

| REVISIONS | | | | |
|-----------|-----|-------------|---------|----------|
| ECO # | REV | DESCRIPTION | DATE | APPROVED |
| C01312 | A | NEW RELEASE | 1/31/14 | SCOTT R. |

NOTES:

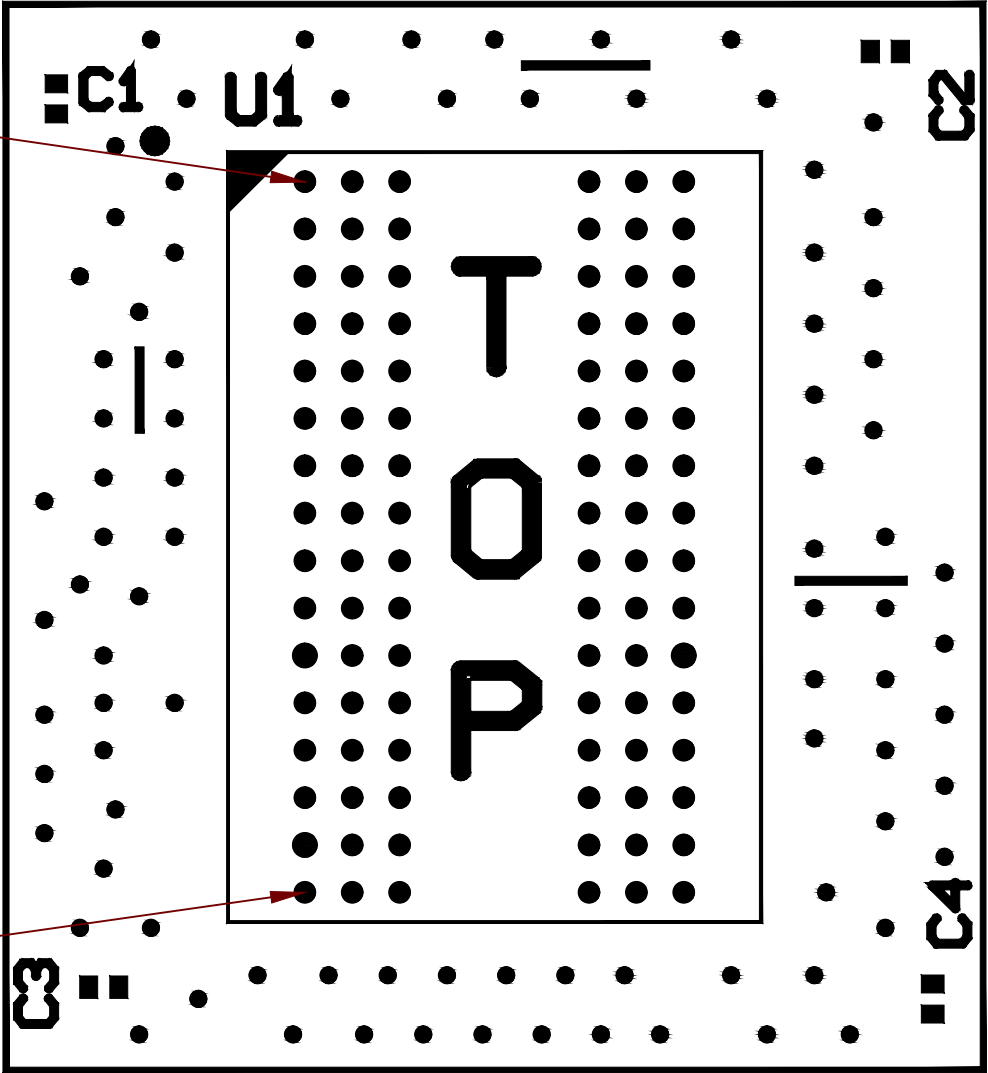
1. ASSEMBLE TO IPC610 CLASS 2.
2. REFER TO BOM FOR COMPLETE LIST OF POPULATION OPTIONS
3. USE LEAD-FREE SOLDER PROCESS
4. HANDLE ONLY WITH ESD PROTECTION
5.

NO SOLDER ON BGA PADS
6.

APPLY BGA BALLS, BOTTOM SIDE, TIN/LEAD OR UNLEADED PER PURCHASE ORDER.

PIN A1

5



TOP VIEW

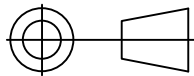
THIS DRAWING WAS ORIGINATED BY AND IS THE EXCLUSIVE PROPERTY OF ASTEK CORPORATION AND IT HAS BEEN SUPPLIED FOR CUSTOMER INFORMATION PURPOSES ONLY AND IS NOT AN AUTHORIZATION OR LICENSE TO FABRICATE THE COMPONENTS OR TO FURNISH THIS INFORMATION TO OTHERS.

UNLESS OTHERWISE SPECIFIED:
DIMENSIONS ARE IN INCHES
[MILLIMETERS BRACKETED FOR REF.]

| TOLERANCES | | |
|--------------|---------|------------|
| DECIMALS | ANGULAR | FRACTIONAL |
| .XX ± .010" | ± 1° | ± 1/16" |
| .XXX ± .004" | | |

MAT'L. SEE NOTES

DO NOT SCALE DRAWING



DRAWN ANTERO G.

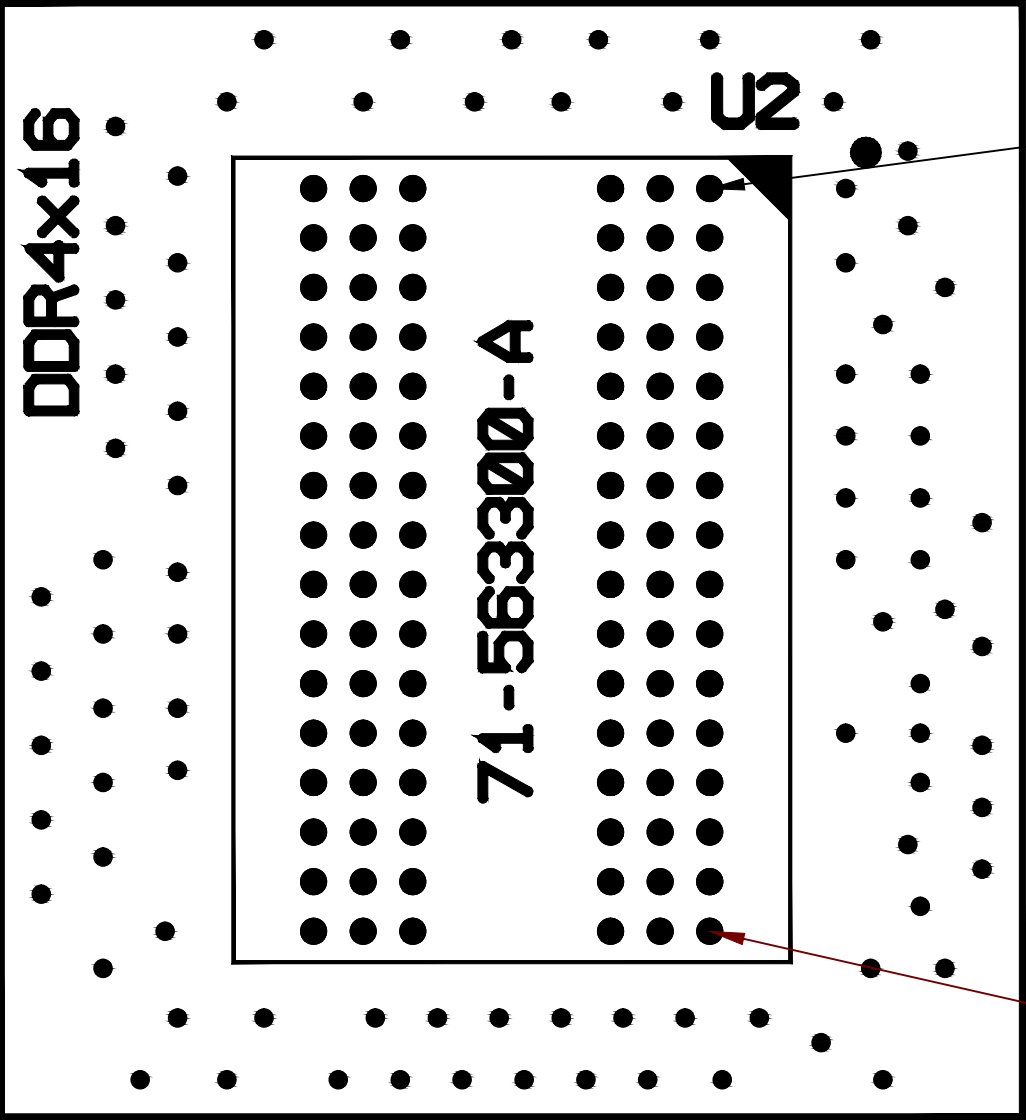
CHECKED SCOTT R.

Astek

5055 CORPORATE PLAZA DRIVE
Colorado Springs, CO 80919 U.S.A.
Ph: 719.260.1625 www.astekcorp.com

DATE 1/31/14 DWG NAME DDR4X16_SI_ASSEMBLY_DRAWING

DATE 1/31/14 SCALE N/A B DWG NO. 71-563600 SHEET 1 OF 2 REV A



BOTTOM VIEW

| | | | | |
|----------|-----------------------------|---|-------------------|--------------|
| DWG NAME | DDR4X16_SI_ASSEMBLY_DRAWING | | | |
| SCALE | N/A | B | DWG NO. 71-563600 | SHEET 2 OF 2 |
| | | | REV A | |