

ProBER 2 2 Mb/s Handheld Test Set

The handheld that
takes 2 Mb/s testing
beyond convention



ProBER 2



Agilent Technologies
Innovating the HP Way

2 Mb/s BER and signal quality measurements in a handheld



The ProBER 2 test set provides a powerful handheld solution for testing 2 Mb/s and 64 kb/s digital circuits. It offers extensive BER test functions plus a unique range of signal quality measurements (pulse mask, jitter, level and frequency). This unmatched test capability, combined with the intuitive operation of ProBER 2, simplifies installation and maintenance testing for faster problem resolution.

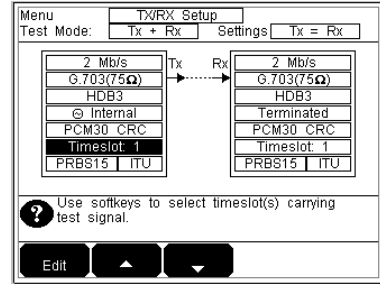
A range of signal quality measurements for faster problem resolution

Save time by quickly identifying signal quality problems before running long-term error measurements or during troubleshooting. With a single keystroke, the ProBER 2 rapidly identifies any frequency, level, pulse shape or jitter problem on a 2 Mb/s signal.

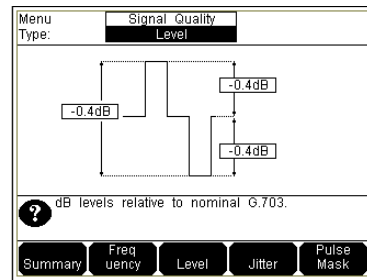
Measurement summary

The ProBER 2 supports comprehensive functional and parametric capability providing the ability to fully evaluate 2 Mb/s, n x 64 kb/s and 64 kb/s co-directional circuits.

- Extensive error and alarm generation and measurement
- ITU-T recommendations G.821, G.826 and M.2100 performance analysis
- Frequency and level measurements
- Pulse mask measurements (+pulse, -pulse, pulse width ratio, pulse amplitude ratio)
- Jitter measurements to ITU-T standard O.172 (supports pointer jitter tests)
- Delay measurement
- VF tone generation and measurement
- Timeslot activity monitor
- Line rate offset
- Frame data control and monitoring
- Synchronization status messages
- Built-in talk/listen capability



Single transmit/receive setup display minimizes the number of key presses and lets you see the instrument configuration at a glance.



Easily identify any frequency, level, pulse shape or jitter problems.

Menu: Results
Type: Errors+Alarms Summary

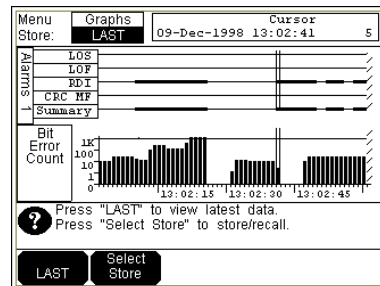
| | Count | Ratio | ESecs |
|---------------|-------|-----------|-------|
| Bit | 0 | 0 | 0 |
| Code | 0 | 0 | 0 |
| FAS | 0 | 0 | 0 |
| CRC | 0 | 0 | 0 |
| E-bit | 107 | 8.106E-04 | 48 |
| Alarm Seconds | | | 0 |

00:00:02:12

? Select the test result page.

Test Timing Trouble Scan Errors+Alarms Analysis MORE

Clear results presentation in both tabular . . .



. . . and graphical formats

Menu: Results
Type: Analysis G.826 In Serv.

| | Near End | Far End |
|-----|-------------|-------------|
| EB | 9 | 0 |
| BBE | 9 3.644E-05 | 0 0.000E+00 |
| ES | 9 3.644E-02 | 0 0.000E+00 |
| SES | 0 0.000E+00 | 0 0.000E+00 |
| UAS | 0 | 0 |

Result: Fail Pass

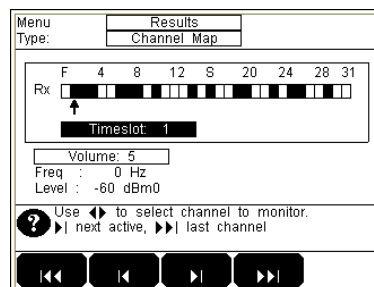
Path UAS Limit: 10 Path UAS: 0

Path Allocation: 100.000% 00:00:04:07

? Select the analysis type to be displayed.

G.821 G.826

Clear presentation of ITU-T G.821 and G.826 in-service and out-of-service analysis



At-a-glance display of active timeslots, frequency and level measurements combined with the ability to listen to timeslots.

Menu: Test Setup
Function: Sa Bit Control

Sync. Message: Sa4 Rec. G.811

| | | |
|-----|------|------|
| Sa4 | SMF1 | SMF2 |
| Sa5 | 0010 | 0010 |
| Sa6 | 1111 | 1111 |
| Sa7 | 1111 | 1111 |
| Sa8 | 1111 | 1111 |

? 帮助进入这里

Quality Unknown Reserved (0001) Rec. G.811 Reserved (0011) MORE

Textual decode of ITU-T G.704 synchronization status message along with local language on-line help.

Technical specifications

ProBER 2 (E7580A) 2 Mb/s handheld test set

Line Rates

2 Mb/s; 64 kb/s (option 002).

Interfaces

2 Mb/s: HDB3/AMI; 75 ohm unbalanced (BNC), 120 ohm balanced (3-pin Siemens).

64 kb/s co-directional: 120 ohm balanced (3-pin Siemens).

Input mode: Terminate, bridged or monitor mode.

Monitor gain (2 Mb/s): 20 dB, 26 dB, 30 dB.

Equalization (2 Mb/s): 6 dB at $f/2$.

Clock input: 2 MHz; 75 ohm unbalanced (BNC).

Printer Interface : RS-232-C.

Clock

Internal: ± 4.6 ppm (includes aging, stability and setting accuracy).

Received: Clock recovered from receiver.

External: 2 MHz external clock (ITU-T G.703 section 10).

Frequency offset generation

± 100 ppm in 1 ppm steps.

Frame format

PCM30, PCM30CRC, PCM31, PCM31CRC, unframed.

Test channel: 64 kb/s timeslot, $n \times 64$ kb/s (contiguous and non-contiguous).

Test pattern

PRBS: 2^9-1 , $2^{11}-1$, $2^{15}-1$, $2^{20}-1$, $2^{23}-1$.

Word: All 1s, all 0s, 1010, 1000, 8-bit or 16-bit word (frame aligned).

Live traffic: Externally generated (thru mode).

Error and alarm measurements

Error: Frame, code, CRC-4, E-bit, bit.

Alarms: LOS, AIS, LOF, LOMF, RDI, TS-AIS, RDI(MF), pattern loss.

Basic results: Error count, error ratio (short term and cumulative), error seconds, alarm seconds.

Stored measurement graphs:

Graphical display of all error counts and alarms.

Performance analysis

ITU-T G.821 (bit, FAS, CRC, E-bit), ITU-T G.826 in-service (CRC, E-bit) or out-of-service (bit).

Frequency measurement

Measurement rate: 2 Mb/s.

Measurement:

Frequency displayed in Hz, 1 Hz resolution. Offset displayed in ppm and Hz.

Delay

Supports measurement of network round-trip delay.

Range: 0 to 1,999,999 μ s.

Accuracy: ± 1 μ s.

VF tone and dialing

Generation and measurement of digitally encoded voice frequency tone in a 2 Mb/s timeslot.

Generation:

Frequency: 300 to 3400 Hz (1 Hz steps)

Level: +3 to -40 dBm (+3 to

-20 dBm: 1 dBm steps;

-20 to -40 dBm: 5 dBm steps).

Measurement:

Frequency: 300 to 3400 Hz (1 Hz resolution).

Level: +3 to -60 dBm

(1 dBm resolution)

Dialing: Performs DTMF dialing

Error generation

Bit, frame, code, CRC4, E-bit.

Control: Single, 1×10^{-n}

(where $n = 3$ to 7).

FAS: n -consecutive errored FAS words (where $n = 1$ to 4).

Alarm generation

LOS, AIS, LOF, RDI, TS-AIS, RDI(MF), minor alarm (via spare bits).

Control: On, off.

Frame data (control and monitoring)

FAS, NFAS, MFAS, CRC MFAS, Si-bits, Sa-bits, x-bits, E-bits, ABCD signaling (all channels), timeslot data.

Synchronization status messages

Clear test setup and monitoring of synchronization status messages defined in ITU-T G.704.

Thru-mode

Transparent or overwrite mode.

Transparent mode: The signal is passed through the instrument without being altered. For monitoring purposes where no protected monitor point is available.

Overwrite mode: The selected test channel (64 kb/s or $N \times 64$ kb/s) within the received frame may be overwritten with a test pattern. Errors and alarms can also be inserted.

Telephone handset

Full talk/listen capability via internal microphone and speaker.

Battery

Type: Nickel metal hydride.

Operating Time: > 8 hours (typical; depending on operating modes).

Re-charge time: < 4 hours.

General specifications

Weight: 1 kg.

Dimensions: 270 × 133 × 54 mm.

Environmental:

Operating temperature: 0 to 50°C.

Storage temperature: -40°C to +70°C.

EMC compatibility:

Immunity: EN 50082-1:1992.

Emissions: EN 55011:1991.

Product safety:

IEC 1010-1:1990;

CSA C22.2 NO 1010-1:1993+A1+A2;

EN 61010:1992+A1+A2;

IEC 61010:1992+A1+A2;

EN 60825-1:1994/

IEC 825-1:1993 (LEDs only).

Option 001 Advanced signal quality

Jitter measurement

Measurement rate: 2 Mb/s.

Measurement ranges: 1.6 UI pk-pk, 15.5 UI pk-pk.

Measurement bandwidth

1.6 UI range: 2 Hz to 100 kHz.

16 UI range: 2 Hz to 50 kHz.

Measurement filters: HP1, HP2 and LP filters to ITU-T O.172.

HP1: 20 Hz;

HP2: 18 kHz;

LP: 100 kHz.

Measurement accuracy: Meets ITU-T recommendation O.172.

Results:

Amplitude: +peak, -peak, peak-peak, elapsed time.

Hits: Jitter hit count, jitter hit seconds, jitter hit free seconds, elapsed time.

Stored measurement graphs:

Bar Graph: Hit count.

Alarms: Unlock, out-of-range, LOS.

Pointer jitter measurement: Fully supports the measurement of jitter caused by SDH pointer adjustments (accuracy is maintained in the presence of high amplitude out-of-band jitter transients). Can be used to test jitter limits defined in ITU-T G.783.

Pulse mask

Measurement Rates: 2 Mb/s;

Measurement: +Pulse and -pulse versus ITU-T G.703 mask (also without mask), pulse width ratio, pulse amplitude ratio.

Level measurement

Measurement rate: 2 Mb/s.

Measurement: +4 to -28 dB relative to the nominal level defined in ITU-T G.703.

(1 dB resolution).

Results: pk-pk, +pk, -pk.

Option 002 64 kb/s co-directional interface

Line rate: 64 kb/s;

Interface: 120 ohm balanced (3-pin Siemens);

Error and alarm measurements:

Error: Bit error;

Alarms: LOS, octet loss.

Error and alarm generation:

Bit errors: Single, 1×10^{-n}

(where $n = 3$ to 7);

Alarms: LOS, octet loss.

Option 003 M.2100 performance analysis

Line rate: 2 Mb/s, $N \times 64$ kb/s and 64 kb/s;

Measurements: ITU-T M.2100 in-service (FAS, CRC, E-bit), out-of-service (bit).

ITU-T M.2110 bringing into service (15 minutes, 1 hour, 2 hours, 24 hours and 7 days).

ITU-T M.2120 in-service test for maintenance (15 minutes and 24 hours).

Ordering information

The instrument supports a number of options allowing you to configure it to meet your test requirements.

Ordering information

E7580A 2 Mb/s test set (*includes ac adapter, operating manual*)

Option 001: Advanced signal quality measurements (adds 2 Mb/s pulse mask, jitter and level measurements).

Option 002: 64 kb/s co-directional interface.

Option 003: M.2100 performance analysis (including M.2110 and M.2120).

Option 020: Soft carrying case.

Option 031: Latin American localization.

Option 032: Brazilian Portuguese localization.

Option AB2: Chinese localization.

Option UK6: Calibration data and certificate

Accessories

15730B: Lightweight, battery-operated thermal printer (40 column) with 230V power supply.

Option 100: Replaces 230V power supply with 100V supply.

Option 120: Replaces 230V power supply with 120V supply.

15736A: RS-232-C printer cable (9-pin male to 9-pin female).

24542U: RS-232-C cable for PC data acquisition.

15993A: Soft carrying case (when not ordered as Option 020).

For further information on the ProBER 2 2 Mb/s handheld test set, please refer to brochure 5967-5869E

Related products



The OmniBER 718 analyzer is a rugged, portable one-box solution for installation, maintenance and manufacturing of SDH/SONET networks and network elements. It provides full PDH/T-carrier and SDH/SONET capability up to 2.5 Gb/s, including STM-16c/OC-48c payloads and jitter.

For further information, refer to publication no. 5967-5870E.



The OmniBER 717 analyzer offers a modular, upgradeable one-box solution for installation, commissioning and field maintenance. This rugged, portable tester allows comprehensive functional testing of SDH/SONET, PDH and ATM – including jitter generation and test – up to 622 Mb/s.

For further information, refer to publication no. 5964-0106E.

For more information about Agilent Technologies test and measurement products, applications, services, and for a current sales office listing, visit our web site: <http://www.agilent.com/find/tmdir>. You can also contact one of the following centers and ask for a test and measurement sales representative.

United States:

Agilent Technologies
Test and Measurement Call Center
P.O. Box 4026
Englewood, CO 80155-4026
(tel) 1 800 452 4844

Canada:

Agilent Technologies Canada Inc.
5150 Spectrum Way
Mississauga, Ontario
L4W 5G1
(tel) 1 877 894 4414

Europe:

Agilent Technologies
Test & Measurement
European Marketing Organisation
P.O. Box 999
1180 AZ Amstelveen
The Netherlands
(tel) (31 20) 547 9999

Japan:

Agilent Technologies Japan Ltd.
Measurement Assistance Center
9-1, Takakura-Cho, Hachioji-Shi,
Tokyo 192-8510, Japan
(tel) (81) 426 56 7832
(fax) (81) 426 56 7840

Latin America:

Agilent Technologies
Latin American Region Headquarters
5200 Blue Lagoon Drive, Suite #950
Miami, Florida 33126
U.S.A.
(tel) (305) 267 4245
(fax) (305) 267 4286

Australia/New Zealand:

Agilent Technologies Australia Pty Ltd
347 Burwood Highway
Forest Hill, Victoria 3131
(tel) 1-800 629 485 (Australia)
(fax) (61 3) 9272 0749
(tel) 0 800 738 378 (New Zealand)
(fax) (64 4) 802 6881

Asia Pacific:

Agilent Technologies
19/F, Cityplaza One, 1111 King's Road,
Taikoo Shing, Hong Kong, SAR
(tel) (852) 2599 7889
(fax) (852) 2506 9233

Technical data is subject to change

© Copyright 1998, 1999
Agilent Technologies UK Ltd

Printed in the USA
5968-4025E 12/99



Agilent Technologies
Innovating the HP Way