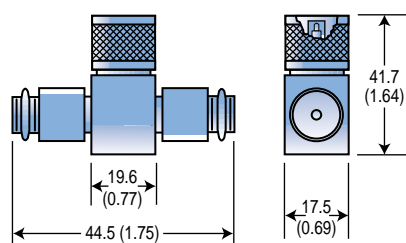


## Power Dividers and Splitters

### HP 11636A,B Power Dividers

These power dividers provide good match and excellent tracking characteristics from dc to 26.5 GHz. Power dividers are recommended for applications such as transmission line fault testing, as well as power combining. They are not recommended for ratio and leveling applications.

#### HP 11636A



Dimensions are in mm (inches) nominal, unless otherwise specified.

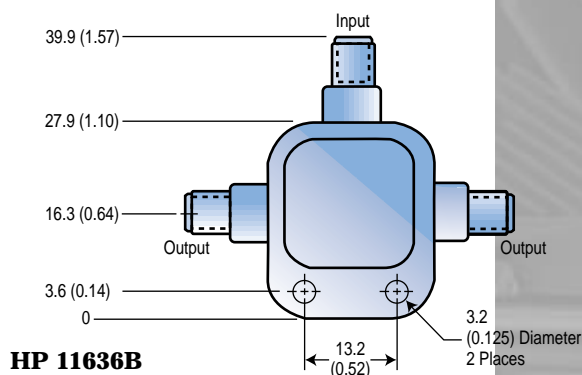


**HP 87302C**

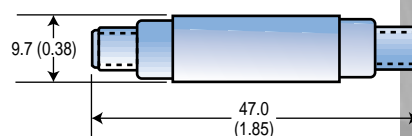
### HP 87302/303/304C

#### Hybrid Power Dividers

These power dividers are designed for power splitting applications that require minimal insertion loss and high isolation between ports. They are available in three models that cover multi-octave bands to 26.5 GHz. Models with narrower frequency coverage have less insertion loss. Hybrid dividers have insertion loss between the main line and output port which is 1 to 2 dB less than equivalent resistive power splitters. Designed for critical signal processing applications, phase and amplitude tracking between the two output ports is controlled and specified.



**HP 11636B**



Dimensions are in mm (inches) nominal, unless otherwise specified.

#### Specifications

HP Model	Frequency Range (GHz)	Max. SWR	Maximum Insertion Loss (dB)	Minimum Isolation (dB)	Maximum Amplitude Tracking (dB) <sup>1</sup>	Maximum Phase Tracking (Deg) <sup>1</sup>
11636A	dc to 18	1.35	6.0 typ. <sup>2</sup>		0.5 <sup>3</sup>	±2 ° typ.
11636B	dc to 26.5	1.29	7.5		0.25 <sup>3</sup>	±2 ° typ.
87302C	0.5 to 18	1.45	1.5	19	0.3	6
	18 to 26.5	1.60	1.9	19	0.5	10
87303C	1.0 to 18	1.45	1.2	19	0.3	6
	18 to 26.5	1.60	1.6	21	0.5	10
87304C	2.0 to 18	1.45	1.1	19	0.3	6
	18 to 26.5	1.60	1.4	18	0.5	10

Power Rating: 10 W, CW (2:1 maximum load SWR)

Connectors: 3.5 mm (f), (SMA compatible)

Weight: 170 g (6 oz) net, 340 g (12 oz) shipping

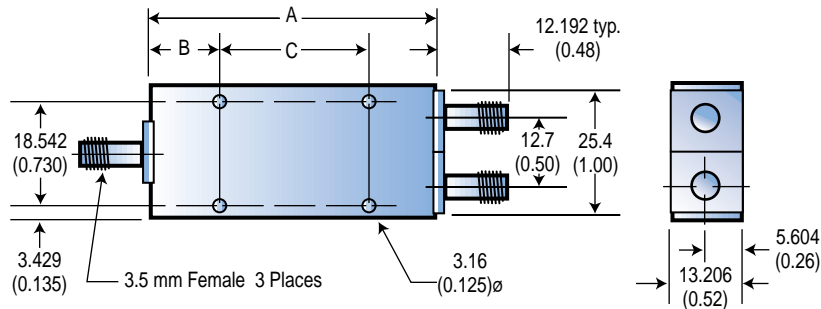
<sup>1</sup> at 18 GHz.

<sup>2</sup> 5.8 to 7.2 dB up to 10 GHz; 5.8 to 7.5 dB up to 18 GHz.

<sup>3</sup> Amplitude and phase tracking are the ratio of one output to the other in dB or degrees, respectively.

## Power Dividers and Splitters

### HP 87302/303/304C



HP Model	A	B	C
87302C	196.85 (7.75)	28.702 (1.13)	139.7 (5.50)
87303C	105.41 (4.15)	26.162 (1.03)	2.10 (53.34)
87304C	57.15 (2.25)	28.702 (1.13)	0.00 (0.00)

Dimensions are in mm (inches)  
nominal, unless otherwise specified.

### HP 11667A

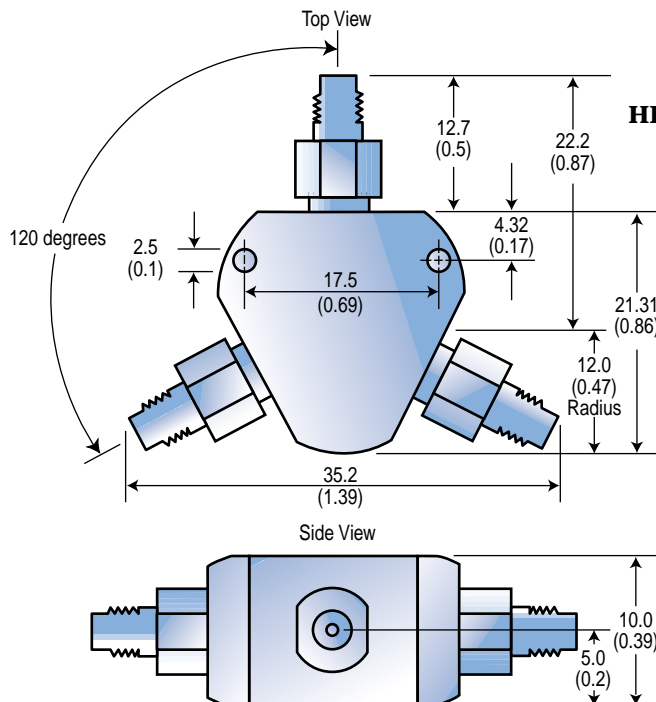


### HP 11667B



### HP 11667A,B Power Splitters

These power splitters feature excellent match and tracking between outputs, operating from dc to 26.5 GHz. Power splitters are recommended for external source leveling and ratio measurements.



### HP 11667C



### HP 11667C Power Splitter

This two-resistor power splitter is recommended for applications that require external source leveling, or for ratio measurements. It covers the entire dc to 50 GHz frequency band by use of 2.4 mm connectors and advanced micro-circuitry for the resistive components. These two-resistor type splitters provide excellent output SWR at the auxiliary arm when used for source leveling or ratio measurement applications. The tracking between output arms over a frequency range from dc to 50 GHz allows wideband measurements to be made with a minimum of uncertainty.

Dimensions are in mm (inches) nominal, unless otherwise specified.

## Power Dividers and Splitters



**HP 11850C,D**

### HP 11850C,D Power Splitter

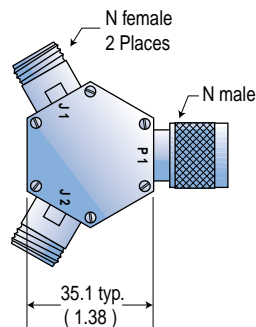
These three-way power splitters are designed for source leveling or ratio measurements. One output port provides the reference for a leveling or ratio detector, while the other two ports can be used for two independent transmission measurements or a comparison measurement.

#### Specifications

HP Model	Frequency Range	Equivalent Output SWR (Nominal 50 $\Omega$ )	Maximum Input Power	Nominal Insertion Loss (Input to Either Output)	Tracking Between Any Two Ports	Connectors	Shipping Weight lb (kg)
11667A Option 001 Option 002	dc to 18.0 GHz	1.10: dc to 4 GHz 1.20: dc to 8 GHz 1.33: dc to 18 GHz	0.5 W	7 dB	0.20 dB to 8 GHz 0.25 dB to 18 GHz	N (f) all ports <b>Opt. 001:</b> N (m) in, N (f) out <b>Opt. 002:</b> N (f) in, APC-7 out	0.2 (0.5)
11667B	dc to 26.5 GHz	1.22	0.5 W	7 dB	<0.25 dB	3.5 mm (f) all ports	0.14 (0.3)
11667C	dc to 50 GHz	1.65	0.5 W	8.5 dB	<0.40 dB	2.4 mm (f) all ports	0.14 (0.3)
11850C	dc to 3.0 GHz	1.22	0.1 W	9.5 dB + 1 dB/GHz	+0.25 dB, $\pm 3^\circ$	N (f) 50 $\Omega$ all ports	0.2 (0.5)
11850D	dc to 2 GHz	1.09		7.8 dB	$\pm 0.2$ dB, $\pm 2.5^\circ$	N (f) 50 $\Omega$ in N (f) 75 $\Omega$ out	0.2 (0.5)



**HP 0955-0751**



**HP 0955-0751**

### HP 0955-0751 Power Splitter

This power splitter is recommended for most 50  $\Omega$  economy network analyzer applications. A two resistor splitter provides excellent output SWR at the auxiliary arm over frequency allowing wideband measurements to be made with minimum uncertainty. The frequency range is dc to 3 GHz. Tracking flatness is within  $\pm 0.25$  dB and  $\pm 3$  degrees of phase. Equivalent source match is 25 dB to 2 GHz and 20 dB to 3 GHz. Insertion loss is 6 dB. Input port match is 20 dB to 3 GHz. Connectors are type-N (f) output and type-N (m) input.

Dimensions are in mm (inches) nominal, unless otherwise specified.

### HP 0955-0752 Power Splitter

This 75  $\Omega$  power splitter has a frequency range from dc to 3 GHz. Tracking flatness is within  $\pm 0.25$  dB and  $\pm 3$  degrees of phase. Equivalent source match is 25 dB to 2 GHz and 20 dB to 3 GHz. Insertion loss is 6 dB. Input port match is 25 dB to 3 GHz. Connectors are type-N (m) input, type-N (f) output.