


Xinger®

Hybrid Couplers 3 dB, 90°



Description

The 2K1305-3 is a low profile, high power 3dB hybrid coupler in an easy to use surface mount package covering the Japanese PDC band. The 2K1305-3 is ideal for balanced amplifiers and signal combining and can be used in most high power designs. Parts have been subjected to rigorous qualification testing and units are 100% tested. They are manufactured using materials with x and y thermal expansion coefficients compatible with common substrates such as FR4, G-10 and polyamide.

Features:

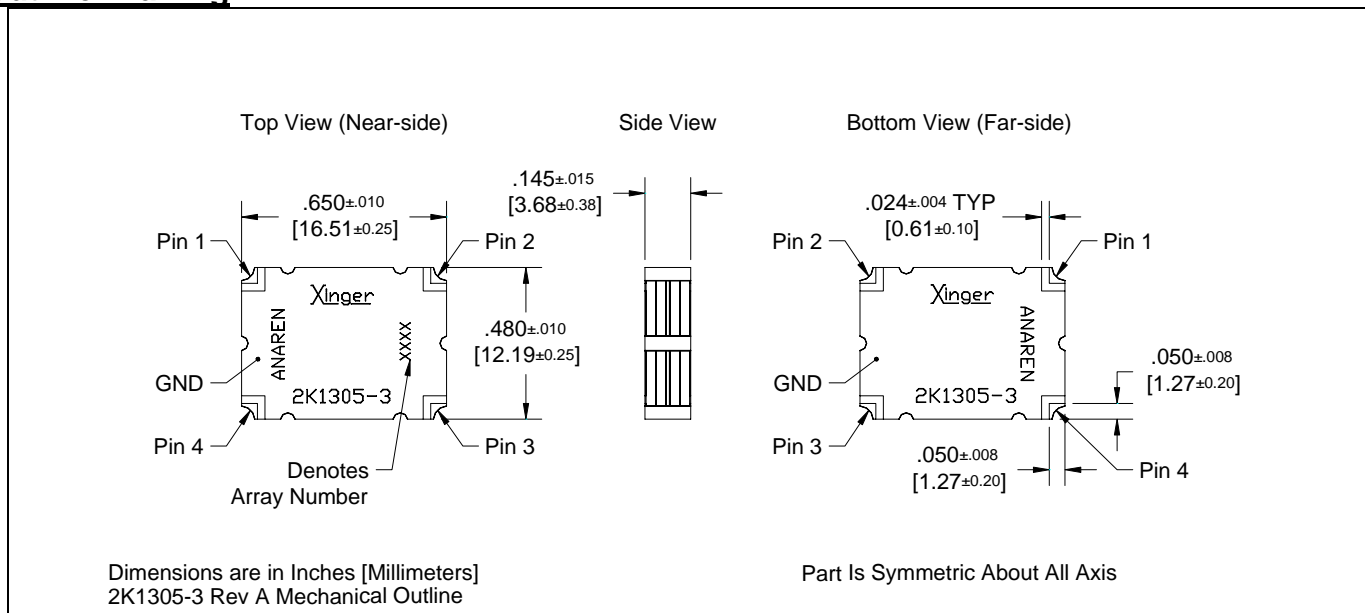
- 1.4 - 1.7 GHz
- High Power
- Very Low Loss
- High Isolation
- 90° Quadrature
- Surface Mountable
- Tape And Reel
- Convenient Package
- 100% Tested

ELECTRICAL SPECIFICATIONS**

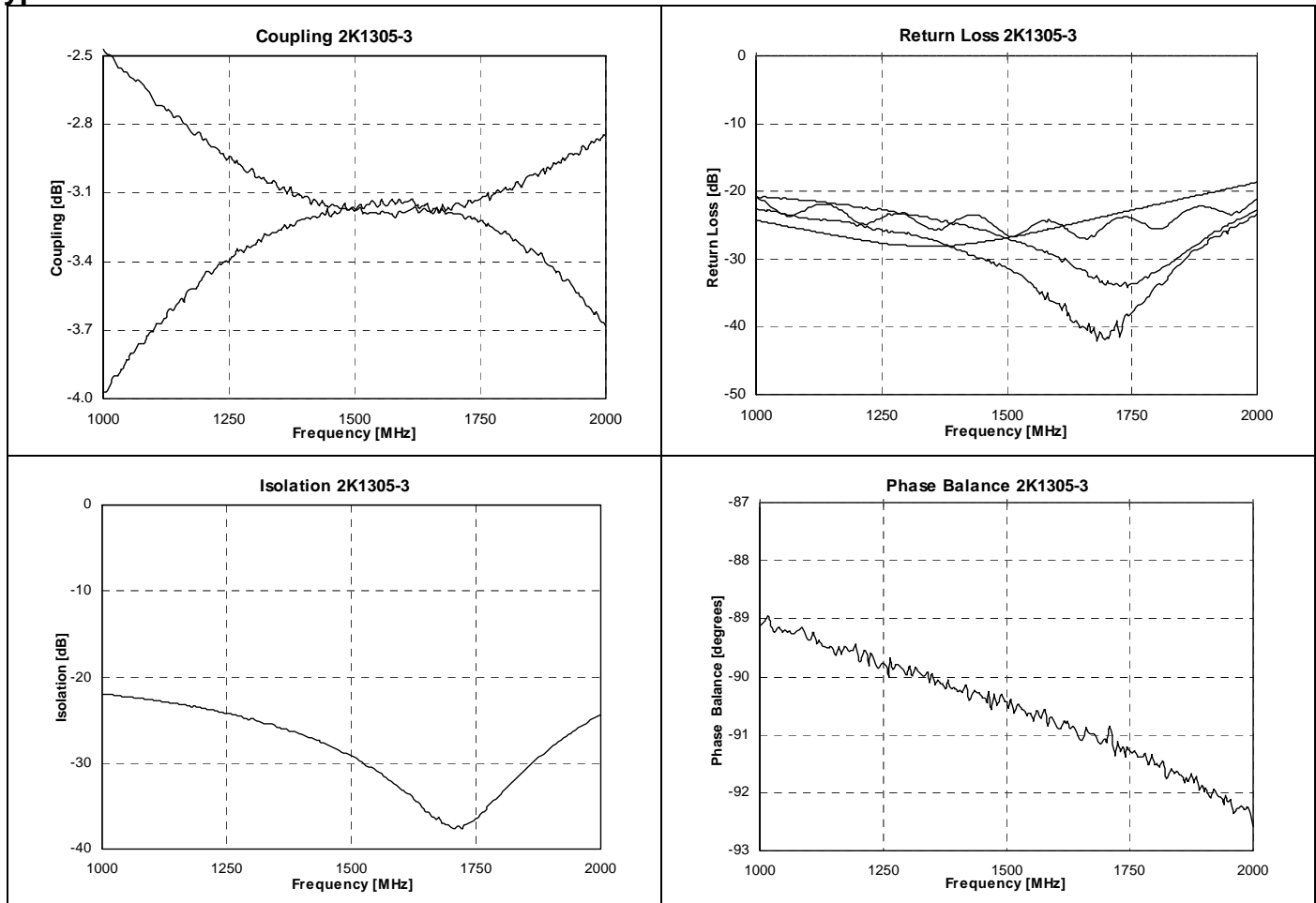
Frequency	Isolation	Insertion Loss	VSWR		
GHz	dB Min	dB Max	Max:1		
1.4 – 1.7	20	0.20	1.20		
Amplitude Balance	Phase Balance	Power	ΘJC	Operating Temp.	
dB Max	Degrees	Ave. CW Watts	°C/ Watt	°C	
± 0.30	± 3	150	13.2	-55 to +85	

**Specification based on performance of unit properly installed on microstrip printed circuit boards with 50 Ω nominal impedance. Specifications subject to change without notice.

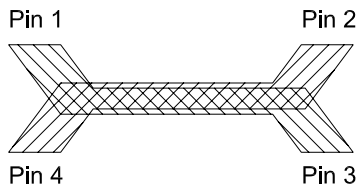
Outline Drawing



Typical Performance: 1.0 GHz. to 2.0 GHz.



Pin Configuration

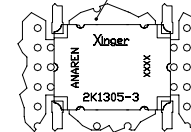


Hybrid Coupler Pin Configuration

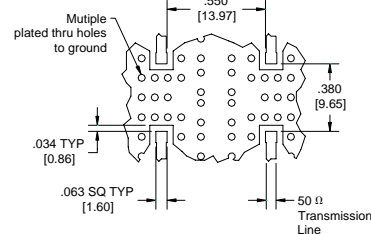
	Pin 1	Pin 2	Pin 3	Pin 4
Configuration #1	Input	Isolated	-3dB, -90°	-3dB, 0°
Configuration #2	Isolated	Input	-3dB, 0°	-3dB, -90°
Configuration #3	-3dB, -90°	-3dB, 0°	Input	Isolated
Configuration #4	-3dB, 0°	-3dB, -90°	Isolated	Input

Mounting Footprint

To ensure proper electrical and thermal performance there must be a ground plane with 100% solder connection underneath the part



Part Is Symmetric About All Axis



Dimensions are in Inches [Millimeters]
2K1305-3 Rev A Mounting Footprint

USA/Canada: (315) 432-8909
Toll Free: (800) 544-2414
Europe: +44 2392-232392

Available on Tape and Reel For Pick and Place Manufacturing.

