


Chip Attenuator 150 Watts, 30dB



Description

The B150NA30X4 is a high performance Aluminum Nitride (AlN) chip attenuator intended as a cost competitive alternative to Beryllium Oxide (BeO). The attenuator is well suited to all cellular frequency bands such as; AMPS, GSM, DCS, PCS, PHS and UMTS. The high power handling makes the part ideal for terminating circulators, and for use in power monitoring. The attenuator is also RoHS compliant!

Features:

- RoHS Compliant
- 150 Watts
- DC – 2700 MHz
- AlN Ceramic
- Non-Nichrome Resistive Element
- Low VSWR
- 100% Tested

General Specifications

Resistive Element	Thick film
Substrate	AlN Ceramic
Terminal Finish	Matte Tin over Nickel Barrier
Operating Temperature	-55 to +200°C (see de rating chart)

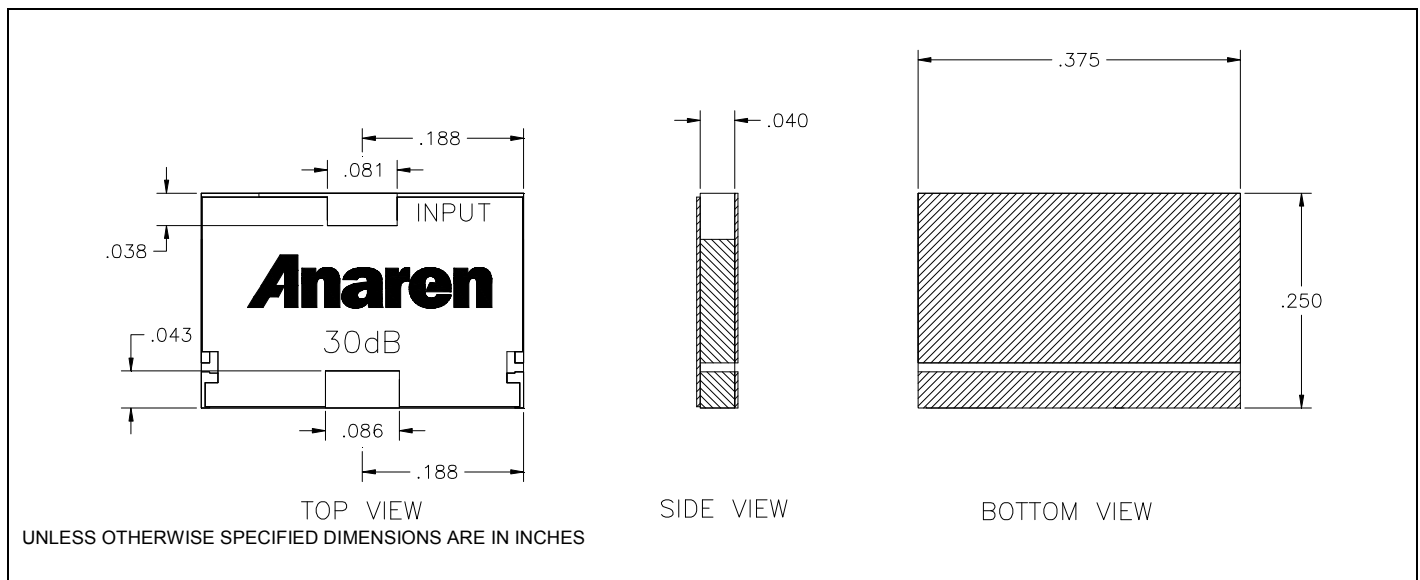
Tolerance is $\pm 0.010"$, unless otherwise specified. Designed to meet or exceed applicable portions of MIL-E-5400. **All dimensions in inches.**

Electrical Specifications

Attenuation Value:	30 dB	+0.5dB, -1dB; DC – 869MHz ± 0.5 dB; 869MHz – 2.2GHz +0.5dB, -1dB; 2.2GHz – 2.7GHz
Power:	150 Watts	
Frequency Range:	DC – 2.7GHz	
Input Return Loss:	20dB	

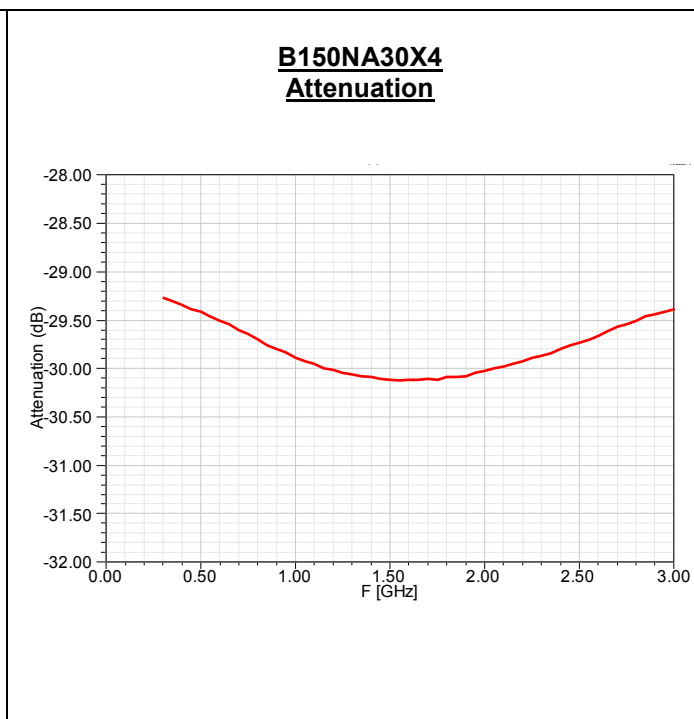
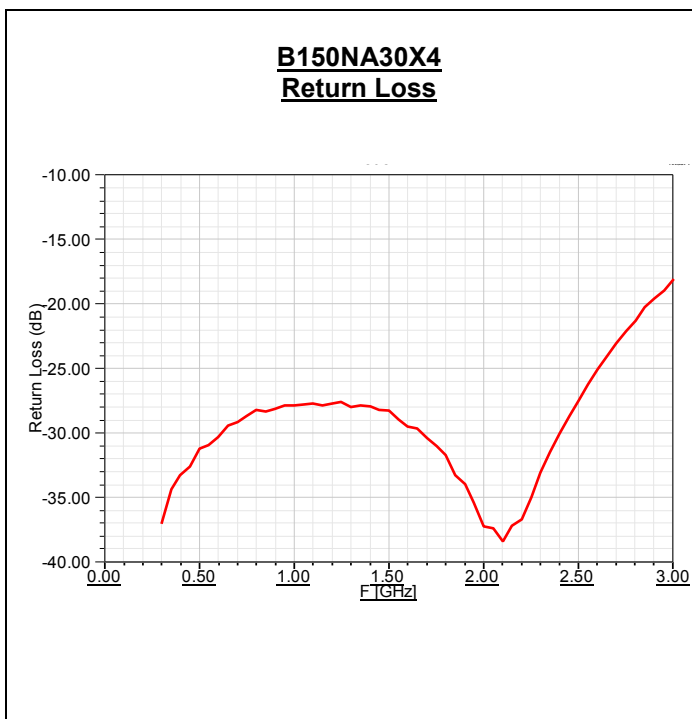
Specification based on unit properly installed using suggested mounting instructions and a 50 ohm nominal impedance. **Specifications subject to change.**

Outline Drawing

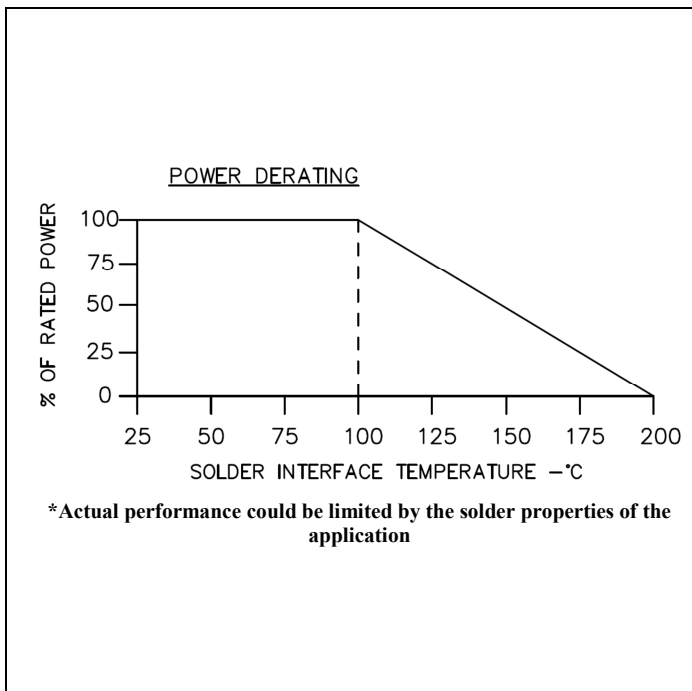


Model B150NA30X4

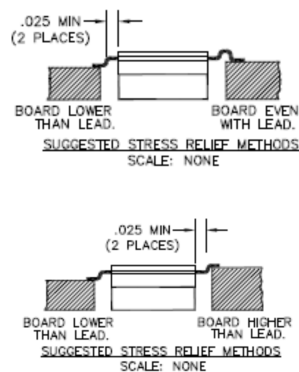
Typical Performance:



Power De-rating:



Mounting Footprint and Procedure:



- SUGGESTED MOUNTING PROCEDURES:**
1. MAKE SURE THAT THE DEVICES ARE MOUNTED ON FLAT SURFACES TO OPTIMIZE THE HEAT TRANSFER.
 2. RECOMMENDED FLATNESS UNDER THE DEVICE IS 0.002".