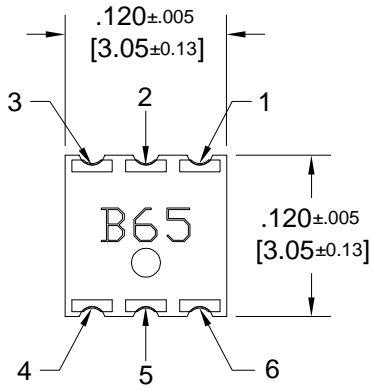
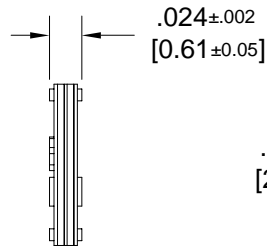


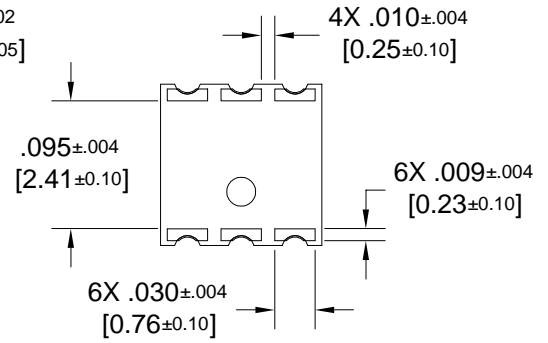
Top View (Near-side)



Side View



Bottom View (Far-side)



Dimensions are in Inches [Millimeters]
 FB650 Rev B Mechanical Outline

Pin	Designation
1	Out 1
2	GND
3	Out 2
4	GND
5	In
6	GND

Tolerances are Non-Cumulative