

Features

- DC - 3.0 GHz
- 125 Watts
- BeO Ceramic
- Welded Silver Leads
- Non-Nichrome Resistive Element
- 100% Tested

General Specifications

Resistive Element:	Thick film
Substrate:	Beryllium oxide ceramic
Cover:	Alumina ceramic
Lead(s):	99.99% pure silver (.005" thk)

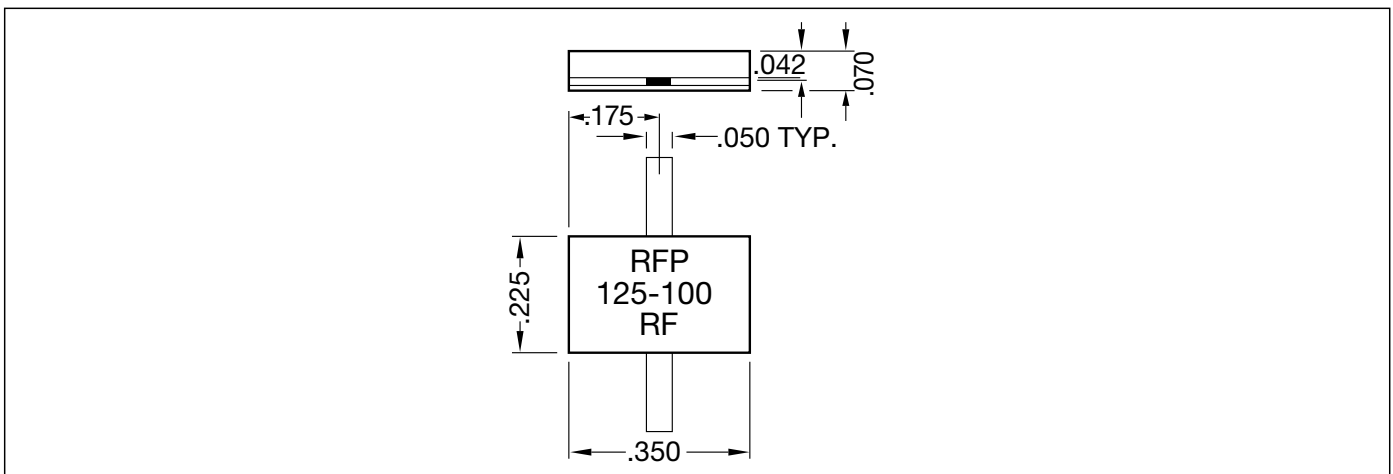
Electrical Specifications

Resistance Value:	100 ohms, $\pm 5\%$
Frequency Range:	DC - 3.0 GHz
Power:	125 Watts
Capacitance:	3.0 pF

Notes: Tolerance is ± 0.10 , unless otherwise specified. Operating temperature is -55°C to $+150^{\circ}\text{C}$ (see chart). Designed to meet or exceed applicable portions of MIL-E-5400. All dimensions are in inches. Lead length 0.15" minimum.

Specifications subject to change without notice.

Outline Drawing



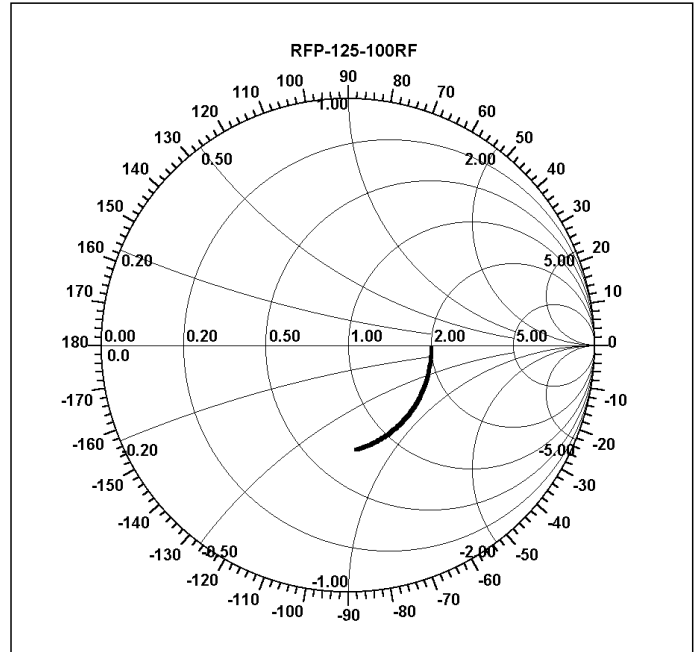
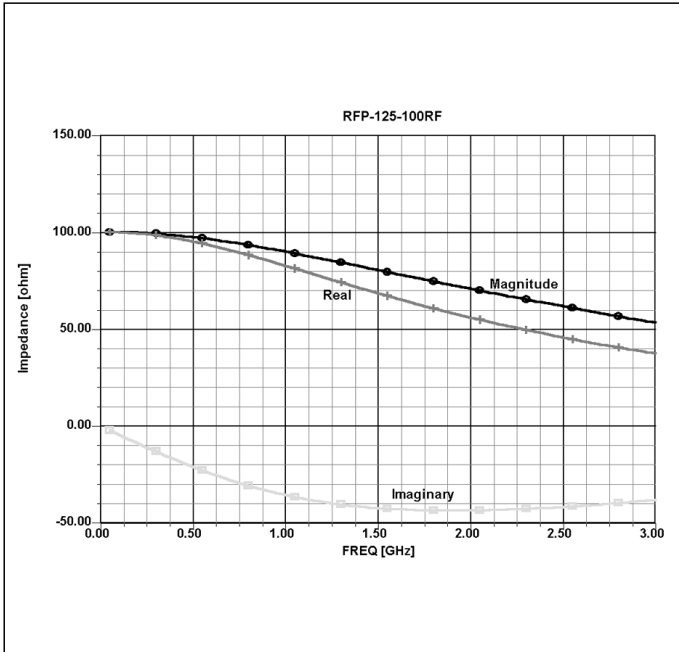
VER. 12/5/01

Model RFP-125-100RF

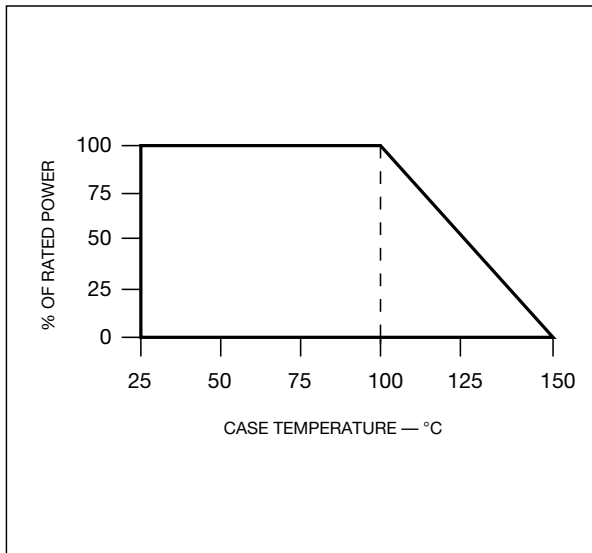
Anaren

RF Power

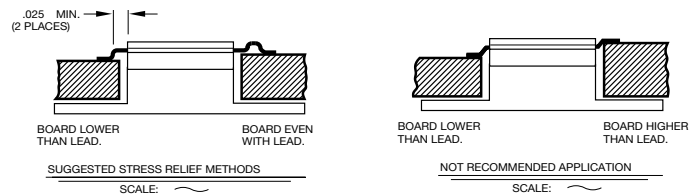
Typical Performance



Power Derating



Suggested Mounting Procedures



1. Make sure that the devices are mounted on flat surfaces (.001" under the device) to optimize the heat transfer.
2. Position device on mounting surface and solder in place using an indalloy type or an SN63 type solder.
3. Solder leads in place using an SN63 type solder with a controlled temperature iron (210°C).