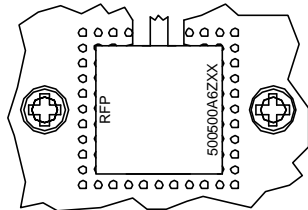
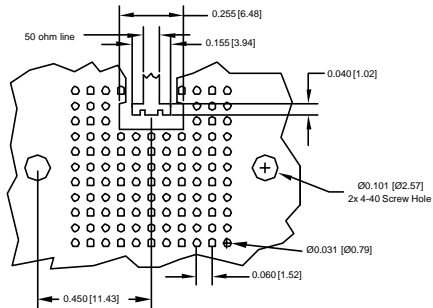
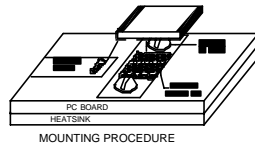


Suggested Mounting Footprint



Suggested Mounting Procedure



1. Drill thermal vias through PCB and fill with solder, such as SN63 type.
2. Solder part in place using SN63 type solder with controlled temperature iron (700°F).
3. To ensure good thermal connectivity to heat sink, which is critical for proper operation drill and tap heatsink and mount PCB board to heat sink using screws.

Dimension given in inches [millimeters]

For best thermal performance the PCB should be soldered to the heat sink.