

Description

The S30B2500W2 is a low profile 30 dB directional coupler in an easy to use surface mount package covering UMTS, ISM and wireless LAN applications. The S30B2500W2 is ideal for power and frequency detection as well as VSWR monitoring and can be used in most high power designs. Parts have been run through rigorous qualifications and units are 100% tested. They are manufactured using materials with X and Y thermal expansion coefficients compatible with common substrates.

Features

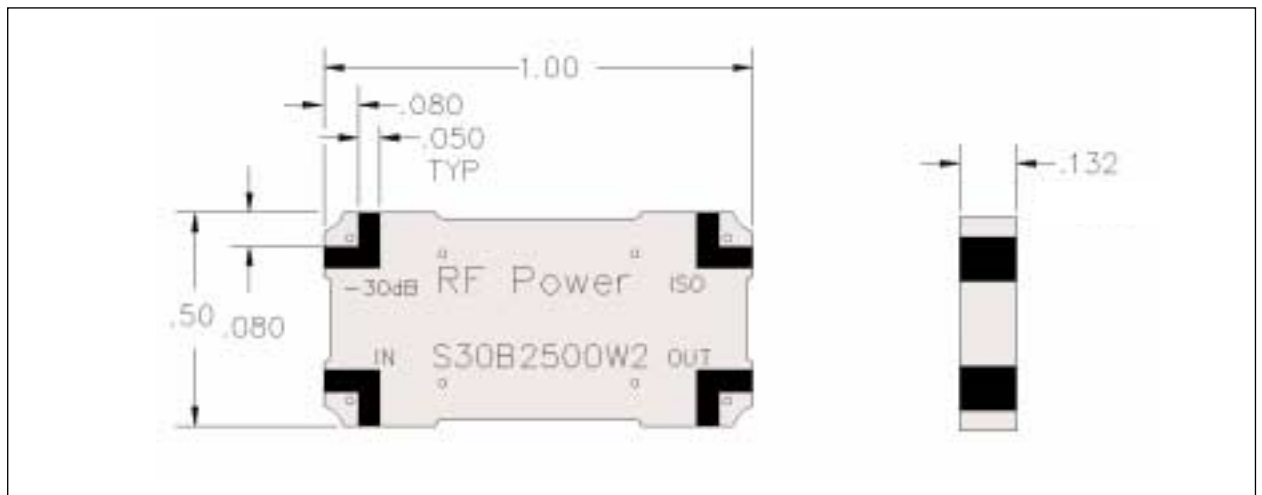
- 2.0 - 3.0 GHz
- 200 Watts
- Low Loss
- Surface Mountable
- Tape and Reel
- Convenient Package
- 100% Tested

Electrical Specifications

Frequency GHz	Mean Coupling dB	Insert. Loss dB Max	VSWR Max: 1
2.0 - 3.0	30.0 ± 2.5	0.20	1.25
Freq. Sens. dB Max	Directivity dB Min	Temp. °C	Power Avg. CW Watts
±1.00	10	-55 to +85	200

Specifications subject to change without notice.

Outline Drawing



Available on Tape and Reel for Pick and Place Manufacturing.

Sales Desk USA: Voice: (800) 544-2414 Fax: (315) 432-9121
 Sales Desk Europe: Voice: (+44) 23 92 232392 Fax: (+44) 23 92 251369

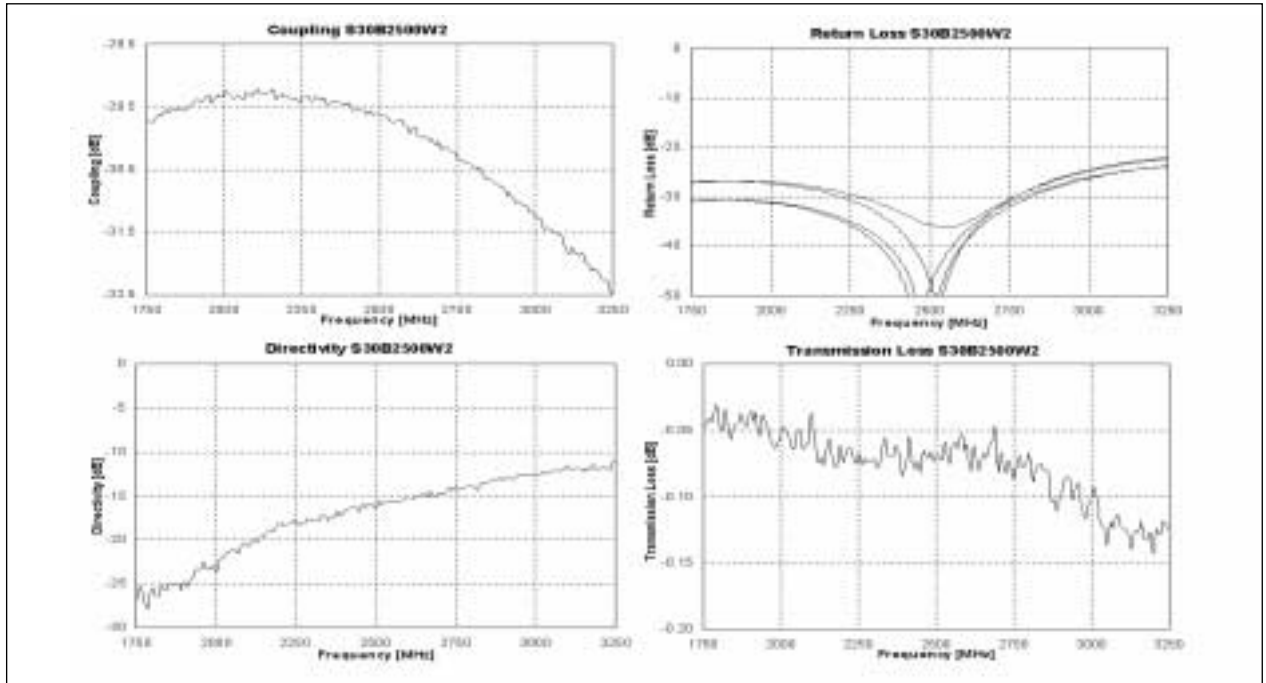
Model S30B2500W2

Anaren


www.anaren.com

RF Power

Typical Performance

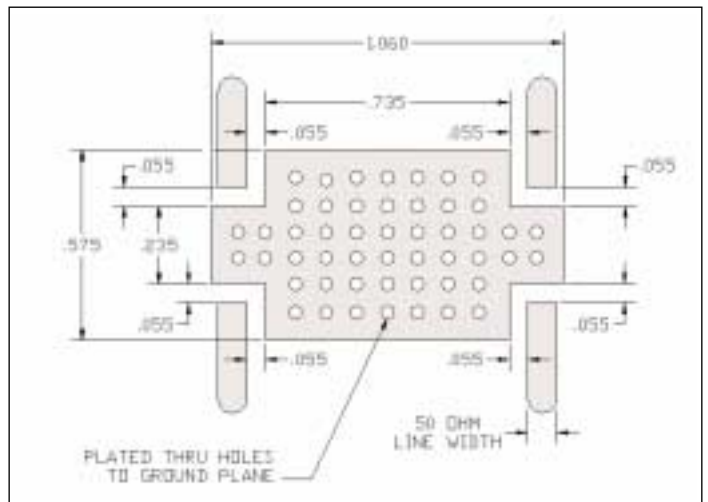


Pin Configuration



	Pin 1	Pin 2	Pin 3	Pin 4
#1	Input	Output	Isolated	Coupled
#2	Output	Input	Coupled	Isolated
#3	Isolated	Coupled	Input	Output
#4	Coupled	Isolated	Output	Input

Mounting Footprint



Available on Tape and Reel for Pick and Place Manufacturing.

