

Contents

Report of the Director	5
Reporting Requirements of the Statute	6
Regulations	6
Summary and Analysis of Reports by Judges	7
Authorized Lengths of Intercepts	7
Locations	8
Offenses	9
Summary and Analysis of Reports by Prosecuting Officials	10
Nature of Intercepts	10
Costs of Intercepts	10
Arrests and Convictions	11
Summary of Reports for Years Ending December 31, 1988, Through 1998	12
Supplementary Reports	12

Text Tables

Table 1	
Jurisdictions With Statutes Authorizing the Interception of Wire, Oral, or Electronic Communications	13
Table 2	
Intercept Orders Issued by Judges During Calendar Year 1998	14
Table 3	
Major Offenses for Which Court-Authorized Intercepts Were Granted	18
Table 4	
Summary of Interceptions of Wire, Oral, or Electronic Communications	22
Table 5	
Average Cost per Order	25
Table 6	
Types of Surveillance Used, Arrests, and Convictions for Intercepts Installed	29
Table 7	
Summary Report on Authorized Intercepts Granted Pursuant to 18 U.S.C. 2519	33
Table 8	
Summary of Supplementary Reports for Intercepts Terminated in Calendar Years 1989 Through 1997	34
Table 9	
Arrests and Convictions Resulting From Intercepts Installed in Calendar Years 1988 Through 1998	38

Appendix Tables

Table A-1: United States District Courts	
Report by Judges	40
Table A-2: United States District Courts	
Supplementary Report by Prosecutors	84
Table B-1: State Courts	
Report by Judges	106
Table B-2: State Courts	
Supplementary Report by Prosecutors	216

Report of the Director of the Administrative Office of the United States Courts

on Applications for Orders Authorizing or Approving the Interception of Wire, Oral, or Electronic Communications

The Omnibus Crime Control and Safe Streets Act of 1968 requires the Administrative Office of the United States Courts (AO) to report to Congress the number and nature of federal and state applications for orders authorizing or approving the interception of wire, oral, or electronic communications. The statute requires that specific information be provided to the AO, including the offense(s) under investigation, the location of the intercept, the cost of the surveillance, and the number of arrests, trials, and convictions that directly result from the surveillance. This report covers intercepts concluded between January 1, 1998, and December 31, 1998, and provides supplementary information on arrests and convictions resulting from intercepts concluded in prior years.

From 1997 to 1998, the total number of intercepts authorized by federal and state courts increased 12 percent to 1,329, reflecting continued growth in applications involving the surveillance of narcotics operations (up 10 percent). Following a 2 percent decrease in 1997, the number of applications for orders by federal authorities remained essentially stable in 1998, dropping one half of one percent. The number of applications reported by state prosecuting officials increased 24 percent over last year, with more jurisdictions providing reports than in prior years. The number of federal intercept applications authorized has grown over the last 10 years, increasing 93 percent from 1988 to 1998, while state applications have increased 71 percent since 1988. The number of intercepts employed in drug-related investigations also has experienced significant growth. Drug offenders were targeted in 955 of the interceptions concluded in 1998, compared to 435 in 1988, a 120% increase.

The appendix tables of this report list all intercepts reported by judges and prosecuting officials for 1998. Appendix Table A-1 shows reports filed by federal judges and federal prosecuting officials. Appendix Table B-1 presents the same information for state judges and state prosecuting officials. Appendix Tables A-2 and B-2 contain information from the supplementary reports submitted by prosecuting officials about additional arrests and trials in 1998 arising from intercepts initially reported in prior years.

Title 18 U.S.C. Section 2519(2) mandates the submission of wiretap reports to the AO no later than January 31 of each year. This office, as is customary, sends a letter to the appropriate officials every year reminding them of the statutory mandate. Nevertheless, each year reports are received after the deadline has passed. Information received after the deadline will be included in next year's *Wiretap Report*; the number of missing state and local prosecutors' reports was lower in 1998 compared to 1997. The AO is grateful for the cooperation and the prompt responses we received from officials around the nation.

Leonidas Ralph Mecham
Director

April 1999

Applications for Orders Authorizing or Approving the Interception of Wire, Oral, or Electronic Communications

Reporting Requirements of the Statute

Each federal and state judge is required to file a written report with the Director of the Administrative Office of the United States Courts (AO) on each application for an order authorizing the interception of a wire, oral, or electronic communication (18 U.S.C. 2519(1)). This report is to be furnished within 30 days of the denial of the application or the expiration of the court order (after all extensions have expired). The report must include the name of the official who applied for the order, the offense under investigation, the type of interception device, the general location of the device, and the duration of the authorized intercept.

Prosecuting officials who applied for interception orders are required to submit reports to the AO each January on all orders that were terminated during the previous calendar year. These reports contain information related to the cost of the intercept, the number of days the intercept device was actually in operation, the total number of intercepts, and the number of incriminating intercepts recorded. Results such as arrests, trials, convictions, and the number of motions to suppress evidence related directly to the use of intercepts also are noted.

Neither the judges' reports nor the prosecuting officials' reports contain the names, addresses, or phone numbers of the parties investigated. The AO is **not** authorized to collect this information.

This report tabulates the number of applications for interceptions that were granted or denied, as reported by judges, as well as the number of authorizations for which interception devices were installed, as reported by prosecuting officials. No statistics are available on the number of devices installed for each authorized order.

No report to the AO is required when an order is issued with the consent of one of the principal parties to the communication. Examples of such situations include the use of a wire interception to investigate obscene phone calls; the interception of a communication to which a police officer or police informant is a party; the use of a body microphone; or the use of only a pen register (a mechanical device attached to a telephone line to record on paper tape all numbers dialed from that line).

Regulations

The Director of the AO is empowered to develop and revise the reporting regulations and reporting forms for collecting information on intercepts. Copies of the regulations, the reporting forms, and the federal wiretapping statute may be obtained by writing to the Administrative Office of the United States Courts, Statistics Division, Washington, D.C. 20544.

The Attorney General of the United States, the Deputy Attorney General, the Associate Attorney General, any Assistant Attorney General, any acting Assistant Attorney General, or any specially designated Deputy Assistant Attorney General in the Criminal Division of the Department of Justice may authorize an application to a federal judge for an order authorizing the interception of wire, oral, or electronic communications. On the state level, applications are made by a prosecuting attorney "if such attorney is authorized by a statute of that State to make application to a State court judge of competent jurisdiction. . . ."

Many wiretap orders are related to large-scale criminal investigations that cross county and state boundaries. Consequently, arrests, trials, and convictions resulting from these interceptions often do not occur within the same year as the

installation of the intercept device. Under 18 U.S.C. 2519(2), prosecuting officials must file supplementary reports on additional court or police activity that occurs as a result of intercepts reported in prior years. Appendix Tables A-2 and B-2 describe the additional activity reported by prosecuting officials in their supplementary reports.

Table 1 shows that 45 jurisdictions (the federal government, the District of Columbia, the Virgin Islands, and 42 states) currently have laws that authorize courts to issue orders permitting wire, oral, or electronic surveillance. During 1998, a total of 26 jurisdictions reported using at least one of these three types of surveillance as an investigative tool.

Summary and Analysis of Reports by Judges

Data on applications for wiretaps terminated during calendar year 1998 appear in Appendix Tables A-1 (federal) and B-1 (state). The reporting numbers used in the appendix tables are reference numbers assigned by the AO; these numbers do not correspond to the authorization or application numbers used by the reporting jurisdictions. The

same reference number is used for any supplemental information reported for a communications intercept in future volumes of the *Wiretap Report*.

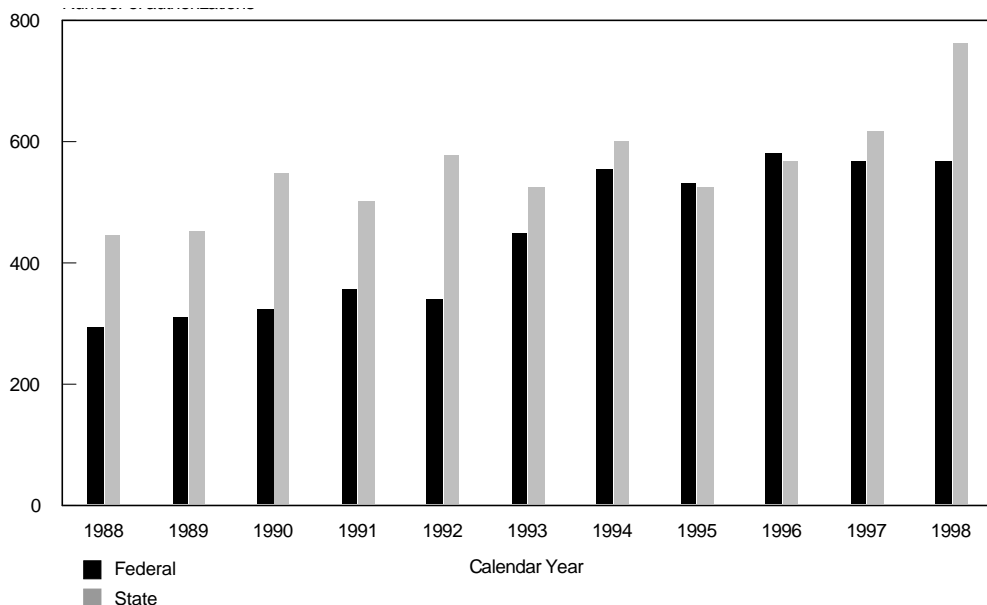
A total of 1,329 applications – an increase of 12 percent – were authorized in 1998, including 566 by federal judges and 763 by state judges. Judges denied two applications. The number of applications approved by federal judges in 1998 remained essentially stable, dropping one half of one percent below the previous year's total, while approvals by state judges increased 24 percent. Wiretap applications in New York (373 applications), New Jersey (84 applications), Pennsylvania (68 applications), California (52 applications), and Florida (44 applications) accounted for 81 percent of all authorizations approved by state judges.

Authorized Lengths of Intercepts

Table 2 presents the number of intercept orders issued in each jurisdiction that provided reports, the number of amended intercept orders issued, the number of extensions granted, the average length of the original authorizations and their extensions, the total number of days the intercepts were actually in operation, and the

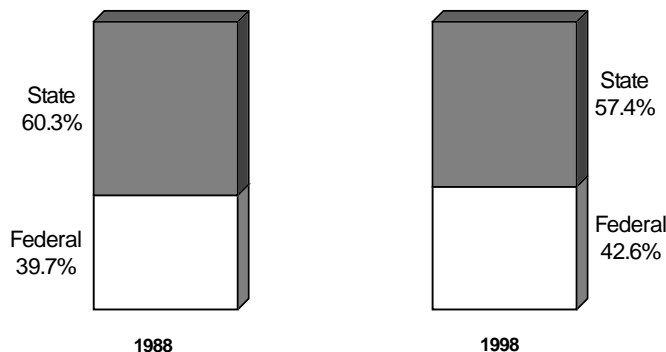
Federal and State Wiretap Authorizations

Number of authorizations



Federal and State Wiretap Authorizations

Percent of Total Authorizations



nature of the location where each interception of communications occurred. Most state laws limit the period of surveillance under an original order to 30 days. This period, however, can be lengthened by one or more extensions if the authorizing judge determines that additional time for surveillance is warranted.

During 1998, the average length of an original authorization was 28 days. A total of 1,164 extensions were requested and authorized in 1998 (an increase of 13 percent). The average length of an extension was 27 days. The longest federal intercept occurred in the Eastern District of New York, where the original 30-day order was extended seven times to complete a 240-day wiretap used in a loansharking investigation. Among state wiretaps terminating during 1998, the longest was a unique wiretap in New York that was in operation for more than five years, nearly three times longer than any wiretap reported since tracking began in 1968. A narcotics investigation by the New York Organized Crime Task Force required the original 30-day order to be extended 146 times and the intercept to last 2,073 days. Because its duration would distort the 1998 summary information, data from this wiretap are excluded from computations of averages reflected in the summary tables in the report, but are reported in Table B-1. The next-longest state wiretap was used in a narcotics investigation in Los Angeles County, California, that required a

30-day order to be extended 19 times and kept the intercept in operation 600 days. In contrast, 59 state intercepts each were in operation for less than a week.

Locations

The most common location for the placement of wiretaps in 1998 was a "single-family dwelling," a type of location that includes houses, rowhouses, townhouses, and duplexes. Table 2 shows that in 1998 a total of 23 percent (309 wiretaps) of all intercept devices were authorized for single-family dwellings; 9 percent (126 wiretaps) were authorized for apartments; and 7 percent (87 wiretaps) were authorized for business establishments such as restaurants and hotels.

Since the enactment of the Electronic Communications Privacy Act of 1986, a specific location need not be cited in a federal application if the application contains a statement explaining why such specification is not practical or shows "a purpose, on the part of that person (under investigation), to thwart interception by changing facilities" (see 18 U.S.C. 2518 (11)). In these cases, prosecutors use "roving" wiretaps to target a specific person rather than a specific telephone or location. The Intelligence Authorization Act of 1999, enacted on October 20, 1998, amended 18 U.S.C. 2518 (11)(b) so that a specific facility need not be cited "if there is probable cause to believe that actions by the person under investigation

could have the effect of thwarting interception from a specified facility.” The amendment also specifies that “the order authorizing or approving the interception is limited to interception only for such time as it is reasonable to presume that the person identified in the application is or was reasonably proximate to the instrument through which such communication will be or was transmitted.”

For the 1998 report, federal authorities reported that they specifically employed “roving” wiretaps for one racketeering investigation in the District of New Jersey. On the state level, 23 roving wiretaps were reported: 1 in Maryland for a murder investigation; 1 in Louisiana and 2 in New Jersey for narcotics operations; 12 in New York for racketeering investigations; and a total of 7 in Illinois (4 for narcotics investigations and 3 for assault investigations).

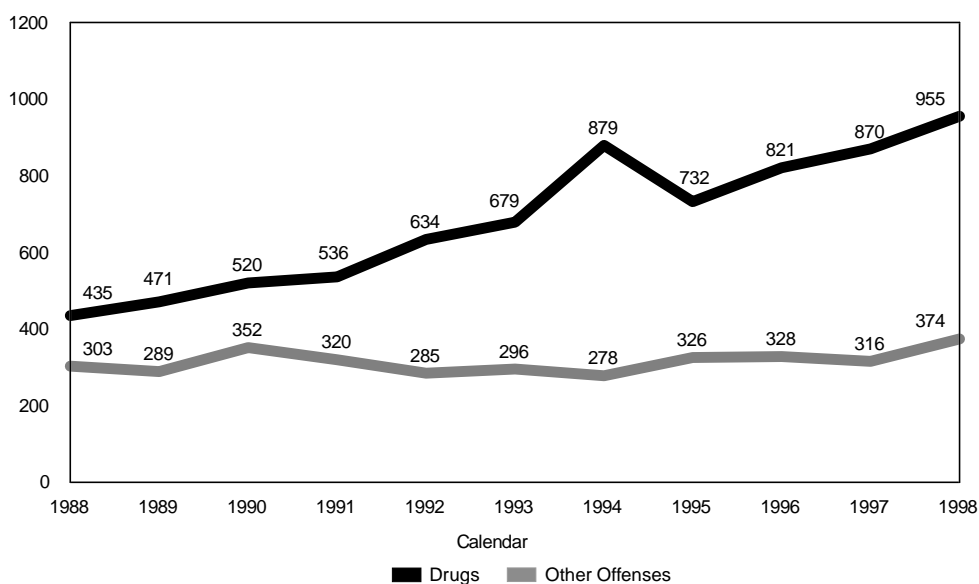
Forty-four percent of intercept applications (584 applications) specified “other” locations. Applications specifying other locations, which include mobile telephones, electronic pagers, and cellular telephones, have increased in recent years

with the proliferation of these types of communication devices. Combinations of locations were cited in 198 federal and state applications (15 percent) in 1998; of this number, 21 were reported to include “roving” in combination with other location information.

Offenses

Violations of narcotics, racketeering, and gambling laws remain the most prevalent types of offenses investigated through communications intercepts. Table 3 indicates that 72 percent of all applications for intercepts (955 cases) authorized in 1998 cited “narcotics” as the most serious offense under investigation. Many applications for court orders indicated several criminal offenses under investigation, but Table 3 includes only the most serious criminal offense named in an application. The use of federal intercepts to conduct drug investigations was most common in the Central District of California (49 applications) and the Southern District of Florida (36 applications). On the state level, the New York City Special Narcotics Bureau conducted the most drug

Drugs as the Major Offense



investigations, obtaining authorizations for 186 drug-related intercepts, which accounted for 37 percent of all drug-related intercepts reported by state jurisdictions in 1998. Nationwide, racketeering (153 orders) and gambling (93 orders) were specified in 12 percent and 7 percent of authorizations, respectively, as the most serious offense under investigation.

Summary and Analysis of Reports by Prosecuting Officials

In accordance with 18 U.S.C. 2519(2), prosecuting officials must submit reports to the AO no later than January 31 of each year for intercepts terminated during the previous calendar year. Appendix Tables A-1 and B-1 contain information from all prosecutors' reports submitted for 1998. Judges submitted 59 reports for which the AO received no corresponding reports from prosecuting officials. For these authorizations, the phrase "No Prosecutor's Report" appears in the appendix tables. Some of the prosecutors' reports may have been received too late to include in this report, and some prosecutors delayed filing reports to avoid jeopardizing ongoing investigations. Information received after the deadline will be included in next year's *Wiretap Report*.

Nature of Intercepts

Of the 1,329 authorizations made in 1998 for communication interceptions, intercept devices were installed pursuant to 1,245 orders. Table 4 presents information on the average number of intercepts per order, the number of persons whose communications were intercepted, the total number of communications intercepted, and the number of incriminating intercepts. Wiretaps varied extensively with respect to the above characteristics. As was the case in calculating the average length of intercepts, a wiretap by the New York Organized Crime Task Force that lasted more than five years was excluded from calculations of these averages to preclude distorting the 1998 summary information; data for this wiretap appear in Table B-1 under the listing for A.O. Number 1 for that jurisdiction.

The average number of interceptions per day reported in 1998 ranged from less than 1 to more

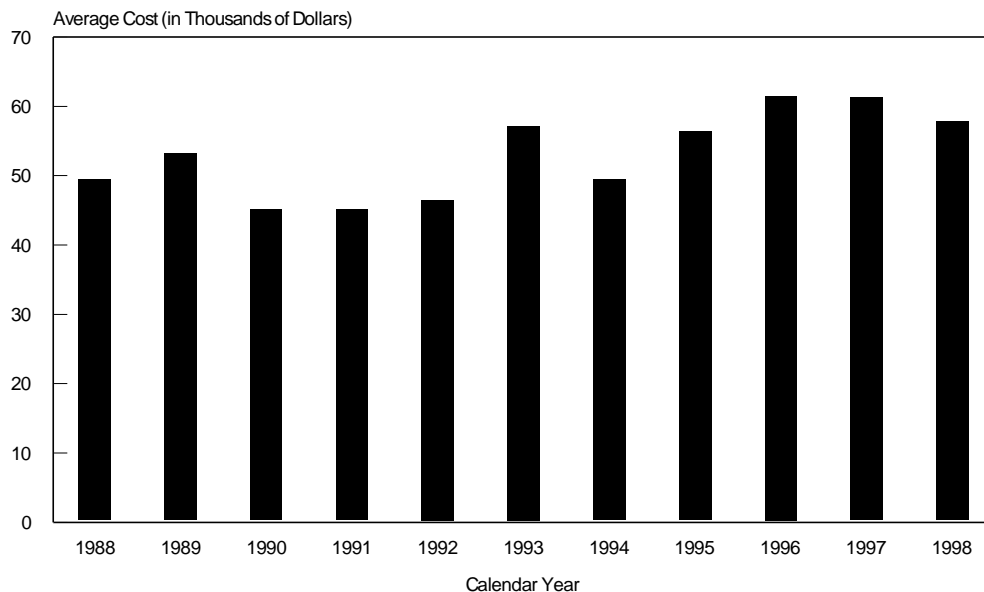
than 800. The most active federal intercept occurred in the Northern District of California, where a 14-day fraud investigation installation at a business involved more than 120 agent work-days and resulted in an average of 818 interceptions per day. For state authorizations, the most active investigation was a 22-day narcotics operation in Maricopa County, Arizona, that produced an average of 329 intercepts per day. Nationwide, in 1998 the average number of persons whose communications were intercepted per order in which intercepts were installed was 190. The average number of communications intercepted was 1,858 per wiretap; an average of 350 intercepts per installed wiretap produced incriminating evidence. The percentage of incriminating intercepts decreased slightly from 20 percent of interceptions in 1997 to 19 percent in 1998.

Table 6 presents the type of surveillance device used for each intercept installed. The most common method of surveillance reported was the electronic wiretap, which includes devices such as digital display pagers, voice pagers, cellular phones, and electronic mail. Electronic wiretaps accounted for 46 percent (576 cases) of intercepts installed in 1998. Telephone wiretaps, which in previous years were the most common type of wiretap, constituted 40 percent (494 cases) of intercept devices installed; microphones were used in 4 percent of intercepts (50 cases). A combination of devices was involved in 10 percent of intercepts (125 cases).

Costs of Intercepts

Table 5 provides a summary of expenses related to intercept orders in 1998. The expenditures noted reflect the cost of installing intercept devices and monitoring communications for the 1,184 authorizations for which reports included cost data. The average cost of intercept devices installed in 1998 was \$57,669, a six percent decrease from 1997. For federal wiretaps for which expenses were reported in 1998, the average cost was \$73,404, an 11 percent decrease from 1997. Despite the overall decline, the average cost of a state wiretap increased 19 percent to \$44,111 in 1998. The unique five-year wiretap in New York was excluded from the calculation of average cost to preclude distorting the 1998 summary information; the cost data from that wiretap can be

Average Cost of Wiretaps



found in Table B-1. For additional information, see Appendix Tables A-1 (federal) and B-1 (state).

Arrests and Convictions

Federal and state prosecutors often note the importance of electronic surveillance in obtaining arrests and convictions. The Western District of North Carolina reported a federal telephone wiretap that led to the arrest of 21 persons and 16 subsequent convictions, and noted, "Without the authorized interception, the investigators would not have learned that the drug trafficking activities of the defendants were related to a multi-state drug trafficking organization which was responsible for the importation and distribution of hundreds of kilograms of cocaine and cocaine base." A federal wiretap in the Southern District of New York led to the conviction of six persons in a money laundering case and resulted in the targeted business's forfeiting \$1 million. In the Northern District of Illinois, a cellular telephone wiretap in use for 19 days resulted in the arrest of three persons and the seizure of \$6.5 million in cash, 1,476 kilos of cocaine, five weapons, and six vehicles. On the state level, the Schnectady

County District Attorney's office in New York reported that a 30-day wiretap approved as part of a gambling investigation resulted in the arrest of eight persons, five of whom were convicted, and noted that the interceptions were instrumental in obtaining convictions: "When the targets heard their own voices on the tapes, the impact (was) obvious." The State Attorney's office in the 17th Judicial Circuit (Broward County), Florida, reported that a 1998 wiretap in use for six days in a racketeering investigation contributed to five arrests and four subsequent convictions. In the 9th Judicial Circuit (Orange/Osceola County), Florida, a cellular telephone wiretap used in a narcotics investigation led to the arrest of ten persons and three convictions; the report noted that the wiretap was essential to obtaining evidence to prosecute the organized criminal activity being investigated.

Table 6 presents the numbers of persons arrested and convicted as a result of interceptions terminated in 1998. As of December 31, 1998, a total of 3,450 persons had been arrested based on electronic surveillance activity, 26 percent (911 persons) of whom were convicted (an increase over the 1997 conviction rate of 18 percent). Although the majority of convictions in 1997

resulted from federal wiretaps, state wiretaps were responsible for the most convictions in 1998 (57 percent). A wiretap in the Northern District of Ohio resulted in the most convictions of any single federal intercept in 1998. This wiretap, used in a narcotics investigation, resulted in the arrest of 59 persons and the conviction of 54 persons. Among state intercepts, the wiretap producing the most convictions took place in Los Angeles County, California, where an intercept conducted as part of a narcotics investigation resulted in the conviction of 64 of the 65 persons arrested; the next-highest number of convictions was reported for an intercept conducted by the New York Organized Crime Task Force, which led to the conviction of 56 of the 68 persons arrested. In Pontotoc County, Mississippi, an intercept used in a narcotics investigation resulted in the conviction of each of the 41 persons arrested. Because criminal cases involving the use of electronic surveillance may still be under active investigation, the results of many of the intercepts concluded in 1998 may not have been reported. Prosecutors will report the costs, arrests, trials, motions to suppress evidence, and convictions related directly to these intercepts in future supplementary reports, which will be noted in Appendix Tables A-2 or B-2 of subsequent volumes of the *Wiretap Report*.

Summary of Reports for Years Ending December 31, 1988 Through 1998

Table 7 provides a historical summary of information on intercepts reported from 1988 to 1998. The table specifies the number of intercept applications requested, denied, authorized, and installed; the number of extensions granted; the average length of original orders and extensions;

the locations of intercepts; the major offenses investigated; average costs; and the average number of persons intercepted, communications intercepted, and incriminating intercepts. From 1988 to 1998, the number of intercept applications authorized increased 80 percent. The majority of wiretaps involved drug-related investigations, ranging from 59 percent of all applications authorized in 1988 to 72 percent in 1998.

Supplementary Reports

Under 18 U.S.C. 2519(2), prosecuting officials must file supplementary reports on additional court or police activity occurring as a result of intercepts reported in prior years. Because many wiretap orders are related to large-scale criminal investigations that cross county and state boundaries, supplementary reports are necessary to fulfill reporting requirements. Arrests, trials, and convictions resulting from these interceptions often do not occur within the same year in which the intercept was first reported. Appendix Tables A-2 and B-2 provide detailed data from all supplementary reports submitted.

During 1998, a total of 2,368 arrests, 2,435 convictions, and additional costs of \$3,850,018 resulted from wiretaps completed in previous years. Table 8 summarizes additional prosecution activity by jurisdiction for intercepts terminated in the years noted. Most of the additional activity reported in 1998 involved wiretaps terminated in 1997. Intercepts concluded in 1997 led to 57 percent of arrests, 50 percent of convictions, and 88 percent of expenditures reported in 1998 for wiretaps terminated in prior years. Table 9 reflects the total number of arrests and convictions resulting from intercepts terminated in calendar years 1988 through 1998.

Table 1
Jurisdictions With Statutes Authorizing the Interception
of Wire, Oral, or Electronic Communications
Effective During the Period January 1 Through December 31, 1998*

Jurisdiction	Statutory Citation**	Reported Use of Wiretap in 1998	Number of Orders Authorized in 1998
Federal	18:2510 - 2520	Yes	566
Alaska	12.37	No	-
Arizona	13-3007 - 13-3018	Yes	6
California	629 - 629.48	Yes	52
Colorado	16-15-102	Yes	1
Connecticut	54-41a - 54-41t	Yes	23
Delaware	11 Del.C.Sect.1336	Yes	1
District of Columbia	23.541 - 23.556	No	-
Florida	934.01 - 934.10	Yes	44
Georgia	16-11-64	Yes	9
Hawaii	803-41 - 803-48	Yes	1
Idaho	18-6701 - 18-6710	No	-
Illinois	38:108B-1	Yes	27
Indiana	35-33.5-3-1	No	-
Iowa	808B.1 - 808B.9	No	-
Kansas	22-2514 - 22-2516	Yes	4
Louisiana	Act No. 121 3B No.233 15:1308(A)(2)	Yes	3
Maryland	10-401 - 10-411	Yes	32
Massachusetts	272:99	No	-
Minnesota	626A.01 - 626A.21	Yes	1
Mississippi	41-29-501	Yes	4
Missouri	33-542.400 - 542.424	No	-
Nebraska	86-701 - 86707	Yes	2
Nevada	179.410 - 179.515, NRS 200.620	Yes	13
New Hampshire	570-A:1 - A:11	Yes	1
New Jersey	2A:156A-1 - 156A-26	Yes	84
New Mexico	30-12-2 - 30-12-11	No	-
New York	CPL Article 700	Yes	373
North Carolina	N.C.G.S. 15A-286	No	-
North Dakota	29-29.2	No	-
Ohio	2933.51 - 2933.66	Yes	2
Oklahoma	13:176.7	Yes	1
Oregon	133.723 - 133.739	Yes	1
Pennsylvania	18:5701	Yes	68
Rhode Island	12-5.1-1 - 12-5.1-16	No	-
South Dakota	23A - 35A	No	-
Tennessee	40-6-301 - 40-6-311	No	-
Texas	18.20	Yes	5
Utah	77-23a-a - 77-23a-11	Yes	5
Virgin Islands	5:4701 - 4707	No	-
Virginia	19.2-61	No	-
Washington	9.73	No	-
West Virginia	62-1D-11	No	-
Wisconsin	968.27 - 968.33	No	-
Wyoming	7-3-601 - 7-3-611	No	-

* Pursuant to provisions of the Omnibus Crime Control and Safe Streets Act of 1968, 18 U.S.C. 2519.

** Includes only those jurisdictions that enacted legislation during or before calendar year 1997.

Table 2
Intercept Orders Issued by Judges During Calendar Year 1998

Reporting Jurisdiction	Number of Intercept Orders					Number of Extensions	Avg. Length (in Days)		Total Number of Days in Operation	Place/Facility Authorized in Original Application						
	Authorized	Amended	No Prosecutor's Report	Never Installed	Installed*		Original Authorization	Extensions		Single-Family Dwelling	Apartment	Multi-Dwelling	Business	Roving	Combination**	Other
TOTAL	1,329	15	59	25	1,245	1,164	28	27	53,411	309	126	1	87	24	198	584
FEDERAL	566	2	-	4	562	471	30	30	26,340	121	35	1	40	1	88	280
ARIZONA																
MARICOPA	4	-	-	-	4	7	30	29	246	-	-	-	-	-	4	-
PIMA	1	-	1	-	-	-	30	-	-	-	-	-	-	-	-	1
YUMA	1	-	-	-	1	1	30	30	57	-	-	-	-	-	1	-
CALIFORNIA																
EL DORADO	1	-	-	-	1	-	30	-	3	1	-	-	-	-	-	-
FRESNO	1	-	-	-	1	3	30	20	80	-	-	-	-	-	-	1
LOS ANGELES	37	-	-	-	37	27	30	29	1,496	3	-	-	-	-	18	16
MONTEREY	1	-	-	-	1	-	7	-	2	1	-	-	-	-	-	-
ORANGE	5	-	-	-	5	1	30	30	151	1	-	-	-	-	4	-
SAN BERNARDINO	3	-	-	-	3	1	30	30	38	-	-	-	-	-	-	3
SAN DIEGO	1	-	1	-	-	-	30	-	-	1	-	-	-	-	-	-
SONOMA	1	-	-	-	1	-	30	-	3	1	-	-	-	-	-	-
STATE ATTORNEY GENERAL	1	-	-	-	1	-	30	-	10	-	-	-	-	-	1	-
VENTURA	1	-	-	-	1	-	30	-	8	-	-	-	-	-	1	-
COLORADO																
ARAPAHOE	1	-	1	-	-	1	30	30	-	-	-	-	-	-	1	-
CONNECTICUT																
HARTFORD	13	-	1	1	11	1	15	15	112	6	4	-	-	-	-	3
LITCHFIELD	3	-	-	-	3	-	15	-	45	1	-	-	-	-	-	2
NEW BRITAIN	2	-	-	-	2	-	15	-	12	2	-	-	-	-	-	-
NEW HAVEN	1	-	-	-	1	-	15	-	8	1	-	-	-	-	-	-
NEW LONDON	4	-	-	-	4	-	15	-	46	1	3	-	-	-	-	-
DELAWARE																
KENT	1	-	-	-	1	-	15	-	4	-	-	-	-	-	1	-
FLORIDA																
2ND JUDICIAL CIRCUIT (LEON)	4	-	-	-	4	2	30	30	132	1	-	-	2	-	-	1
4TH JUDICIAL CIRCUIT (DUVAL)	2	-	-	-	2	-	30	-	45	2	-	-	-	-	-	-
5TH JUDICIAL CIRCUIT (LAKE/MARION)	3	-	-	-	3	1	30	30	73	3	-	-	-	-	-	-
6TH JUDICIAL CIRCUIT (PINELLAS)	1	-	1	-	-	-	30	-	-	1	-	-	-	-	-	-
9TH JUDICIAL CIRCUIT (ORANGE/OSCEOLA)	3	-	-	1	2	-	30	-	35	-	-	-	-	-	-	3
11TH JUDICIAL CIRCUIT (DADE)	6	-	-	-	6	1	30	30	128	2	-	-	-	-	-	4
13TH JUDICIAL CIRCUIT (HILLSBOROUGH)	5	-	-	-	5	4	30	30	225	1	-	-	-	-	4	-
15TH JUDICIAL CIRCUIT (PALM BEACH)	1	-	-	-	1	1	30	10	40	-	-	-	-	-	1	-
17TH JUDICIAL CIRCUIT (BROWARD)	2	-	-	-	2	1	30	30	65	-	-	-	-	-	2	-
18TH JUDICIAL CIRCUIT (BREVARD/SEMINOLE)	15	-	-	-	15	7	28	30	428	4	3	-	-	-	-	8

Table 2
Intercept Orders Issued by Judges During Calendar Year 1998 (Continued)

Reporting Jurisdiction	Number of Intercept Orders					Number of Extensions	Avg. Length (in Days)		Total Number of Days in Operation	Place/Facility Authorized in Original Application						
	Authorized	Amended	No Prosecutor's Report	Never Installed	Installed*		Original Authorization	Extensions		Single-Family Dwelling	Apartment	Multi-Dwelling	Business	Roving	Combination**	Other
FLORIDA (Continued)																
19TH JUDICIAL CIRCUIT																
(SAINT LUCIE)	1	-	1	-	-	1	30	30	-	1	-	-	-	-	-	-
STATE ATTORNEY GENERAL	1	-	-	-	1	-	30	-	4	1	-	-	-	-	-	-
GEORGIA																
CORDELE	5	-	-	-	5	3	20	20	144	1	-	-	1	-	1	2
GWINNETT	4	-	-	-	4	2	20	20	110	-	-	-	-	-	4	-
HAWAII																
HONOLULU	1	-	-	-	1	-	30	-	30	-	-	-	1	-	-	-
ILLINOIS																
FORD	1	-	-	-	1	-	5	-	1	1	-	-	-	-	-	-
JERSEY	11	-	-	-	11	-	10	-	92	11	-	-	-	-	-	-
KENDALL	2	-	-	-	2	-	10	-	2	-	-	-	-	2	-	-
MOULTRIE	7	-	-	3	4	-	10	-	5	7	-	-	-	-	-	-
WASHINGTON	5	-	-	-	5	-	10	-	10	-	-	-	-	5	-	-
WINNEBAGO	1	-	1	-	-	-	30	-	-	-	-	-	-	-	-	1
KANSAS																
JOHNSON	4	-	-	-	4	-	30	-	46	1	-	-	1	-	-	2
LOUISIANA																
ORLEANS	1	-	-	-	1	-	30	-	29	-	-	-	-	-	1	-
ST. TAMMANY	2	-	-	-	2	-	30	-	47	1	-	-	-	1	-	-
MARYLAND																
BALTIMORE	8	-	1	-	7	1	30	30	149	7	-	-	-	-	1	-
BALTIMORE CITY	3	-	-	-	3	1	29	29	117	1	-	-	2	-	-	-
CECIL	3	-	-	-	3	3	30	30	159	2	-	-	-	-	-	1
HARFORD	10	-	-	-	10	-	24	-	179	3	1	-	-	1	3	2
HOWARD	1	-	-	-	1	-	30	-	28	-	-	-	-	-	1	-
SOMERSET	5	-	-	-	5	-	30	-	103	3	-	-	-	-	2	-
STATE ATTORNEY GENERAL	2	-	-	-	2	-	30	-	60	1	1	-	-	-	-	-
MINNESOTA																
ROSEAU	1	-	-	-	1	-	30	-	2	-	1	-	-	-	-	-
MISSISSIPPI																
COPIAH	1	-	-	-	1	-	30	-	23	1	-	-	-	-	-	-
HINDS	1	-	-	-	1	-	30	-	17	1	-	-	-	-	-	-
LEAKE	1	-	-	-	1	-	30	-	28	1	-	-	-	-	-	-
PONTOTOC	1	-	-	-	1	1	30	30	49	1	-	-	-	-	-	-
NEBRASKA																
DOUGLAS	2	-	-	-	2	-	30	-	46	1	-	-	-	-	1	-
NEVADA																
CLARK	11	-	-	1	10	2	30	30	222	8	-	-	1	-	2	-
HUMBOLDT	1	-	-	-	1	-	30	-	26	1	-	-	-	-	-	-
STATE ATTORNEY GENERAL	1	-	-	-	1	-	30	-	9	1	-	-	-	-	-	-
NEW HAMPSHIRE																
STATE ATTORNEY GENERAL	1	-	-	-	1	-	10	-	10	1	-	-	-	-	-	-

Table 2
Intercept Orders Issued by Judges During Calendar Year 1998 (Continued)

Reporting Jurisdiction	Number of Intercept Orders					Number of Extensions	Avg. Length (in Days)		Total Number of Days in Operation	Place/Facility Authorized in Original Application						
	Authorized	Amended	No Prosecutor's Report	Never Installed	Installed*		Original Authorization	Extensions		Single-Family Dwelling	Apartment	Multi-Dwelling	Business	Roving	Combination**	Other
NEW JERSEY																
BERGEN	10	-	3	-	7	6	25	27	284	7	-	-	2	-	-	1
BURLINGTON	4	-	-	-	4	2	25	30	116	1	1	-	2	-	-	-
CAMDEN	6	-	-	-	6	7	30	30	332	-	-	-	-	-	-	6
ESSEX	3	-	1	-	2	-	20	-	32	-	2	-	-	-	1	-
GLOUCESTER	2	-	-	-	2	1	20	10	39	1	1	-	-	-	-	-
HUDSON	9	-	8	-	1	10	20	10	40	1	1	-	1	-	-	6
HUNTERDON	1	-	-	-	1	-	20	-	20	1	-	-	-	-	-	-
MERCER	3	-	3	-	-	3	20	10	-	2	1	-	-	-	-	-
MIDDLESEX	8	-	-	-	8	2	20	10	149	4	-	-	2	2	-	-
OCEAN	1	-	-	-	1	-	20	-	20	1	-	-	-	-	-	-
PASSAIC	4	-	-	-	4	-	28	-	100	1	-	-	1	-	-	2
SOMERSET	2	-	-	-	2	-	20	-	38	-	-	-	-	-	-	2
STATE ATTORNEY GENERAL	16	-	15	-	1	8	30	30	30	7	-	-	2	-	3	4
UNION	15	-	-	-	15	7	20	10	293	2	4	-	1	-	3	5
NEW YORK																
ERIE	3	-	-	-	3	1	30	30	88	-	-	-	-	-	3	-
FRANKLIN	7	-	7	-	-	13	30	25	-	6	-	-	1	-	-	-
HERKIMER	3	-	-	-	3	3	30	30	144	-	-	-	-	-	-	3
KINGS	20	-	2	-	18	16	29	30	658	2	8	-	5	-	-	5
MONROE	12	-	3	-	9	7	30	30	396	5	-	-	-	-	3	4
NASSAU	13	-	-	-	13	16	30	29	644	1	1	-	-	-	8	3
NEW YORK	29	4	2	4	23	42	30	30	1,511	1	1	-	3	12	9	3
NY ORGANIZED CRIME TASK FORCE	21	1	-	-	21	170	30	16	2,974	2	4	-	-	-	8	7
NYC SPECIAL NARCOTICS BUREAU	186	4	1	5	180	165	30	30	7,374	-	18	-	5	-	1	162
ONONDAGA	6	-	1	-	5	8	30	30	279	5	-	-	-	-	1	-
QUEENS	14	2	-	1	13	54	29	29	1,632	2	2	-	-	-	8	2
RENSSELAER	3	-	-	1	2	1	30	30	90	1	1	-	-	-	1	-
ROCKLAND	2	-	-	-	2	5	30	30	84	-	-	-	-	-	2	-
SCHENECTADY	1	-	-	-	1	-	30	-	30	-	-	-	-	-	1	-
SUFFOLK	28	-	-	-	28	15	30	30	842	8	14	-	1	-	-	5
WESTCHESTER	25	1	1	1	23	37	30	30	1,499	2	8	-	5	-	2	8
OHIO																
LORAIN	1	-	-	-	1	-	30	-	19	1	-	-	-	-	-	-
SUMMIT	1	-	-	-	1	-	30	-	30	1	-	-	-	-	-	-
OKLAHOMA																
STATE ATTORNEY GENERAL	1	-	-	-	1	1	30	30	59	-	-	-	-	-	1	-
OREGON																
MULTNOMAH	1	-	-	-	1	-	30	-	15	1	-	-	-	-	-	-
PENNSYLVANIA																
CHESTER	5	-	-	1	4	1	30	30	106	2	-	-	-	-	-	3
DAUPHIN	1	-	1	-	-	-	30	-	-	1	-	-	-	-	-	-
LACKAWANNA	1	-	1	-	-	-	30	-	-	-	-	-	-	-	1	-
LEHIGH	3	-	-	-	3	-	30	-	55	1	1	-	-	-	-	1
MCKEAN	5	-	-	-	5	-	30	-	70	5	-	-	-	-	-	-
MONTGOMERY	7	-	1	-	6	-	30	-	104	3	-	-	2	-	-	2
NORTHUMBERLAND	1	-	-	1	-	-	30	-	-	1	-	-	-	-	-	-
STATE ATTORNEY GENERAL	45	1	1	1	43	13	30	30	1,269	15	5	-	6	-	-	19

Table 2
Intercept Orders Issued by Judges During Calendar Year 1998 (Continued)

Reporting Jurisdiction	Number of Intercept Orders					Number of Extensions	Avg. Length (in Days)		Total Number of Days in Operation	Place/Facility Authorized in Original Application						
	Authorized	Amended	No Prosecutor's Report	Never Installed	Installed*		Original Authorization	Extensions		Single-Family Dwelling	Apartment	Multi-Dwelling	Business	Roving	Combination**	Other
TEXAS																
NACOGDOCHES	3	-	-	-	3	-	30	-	72	1	2	-	-	-	-	-
POTTER	2	-	-	-	2	1	20	10	49	2	-	-	-	-	-	-
UTAH																
SALT LAKE	5	-	-	-	5	5	30	30	246	1	3	-	-	-	-	1

* Based on the actual number of intercept devices installed as reported by the prosecuting official.

** Combination refers to the number of authorized interceptions for which more than one location was reported.

Table 3
Major Offenses for Which Court-Authorized Intercepts Were Granted
Pursuant to 18 U.S.C. 2519
January 1 Through December 31, 1998

Reporting Jurisdiction	Total	Bribery	Gambling	Homicide and Assault	Kidnapping	Larceny and Theft	Loansharking, Usury, and Extortion	Narcotics	Racketeering	Other
TOTAL	1,329	9	93	53	5	19	12	955	153	30
FEDERAL	566	5	3	7	1	8	4	458	58	22
ARIZONA										
MARICOPA	4	-	-	-	-	-	-	4	-	-
PIMA	1	-	-	-	-	-	-	-	-	1
YUMA	1	-	-	1	-	-	-	-	-	-
CALIFORNIA										
EL DORADO	1	-	-	1	-	-	-	-	-	-
FRESNO	1	-	-	1	-	-	-	-	-	-
LOS ANGELES	37	-	-	8	1	-	-	28	-	-
MONTEREY	1	-	-	1	-	-	-	-	-	-
ORANGE	5	-	-	1	-	-	-	4	-	-
SAN BERNARDINO	3	-	-	-	-	-	-	3	-	-
SAN DIEGO	1	-	-	-	-	-	-	1	-	-
SONOMA	1	-	-	1	-	-	-	-	-	-
STATE ATTORNEY GENERAL	1	-	-	-	-	-	-	1	-	-
VENTURA	1	-	-	1	-	-	-	-	-	-
COLORADO										
ARAPAHOE	1	-	-	-	-	-	-	1	-	-
CONNECTICUT										
HARTFORD	13	-	2	-	-	-	-	2	9	-
LITCHFIELD	3	-	-	-	-	-	-	-	3	-
NEW BRITAIN	2	-	2	-	-	-	-	-	-	-
NEW HAVEN	1	-	1	-	-	-	-	-	-	-
NEW LONDON	4	-	-	-	-	-	4	-	-	-
DELAWARE										
KENT	1	-	-	1	-	-	-	-	-	-
FLORIDA										
2ND JUDICIAL CIRCUIT (LEON)	4	-	-	-	-	-	-	-	4	-
4TH JUDICIAL CIRCUIT (DUVAL)	2	-	-	-	-	-	-	-	2	-
5TH JUDICIAL CIRCUIT (LAKE/MARION)	3	-	-	-	-	-	-	3	-	-
6TH JUDICIAL CIRCUIT (PINELLAS)	1	-	-	1	-	-	-	-	-	-
9TH JUDICIAL CIRCUIT (ORANGE/OSCEOLA)	3	-	-	-	-	-	-	3	-	-
11TH JUDICIAL CIRCUIT (DADE)	6	-	-	-	-	-	-	-	6	-
13TH JUDICIAL CIRCUIT (HILLSBOROUGH)	5	-	-	-	1	-	-	4	-	-
15TH JUDICIAL CIRCUIT (PALM BEACH)	1	-	-	-	-	-	-	1	-	-
17TH JUDICIAL CIRCUIT (BROWARD)	2	-	-	-	-	-	-	-	2	-
18TH JUDICIAL CIRCUIT (BREVARD/SEMINOLE)	15	-	-	-	-	-	-	15	-	-

Table 3
Major Offenses for Which Court-Authorized Intercepts Were Granted
Pursuant to 18 U.S.C. 2519
January 1 Through December 31, 1998 (Continued)

Reporting Jurisdiction	Total	Bribery	Gambling	Homicide and Assault	Kidnapping	Larceny and Theft	Loansharking, Usury, and Extortion	Narcotics	Racketeering	Other
FLORIDA (Continued)										
19TH JUDICIAL CIRCUIT (SAINT LUCIE)	1	-	-	-	-	-	-	-	1	-
STATE ATTORNEY GENERAL	1	-	-	1	-	-	-	-	-	-
GEORGIA										
CORDELE	5	-	-	-	-	-	-	5	-	-
GWINNETT	4	-	-	-	-	-	-	4	-	-
HAWAII										
HONOLULU	1	-	1	-	-	-	-	-	-	-
ILLINOIS										
FORD	1	-	-	1	-	-	-	-	-	-
JERSEY	11	-	-	-	-	-	-	11	-	-
KENDALL	2	-	-	-	-	-	-	2	-	-
MOULTRIE	7	-	-	-	-	-	-	7	-	-
WASHINGTON	5	-	-	3	-	-	-	2	-	-
WINNEBAGO	1	-	-	1	-	-	-	-	-	-
KANSAS										
JOHNSON	4	-	-	-	-	-	-	4	-	-
LOUISIANA										
ORLEANS	1	-	-	-	-	-	-	1	-	-
ST. TAMMANY	2	-	-	-	-	-	-	2	-	-
MARYLAND										
BALTIMORE	8	-	-	2	-	-	-	6	-	-
BALTIMORE CITY	3	-	-	-	-	-	-	3	-	-
CECIL	3	-	-	-	-	-	-	3	-	-
HARFORD	10	-	2	4	-	-	-	4	-	-
HOWARD	1	-	-	-	-	-	-	1	-	-
SOMERSET	5	-	-	-	-	-	-	5	-	-
STATE ATTORNEY GENERAL	2	2	-	-	-	-	-	-	-	-
MINNESOTA										
ROSEAU	1	-	-	1	-	-	-	-	-	-
MISSISSIPPI										
COPIAH	1	-	-	-	-	-	-	1	-	-
HINDS	1	-	-	-	-	-	-	1	-	-
LEAKE	1	-	-	-	-	-	-	1	-	-
PONTOTOC	1	-	-	-	-	-	-	1	-	-
NEBRASKA										
DOUGLAS	2	-	-	-	-	-	-	2	-	-
NEVADA										
CLARK	11	-	-	6	1	3	-	1	-	-
HUMBOLDT	1	-	-	-	-	-	-	1	-	-
STATE ATTORNEY GENERAL	1	-	-	1	-	-	-	-	-	-
NEW HAMPSHIRE										
STATE ATTORNEY GENERAL	1	-	1	-	-	-	-	-	-	-

Table 3
Major Offenses for Which Court-Authorized Intercepts Were Granted
Pursuant to 18 U.S.C. 2519
January 1 Through December 31, 1998 (Continued)

Reporting Jurisdiction	Total	Bribery	Gambling	Homicide and Assault	Kidnapping	Larceny and Theft	Loansharking, Usury, and Extortion	Narcotics	Racketeering	Other
NEW JERSEY										
BERGEN	10	-	4	-	-	-	-	1	5	-
BURLINGTON	4	-	-	-	-	-	-	4	-	-
CAMDEN	6	-	-	-	-	-	-	6	-	-
ESSEX	3	-	1	-	-	-	-	2	-	-
GLOUCESTER	2	-	-	-	-	-	-	2	-	-
HUDSON	9	-	1	-	-	-	-	8	-	-
HUNTERDON	1	-	-	-	-	-	-	1	-	-
MERCER	3	-	-	-	-	-	-	3	-	-
MIDDLESEX	8	-	2	-	-	-	-	6	-	-
OCEAN	1	-	1	-	-	-	-	-	-	-
PASSAIC	4	-	-	-	-	-	-	1	3	-
SOMERSET	2	-	-	1	-	-	-	1	-	-
STATE ATTORNEY GENERAL	16	-	-	-	-	-	-	-	16	-
UNION	15	-	-	-	-	-	-	15	-	-
NEW YORK										
ERIE	3	-	-	-	-	-	-	3	-	-
FRANKLIN	7	-	-	3	-	-	-	4	-	-
HERKIMER	3	-	-	-	-	-	-	3	-	-
KINGS	20	-	9	-	-	6	-	5	-	-
MONROE	12	-	-	-	-	-	-	12	-	-
NASSAU	13	-	6	-	-	-	-	7	-	-
NEW YORK	29	2	6	-	-	-	-	2	18	1
NY ORGANIZED CRIME TASK FORCE	21	-	10	-	-	-	-	8	1	2
NYC SPECIAL NARCOTICS BUREAU	186	-	-	-	-	-	-	186	-	-
ONONDAGA	6	-	3	-	-	-	-	3	-	-
QUEENS	14	-	2	1	1	2	-	8	-	-
RENSSELAER	3	-	1	1	-	-	-	1	-	-
ROCKLAND	2	-	-	-	-	-	-	2	-	-
SCHENECTADY	1	-	1	-	-	-	-	-	-	-
SUFFOLK	28	-	15	-	-	-	-	10	-	3
WESTCHESTER	25	-	15	-	-	-	4	6	-	-
OHIO										
LORAIN	1	-	-	-	-	-	-	-	1	-
SUMMIT	1	-	-	1	-	-	-	-	-	-
OKLAHOMA										
STATE ATTORNEY GENERAL	1	-	-	1	-	-	-	-	-	-
OREGON										
MULTNOMAH	1	-	-	1	-	-	-	-	-	-
PENNSYLVANIA										
CHESTER	5	-	-	-	-	-	-	5	-	-
DAUPHIN	1	-	-	-	-	-	-	-	-	1
LACKAWANNA	1	-	-	-	-	-	-	1	-	-
LEHIGH	3	-	-	-	-	-	-	3	-	-
MCKEAN	5	-	-	-	-	-	-	-	5	-
MONTGOMERY	7	-	-	-	-	-	-	7	-	-
NORTHUMBERLAND	1	-	-	-	-	-	-	1	-	-
STATE ATTORNEY GENERAL	45	-	4	-	-	-	-	22	19	-

Table 3
Major Offenses for Which Court-Authorized Intercepts Were Granted
Pursuant to 18 U.S.C. 2519
January 1 Through December 31, 1998 (Continued)

Reporting Jurisdiction	Total	Bribery	Gambling	Homicide and Assault	Kidnapping	Larceny and Theft	Loansharking, Usury, and Extortion	Narcotics	Racketeering	Other
TEXAS										
NACOGDOCHES	3	-	-	-	-	-	-	3	-	-
POTTER	2	-	-	-	-	-	-	2	-	-
UTAH										
SALT LAKE	5	-	-	-	-	-	-	5	-	-

Note: This table shows the most serious offense for each court-authorized interception.

Table 4
Summary of Interceptions of Wire, Oral, or Electronic Communications
January 1 Through December 31, 1998*

Reporting Jurisdiction	Number Authorized	Orders for Which Intercepts Installed	Average Number per Order When Installed**		
			Persons Intercepted	Intercepts	Incrimi- nating Intercepts
TOTAL	1,329	1,245	190	1,858	350
FEDERAL	566	562	110	2,293	336
ARIZONA					
MARICOPA	4	4	80	5,550	1,177
PIMA	1	NP	NP	NP	NP
YUMA	1	1	2	402	NR
CALIFORNIA					
EL DORADO	1	1	14	43	-
FRESNO	1	1	597	296	232
LOS ANGELES	37	37	21	2,977	292
MONTEREY	1	1	116	159	8
ORANGE	5	5	NR	841	161
SAN BERNARDINO	3	3	NR	263	58
SAN DIEGO	1	NP	NP	NP	NP
SONOMA	1	1	2	158	-
STATE ATTORNEY GENERAL	1	1	84	579	8
VENTURA	1	1	37	603	10
COLORADO					
ARAPAHOE	1	NP	NP	NP	NP
CONNECTICUT					
HARTFORD	13	11	86	269	65
LITCHFIELD	3	3	19	183	59
NEW BRITAIN	2	2	27	540	521
NEW HAVEN	1	1	24	363	310
NEW LONDON	4	4	148	464	280
DELAWARE					
KENT	1	1	50	200	-
FLORIDA					
2ND JUDICIAL CIRCUIT (LEON)	4	4	383	3,236	67
4TH JUDICIAL CIRCUIT (DUVAL)	2	2	33	1,401	397
5TH JUDICIAL CIRCUIT (LAKE/MARION)	3	3	48	571	31
6TH JUDICIAL CIRCUIT (PINELLAS)	1	NP	NP	NP	NP
9TH JUDICIAL CIRCUIT (ORANGE/OSCEOLA)	3	2	57	536	72
11TH JUDICIAL CIRCUIT (DADE)	6	6	30	1,060	51
13TH JUDICIAL CIRCUIT (HILLSBOROUGH)	5	5	10	1,971	114
15TH JUDICIAL CIRCUIT (PALM BEACH)	1	1	40	2,521	441
17TH JUDICIAL CIRCUIT (BROWARD)	2	2	57	499	200
18TH JUDICIAL CIRCUIT (BREVARD/SEMINOLE)	15	15	259	1,273	222
19TH JUDICIAL CIRCUIT (SAINT LUCIE)	1	NP	NP	NP	NP
STATE ATTORNEY GENERAL	1	1	8	88	8

Table 4
Summary of Interceptions of Wire, Oral, or Electronic Communications
January 1 Through December 31, 1998 (Continued)*

Reporting Jurisdiction	Number Authorized	Orders for Which Intercepts Installed	Average Number per Order When Installed**		
			Persons Intercepted	Intercepts	Incrimi- nating Intercepts
GEORGIA					
CORDELE	5	5	10	869	25
GWINNETT	4	4	360	1,895	115
HAWAII					
HONOLULU	1	1	28	608	514
ILLINOIS					
FORD	1	1	2	1	1
JERSEY	11	11	1	1	-
KENDALL	2	2	1	1	1
MOULTRIE	7	4	2	2	1
WASHINGTON	5	5	-	1	-
WINNEBAGO	1	NP	NP	NP	NP
KANSAS					
JOHNSON	4	4	21	630	103
LOUISIANA					
ORLEANS	1	1	125	4,146	426
ST. TAMMANY	2	2	163	1,050	69
MARYLAND					
BALTIMORE	8	7	47	534	16
BALTIMORE CITY	3	3	429	2,188	41
CECIL	3	3	28	648	110
HARFORD	10	10	30	655	188
HOWARD	1	1	60	1,515	141
SOMERSET	5	5	2,440	1,307	81
STATE ATTORNEY GENERAL	2	2	228	1,567	29
MINNESOTA					
ROSEAU	1	1	13	53	19
MISSISSIPPI					
COPIAH	1	1	NR	3,181	182
HINDS	1	1	NR	44	19
LEAKE	1	1	NR	1,035	34
PONTOTOC	1	1	NR	197	88
NEBRASKA					
DOUGLAS	2	2	23	3,109	305
NEVADA					
CLARK	11	10	619	1,563	44
HUMBOLDT	1	1	147	1,501	249
STATE ATTORNEY GENERAL	1	1	208	1,280	-
NEW HAMPSHIRE					
STATE ATTORNEY GENERAL	1	1	95	492	149
NEW JERSEY					
BERGEN	10	7	1,339	1,181	134
BURLINGTON	4	4	41	916	91
CAMDEN	6	6	38	1,020	128
ESSEX	3	2	1,234	926	481
GLOUCESTER	2	2	126	1,250	182
HUDSON	9	1	NR	87	NR
HUNTERDON	1	1	646	318	80

Table 4
Summary of Interceptions of Wire, Oral, or Electronic Communications
January 1 Through December 31, 1998 (Continued)*

Reporting Jurisdiction	Number Authorized	Orders for Which Intercepts Installed	Average Number per Order When Installed**		
			Persons Intercepted	Intercepts	Incrimi- nating Intercepts
NEW JERSEY (Continued)					
MERCER	3	NP	NP	NP	NP
MIDDLESEX	8	8	24	354	134
OCEAN	1	1	15	623	107
PASSAIC	4	4	22	811	60
SOMERSET	2	2	15	225	60
STATE ATTORNEY GENERAL	16	1	242	93	-
UNION	15	15	11	774	389
NEW YORK					
ERIE	3	3	20	167	100
FRANKLIN	7	NP	NP	NP	NP
HERKIMER	3	3	10	413	130
KINGS	20	18	96	3,129	823
MONROE	12	9	103	2,747	171
NASSAU	13	13	39	2,650	1,289
NEW YORK	29	23	33	735	48
NY ORGANIZED CRIME TASK FORCE ¹	21	21	273	3,628	882
NYC SPECIAL NARCOTICS BUREAU	186	180	791	857	205
ONONDAGA	6	5	37	4,035	469
QUEENS	14	13	181	11,190	3,331
RENSSELAER	3	2	73	867	-
ROCKLAND	2	2	333	5,679	989
SCHENECTADY	1	1	29	4,783	4,700
SUFFOLK	28	28	67	693	273
WESTCHESTER	25	23	22	2,047	1,328
OHIO					
LORAIN	1	1	3,666	1,833	1,641
SUMMIT	1	1	14	934	4
OKLAHOMA					
STATE ATTORNEY GENERAL	1	1	2,508	1,254	10
OREGON					
MULTNOMAH	1	1	15	51	9
PENNSYLVANIA					
CHESTER	5	4	64	317	168
DAUPHIN	1	NP	NP	NP	NP
LACKAWANNA	1	NP	NP	NP	NP
LEHIGH	3	3	50	668	104
MCKEAN	5	5	69	110	28
MONTGOMERY	7	6	29	223	44
NORTHUMBERLAND	1	-	-	-	-
STATE ATTORNEY GENERAL	45	43	64	1,152	298
TEXAS					
NACOGDOCHES	3	3	31	1,421	41
POTTER	2	2	21	1,263	15
UTAH					
SALT LAKE	5	5	NR	1,174	87

* NR = Not reported or could not be determined. NP = No prosecutor's report.

** Excludes those reports in which the number of persons intercepted, the number of intercepts, or the number of incriminating intercepts was not reported or could not be determined.

¹ The calculations of averages for numbers of persons intercepted, intercepts, and incriminating intercepts for the New York Organized Crime Task Force exclude data for the wiretap assigned A.O. Number 1 for that jurisdiction.

Table 5
Average Cost per Order
January 1 Through December 31, 1998*

Reporting Jurisdiction	Authorized Orders for Which Intercepts Installed	Intercept Orders for Which Cost Reported**	Average Cost per Order in \$
TOTAL	1,245	1,184	57,669
FEDERAL	562	548	73,404
ARIZONA			
MARICOPA	4	4	525,970
PIMA	NP	NP	NP
YUMA	1	1	2,000
CALIFORNIA			
EL DORADO	1	1	6,760
FRESNO	1	1	193,165
LOS ANGELES	37	35	40,643
MONTEREY	1	1	5,400
ORANGE	5	5	26,486
SAN BERNARDINO	3	3	34,605
SAN DIEGO	NP	NP	NP
SONOMA	1	1	17,780
STATE ATTORNEY GENERAL	1	1	84,460
VENTURA	1	1	31,600
COLORADO			
ARAPAHOE	NP	NP	NP
CONNECTICUT			
HARTFORD	11	11	22,059
LITCHFIELD	3	3	20,728
NEW BRITAIN	2	2	4,550
NEW HAVEN	1	1	7,995
NEW LONDON	4	4	16,203
DELAWARE			
KENT	1	1	5,050
FLORIDA			
2ND JUDICIAL CIRCUIT (LEON)	4	4	110,500
4TH JUDICIAL CIRCUIT (DUVAL)	2	2	14,035
5TH JUDICIAL CIRCUIT (LAKE/MARION)	3	3	7,993
6TH JUDICIAL CIRCUIT (PINELLAS)	NP	NP	NP
9TH JUDICIAL CIRCUIT (ORANGE/OSCEOLA)	2	2	65,500
11TH JUDICIAL CIRCUIT (DADE)	6	6	47,332
13TH JUDICIAL CIRCUIT (HILLSBOROUGH)	5	5	123,552
15TH JUDICIAL CIRCUIT (PALM BEACH)	1	1	18,000
17TH JUDICIAL CIRCUIT (BROWARD)	2	2	72,063
18TH JUDICIAL CIRCUIT (BREVARD/SEMINOLE)	15	15	10,980

Table 5
Average Cost per Order
January 1 Through December 31, 1998 (Continued)*

Reporting Jurisdiction	Authorized Orders for Which Intercepts Installed	Intercept Orders for Which Cost Reported**	Average Cost per Order in \$
FLORIDA (Continued)			
19TH JUDICIAL CIRCUIT (SAINT LUCIE)	NP	NP	NP
STATE ATTORNEY GENERAL	1	1	4,500
GEORGIA			
CORDELE	5	5	11,800
GWINNETT	4	4	100,130
HAWAII			
HONOLULU	1	1	29,299
ILLINOIS			
FORD	1	NP	NP
JERSEY	11	NP	NP
KENDALL	2	2	1,259
MOULTRIE	4	NP	NP
WASHINGTON	5	5	20
WINNEBAGO	NP	NP	NP
KANSAS			
JOHNSON	4	4	16,499
LOUISIANA			
ORLEANS	1	1	38,400
ST. TAMMANY	2	2	99,530
MARYLAND			
BALTIMORE	7	NP	NP
BALTIMORE CITY	3	3	15,227
CECIL	3	3	27,112
HARFORD	10	10	13,404
HOWARD	1	1	71,340
SOMERSET	5	5	10,460
STATE ATTORNEY GENERAL	2	2	29,242
MINNESOTA			
ROSEAU	1	1	1,520
MISSISSIPPI			
COPIAH	1	1	20,134
HINDS	1	1	14,038
LEAKE	1	1	22,454
PONTOTOC	1	1	38,558
NEBRASKA			
DOUGLAS	2	2	5,586
NEVADA			
CLARK	10	10	16,577
HUMBOLDT	1	1	55,915
STATE ATTORNEY GENERAL	1	1	72,735
NEW HAMPSHIRE			
STATE ATTORNEY GENERAL	1	1	17,000

Table 5
Average Cost per Order
January 1 Through December 31, 1998 (Continued)*

Reporting Jurisdiction	Authorized Orders for Which Intercepts Installed	Intercept Orders for Which Cost Reported**	Average Cost per Order in \$
NEW JERSEY			
BERGEN	7	7	31,783
BURLINGTON	4	4	4,785
CAMDEN	6	6	39,167
ESSEX	2	2	25,909
GLOUCESTER	2	2	13,469
HUDSON	1	1	3,000
HUNTERDON	1	1	39,900
MERCER	NP	NP	NP
MIDDLESEX	8	8	11,064
OCEAN	1	1	19,100
PASSAIC	4	4	30,125
SOMERSET	2	2	24,375
STATE ATTORNEY GENERAL	1	1	11,861
UNION	15	15	29,354
NEW YORK			
ERIE	3	3	10,000
FRANKLIN	NP	NP	NP
HERKIMER	3	3	7,500
KINGS	18	17	136,044
MONROE	9	6	41,915
NASSAU	13	13	160,042
NEW YORK	23	23	59,691
NY ORGANIZED CRIME TASK FORCE	21	20	116,345
NYC SPECIAL NARCOTICS BUREAU	180	165	8,507
ONONDAGA	5	5	25,997
QUEENS	13	13	95,738
RENSSELAER	2	NP	NP
ROCKLAND	2	2	70,151
SCHENECTADY	1	1	97,040
SUFFOLK	28	28	26,633
WESTCHESTER	23	23	38,663
OHIO			
LORAIN	1	1	35,000
SUMMIT	1	1	42,300
OKLAHOMA			
STATE ATTORNEY GENERAL	1	1	111,000
OREGON			
MULTNOMAH	1	1	9,120
PENNSYLVANIA			
CHESTER	4	4	85,929
DAUPHIN	NP	NP	NP
LACKAWANNA	NP	NP	NP
LEHIGH	3	3	74,037
MCKEAN	5	5	12,155
MONTGOMERY	6	6	15,629
STATE ATTORNEY GENERAL	43	43	97,532

Table 5
Average Cost per Order
January 1 Through December 31, 1998 (Continued)*

Reporting Jurisdiction	Authorized Orders for Which Intercepts Installed	Intercept Orders for Which Cost Reported**	Average Cost per Order in \$
TEXAS			
NACOGDOCHES	3	3	25,266
POTTER	2	2	153,939
UTAH			
SALT LAKE	5	5	34,783

* NR = Not reported or no response or not available. NP = No prosecutor's report.

** Includes costs for orders for which intercepts were installed but not used.

Table 6
Types of Surveillance Used, Arrests, and Convictions for Intercepts Installed
January 1 Through December 31, 1998*

Reporting Jurisdiction	Orders for Which Intercepts Installed	Phone Wire	Microphone Eavesdrop	Electronic	Combination**	Number of Persons	
						Arrested	Convicted***
TOTAL	1,245	494	50	576	125	3,450	911
FEDERAL	562	202	23	278	59	1,900	389
ARIZONA							
MARICOPA	4	-	-	-	4	56	5
PIMA	NP	-	-	-	-	-	-
YUMA	1	-	-	-	1	-	-
CALIFORNIA							
EL DORADO	1	1	-	-	-	-	-
FRESNO	1	1	-	-	-	2	2
LOS ANGELES	37	8	-	22	7	148	85
MONTEREY	1	1	-	-	-	2	-
ORANGE	5	1	-	2	2	2	-
SAN BERNARDINO	3	-	-	3	-	2	-
SAN DIEGO	NP	-	-	-	-	-	-
SONOMA	1	1	-	-	-	-	-
STATE ATTORNEY GENERAL	1	-	-	-	1	1	-
VENTURA	1	-	-	-	1	2	-
COLORADO							
ARAPAHOE	NP	-	-	-	-	-	-
CONNECTICUT							
HARTFORD	11	8	-	3	-	14	-
LITCHFIELD	3	1	-	2	-	10	-
NEW BRITAIN	2	2	-	-	-	-	-
NEW HAVEN	1	1	-	-	-	-	-
NEW LONDON	4	4	-	-	-	-	-
DELAWARE							
KENT	1	-	-	-	1	-	-
FLORIDA							
2ND JUDICIAL CIRCUIT (LEON)	4	2	1	1	-	24	-
4TH JUDICIAL CIRCUIT (DUVAL)	2	2	-	-	-	14	-
5TH JUDICIAL CIRCUIT (LAKE/MARION)	3	3	-	-	-	6	3
6TH JUDICIAL CIRCUIT (PINELLAS)	NP	-	-	-	-	-	-
9TH JUDICIAL CIRCUIT (ORANGE/OSCEOLA)	2	-	-	2	-	10	3
11TH JUDICIAL CIRCUIT (DADE)	6	2	-	4	-	-	-
13TH JUDICIAL CIRCUIT (HILLSBOROUGH)	5	-	1	-	4	34	-
15TH JUDICIAL CIRCUIT (PALM BEACH)	1	-	-	1	-	3	-
17TH JUDICIAL CIRCUIT (BROWARD)	2	-	-	-	2	5	4

Table 6
Types of Surveillance Used, Arrests, and Convictions for Intercepts Installed
January 1 Through December 31, 1998 (Continued)*

Reporting Jurisdiction	Orders for Which Intercepts Installed	Phone Wire	Microphone Eavesdrop	Electronic	Combination**	Number of Persons	
						Arrested	Convicted***
FLORIDA (Continued)							
18TH JUDICIAL CIRCUIT (BREVARD/SEMINOLE)	15	7	-	8	-	55	11
19TH JUDICIAL CIRCUIT (SAINT LUCIE)	NP	-	-	-	-	-	-
STATE ATTORNEY GENERAL	1	1	-	-	-	-	-
GEORGIA							
CORDELE	5	3	-	2	-	-	-
GWINNETT	4	-	-	-	4	8	1
HAWAII							
HONOLULU	1	1	-	-	-	-	-
ILLINOIS							
FORD	1	1	-	-	-	3	3
JERSEY	11	-	11	-	-	4	2
KENDALL	2	-	1	1	-	2	2
MOULTRIE	4	1	3	-	-	2	1
WASHINGTON	5	-	5	-	-	1	-
WINNEBAGO	NP	-	-	-	-	-	-
KANSAS							
JOHNSON	4	2	-	2	-	7	1
LOUISIANA							
ORLEANS	1	-	-	-	1	33	-
ST. TAMMANY	2	2	-	-	-	8	-
MARYLAND							
BALTIMORE	7	7	-	-	-	-	-
BALTIMORE CITY	3	3	-	-	-	15	-
CECIL	3	2	-	1	-	-	-
HARFORD	10	5	-	4	1	71	23
HOWARD	1	-	-	-	1	-	-
SOMERSET	5	3	-	-	2	-	-
STATE ATTORNEY GENERAL	2	2	-	-	-	6	4
MINNESOTA							
ROSEAU	1	1	-	-	-	-	-
MISSISSIPPI							
COPIAH	1	1	-	-	-	1	-
HINDS	1	1	-	-	-	-	-
LEAKE	1	1	-	-	-	2	-
PONTOTOC	1	1	-	-	-	41	41
NEBRASKA							
DOUGLAS	2	2	-	-	-	22	8
NEVADA							
CLARK	10	9	-	-	1	8	2
HUMBOLDT	1	1	-	-	-	13	-
STATE ATTORNEY GENERAL	1	1	-	-	-	-	-

Table 6
Types of Surveillance Used, Arrests, and Convictions for Intercepts Installed
January 1 Through December 31, 1998 (Continued)*

Reporting Jurisdiction	Orders for Which Intercepts Installed	Phone Wire	Microphone Eavesdrop	Electronic	Combination**	Number of Persons	
						Arrested	Convicted***
NEW HAMPSHIRE							
STATE ATTORNEY GENERAL	1	1	-	-	-	2	-
NEW JERSEY							
BERGEN	7	6	-	1	-	17	-
BURLINGTON	4	4	-	-	-	24	-
CAMDEN	6	-	-	6	-	11	-
ESSEX	2	1	-	-	1	19	2
GLOUCESTER	2	2	-	-	-	30	-
HUDSON	1	-	-	1	-	-	-
HUNTERDON	1	1	-	-	-	12	3
MERCER	NP	-	-	-	-	-	-
MIDDLESEX	8	8	-	-	-	24	-
OCEAN	1	1	-	-	-	-	-
PASSAIC	4	2	-	2	-	17	-
SOMERSET	2	-	-	2	-	5	-
STATE ATTORNEY GENERAL	1	1	-	-	-	-	-
UNION	15	7	-	5	3	48	34
NEW YORK							
ERIE	3	-	-	-	3	-	-
FRANKLIN	NP	-	-	-	-	-	-
HERKIMER	3	-	-	3	-	6	6
KINGS	18	14	2	2	-	87	25
MONROE	9	4	-	4	1	6	4
NASSAU	13	2	-	3	8	62	5
NEW YORK	23	13	2	8	-	31	-
NY ORGANIZED CRIME TASK FORCE	21	6	-	8	7	103	89
NYC SPECIAL NARCOTICS BUREAU	180	24	-	156	-	87	26
ONONDAGA	5	5	-	-	-	12	4
QUEENS	13	3	-	5	5	145	60
RENSSELAER	2	1	-	-	1	1	-
ROCKLAND	2	-	-	-	2	8	6
SCHENECTADY	1	1	-	-	-	8	5
SUFFOLK	28	23	-	5	-	50	20
WESTCHESTER	23	14	-	8	1	27	7
OHIO							
LORAIN	1	1	-	-	-	13	-
SUMMIT	1	1	-	-	-	1	-
OKLAHOMA							
STATE ATTORNEY GENERAL	1	-	-	-	1	-	-
OREGON							
MULTNOMAH	1	1	-	-	-	2	-
PENNSYLVANIA							
CHESTER	4	2	-	2	-	9	6
DAUPHIN	NP	-	-	-	-	-	-
LACKAWANNA	NP	-	-	-	-	-	-

Table 6
Types of Surveillance Used, Arrests, and Convictions for Intercepts Installed
January 1 Through December 31, 1998 (Continued)*

Reporting Jurisdiction	Orders for Which Intercepts Installed	Phone Wire	Microphone Eavesdrop	Electronic	Combination**	Number of Persons	
						Arrested	Convicted***
PENNSYLVANIA (Continued)							
LEHIGH	3	2	-	1	-	11	3
MCKEAN	5	5	-	-	-	2	-
MONTGOMERY	6	5	-	1	-	11	-
NORTHUMBERLAND	-	-	-	-	-	-	-
STATE ATTORNEY GENERAL	43	26	1	16	-	22	16
TEXAS							
NACOGDOCHES	3	3	-	-	-	-	-
POTTER	2	2	-	-	-	-	-
UTAH							
SALT LAKE	5	4	-	1	-	-	-

* NR = Not reported. NP = No prosecutor's report.

** Combination refers to the number of installed intercepts for which more than one type of surveillance was used.

*** Convictions resulting from interceptions often do not occur within the same year in which an intercept was first reported.
See Tables 8 and 9.

Table 7
Summary Report on Authorized Intercepts Granted Pursuant to
18 U.S.C. 2519
for Calendar Years 1988 - 1998

Summary Item	1988	1989	1990	1991	1992	1993	1994	1995	1996	1997	1998
Intercept applications requested	740	763	872	856	919	976	1,154	1,058	1,150	1,186	1,331
Intercept applications denied	2	-	-	-	-	-	-	-	1	-	2
Intercept applications authorized	738	763	872	856	919	976	1,154	1,058	1,149	1,186	1,329
Federal	293	310	324	356	340	450	554	532	581	569	566
State	445	453	548	500	579	526	600	526	568	617	763
Avg. days of original authorization	27	27	28	28	28	28	29	29	28	28	28
Number of extensions	556	519	581	601	646	825	861	834	887	1,028	1,164
Average length of extensions (days)	28	28	29	29	30	29	29	29	28	28	27
Location of authorized intercepts:											
Single-family dwelling	272	304	341	327	303	267	319	322	281	273	310
Apartment	146	132	145	112	135	139	131	101	150	108	126
Multiple dwelling	6	2	7	-	3	4	1	5	3	1	1
Business	120	133	156	144	119	124	118	101	101	78	88
Business and living quarters and multiple locations	70	75	66	89	70	92	97	115	149	197	222
Not indicated or other	124	117	157	184	289	350	488	414	465	529	584
Major offense specified:											
Arson, explosives, and weapons	3	-	-	-	-	-	-	4	-	3	3
Bribery	32	10	11	16	8	1	6	4	10	13	9
Extortion (includes usury and loan-sharking)	21	18	17	2	7	9	8	18	9	24	12
Gambling	126	111	116	98	66	96	86	95	114	98	93
Homicide and assault	14	20	21	21	35	28	19	30	41	31	53
Larceny and theft	9	8	51	17	16	13	18	12	7	22	19
Narcotics	435	471	520	536	634	679	876	732	821	870	955
Robbery and burglary	-	-	6	2	-	-	6	5	4	5	4
Other or unspecified	18	33	40	50	63	48	47	60	38	27	28
Racketeering	80	89	90	114	90	101	88	98	105	93	153
Intercept applications installed*	678	720	812	802	846	938	1,100	1,024	1,035	1,094	1,245
Federal	266	305	321	349	332	444	549	527	574	563	562
State	392	415	491	453	514	494	551	497	461	531	683
For intercepts installed:											
Total days in operation	26,380	27,766	28,782	30,002	32,430	39,819	44,500	43,179	43,635	48,871	53,411
Avg. number of persons intercepted**	129	178	131	121	117	100	84	140	192	197	190
Average number of intercepted communications**	1,251	1,656	1,487	1,584	1,861	1,801	2,139	2,028	1,969	2,081	1,858
Average number of incriminating intercepted communications**	316	337	321	290	347	364	373	459	422	418	350
Authorizations for which costs reported	652	691	794	775	829	912	1,042	983	1,007	1,029	1,184
Average cost of intercepts for which costs reported	49,284	53,108	45,125	45,033	46,492	57,256	49,478	56,454	61,436	61,176	57,669

* Installed intercepts include only those intercepts for which reports were received from prosecuting officials.

** For 1998, the average excludes those reports in which the number of persons intercepted, the number of intercepts, or the number of incriminating intercepts was not reported or could not be determined.

Table 8
Summary of Supplementary Reports for Intercepts
Terminated in Calendar Years 1989 Through 1997
(Report as of December 31, 1998)

Report Year and Jurisdiction	Total Additional Activity During Calendar Year 1998							
	Number of Reports	Costs in \$	Number of Persons Arrested	Number of Trials	Motions to Suppress Intercepts*			Number of Persons Convicted
					G	D	P	
TOTAL ALL YEARS	704	3,850,018	2,368	321	20	211	138	2,435
TOTAL 1969-1988	-	-	-	-	-	-	-	-
TOTAL 1989	2	-	9	1	-	-	-	10
FEDERAL	1	-	9	1	-	-	-	9
PENNSYLVANIA STATE ATTORNEY GENERAL	1	-	-	-	-	-	-	1
TOTAL 1990	2	-	9	-	1	-	-	9
FEDERAL	2	-	9	-	1	-	-	9
TOTAL 1991	3	-	4	3	-	-	-	8
FEDERAL	1	-	4	2	-	-	-	6
NEW JERSEY STATE ATTORNEY GENERAL	1	-	-	-	-	-	-	1
PENNSYLVANIA STATE ATTORNEY GENERAL	1	-	-	1	-	-	-	1
TOTAL 1992	8	-	35	23	-	15	4	45
FEDERAL	4	-	15	3	-	3	-	9
ARIZONA MARICOPA	2	-	-	1	-	1	-	3
NEW YORK NEW YORK	2	-	20	19	-	11	4	33
TOTAL 1993	16	37,000	70	7	-	6	2	81
FEDERAL	12	-	29	7	-	6	-	51
NEW JERSEY MERCER	3	-	37	-	-	-	2	30
WYOMING STATE ATTORNEY GENERAL	1	37,000	4	-	-	-	-	-
TOTAL 1994	42	-	86	19	-	5	-	163
FEDERAL	34	-	77	17	-	5	-	149
ARIZONA MARICOPA	1	-	1	-	-	-	-	1
NEW YORK NEW YORK	6	-	8	1	-	-	-	12
QUEENS	1	-	-	1	-	-	-	1

Table 8
Summary of Supplementary Reports for Intercepts
Terminated in Calendar Years 1989 Through 1997
(Report as of December 31, 1998) (Continued)

Report Year and Jurisdiction	Total Additional Activity During Calendar Year 1998							
	Number of Reports	Costs in \$	Number of Persons Arrested	Number of Trials	Motions to Suppress Intercepts*			Number of Persons Convicted
					G	D	P	
TOTAL 1995	97	-	410	72	2	45	18	490
FEDERAL	64	-	223	16	-	-	1	270
ARIZONA								
STATE ATTORNEY GENERAL	4	-	119	-	-	3	-	75
MARYLAND								
HOWARD	1	-	-	15	-	-	2	5
NEW JERSEY								
MORRIS	2	-	-	-	-	-	-	7
NEW YORK								
NASSAU	1	-	-	3	-	-	-	3
NY ORGANIZED CRIME TASK FORCE	3	-	48	-	-	4	13	42
QUEENS	2	-	8	-	-	13	-	15
SUFFOLK	8	-	-	-	-	-	-	1
PENNSYLVANIA								
STATE ATTORNEY GENERAL	11	-	6	38	2	20	2	66
UTAH								
SALT LAKE	1	-	6	-	-	5	-	6
TOTAL 1996	146	421,255	401	23	8	34	44	423
FEDERAL	75	-	272	15	5	11	28	285
ARIZONA								
MARICOPA	1	-	-	-	-	-	-	4
STATE ATTORNEY GENERAL	1	-	15	-	-	-	-	9
CALIFORNIA								
LOS ANGELES	1	27,400	8	-	-	-	1	5
FLORIDA								
1ST JUDICIAL CIRCUIT (ESCAMBRIA)	1	4,000	3	-	3	-	-	-
2ND JUDICIAL CIRCUIT (LEON)	1	-	16	-	-	-	-	2
18TH JUDICIAL CIRCUIT (BREVARD/SEMINOLE)	9	-	35	-	-	-	-	13
GEORGIA								
GWINNETT	2	-	-	-	-	-	15	3
IOWA								
STATE ATTORNEY GENERAL	1	-	-	-	-	-	-	9
NEVADA								
CLARK	1	-	1	-	-	-	-	1

Table 8
Summary of Supplementary Reports for Intercepts
Terminated in Calendar Years 1989 Through 1997
(Report as of December 31, 1998) (Continued)

Report Year and Jurisdiction	Total Additional Activity During Calendar Year 1998							
	Number of Reports	Costs in \$	Number of Persons Arrested	Number of Trials	Motions to Suppress Intercepts*			Number of Persons Convicted
					G	D	P	
1996 (Continued)								
NEW JERSEY								
BERGEN	9	366,260	7	-	-	-	-	-
ESSEX	12	-	-	-	-	-	-	8
MERCER	2	-	11	-	-	-	-	10
MIDDLESEX	2	-	-	1	-	-	-	4
STATE ATTORNEY GENERAL	2	23,501	-	-	-	-	-	2
NEWYORK								
NASSAU	1	-	-	1	-	-	-	1
NEW YORK	4	-	1	-	-	-	-	4
NY ORGANIZED CRIME TASK FORCE	1	-	22	5	-	-	-	21
QUEENS	3	-	-	1	-	22	-	23
SUFFOLK	10	-	-	-	-	-	-	10
WESTCHESTER	1	-	1	-	-	1	-	1
PENNSYLVANIA								
CUMBERLAND	1	94	1	-	-	-	-	-
STATE ATTORNEY GENERAL	5	-	8	-	-	-	-	8
TOTAL 1997	388	3,391,763	1,344	173	9	106	70	1,206
FEDERAL	161	-	721	76	-	48	7	650
ARIZONA								
MARICOPA	3	-	4	-	-	-	-	59
STATE ATTORNEY GENERAL	1	256,900	7	-	-	-	-	2
CALIFORNIA								
LOS ANGELES	5	1,119,422	4	-	-	-	-	-
SAN BERNARDINO	22	941,970	30	3	-	-	-	9
COLORADO								
MESA	1	-	-	-	-	-	-	4
CONNECTICUT								
LITCHFIELD	2	-	12	-	-	-	-	9
FLORIDA								
2ND JUDICIAL CIRCUIT (LEON)	4	-	51	-	-	-	-	23
4TH JUDICIAL CIRCUIT (DUVAL)	5	-	7	2	-	-	-	3
11TH JUDICIAL CIRCUIT (DADE)	7	-	92	1	-	1	-	70
15TH JUDICIAL CIRCUIT (PALM BEACH)	2	-	-	-	-	-	-	2
18TH JUDICIAL CIRCUIT (BREVARD/SEMINOLE)	5	-	23	-	-	-	-	11

Table 8
Summary of Supplementary Reports for Intercepts
Terminated in Calendar Years 1989 Through 1997
(Report as of December 31, 1998) (Continued)

Report Year and Jurisdiction	Total Additional Activity During Calendar Year 1998							
	Number of Reports	Costs in \$	Number of Persons Arrested	Number of Trials	Motions to Suppress Intercepts*			Number of Persons Convicted
					G	D	P	
1997 (Continued)								
GEORGIA								
GWINNETT	3	-	-	-	9	-	-	1
MARYLAND								
HARFORD	1	-	-	23	-	4	-	23
NEBRASKA								
LANCASTER	2	1,106	3	1	-	-	-	2
NEVADA								
CLARK	1	-	2	1	-	-	-	2
NEW JERSEY								
CAMDEN	6	182,200	19	-	-	-	-	-
HUDSON	3	68,880	21	-	-	-	-	5
HUNTERDON	1	-	21	-	-	-	-	4
MERCER	2	250,530	33	-	-	-	-	33
MIDDLESEX	4	-	-	-	-	-	-	28
STATE ATTORNEY GENERAL	1	112,508	-	-	-	-	-	-
NEW YORK								
KINGS	5	60,168	20	-	-	-	-	20
NASSAU	6	-	-	48	-	-	-	47
NY ORGANIZED CRIME TASK FORCE	9	-	165	-	-	20	30	52
NYC SPECIAL NARCOTICS BUREAU	90	381,927	19	3	-	2	6	43
ONONDAGA	1	-	-	3	-	4	-	-
QUEENS	5	-	42	-	-	16	27	15
SUFFOLK	16	-	-	-	-	-	-	39
WESTCHESTER	4	13,427	14	-	-	7	-	12
PENNSYLVANIA								
CUMBERLAND	1	160	1	-	-	-	-	-
PHILADELPHIA	3	-	7	-	-	-	-	16
STATE ATTORNEY GENERAL	4	-	12	12	-	3	-	12
WESTMORELAND	1	-	9	-	-	-	-	7
WISCONSIN								
OUTAGAMIE	1	2,565	5	-	-	1	-	3

* Motions: G = granted, D = denied, P = pending.

Table 9
Arrests and Convictions Resulting From Intercepts Installed in
Calendar Years 1988 Through 1998

Year of Intercepts	Year Reported											Total All Years	
	1988	1989	1990	1991	1992	1993	1994	1995	1996	1997	1998	Number	Percent
Number of Intercepts Authorized and Installed	678	720	812	802	846	938	1,100	1,024	1,035	1,094	1,245	-	-
1988													
Arrests	2,486	969	251	106	18	29	-	6	2	-	-	3,867	100.0
Convictions	543	1,192	400	203	66	57	8	6	11	-	-	2,486	64.3
1989													
Arrests	-	2,804	986	289	120	23	8	8	7	-	9	4,254	100.0
Convictions	-	706	823	490	186	111	52	7	1	2	10	2,388	56.1
1990													
Arrests	-	-	2,057	897	213	83	67	26	2	-	9	3,354	100.0
Convictions	-	-	420	550	357	142	111	81	2	62	9	1,734	51.7
1991													
Arrests	-	-	-	2,364	801	270	155	111	30	35	4	3,770	100.0
Convictions	-	-	-	605	827	210	169	148	40	64	8	2,071	54.9
1992													
Arrests	-	-	-	-	2,685	983	326	67	40	22	35	4,158	100.0
Convictions	-	-	-	-	607	895	450	164	50	1	45	2,212	53.2
1993													
Arrests	-	-	-	-	-	2,428	981	390	130	109	70	4,108	100.0
Convictions	-	-	-	-	-	413	912	538	233	179	81	2,356	57.4
1994													
Arrests	-	-	-	-	-	-	2,852	1,165	209	79	86	4,391	100.0
Convictions	-	-	-	-	-	-	772	965	403	191	163	2,514	57.3
1995													
Arrests	-	-	-	-	-	-	-	2,577	1,246	448	410	4,681	100.0
Convictions	-	-	-	-	-	-	-	494	1,112	740	490	2,836	60.6
1996													
Arrests	-	-	-	-	-	-	-	-	2,464	1,069	393	3,934	100.0
Convictions	-	-	-	-	-	-	-	-	502	1,110	418	2,035	51.7
1997													
Arrests	-	-	-	-	-	-	-	-	-	3,086	1,303	4,430	100.0
Convictions	-	-	-	-	-	-	-	-	-	542	1,195	1,748	39.5
1998													
Arrests	-	-	-	-	-	-	-	-	-	-	3,450	3,450	100.0
Convictions	-	-	-	-	-	-	-	-	-	-	911	911	26.4

TABLE A-1
UNITED STATES DISTRICT COURTS

CALENDAR YEAR 1998

REPORT BY JUDGES OF COURT-AUTHORIZED INTERCEPTS OF WIRE, ORAL, OR ELECTRONIC COMMUNICATIONS
PURSUANT TO 18 U.S.C. 2519

A.O. Number	Authorizing Official		Offense Specified	Intercept		Date of Application	Authorized Length		
	Judge	Attorney General ¹		Type ²	Place ³		Original Order (Days)	Number of Extensions	Total Length (Days)
ALABAMA, NORTHERN									
1	CLEMON	BROWN	NARCOTICS	E	O12	06/02/1998	30	1	60
2	BLACKBURN	WARREN	NARCOTICS	E	O8	11/06/1998	30	-	30
ALABAMA, MIDDLE									
3	DEMENT	DIGREGORY	NARCOTICS	E	O8	11/10/1998	30	-	30
ALABAMA, SOUTHERN									
4	VOLLMER	GRIFFIN	NARCOTICS	E	O12	09/24/1998	30	-	30
ALASKA									
5	SINGLETON	BUNDY	NARCOTICS	E	O12	10/01/1998	30	2	90
6	SINGLETON	BUNDY	NARCOTICS	PE	ABO8	11/13/1998	30	-	30
ARIZONA									
7	BILBY	TOWNSEND	BRIBERY	P	S	03/13/1998	30	-	30
8	MARQUEZ	KEENEY	FRAUD	E	O12	07/06/1998	30	-	30
9	MCNAMEE	STEVENS	ESCAPE	E	O12	07/15/1998	30	-	30
10	ZAPATA	LACEY	NARCOTICS	E	O12	08/12/1998	30	1	60
11	STRAND	DIGREGORY	FRAUD	P	S	09/15/1998	30	1	60
12	BROWNING	FARR	NARCOTICS	E	O12	09/29/1998	30	-	30
13	STRAND	WARREN	FRAUD	PE	BO8	10/22/1998	30	-	30
ARKANSAS, EASTERN									
14	WRIGHT	KEENEY	NARCOTICS	PE	SO8	01/21/1998	30	2	90
15	WRIGHT	HARRIS	NARCOTICS	E	O12	07/23/1998	30	2	90
ARKANSAS, WESTERN									
16	HENDREN	WARREN	NARCOTICS	E	O8	06/19/1998	30	1	60
17	HENDREN	WARREN	NARCOTICS	E	O8	08/20/1998	30	-	30
18	HENDREN	KEENEY	NARCOTICS	E	O8	09/22/1998	30	-	30
19	HENDREN	DIGREGORY	NARCOTICS	E	O8	10/08/1998	30	-	30
CALIFORNIA, NORTHERN									
20	PATEL	WARREN	RACKETEERING	PME	BO13	09/19/1997	30	4	150
21**	HENDERSON	KEENEY	NARCOTICS	PE	AO8	10/14/1997	30	1	60
22**	HENDERSON	WARREN	NARCOTICS	E	O8	10/31/1997	30	1	60
23	HENDERSON	WARREN	NARCOTICS	E	O8	11/10/1997	30	2	90

¹ The attorney general or designee authorized the filing of the reported applications under provisions of 18 U.S.C. 2516.

² Type: P=Phone Wire, M=Micro-Eavesdrop, E=Electronic, NR=Not Reported.

³ Place: S=Single-Family Dwelling, A=Apartment, M=Multiple Dwelling, B=Business, R=Roving, O=Other.

Other: 6=Automobile/Van, 7=Briefcase, 8=Cellular/Mobile Phone, 9=Cemetery, 10=Closed Circuit TV, 11=Container, 12=Digital Display Pager, 13=Facsimile, 14=Garage/Parking Lot, 15=Hospital, 16=Hotel Room/Motel Room, 17=Jail, 18=Mobile Home/Trailer, 19=Package/Cargo, 20=Pay Phone, 21=Pen Register, 22=Prison, 23=Social Club, 24=Storage, 25=Telefax, 26=Courthouse, 27=Street, 28=Computer, 29=School.

TABLE A-1
UNITED STATES DISTRICT COURTS

CALENDAR YEAR 1998

REPORT BY PROSECUTORS OF COURT-AUTHORIZED INTERCEPTS OF WIRE, ORAL, OR ELECTRONIC COMMUNICATIONS
PURSUANT TO 18 U.S.C. 2519

A.O. Number	Number of Days in Oper- ation ⁴	Average Inter- cepts per Day	Number of ⁵			Costs		Number of						
			Persons Inter- cepted	Intercepts	Incrim- inating Intercepts	Total Cost in \$	Other Than Manpower in \$	Arrests	Trials	Motions to Suppress Intercepts ⁶			Persons Con- victed	
										G	D	P		
ALABAMA, NORTHERN														
1	46	11	27	500	-	6,688	100	-	-	-	-	-	-	
2	30	45	62	1,337	197	43,707	1,467	-	-	-	-	-	-	
ALABAMA, MIDDLE														
3	16	153	43	2,440	162	41,421	1,500	-	-	-	-	-	-	
ALABAMA, SOUTHERN														
4	8	19	-	153	-	538	-	1	-	-	-	-	-	
ALASKA														
5	90	11	NR	978	NR	5,000	-	-	-	-	-	-	-	
6	30	47	27	1,421	412	85,500	1,800	-	-	-	-	-	-	
ARIZONA														
7	30	39	99	1,178	21	35,357	1,500	-	-	-	-	-	-	
8	17	10	9	162	29	2,900	500	2	-	-	-	-	2	
9	13	1	12	7	5	4,539	35	-	-	-	-	-	-	
10	59	7	187	420	50	7,677	-	-	-	-	-	-	-	
11	59	62	249	3,685	2,077	354,925	77,575	-	-	-	-	-	-	
12	30	2	30	62	41	9,343	931	-	-	-	-	-	-	
13	30	23	79	675	135	RELATED TO NO. 11								
ARKANSAS, EASTERN														
14	90	48	323	4,352	725	49,286	4,500	-	-	-	-	-	-	
15	90	52	1	4,657	120	4,216	-	-	-	-	-	-	-	
ARKANSAS, WESTERN														
16	42	48	20	2,000	300	154,000	90,000	-	-	-	-	-	-	
17	29	45	15	1,300	400	110,080	64,000	-	-	-	-	-	-	
18	29	16	10	466	104	86,480	42,000	-	-	-	-	-	-	
19	14	100	10	1,400	75	61,440	40,000	-	-	-	-	-	-	
CALIFORNIA, NORTHERN														
20	150	81	97	12,152	3,037	104,380	6,500	-	-	-	-	-	-	
21**	60	13	131	766	314	84,480	-	RELATED TO NO. 24						
22**	60	8	128	491	275	97,280	-	RELATED TO NO. 24						
23	85	18	138	1,567	925	RELATED TO NO. 22**		RELATED TO NO. 24						

⁴NI indicates never installed. I indicates installed but never used.

⁵NR indicates not reported or could not be determined.

⁶Motions: G=Granted, D=Denied, P=Pending.

* This wiretap was terminated during 1995 or 1996, but was not reported at that time because it was part of an ongoing investigation.

**This wiretap was terminated during 1997, but was not reported at that time because it was part of an ongoing investigation.

TABLE A-1
UNITED STATES DISTRICT COURTS

CALENDAR YEAR 1998

REPORT BY JUDGES OF COURT-AUTHORIZED INTERCEPTS OF WIRE, ORAL, OR ELECTRONIC COMMUNICATIONS
PURSUANT TO 18 U.S.C. 2519

A.O. Number	Authorizing Official		Offense Specified	Intercept		Date of Application	Authorized Length		
	Judge	Attorney General ¹		Type ²	Place ³		Original Order (Days)	Number of Extensions	Total Length (Days)
CALIFORNIA, NORTHERN (CONTINUED)									
24	HENDERSON	WARREN	NARCOTICS	P	S	01/30/1998	30	-	30
25	SMITH	KEENEY	FRAUD	E	BO28	02/13/1998	30	-	30
26	HENDERSON	WARREN	NARCOTICS	PE	SO8	03/06/1998	30	-	30
27	JENSEN	COLE	NARCOTICS	E	O8,O12	05/07/1998	30	2	90
28	CHESNEY	KEENEY	NARCOTICS	E	O8	06/18/1998	30	-	30
29	BREYER	COLE	NARCOTICS	PM	SB	08/27/1998	30	3	120
30	CHESNEY	WARREN	NARCOTICS	P	B	09/11/1998	30	1	60
31	CHESNEY	KEENEY	NARCOTICS	E	O8	09/29/1998	30	-	30
32	CHESNEY	WARREN	NARCOTICS	E	O8	09/30/1998	30	-	30
CALIFORNIA, EASTERN									
33	WANGER	KEENEY	NARCOTICS	E	O8	06/26/1998	30	2	90
34	WANGER	WARREN	NARCOTICS	P	S	08/21/1998	30	-	30
35	SHUBB	KEENEY	NARCOTICS	E	O8	10/13/1998	30	-	30
36	SHUBB	DIGREGORY	NARCOTICS	P	S	10/27/1998	30	-	30
37	SHUBB	WARREN	NARCOTICS	E	O8	11/16/1998	30	-	30
CALIFORNIA, CENTRAL									
38**	REAL	WARREN	NARCOTICS	P	S	02/04/1997	30	1	60
39**	WILSON	PALAZUELOS	NARCOTICS	P	S	02/25/1997	30	1	60
40**	HUPP	MCLAUGHLIN	NARCOTICS	E	O8	03/03/1997	30	-	30
41**	REAL	LYONS	NARCOTICS	P	A	03/07/1997	30	1	60
42**	KELLER	O'CONNELL	NARCOTICS	P	A	03/24/1997	30	2	90
43**	WILSON	RICHARD	NARCOTICS	PE	SO12	03/26/1997	30	-	30
44**	PFAELZER	WARREN	NARCOTICS	E	O8	04/18/1997	30	2	90
45**	KELLER	KEENEY	NARCOTICS	E	O8	04/22/1997	30	-	30
46**	HUPP	LITT	NARCOTICS	E	O8	05/12/1997	30	-	30
47**	KING	WARREN	NARCOTICS	E	O8	06/26/1997	30	-	30
48**	HUPP	DIGREGORY	NARCOTICS	P	S	07/01/1997	30	1	60
49**	HATTER	DIGREGORY	NARCOTICS	E	O8	07/14/1997	30	1	60
50**	HUPP	MCLAUGHLIN	NARCOTICS	E	O8	07/25/1997	30	-	30

¹ The attorney general or designee authorized the filing of the reported applications under provisions of 18 U.S.C. 2516.

² Type: P=Phone Wire, M=Micro-Eavesdrop, E=Electronic, NR=Not Reported.

³ Place: S=Single-Family Dwelling, A=Apartment, M=Multiple Dwelling, B=Business, R=Roving, O=Other.

Other: 6=Automobile/Van, 7=Briefcase, 8=Cellular/Mobile Phone, 9=Cemetery, 10=Closed Circuit TV, 11=Container, 12=Digital Display Pager, 13=Facsimile, 14=Garage/Parking Lot, 15=Hospital, 16=Hotel Room/Motel Room, 17=Jail, 18=Mobile Home/Trailer, 19=Package/Cargo, 20=Pay Phone, 21=Pen Register, 22=Prison, 23=Social Club, 24=Storage, 25=Telefax, 26=Courthouse, 27=Street, 28=Computer, 29=School.

TABLE A-1
UNITED STATES DISTRICT COURTS

CALENDAR YEAR 1998

REPORT BY PROSECUTORS OF COURT-AUTHORIZED INTERCEPTS OF WIRE, ORAL, OR ELECTRONIC COMMUNICATIONS
PURSUANT TO 18 U.S.C. 2519

A.O. Number	Number of Days in Oper- ation ⁴	Average Inter- cepts per Day	Number of ⁵			Costs		Number of					
			Persons Inter- cepted	Intercepts	Incrim- inating Intercepts	Total Cost in \$	Other Than Manpower in \$	Arrests	Trials	Motions to Suppress Intercepts ⁶			Persons Con- victed
										G	D	P	
CALIFORNIA, NORTHERN (CONTINUED)													
24	30	41	91	1,226	245	122,280	25,000	15	-	-	-	-	-
25	14	818	3	11,453	158	61,564	7,000	-	-	-	-	-	-
26	6	57	39	344	74	RELATED TO NO. 24							
27	88	36	60	3,195	20	376,128	15,000	-	-	-	-	-	-
28	30	-	-	-	-	17,070	1,000	-	-	-	-	-	-
29	113	-	NR	NR	NR	-	-	-	-	-	-	-	-
30	60	91	171	5,469	1,090	643,222	4,000	-	-	-	-	-	-
31	29	12	50	356	62	44,536	1,000	-	-	-	-	-	-
32	30	13	17	399	66	321,611	2,000	-	-	-	-	-	-
CALIFORNIA, EASTERN													
33	72	18	9	1,323	473	226,740	4,178	-	-	-	-	-	-
34	30	20	20	611	287	118,820	1,873	-	-	-	-	-	-
35	30	9	68	256	32	65,122	17,122	-	-	-	-	-	-
36	20	28	87	556	49	43,080	11,400	-	-	-	-	-	-
37	28	36	173	1,021	40	55,980	15,980	-	-	-	-	-	-
CALIFORNIA, CENTRAL													
38**	60	80	200	4,800	800	101,000	5,000	-	-	-	-	-	-
39**	55	127	83	6,977	137	120,560	1,760	RELATED TO NO. 43**					
40**	25	20	15	505	50	54,800	800	RELATED TO NO. 48**					
41**	58	62	50	3,600	1,600	-	-	-	-	-	-	-	-
42**	90	17	30	1,500	450	167,280	6,000	8	-	-	-	-	5
43**	26	188	154	4,889	223	214,903	3,223	8	-	-	-	2	-
44**	70	37	132	2,576	107	52,640	2,240	RELATED TO NO. 48**					
45**	30	20	7	600	250	56,760	3,000	RELATED TO NO. 42**					
46**	6	3	3	18	1	4,512	192	RELATED TO NO. 48**					
47**	NI	-	-	-	-	-	-	-	-	-	-	-	-
48**	34	247	52	8,393	69	74,528	1,088	16	-	-	-	-	-
49**	60	40	30	2,400	1,400	113,520	6,000	3	-	-	-	-	3
50**	12	67	34	806	55	26,304	384	RELATED TO NO. 51**					

⁴NI indicates never installed. I indicates installed but never used.

⁵NR indicates not reported or could not be determined.

⁶Motions: G=Granted, D=Denied, P=Pending.

* This wiretap was terminated during 1995 or 1996, but was not reported at that time because it was part of an ongoing investigation.

**This wiretap was terminated during 1997, but was not reported at that time because it was part of an ongoing investigation.

TABLE A-1
UNITED STATES DISTRICT COURTS

CALENDAR YEAR 1998

REPORT BY JUDGES OF COURT-AUTHORIZED INTERCEPTS OF WIRE, ORAL, OR ELECTRONIC COMMUNICATIONS
PURSUANT TO 18 U.S.C. 2519

A.O. Number	Authorizing Official		Offense Specified	Intercept		Date of Application	Authorized Length		
	Judge	Attorney General ¹		Type ²	Place ³		Original Order (Days)	Number of Extensions	Total Length (Days)
CALIFORNIA, CENTRAL (CONTINUED)									
51**	PREGERSON	VILLEZA	NARCOTICS	E	O8,O12	08/22/1997	30	-	30
52**	HATTER	WARREN	\$LAUNDERING	PE	BO13	09/24/1997	30	2	90
53**	LEW	KENNEY	NARCOTICS	E	O8	09/26/1997	30	2	90
54**	PREGERSON	WARREN	NARCOTICS	E	O8	09/26/1997	30	-	30
55	IDEMAN	KEENEY	NARCOTICS	E	O8	10/30/1997	30	3	120
56	PREGERSON	KEENEY	NARCOTICS	E	O8	10/31/1997	30	2	90
57	TEVRIZIAN	WARREN	NARCOTICS	P	B	11/12/1997	30	2	90
58	DAVIES	WARREN	NARCOTICS	E	O12	12/18/1997	30	1	60
59	PREGERSON	PHILLIPS	NARCOTICS	P	S	01/16/1998	30	-	30
60	STOTLER	KEENEY	NARCOTICS	E	O8,O12	01/16/1998	30	-	30
61	LETTS	WARREN	FRAUD	PE	SAO12	01/20/1998	30	1	60
62	WARDLAW	WARREN	NARCOTICS	E	O8	01/21/1998	30	1	60
63	STOTLER	WARREN	RACKETEERING	P	AO17	01/30/1998	30	5	180
64	PAEZ	KEENEY	\$LAUNDERING	PE	BO8	01/30/1998	30	2	90
65	TEVRIZIAN	WARREN	NARCOTICS	P	B	01/30/1998	30	4	150
66	WARDLAW	WARREN	NARCOTICS	E	O8	02/10/1998	30	-	30
67	COLLINS	WARREN	NARCOTICS	P	S	02/18/1998	30	-	30
68	PAEZ	RICHARD	NARCOTICS	P	B	03/23/1998	30	1	60
69	LETTS	WARREN	NARCOTICS	E	O8	03/23/1998	30	-	30
70	STOTLER	WARREN	MURDER	P	A	03/24/1998	30	-	30
71	PAEZ	WARREN	RACKETEERING	E	O8	03/25/1998	30	4	150
72	LETTS	WARREN	NARCOTICS	P	S	03/27/1998	30	3	120
73	KELLER	WARREN	NARCOTICS	P	B	04/03/1998	30	-	30
74	KELLER	WARREN	NARCOTICS	E	O8	05/08/1998	30	3	120
75	PAEZ	WARREN	RACKETEERING	P	S	05/14/1998	30	1	60
76	REAL	RICHARD	RACKETEERING	PE	SO8,O28	05/18/1998	30	-	30
77	HATTER	WARREN	NARCOTICS	E	O8	05/22/1998	30	-	30
78	LETTS	DIGREGORY	NARCOTICS	P	B	06/01/1998	30	-	30
79	SNYDER	WARREN	NARCOTICS	P	S	06/03/1998	30	-	30
80	PAEZ	WARREN	RACKETEERING	E	O8	06/09/1998	30	1	60

¹ The attorney general or designee authorized the filing of the reported applications under provisions of 18 U.S.C. 2516.

² Type: P=Phone Wire, M=Micro-Eavesdrop, E=Electronic, NR=Not Reported.

³ Place: S=Single-Family Dwelling, A=Apartment, M=Multiple Dwelling, B=Business, R=Roving, O=Other.

Other: 6=Automobile/Van, 7=Briefcase, 8=Cellular/Mobile Phone, 9=Cemetery, 10=Closed Circuit TV, 11=Container, 12=Digital Display Pager, 13=Facsimile, 14=Garage/Parking Lot, 15=Hospital, 16=Hotel Room/Motel Room, 17=Jail, 18=Mobile Home/Trailer, 19=Package/Cargo, 20=Pay Phone, 21=Pen Register, 22=Prison, 23=Social Club, 24=Storage, 25=Telefax, 26=Courthouse, 27=Street, 28=Computer, 29=School.

TABLE A-1
UNITED STATES DISTRICT COURTS

CALENDAR YEAR 1998

REPORT BY PROSECUTORS OF COURT-AUTHORIZED INTERCEPTS OF WIRE, ORAL, OR ELECTRONIC COMMUNICATIONS
PURSUANT TO 18 U.S.C. 2519

A.O. Number	Number of Days in Oper- ation ⁴	Average Inter- cepts per Day	Number of ⁵			Costs		Number of					
			Persons Inter- cepted	Intercepts	Incrim- inating Intercepts	Total Cost in \$	Other Than Manpower in \$	Arrests	Trials	Motions to Suppress Intercepts ⁶			Persons Con- victed
										G	D	P	
CALIFORNIA, CENTRAL (CONTINUED)													
51**	30	69	78	2,078	46	131,520	1,920	3	-	-	-	-	-
52**	90	64	539	5,769	521	102,703	450	-	-	-	-	-	-
53**	70	11	29	802	361	120,000	10,000	-	-	-	-	-	-
54**	29	31	25	900	500	220,448	20,000	1	-	-	-	-	1
55	112	21	117	2,352	336	202,160	14,000	-	-	-	-	-	-
56	90	50	89	4,471	1,067	495,000	9,000	22	-	-	-	-	-
57	56	38	42	2,132	135	31,808	502	1	-	-	-	1	-
58	54	33	159	1,755	NR	-	-	-	-	-	-	-	-
59	30	66	78	1,985	509	RELATED TO NO. 56							
60	30	6	44	181	68	52,635	8,000	7	-	-	-	-	-
61	53	77	283	4,074	365	194,160	5,029	-	-	-	-	-	-
62	55	10	28	564	128	84,440	7,000	-	-	-	-	-	-
63	177	112	450	19,762	701	RELATED TO NO. 85							
64	90	13	122	1,209	144	154,565	9,788	-	-	-	-	-	-
65	129	47	121	6,063	387	52,514	4,334	-	-	-	-	-	-
66	30	34	46	1,032	346	21,700	3,500	-	-	-	-	-	-
67	28	62	10	1,745	27	41,270	896	3	-	-	-	-	-
68	60	319	160	19,136	139	412,000	7,000	80	-	-	-	-	-
69	29	22	30	650	250	110,936	7,000	24	-	-	-	1	20
70	11	10	17	113	3	RELATED TO NO. 85							
71	129	9	338	1,155	324	227,050	8,500	-	-	-	-	-	-
72	96	10	49	971	185	145,668	10,500	-	-	-	-	-	-
73	17	91	6	1,545	56	34,294	544	-	-	-	-	-	-
74	118	29	153	3,469	657	180,144	14,000	-	-	-	-	-	-
75	60	90	1,650	5,377	218	107,568	1,500	-	-	-	-	-	-
76	30	8	40	240	29	134,247	74,335	-	-	-	-	-	-
77	30	27	60	808	151	38,000	14,000	-	-	-	-	-	-
78	16	6	12	100	15	45,776	2,000	1	-	-	-	-	-
79	24	24	135	583	11	32,977	4,046	-	-	-	-	-	-
80	51	37	763	1,899	253	45,855	750	-	-	-	-	-	-

⁴NI indicates never installed. I indicates installed but never used.

⁵NR indicates not reported or could not be determined.

⁶Motions: G=Granted, D=Denied, P=Pending.

* This wiretap was terminated during 1995 or 1996, but was not reported at that time because it was part of an ongoing investigation.

**This wiretap was terminated during 1997, but was not reported at that time because it was part of an ongoing investigation.

TABLE A-1
UNITED STATES DISTRICT COURTS

CALENDAR YEAR 1998

REPORT BY JUDGES OF COURT-AUTHORIZED INTERCEPTS OF WIRE, ORAL, OR ELECTRONIC COMMUNICATIONS
PURSUANT TO 18 U.S.C. 2519

A.O. Number	Authorizing Official		Offense Specified	Intercept		Date of Application	Authorized Length		
	Judge	Attorney General ¹		Type ²	Place ³		Original Order (Days)	Number of Extensions	Total Length (Days)
CALIFORNIA, CENTRAL (CONTINUED)									
81	KELLER	WARREN	NARCOTICS	E	O8,O12	06/16/1998	30	1	60
82	KELLER	WARREN	NARCOTICS	P	S	06/16/1998	30	-	30
83	TAYLOR	WARREN	NARCOTICS	P	A	06/29/1998	30	1	60
84	BAIRD	RICHARD	NARCOTICS	E	O8	07/09/1998	30	-	30
85	STOTLER	KEENEY	RACKETEERING	P	S	07/10/1998	30	1	60
86	KELLER	WARREN	NARCOTICS	E	O8	07/14/1998	30	-	30
87	KING	WARREN	RACKETEERING	E	O8	07/24/1998	30	-	30
88	KING	WARREN	NARCOTICS	P	S	07/27/1998	30	1	60
89	BAIRD	WARREN	NARCOTICS	E	O8	07/29/1998	30	2	90
90	BAIRD	WARREN	NARCOTICS	E	O8	08/06/1998	30	-	30
91	TAYLOR	WARREN	CONSPIRACY	P	A	08/11/1998	30	2	90
92	LEW	WARREN	NARCOTICS	P	S	08/21/1998	30	-	30
93	BAIRD	DIGREGORY	NARCOTICS	E	O8	08/25/1998	30	-	30
94	PREGERSON	DIGREGORY	NARCOTICS	E	O8	08/28/1998	30	-	30
95	PREGERSON	KEENEY	NARCOTICS	P	B	09/01/1998	30	1	60
96	BAIRD	WARREN	NARCOTICS	E	O8,O12	09/11/1998	30	-	30
97	PREGERSON	KEENEY	NARCOTICS	E	O8	10/06/1998	30	-	30
98	STOTLER	DIGREGORY	RACKETEERING	E	O8	10/19/1998	30	-	30
99	MORROW	KEENEY	NARCOTICS	PE	SO8	11/05/1998	30	-	30
CALIFORNIA, SOUTHERN									
100	HUFF	WARREN	SMUGGLING	P	S	02/19/1998	30	-	30
101	HUFF	WARREN	NARCOTICS	P	S	02/20/1998	30	1	60
102	HUFF	WARREN	NARCOTICS	P	S	03/27/1998	30	2	90
103	HUFF	WARREN	SMUGGLING	P	S	03/30/1998	30	-	30
104	HUFF	WARREN	NARCOTICS	P	B	04/17/1998	30	-	30
105	HUFF	WARREN	NARCOTICS	P	A	06/01/1998	30	1	60
106	NIELSON	WARREN	NARCOTICS	P	S	07/07/1998	30	-	30
107	HUFF	WARREN	NARCOTICS	P	A	08/05/1998	30	-	30
108	HUFF	ROBINSON	NARCOTICS	E	O12	09/30/1998	30	-	30

¹ The attorney general or designee authorized the filing of the reported applications under provisions of 18 U.S.C. 2516.

² Type: P=Phone Wire, M=Micro-Eavesdrop, E=Electronic, NR=Not Reported.

³ Place: S=Single-Family Dwelling, A=Apartment, M=Multiple Dwelling, B=Business, R=Roving, O=Other.

Other: 6=Automobile/Van, 7=Briefcase, 8=Cellular/Mobile Phone, 9=Cemetery, 10=Closed Circuit TV, 11=Container, 12=Digital Display Pager, 13=Facsimile, 14=Garage/Parking Lot, 15=Hospital, 16=Hotel Room/Motel Room, 17=Jail, 18=Mobile Home/Trailer, 19=Package/Cargo, 20=Pay Phone, 21=Pen Register, 22=Prison, 23=Social Club, 24=Storage, 25=Telefax, 26=Courthouse, 27=Street, 28=Computer, 29=School.

TABLE A-1
UNITED STATES DISTRICT COURTS

CALENDAR YEAR 1998

REPORT BY PROSECUTORS OF COURT-AUTHORIZED INTERCEPTS OF WIRE, ORAL, OR ELECTRONIC COMMUNICATIONS
PURSUANT TO 18 U.S.C. 2519

A.O. Number	Number of Days in Oper- ation ⁴	Average Inter- cepts per Day	Number of ⁵			Costs		Number of					
			Persons Inter- cepted	Intercepts	Incrim- inating Intercepts	Total Cost in \$	Other Than Manpower in \$	Arrests	Trials	Motions to Suppress Intercepts ⁶			Persons Con- victed
										G	D	P	
CALIFORNIA, CENTRAL (CONTINUED)													
81	39	29	15	1,112	263	40,440	3,000	-	-	-	-	-	-
82	22	5	20	107	9	24,028	1,500	-	-	-	-	-	-
83	59	76	117	4,466	2,544	44,326	1,640	-	-	-	-	-	-
84	30	31	28	940	52	38,000	14,000	-	-	-	-	-	-
85	60	93	28	5,596	170	288,137	3,000	7	-	-	-	-	-
86	30	40	26	1,187	500	60,600	3,000	RELATED TO NO. 96					
87	22	14	146	313	45	19,993	500	-	-	-	-	-	-
88	60	18	95	1,102	26	66,279	262	-	-	-	-	-	-
89	63	33	21	2,107	687	64,480	3,000	RELATED TO NO. 96					
90	8	3	-	20	-	10,680	3,000	-	-	-	-	-	-
91	79	68	139	5,349	1,774	59,150	1,950	10	-	-	-	-	-
92	30	57	325	1,705	217	50,000	5,000	-	-	-	-	-	-
93	26	44	21	1,136	400	58,680	3,000	1	-	-	-	-	-
94	23	14	16	328	63	35,884	3,500	-	-	-	-	-	-
95	60	116	23	6,960	864	76,160	2,400	25	-	-	-	-	-
96	18	37	15	673	300	20,280	3,000	3	-	-	-	-	-
97	30	44	6	1,313	404	47,680	1,200	-	-	-	-	-	-
98	15	6	13	90	4	11,713	1,000	-	-	-	-	-	-
99	23	15	15	345	205	77,944	10,264	-	-	-	-	-	-
CALIFORNIA, SOUTHERN													
100	30	82	32	2,470	750	88,003	1,000	-	-	-	-	-	-
101	56	50	80	2,783	46	83,180	29,984	-	-	-	-	-	-
102	85	18	237	1,495	114	88,100	1,392	3	-	-	-	-	-
103	30	176	303	5,288	2,121	46,272	1,000	-	-	-	-	-	-
104	30	15	2	460	25	37,516	10,156	-	-	-	-	-	-
105	60	85	100	5,100	1,000	234,000	10,000	33	-	-	-	-	-
106	14	16	113	220	61	18,621	1,000	-	-	-	-	-	-
107	30	28	20	840	100	55,000	5,000	-	-	-	-	-	-
108	16	2	5	38	23	750	-	3	-	-	-	-	-

⁴NI indicates never installed. I indicates installed but never used.

⁵NR indicates not reported or could not be determined.

⁶Motions: G=Granted, D=Denied, P=Pending.

* This wiretap was terminated during 1995 or 1996, but was not reported at that time because it was part of an ongoing investigation.

**This wiretap was terminated during 1997, but was not reported at that time because it was part of an ongoing investigation.

TABLE A-1
UNITED STATES DISTRICT COURTS

CALENDAR YEAR 1998

REPORT BY JUDGES OF COURT-AUTHORIZED INTERCEPTS OF WIRE, ORAL, OR ELECTRONIC COMMUNICATIONS
PURSUANT TO 18 U.S.C. 2519

A.O. Number	Authorizing Official		Offense Specified	Intercept		Date of Application	Authorized Length		
	Judge	Attorney General ¹		Type ²	Place ³		Original Order (Days)	Number of Extensions	Total Length (Days)
COLORADO									
109	DANIEL	GAOUCETTE	NARCOTICS	E	O12	12/23/1997	30	-	30
110	MILLER	MYDANS	NARCOTICS	E	O12	01/16/1998	30	-	30
111	MILLER	DIGREGORY	NARCOTICS	P	SB	03/25/1998	30	1	60
112	KANE	WARREN	NARCOTICS	PE	SO12	05/20/1998	30	-	30
113	MATSCH	KEENEY	NARCOTICS	P	S	05/21/1998	30	-	30
114	KANE	WARREN	NARCOTICS	PE	SO12	07/01/1998	30	1	60
115	WEINSHIENK	KEENEY	NARCOTICS	PE	SO12	08/06/1998	30	1	60
116	WEINSHIENK	MYDANS	NARCOTICS	E	O12	08/18/1998	30	-	30
117	KANE	MYDANS	NARCOTICS	E	O12	09/11/1998	30	1	60
118	KANE	CAMPBELL	NARCOTICS	E	O12	10/07/1998	30	-	30
119	KANE	DIGREGORY	NARCOTICS	P	S	10/27/1998	30	-	30
CONNECTICUT									
120	BURNS	HALL	NARCOTICS	E	O12	01/26/1998	30	2	90
121	BURNS	WARREN	NARCOTICS	P	S	06/02/1998	30	-	30
122	DORSEY	WARREN	NARCOTICS	PE	SO8,O12	07/30/1998	30	-	30
DISTRICT OF COLUMBIA									
123	SULLIVAN	STEWART	NARCOTICS	E	O12	12/15/1997	30	2	90
124	SULLIVAN	WARREN	NARCOTICS	E	O8	02/20/1998	30	-	30
125	JACKSON	WARREN	NARCOTICS	PE	SO8	03/18/1998	30	1	60
126	JACKSON	WARREN	NARCOTICS	PE	SO8	04/15/1998	30	2	90
127	JACKSON	WARREN	NARCOTICS	E	O8	05/22/1998	30	1	60
128	SPORKIN	VOLKOV	NARCOTICS	E	O12	05/26/1998	30	-	30
129	ROBINSON	KEENEY	NARCOTICS	E	O8	06/04/1998	30	-	30
130	JACKSON	DIGREGORY	NARCOTICS	P	A	06/12/1998	30	-	30
131	LAMBERTH	WARREN	NARCOTICS	P	SA	08/03/1998	30	-	30
132	FRIEDMAN	KEENEY	RACKETEERING	PE	SO12	08/19/1998	30	1	60
133	URBINA	DIGREGORY	RACKETEERING	P	B	09/16/1998	30	-	30
FLORIDA, MIDDLE									
134	CONWAY	WARREN	NARCOTICS	E	O8	09/10/1998	30	-	30
135	FAWSETT	DIGREGORY	NARCOTICS	E	O8	10/09/1998	30	1	60

¹ The attorney general or designee authorized the filing of the reported applications under provisions of 18 U.S.C. 2516.

² Type: P=Phone Wire, M=Micro-Eavesdrop, E=Electronic, NR=Not Reported.

³ Place: S=Single-Family Dwelling, A=Apartment, M=Multiple Dwelling, B=Business, R=Roving, O=Other.

Other: 6=Automobile/Van, 7=Briefcase, 8=Cellular/Mobile Phone, 9=Cemetery, 10=Closed Circuit TV, 11=Container, 12=Digital Display Pager, 13=Facsimile, 14=Garage/Parking Lot, 15=Hospital, 16=Hotel Room/Motel Room, 17=Jail, 18=Mobile Home/Trailer, 19=Package/Cargo, 20=Pay Phone, 21=Pen Register, 22=Prison, 23=Social Club, 24=Storage, 25=Telefax, 26=Courthouse, 27=Street, 28=Computer, 29=School.

TABLE A-1
UNITED STATES DISTRICT COURTS

CALENDAR YEAR 1998

REPORT BY PROSECUTORS OF COURT-AUTHORIZED INTERCEPTS OF WIRE, ORAL, OR ELECTRONIC COMMUNICATIONS
PURSUANT TO 18 U.S.C. 2519

A.O. Number	Number of Days in Oper-ation ⁴	Average Inter-cepts per Day	Number of ⁵			Costs		Number of					
			Persons Inter-cepted	Intercepts	Incrim-inating Intercepts	Total Cost in \$	Other Than Manpower in \$	Arrests	Trials	Motions to Suppress Intercepts ⁶			Persons Con- victed
										G	D	P	
COLORADO													
109	17	5	20	85	61	698	-	-	-	-	-	-	-
110	30	5	1	144	18	1,565	30	-	-	-	-	-	-
111	41	148	123	6,073	76	25,117	425	-	-	-	-	-	-
112	30	115	58	3,449	400	66,949	19,000	-	-	-	-	-	-
113	30	76	1,590	2,267	284	46,520	2,250	-	-	-	-	-	-
114	51	61	28	3,108	200	77,059	2,200	-	-	-	-	-	-
115	60	75	146	4,508	424	79,676	3,000	-	-	-	-	-	-
116	30	14	79	409	45	625	40	11	-	-	-	-	-
117	60	16	124	939	93	1,210	40	-	-	-	-	-	-
118	30	8	61	249	109	438	50	-	-	-	-	-	-
119	30	7	14	205	51	42,366	800	-	-	-	-	-	-
CONNECTICUT													
120	86	22	310	1,915	1,797	8,047	3,600	2	-	-	-	-	-
121	30	37	15	1,104	497	61,423	1,800	4	-	-	-	-	-
122	14	33	12	459	69	47,327	1,853	4	-	-	-	-	-
DISTRICT OF COLUMBIA													
123	85	45	1	3,815	3,815	35,045	350	-	-	-	-	-	-
124	16	133	147	2,134	57	RELATED TO NO. 123							
125	56	89	189	4,966	199	58,135	1,180	-	-	-	-	-	-
126	77	26	257	2,024	450	249,850	280	-	-	-	-	-	-
127	40	16	82	654	88	141,032	580	-	-	-	-	-	-
128	30	56	2	1,675	NR	1,459	-	-	-	-	-	-	-
129	29	17	57	490	124	21,194	480	-	-	-	-	-	-
130	29	17	40	506	69	84,030	180	-	-	-	-	-	-
131	10	42	68	422	-	32,420	1,340	-	-	-	-	-	-
132	60	27	50	1,647	60	51,795	50	-	-	-	-	-	-
133	30	28	768	826	10	30,485	60	-	-	-	-	-	-
FLORIDA, MIDDLE													
134	14	112	214	1,574	404	200,565	24,949	RELATED TO NO. 135					
135	35	89	358	3,101	1,129	154,673	58,417	14	-	-	-	-	-

⁴NI indicates never installed. I indicates installed but never used.

⁵NR indicates not reported or could not be determined.

⁶Motions: G=Granted, D=Denied, P=Pending.

* This wiretap was terminated during 1995 or 1996, but was not reported at that time because it was part of an ongoing investigation.

**This wiretap was terminated during 1997, but was not reported at that time because it was part of an ongoing investigation.

TABLE A-1
UNITED STATES DISTRICT COURTS

CALENDAR YEAR 1998

REPORT BY JUDGES OF COURT-AUTHORIZED INTERCEPTS OF WIRE, ORAL, OR ELECTRONIC COMMUNICATIONS
PURSUANT TO 18 U.S.C. 2519

A.O. Number	Authorizing Official		Offense Specified	Intercept		Date of Application	Authorized Length		
	Judge	Attorney General ¹		Type ²	Place ³		Original Order (Days)	Number of Extensions	Total Length (Days)
FLORIDA, MIDDLE (CONTINUED)									
136	CONWAY	WILSON	NARCOTICS	E	O12	10/23/1998	30	-	30
137	FAWSETT	WARREN	NARCOTICS	E	O8	10/23/1998	30	-	30
138	SHARP	WARREN	NARCOTICS	E	O8	10/29/1998	30	-	30
FLORIDA, SOUTHERN									
139**	UNGARO-BENAGES	WARREN	NARCOTICS	E	O8	04/18/1997	30	-	30
140**	FERGUSON	DITTOE	NARCOTICS	P	S	08/14/1997	30	3	120
141**	LENARD	KENNEY	NARCOTICS	E	O8	10/08/1997	30	-	30
142**	FERGUSON	DITTOE	NARCOTICS	P	S	11/20/1997	30	-	30
143	MIDDLEBROOKS	KEENEY	NARCOTICS	E	O8	11/21/1997	30	2	90
144	MIDDLEBROOKS	WARREN	NARCOTICS	PE	AO8	12/10/1997	30	1	60
145	NESBITT	WARREN	NARCOTICS	E	O8	02/06/1998	30	1	60
146	GOLD	WARREN	NARCOTICS	E	O8	02/06/1998	30	1	60
147	NESBITT	WARREN	NARCOTICS	E	O8	02/13/1998	30	1	60
148	NESBITT	WARREN	NARCOTICS	E	O8	02/17/1998	30	-	30
149	NESBITT	WARREN	NARCOTICS	E	O8	02/23/1998	30	1	60
150	HIGHSMITH	WARREN	NARCOTICS	E	O8	03/06/1998	30	1	60
151	HIGHSMITH	WARREN	NARCOTICS	P	S	03/30/1998	30	1	60
152	HIGHSMITH	WARREN	NARCOTICS	E	O8	04/03/1998	30	-	30
153	GRAHAM	WHITE	NARCOTICS	E	O8	04/07/1998	30	-	30
154	NESBITT	DIGREGORY	NARCOTICS	E	O8	04/09/1998	30	-	30
155	PAINE	WARREN	NARCOTICS	E	O8	04/24/1998	30	1	60
156	HIGHSMITH	RICHARD	NARCOTICS	P	S	05/07/1998	30	-	30
157	HIGHSMITH	RICHARD	NARCOTICS	E	O8	05/15/1998	30	-	30
158	UNGARO-BENAGES	WARREN	NARCOTICS	E	O8,O12	05/15/1998	30	2	90
159	HIGHSMITH	WARREN	NARCOTICS	E	O8	05/20/1998	30	1	60
160	UNGARO-BENAGES	KEENEY	NARCOTICS	PE	SO8	05/26/1998	30	1	60
161	UNGARO-BENAGES	RICHARD	NARCOTICS	E	O8	05/29/1998	30	-	30
162	MOORE	KEENEY	OBSTRUCTION	PE	SO8	06/03/1998	30	1	60
163	MOORE	WARREN	NARCOTICS	E	O8	06/10/1998	30	-	30
164	RYSKAMP	WARREN	NARCOTICS	E	O8	06/17/1998	30	-	30

¹ The attorney general or designee authorized the filing of the reported applications under provisions of 18 U.S.C. 2516.

² Type: P=Phone Wire, M=Micro-Eavesdrop, E=Electronic, NR=Not Reported.

³ Place: S=Single-Family Dwelling, A=Apartment, M=Multiple Dwelling, B=Business, R=Roving, O=Other.

Other: 6=Automobile/Van, 7=Briefcase, 8=Cellular/Mobile Phone, 9=Cemetery, 10=Closed Circuit TV, 11=Container, 12=Digital Display Pager, 13=Facsimile, 14=Garage/Parking Lot, 15=Hospital, 16=Hotel Room/Motel Room, 17=Jail, 18=Mobile Home/Trailer, 19=Package/Cargo, 20=Pay Phone, 21=Pen Register, 22=Prison, 23=Social Club, 24=Storage, 25=Telefax, 26=Courthouse, 27=Street, 28=Computer, 29=School.

TABLE A-1
UNITED STATES DISTRICT COURTS

CALENDAR YEAR 1998

REPORT BY PROSECUTORS OF COURT-AUTHORIZED INTERCEPTS OF WIRE, ORAL, OR ELECTRONIC COMMUNICATIONS
PURSUANT TO 18 U.S.C. 2519

A.O. Number	Number of Days in Oper- ation ⁴	Average Inter- cepts per Day	Number of ⁵			Costs		Number of						
			Persons Inter- cepted	Intercepts	Incrim- inating Intercepts	Total Cost in \$	Other Than Manpower in \$	Arrests	Trials	Motions to Suppress Intercepts ⁶			Persons Con- victed	
										G	D	P		
FLORIDA, MIDDLE (CONTINUED)														
136	21	5	-	109	45	RELATED TO NO. 135								
137	21	2	12	40	2	RELATED TO NO. 135								
138	15	79	165	1,180	427	RELATED TO NO. 135								
FLORIDA, SOUTHERN														
139**	26	10	88	247	105	53,760	-	1	-	-	-	-	1	
140**	110	136	500	15,000	200	223,440	-	26	-	-	-	1	7	
141**	22	64	15	1,410	1,021	102,000	2,000	1	-	-	-	-	1	
142**	29	-	-	-	-	RELATED TO NO. 140**								
143	80	33	83	2,639	404	33,609	744	14	1	-	-	-	14	
144	59	41	72	2,399	81	30,537	500	RELATED TO NO. 143						
145	60	85	46	5,079	761	81,366	2,000	-	-	-	-	-	-	
146	23	53	84	1,222	114	43,371	-	-	-	-	-	-	-	
147	60	4	20	212	26	40,143	-	-	-	-	-	-	-	
148	30	22	8	668	162	37,864	1,000	RELATED TO NO. 154						
149	58	7	14	416	200	50,112	-	-	-	-	-	-	-	
150	55	22	35	1,187	650	114,176	-	-	-	-	-	-	-	
151	57	43	299	2,445	244	32,363	1,458	8	-	-	-	-	-	
152	28	21	30	597	270	RELATED TO NO. 150								
153	20	1	12	25	13	8,134	2,500	4	-	-	-	1	-	
154	17	12	12	205	70	35,816	1,000	4	-	-	-	-	4	
155	58	51	101	2,978	567	118,378	490	-	-	-	-	-	-	
156	20	245	40	4,898	2,690	56,064	-	-	-	-	-	-	-	
157	12	44	79	533	155	5,989	-	8	-	-	-	-	-	
158	90	14	8	1,217	645	28,582	2,250	-	-	-	-	-	-	
159	47	51	30	2,419	1,570	80,832	-	-	-	-	-	-	-	
160	58	276	63	16,000	600	287,639	-	10	-	-	-	1	-	
161	23	63	36	1,452	82	27,748	950	1	-	-	-	-	-	
162	55	33	50	1,800	70	67,831	20,000	3	-	-	-	-	-	
163	17	42	18	710	324	58,515	1,137	-	-	-	-	-	-	
164	5	23	10	114	1	10,045	445	-	-	-	-	-	-	

⁴NI indicates never installed. I indicates installed but never used.

⁵NR indicates not reported or could not be determined.

⁶Motions: G=Granted, D=Denied, P=Pending.

* This wiretap was terminated during 1995 or 1996, but was not reported at that time because it was part of an ongoing investigation.

**This wiretap was terminated during 1997, but was not reported at that time because it was part of an ongoing investigation.

TABLE A-1
UNITED STATES DISTRICT COURTS

CALENDAR YEAR 1998

REPORT BY JUDGES OF COURT-AUTHORIZED INTERCEPTS OF WIRE, ORAL, OR ELECTRONIC COMMUNICATIONS
PURSUANT TO 18 U.S.C. 2519

A.O. Number	Authorizing Official		Offense Specified	Intercept		Date of Application	Authorized Length		
	Judge	Attorney General ¹		Type ²	Place ³		Original Order (Days)	Num-ber of Exten-sions	Total Length (Days)
FLORIDA, SOUTHERN (CONTINUED)									
165	UNGARO-BENAGES	WARREN	NARCOTICS	E	O13	06/24/1998	30	1	60
166	LENARD	WARREN	NARCOTICS	E	O8	07/16/1998	30	1	60
167	MIDDLEBROOKS	KEENEY	NARCOTICS	PE	SO8	08/28/1998	30	1	60
168	GOLD	KEENEY	NARCOTICS	E	O8	09/02/1998	30	-	30
169	GOLD	DIGREGORY	\$LAUNDERING	E	O8,O12	09/08/1998	30	1	60
170	FERGUSON	DIGREGORY	NARCOTICS	PE	AO8	09/08/1998	30	1	60
171	MIDDLEBROOKS	KEENEY	NARCOTICS	E	O8	09/11/1998	30	-	30
172	FERGUSON	DIGREGORY	NARCOTICS	PE	SBO8,O12	09/15/1998	30	1	60
173	GOLD	DIGREGORY	NARCOTICS	E	O8	09/28/1998	30	-	30
174	MORENO	WARREN	\$LAUNDERING	P	S	10/09/1998	30	1	60
175	FERGUSON	DIGREGORY	RACKETEERING	E	O8	10/16/1998	30	1	60
176	PAINE	KEENEY	NARCOTICS	E	O8	10/27/1998	30	-	30
177	DIMITROULEAS	WARREN	NARCOTICS	PE	AO8	11/16/1998	30	-	30
178	GOLD	WARREN	NARCOTICS	E	O8,O12	11/24/1998	30	-	30
GEORGIA, NORTHERN									
179	CAMP	KEENEY	NARCOTICS	M	O22	01/29/1998	30	-	30
180	EVANS	GABAY-SMITH	NARCOTICS	E	O12	07/06/1998	30	-	30
IDAHO									
181	WINMILL	WARREN	RACKETEERING	P	A	03/06/1998	30	-	30
182	WINMILL	WARREN	NARCOTICS	P	A	04/06/1998	30	-	30
183	WINMILL	WARREN	NARCOTICS	P	A	06/29/1998	30	1	60
ILLINOIS, NORTHERN									
184	WILLIAMS	WARREN	NARCOTICS	E	O8	02/13/1998	30	1	60
185	ASPEN	WARREN	NARCOTICS	P	A	02/19/1998	30	-	30
186	ASPEN	WARREN	NARCOTICS	E	O8	02/25/1998	30	1	60
187	KOCORAS	DIGREGORY	RACKETEERING	E	O8	02/26/1998	30	-	30
188	ASPEN	WARREN	NARCOTICS	PM	S	03/04/1998	30	-	30
189	ASPEN	WARREN	NARCOTICS	PE	AO12	03/28/1998	30	1	60
190	ASPEN	WARREN	NARCOTICS	E	O8,O12	04/03/1998	30	1	60
191	ASPEN	WARREN	NARCOTICS	E	O8	04/17/1998	30	1	60

¹ The attorney general or designee authorized the filing of the reported applications under provisions of 18 U.S.C. 2516.

² Type: P=Phone Wire, M=Micro-Eavesdrop, E=Electronic, NR=Not Reported.

³ Place: S=Single-Family Dwelling, A=Apartment, M=Multiple Dwelling, B=Business, R=Roving, O=Other.

Other: 6=Automobile/Van, 7=Briefcase, 8=Cellular/Mobile Phone, 9=Cemetery, 10=Closed Circuit TV, 11=Container, 12=Digital Display Pager, 13=Facsimile, 14=Garage/Parking Lot, 15=Hospital, 16=Hotel Room/Motel Room, 17=Jail, 18=Mobile Home/Trailer, 19=Package/Cargo, 20=Pay Phone, 21=Pen Register, 22=Prison, 23=Social Club, 24=Storage, 25=Telefax, 26=Courthouse, 27=Street, 28=Computer, 29=School.

TABLE A-1
UNITED STATES DISTRICT COURTS

CALENDAR YEAR 1998

REPORT BY PROSECUTORS OF COURT-AUTHORIZED INTERCEPTS OF WIRE, ORAL, OR ELECTRONIC COMMUNICATIONS
PURSUANT TO 18 U.S.C. 2519

A.O. Number	Number of Days in Oper- ation ⁴	Average Inter- cepts per Day	Number of ⁵			Costs		Number of						
			Persons Inter- cepted	Intercepts	Incrim- inating Intercepts	Total Cost in \$	Other Than Manpower in \$	Arrests	Trials	Motions to Suppress Intercepts ⁶			Persons Con- victed	
										G	D	P		
FLORIDA, SOUTHERN (CONTINUED)														
165	47	7	7	314	75	14,314	563	-	-	-	-	-	-	
166	36	53	155	1,891	776	55,396	-	3	-	-	-	-	-	
167	55	121	118	6,664	1,527	106,320	2,000	-	-	-	-	-	-	
168	30	37	30	1,103	291	9,277	500	-	-	-	-	-	-	
169	42	43	45	1,817	661	18,109	14,000	-	-	-	-	-	-	
170	56	136	114	7,617	411	51,928	2,424	-	-	-	-	-	-	
171	11	19	9	205	46	8,996	160	-	-	-	-	-	-	
172	57	169	43	9,651	242	98,574	-	7	-	-	-	-	-	
173	28	100	20	2,800	100	25,000	-	-	-	-	-	-	-	
174	60	94	122	5,637	330	73,962	1,849	-	-	-	-	-	-	
175	60	45	67	2,718	483	45,484	6,249	-	-	-	-	-	-	
176	27	56	14	1,499	51	28,093	445	-	-	-	-	-	-	
177	30	46	81	1,376	229	22,403	4,325	-	-	-	-	-	-	
178	29	25	40	718	106	9,277	500	-	-	-	-	-	-	
GEORGIA, NORTHERN														
179	1	1	2	1	1	2,440	-	-	-	-	-	-	-	
180	24	16	48	382	-	510	-	-	-	-	-	-	-	
IDAHO														
181	28	72	60	2,028	852	94,157	30,901	-	-	-	-	-	-	
182	30	45	318	1,351	715	71,106	24,434	-	-	-	-	-	-	
183	59	81	625	4,752	1,477	259,087	80,906	-	-	-	-	-	-	
ILLINOIS, NORTHERN														
184	60	29	16	1,749	572	67,576	3,600	-	-	-	-	-	-	
185	30	103	165	3,095	62	6,175	825	-	-	-	-	-	-	
186	60	33	39	1,970	462	131,037	600	-	-	-	-	-	-	
187	30	32	58	950	294	51,104	1,381	-	-	-	-	-	-	
188	19	14	21	266	14	236,202	11,303	-	-	-	-	-	-	
189	60	134	134	8,038	563	64,984	1,000	-	-	-	-	-	-	
190	60	72	185	4,291	1,599	113,870	950	-	-	-	-	-	-	
191	40	19	20	750	600	60,000	1,000	4	-	-	-	-	-	

⁴NI indicates never installed. I indicates installed but never used.

⁵NR indicates not reported or could not be determined.

⁶Motions: G=Granted, D=Denied, P=Pending.

* This wiretap was terminated during 1995 or 1996, but was not reported at that time because it was part of an ongoing investigation.

**This wiretap was terminated during 1997, but was not reported at that time because it was part of an ongoing investigation.

TABLE A-1
UNITED STATES DISTRICT COURTS

CALENDAR YEAR 1998

REPORT BY JUDGES OF COURT-AUTHORIZED INTERCEPTS OF WIRE, ORAL, OR ELECTRONIC COMMUNICATIONS
PURSUANT TO 18 U.S.C. 2519

A.O. Number	Authorizing Official		Offense Specified	Intercept		Date of Application	Authorized Length		
	Judge	Attorney General ¹		Type ²	Place ³		Original Order (Days)	Num-ber of Exten-sions	Total Length (Days)
ILLINOIS, NORTHERN (CONTINUED)									
192	ASPEN	WARREN	NARCOTICS	E	O8	05/08/1998	30	-	30
193	ASPEN	KEENEY	NARCOTICS	E	O8	05/12/1998	30	-	30
194	ASPEN	KEENEY	NARCOTICS	PE	AO8	05/12/1998	30	-	30
195	ASPEN	DIGREGORY	NARCOTICS	E	O8	05/23/1998	30	-	30
196	ASPEN	DIGREGORY	RACKETEERING	P	S	07/10/1998	30	1	60
197	ASPEN	WARREN	NARCOTICS	P	S	07/22/1998	30	-	30
198	ASPEN	KEENEY	NARCOTICS	P	A	09/16/1998	30	-	30
199	KOCORAS	WARREN	NARCOTICS	E	O8	10/20/1998	30	-	30
ILLINOIS, CENTRAL									
200	MILLS	RICHARD	NARCOTICS	P	S	08/08/1998	30	1	60
201	MILLS	DIGREGORY	NARCOTICS	E	O8	08/26/1998	30	1	60
ILLINOIS, SOUTHERN									
202	GILBERT	WARREN	RACKETEERING	P	S	10/03/1997	30	4	150
INDIANA, NORTHERN									
203	MOODY	WARREN	FIREARMS	E	O8	10/15/1998	30	-	30
IOWA, SOUTHERN									
204	WOLLE	WARREN	NARCOTICS	M	B	02/11/1998	30	-	30
205	LONGSTAFF	DIGREGORY	NARCOTICS	P	S	03/06/1998	30	-	30
KANSAS									
206**	O'CONNOR	WARREN	NARCOTICS	E	O8	11/10/1997	30	-	30
207	VAN BEBBER	WARREN	NARCOTICS	P	SB	02/17/1998	30	1	60
208	O'CONNOR	KEENEY	NARCOTICS	P	S	06/15/1998	30	1	60
209	O'CONNOR	WILLIAMS	NARCOTICS	E	O8	10/21/1998	30	-	30
KENTUCKY, EASTERN									
210**	FORESTER	FRAGAS-TOWNSEND	NARCOTICS	P	B	10/27/1997	30	1	60
211	COFFMAN	KEENEY	RACKETEERING	P	S	06/22/1998	30	1	60
LOUISIANA, EASTERN									
212	LIVAUDAIS	DARROW	NARCOTICS	E	O12	12/09/1997	30	-	30
213	VANCE	WARREN	RACKETEERING	E	O8	02/10/1998	30	-	30
214	FALLON	WARREN	NARCOTICS	E	O8	02/11/1998	30	-	30

¹ The attorney general or designee authorized the filing of the reported applications under provisions of 18 U.S.C. 2516.

² Type: P=Phone Wire, M=Micro-Eavesdrop, E=Electronic, NR=Not Reported.

³ Place: S=Single-Family Dwelling, A=Apartment, M=Multiple Dwelling, B=Business, R=Roving, O=Other.

Other: 6=Automobile/Van, 7=Briefcase, 8=Cellular/Mobile Phone, 9=Cemetery, 10=Closed Circuit TV, 11=Container, 12=Digital Display Pager, 13=Facsimile, 14=Garage/Parking Lot, 15=Hospital, 16=Hotel Room/Motel Room, 17=Jail, 18=Mobile Home/Trailer, 19=Package/Cargo, 20=Pay Phone, 21=Pen Register, 22=Prison, 23=Social Club, 24=Storage, 25=Telefax, 26=Courthouse, 27=Street, 28=Computer, 29=School.

TABLE A-1
UNITED STATES DISTRICT COURTS

CALENDAR YEAR 1998

REPORT BY PROSECUTORS OF COURT-AUTHORIZED INTERCEPTS OF WIRE, ORAL, OR ELECTRONIC COMMUNICATIONS
PURSUANT TO 18 U.S.C. 2519

A.O. Number	Number of Days in Oper- ation ⁴	Average Inter- cepts per Day	Number of ⁵			Costs		Number of					
			Persons Inter- cepted	Intercepts	Incrim- inating Intercepts	Total Cost in \$	Other Than Manpower in \$	Arrests	Trials	Motions to Suppress Intercepts ⁶			Persons Con- victed
										G	D	P	
ILLINOIS, NORTHERN (CONTINUED)													
192	19	38	50	720	500	41,800	800	3	-	-	-	-	-
193	9	-	NR	1	NR	11,821	900	-	-	-	-	-	-
194	9	9	13	84	8	11,221	300	-	-	-	-	-	-
195	30	12	22	367	201	18,200	1,200	4	-	-	-	-	-
196	55	63	95	3,464	408	39,388	950	5	-	-	-	-	-
197	16	65	65	1,047	12	15,159	400	-	-	-	-	-	-
198	30	63	50	1,904	136	32,870	5,000	-	-	-	-	-	-
199	30	104	44	3,113	251	425,510	300	-	-	-	-	-	-
ILLINOIS, CENTRAL													
200	50	67	318	3,352	305	102,407	400	RELATED TO NO. 201					
201	52	25	115	1,293	308	39,634	10,000	25	-	-	-	-	-
ILLINOIS, SOUTHERN													
202	142	31	390	4,394	156	86,867	750	6	1	-	-	-	6
INDIANA, NORTHERN													
203	26	8	13	198	2	42,283	433	-	-	-	-	-	-
IOWA, SOUTHERN													
204	30	180	29	5,400	202	9,903	2,500	13	1	-	8	-	11
205	30	25	53	764	189	46,423	2,500	-	-	-	-	-	-
KANSAS													
206**	21	18	45	374	192	190,204	39,804	11	-	-	-	-	-
207	40	65	392	2,596	181	47,512	1,750	5	-	-	-	-	-
208	57	22	22	1,261	533	310,866	85,326	10	-	-	5	5	1
209	30	3	95	95	27	1,628	50	-	-	-	-	-	-
KENTUCKY, EASTERN													
210**	53	129	240	6,840	323	61,428	270	4	-	-	-	-	-
211	60	69	215	4,137	616	144,350	19,125	-	-	-	-	-	-
LOUISIANA, EASTERN													
212	30	18	103	550	2	2,039	628	-	-	-	-	-	-
213	25	43	28	1,065	346	106,298	4,725	11	1	-	-	-	10
214	30	72	56	2,152	245	132,850	370	-	-	-	-	-	-

⁴NI indicates never installed. I indicates installed but never used.

⁵NR indicates not reported or could not be determined.

⁶Motions: G=Granted, D=Denied, P=Pending.

* This wiretap was terminated during 1995 or 1996, but was not reported at that time because it was part of an ongoing investigation.

**This wiretap was terminated during 1997, but was not reported at that time because it was part of an ongoing investigation.

TABLE A-1
UNITED STATES DISTRICT COURTS

CALENDAR YEAR 1998

REPORT BY JUDGES OF COURT-AUTHORIZED INTERCEPTS OF WIRE, ORAL, OR ELECTRONIC COMMUNICATIONS
PURSUANT TO 18 U.S.C. 2519

A.O. Number	Authorizing Official		Offense Specified	Intercept		Date of Application	Authorized Length		
	Judge	Attorney General ¹		Type ²	Place ³		Original Order (Days)	Number of Extensions	Total Length (Days)
LOUISIANA, EASTERN (CONTINUED)									
215	LEMMON	WARREN	NARCOTICS	P	S	03/16/1998	30	-	30
216	LIVAUDAIS	WARREN	NARCOTICS	P	S	03/17/1998	30	1	60
217	LEMMON	WARREN	NARCOTICS	E	O8	04/28/1998	30	1	60
218	LIVAUDAIS	KEENEY	NARCOTICS	P	S	05/26/1998	30	1	60
219	DUVALL	DIGREGORY	NARCOTICS	E	O8	05/27/1998	30	1	60
220	PORTEOUS	WARREN	NARCOTICS	E	O8	07/31/1998	30	-	30
LOUISIANA, WESTERN									
221	WALTER	KEENEY	NARCOTICS	P	S	01/12/1998	30	1	60
222	HAIK	KEENEY	NARCOTICS	P	SB	02/12/1998	30	-	30
223	MELANEON	DIGREGORY	MURDER	P	B	03/11/1998	30	1	60
224	HAIK	WARREN	NARCOTICS	P	S	08/17/1998	30	1	60
MAINE									
225	BRODY	FISK-MALONE	EXPLOITATION	E	O28	08/28/1998	30	-	30
MARYLAND									
226	LEGG	WARREN	NARCOTICS	P	S	12/11/1997	30	1	60
MASSACHUSETTS									
227	TAURO	RICHARD	TAMPERING	P	O17	12/30/1997	30	-	30
228	TAURO	RICHARD	TAMPERING	P	O17	12/30/1997	30	-	30
229	TAURO	RICHARD	TAMPERING	P	O17	12/30/1997	30	-	30
230	TAURO	RICHARD	TAMPERING	P	O17	12/30/1997	30	-	30
231	KEETON	KEENEY	NARCOTICS	E	O8,O12	01/12/1998	30	3	120
232	KEETON	WARREN	NARCOTICS	E	O8	04/02/1998	30	1	60
233	KEETON	WARREN	NARCOTICS	P	S	04/28/1998	30	-	30
234	STEARNS	WARREN	RACKETEERING	M	O6	06/05/1998	30	-	30
235	GERTNER	DIGREGORY	NARCOTICS	P	S	09/07/1998	30	-	30
236	GERTNER	DIGREGORY	NARCOTICS	E	O8	09/11/1998	30	-	30
MICHIGAN, EASTERN									
237	FRIEDMAN	TOWNSEND	THEFT	M	B	12/23/1997	30	-	30
238	ROSEN	DIGREGORY	NARCOTICS	P	S	01/22/1998	30	2	90
239	FRIEDMAN	KEENEY	NARCOTICS	P	B	03/03/1998	30	1	60

¹ The attorney general or designee authorized the filing of the reported applications under provisions of 18 U.S.C. 2516.

² Type: P=Phone Wire, M=Micro-Eavesdrop, E=Electronic, NR=Not Reported.

³ Place: S=Single-Family Dwelling, A=Apartment, M=Multiple Dwelling, B=Business, R=Roving, O=Other.

Other: 6=Automobile/Van, 7=Briefcase, 8=Cellular/Mobile Phone, 9=Cemetery, 10=Closed Circuit TV, 11=Container, 12=Digital Display Pager, 13=Facsimile, 14=Garage/Parking Lot, 15=Hospital, 16=Hotel Room/Motel Room, 17=Jail, 18=Mobile Home/Trailer, 19=Package/Cargo, 20=Pay Phone, 21=Pen Register, 22=Prison, 23=Social Club, 24=Storage, 25=Telefax, 26=Courthouse, 27=Street, 28=Computer, 29=School.

TABLE A-1
UNITED STATES DISTRICT COURTS

CALENDAR YEAR 1998

REPORT BY PROSECUTORS OF COURT-AUTHORIZED INTERCEPTS OF WIRE, ORAL, OR ELECTRONIC COMMUNICATIONS
PURSUANT TO 18 U.S.C. 2519

A.O. Number	Number of Days in Oper- ation ⁴	Average Inter- cepts per Day	Number of ⁵			Costs		Number of						
			Persons Inter- cepted	Intercepts	Incrim- inating Intercepts	Total Cost in \$	Other Than Manpower in \$	Arrests	Trials	Motions to Suppress Intercepts ⁶			Persons Convicted	
										G	D	P		
LOUISIANA, EASTERN (CONTINUED)														
215	20	60	14	1,201	150	107,198	2,933	13	-	-	-	-	-	
216	60	45	94	2,679	99	46,108	1,310	1	-	-	-	-	-	
217	32	80	34	2,545	631	232,429	4,514	-	-	-	-	-	-	
218	60	25	55	1,475	75	63,806	1,310	9	-	-	-	-	-	
219	46	39	139	1,783	846	79,329	575	19	-	-	-	-	-	
220	14	10	8	134	26	20,935	1,380	-	-	-	-	-	-	
LOUISIANA, WESTERN														
221	60	40	52	2,419	141	119,281	2,555	-	-	-	-	-	-	
222	30	207	27	6,207	295	46,293	1,531	23	-	-	-	-	-	
223	36	107	44	3,847	143	87,726	991	24	1	-	-	-	13	
224	58	40	173	2,332	574	94,533	3,195	-	-	-	-	-	-	
MAINE														
225	4	1	26	2	2	5,000	3,000	1	-	-	-	-	-	
MARYLAND														
226	56	43	78	2,401	482	92,220	654	13	-	-	-	-	-	
MASSACHUSETTS														
227	14	43	12	603	3	RELATED TO NO. 229								
228	14	51	10	708	1	RELATED TO NO. 229								
229	14	49	6	692	1	83,081	8,343	-	-	-	-	-	-	
230	14	61	4	852	3	RELATED TO NO. 229								
231	90	70	70	6,336	558	178,433	11,433	7	-	-	-	-	-	
232	60	33	45	1,994	547	RELATED TO NO. 231								
233	30	14	20	434	95	RELATED TO NO. 231								
234	8	60	6	477	2	32,470	7,500	-	-	-	-	-	-	
235	24	28	64	676	145	78,846	56,065	-	-	-	-	-	-	
236	15	17	68	258	92	RELATED TO NO. 235								
MICHIGAN, EASTERN														
237	30	62	75	1,857	286	22,968	2,050	15	-	-	-	-	-	
238	75	27	20	2,000	300	34,366	1,414	-	-	-	-	-	-	
239	59	46	123	2,692	208	32,758	1,150	1	-	-	-	-	-	

⁴NI indicates never installed. I indicates installed but never used.

⁵NR indicates not reported or could not be determined.

⁶Motions: G=Granted, D=Denied, P=Pending.

* This wiretap was terminated during 1995 or 1996, but was not reported at that time because it was part of an ongoing investigation.

**This wiretap was terminated during 1997, but was not reported at that time because it was part of an ongoing investigation.

TABLE A-1
UNITED STATES DISTRICT COURTS

CALENDAR YEAR 1998

REPORT BY JUDGES OF COURT-AUTHORIZED INTERCEPTS OF WIRE, ORAL, OR ELECTRONIC COMMUNICATIONS
PURSUANT TO 18 U.S.C. 2519

A.O. Number	Authorizing Official		Offense Specified	Intercept		Date of Application	Authorized Length		
	Judge	Attorney General ¹		Type ²	Place ³		Original Order (Days)	Number of Extensions	Total Length (Days)
MICHIGAN, EASTERN (CONTINUED)									
240	ROSEN	WARREN	NARCOTICS	P	S	03/04/1998	30	-	30
241	ZATKOFF	RICHARD	NARCOTICS	P	S	07/06/1998	30	-	30
242	O'MEARA	RICHARD	NARCOTICS	E	O8,O12	07/10/1998	30	1	60
243	COHN	WARREN	NARCOTICS	P	S	07/31/1998	30	-	30
244	FRIEDMAN	KEENEY	RACKETEERING	P	S	08/03/1998	30	-	30
245	O'MEARA	WARREN	NARCOTICS	P	S	08/13/1998	30	-	30
246	O'MEARA	WARREN	NARCOTICS	P	S	08/14/1998	30	1	60
247	O'MEARA	KEENEY	NARCOTICS	E	O8	09/03/1998	30	-	30
248	ROSEN	KEENEY	RACKETEERING	P	S	09/21/1998	30	-	30
MINNESOTA									
249**	MAGNUSON	REILLY	NARCOTICS	P	SO8	02/28/1997	30	1	60
250**	MAGNUSON	WARREN	NARCOTICS	E	O8	03/06/1997	30	-	30
251**	MAGNUSON	WARREN	NARCOTICS	E	O8	03/25/1997	30	-	30
252**	MAGNUSON	WARREN	NARCOTICS	E	O8	03/28/1997	30	1	60
253**	MAGNUSON	KEENEY	NARCOTICS	P	S	05/06/1997	30	-	30
254	MAGNUSON	WARREN	NARCOTICS	PE	SO8	03/31/1998	30	2	90
255	MAGNUSON	KEENEY	NARCOTICS	E	RO8	08/29/1998	30	-	30
MISSISSIPPI, SOUTHERN									
256	LEE	DIGREGORY	RACKETEERING	M	O6	07/23/1998	30	1	60
257	LEE	DIGREGORY	NARCOTICS	E	O8	08/25/1998	30	1	60
MISSOURI, EASTERN									
258	PERRY	WARREN	NARCOTICS	E	O8,O12	10/20/1997	30	2	90
259	JACKSON	GORE	NARCOTICS	E	O12	04/17/1998	30	1	60
260	JACKSON	GORE	NARCOTICS	E	O12	05/05/1998	30	-	30
261	PERRY	DIGREGORY	NARCOTICS	P	S	05/14/1998	30	-	30
MISSOURI, WESTERN									
262	WRIGHT	WARREN	MURDER	P	B	01/30/1998	30	1	60
263	STEVENS	DIGREGORY	FRAUD	P	B	07/29/1998	30	-	30
264	GAITAN	KEENEY	GAMBLING	P	S	10/30/1998	30	-	30
265	GAITAN	DIGREGORY	GAMBLING	P	B	11/20/1998	30	-	30

¹ The attorney general or designee authorized the filing of the reported applications under provisions of 18 U.S.C. 2516.

² Type: P=Phone Wire, M=Micro-Eavesdrop, E=Electronic, NR=Not Reported.

³ Place: S=Single-Family Dwelling, A=Apartment, M=Multiple Dwelling, B=Business, R=Roving, O=Other.

Other: 6=Automobile/Van, 7=Briefcase, 8=Cellular/Mobile Phone, 9=Cemetery, 10=Closed Circuit TV, 11=Container, 12=Digital Display Pager, 13=Facsimile, 14=Garage/Parking Lot, 15=Hospital, 16=Hotel Room/Motel Room, 17=Jail, 18=Mobile Home/Trailer, 19=Package/Cargo, 20=Pay Phone, 21=Pen Register, 22=Prison, 23=Social Club, 24=Storage, 25=Telefax, 26=Courthouse, 27=Street, 28=Computer, 29=School.

TABLE A-1
UNITED STATES DISTRICT COURTS

CALENDAR YEAR 1998

REPORT BY PROSECUTORS OF COURT-AUTHORIZED INTERCEPTS OF WIRE, ORAL, OR ELECTRONIC COMMUNICATIONS
PURSUANT TO 18 U.S.C. 2519

A.O. Number	Number of Days in Oper- ation ⁴	Average Inter- cepts per Day	Number of ⁵			Costs		Number of						
			Persons Inter- cepted	Intercepts	Incrim- inating Intercepts	Total Cost in \$	Other Than Manpower in \$	Arrests	Trials	Motions to Suppress Intercepts ⁶			Persons Con- victed	
										G	D	P		
MICHIGAN, EASTERN (CONTINUED)														
240	30	20	20	600	40	17,474	1,008	-	-	-	-	-	-	
241	29	98	366	2,833	NR	272,160	122,400	2	-	-	-	-	-	
242	60	92	75	5,546	550	126,000	1,000	10	-	-	-	-	-	
243	28	19	15	529	25	197,280	122,400	1	-	-	-	-	-	
244	30	51	127	1,541	31	35,458	1,085	-	-	-	-	-	-	
245	30	90	122	2,703	192	RELATED TO NO. 242		10	-	-	-	-	-	
246	59	20	39	1,161	369	34,024	755	3	-	-	-	-	-	
247	12	20	10	245	2	6,183	-	-	-	-	-	-	-	
248	30	38	131	1,125	17	28,865	1,085	-	-	-	-	-	-	
MINNESOTA														
249**	50	92	95	4,596	598	224,600	64,600	23	-	-	-	-	8	
250**	19	52	27	985	184	RELATED TO NO. 249**								
251**	24	66	76	1,595	140	RELATED TO NO. 249**								
252**	43	35	195	1,513	198	RELATED TO NO. 253**								
253**	8	96	142	770	51	11,698	1,000	9	1	-	7	-	7	
254	76	97	60	7,358	662	250,314	3,200	11	-	-	-	11	-	
255	10	36	42	357	100	5,766	3,975	8	-	-	-	-	-	
MISSISSIPPI, SOUTHERN														
256	1	1	1	1	-	3,222	230	-	-	-	-	-	-	
257	38	105	173	3,986	244	85,145	9,700	-	-	-	-	-	-	
MISSOURI, EASTERN														
258	90	54	106	4,840	1,702	90,184	7,564	-	-	-	-	-	-	
259	54	22	138	1,189	541	3,854	-	5	-	-	-	-	5	
260	25	3	21	69	66	2,258	-	RELATED TO NO. 259						
261	15	2	14	33	-	14,962	785	-	-	-	-	-	-	
MISSOURI, WESTERN														
262	52	42	126	2,206	359	68,944	9,600	-	-	-	-	-	-	
263	26	106	273	2,745	314	21,771	1,175	-	-	-	-	-	-	
264	21	41	100	851	473	RELATED TO NO. 265								
265	16	24	82	389	160	47,497	1,770	-	-	-	-	-	-	

⁴NI indicates never installed. I indicates installed but never used.

⁵NR indicates not reported or could not be determined.

⁶Motions: G=Granted, D=Denied, P=Pending.

* This wiretap was terminated during 1995 or 1996, but was not reported at that time because it was part of an ongoing investigation.

**This wiretap was terminated during 1997, but was not reported at that time because it was part of an ongoing investigation.

TABLE A-1
UNITED STATES DISTRICT COURTS

CALENDAR YEAR 1998

REPORT BY JUDGES OF COURT-AUTHORIZED INTERCEPTS OF WIRE, ORAL, OR ELECTRONIC COMMUNICATIONS
PURSUANT TO 18 U.S.C. 2519

A.O. Number	Authorizing Official		Offense Specified	Intercept		Date of Application	Authorized Length		
	Judge	Attorney General ¹		Type ²	Place ³		Original Order (Days)	Number of Extensions	Total Length (Days)
MONTANA									
266	MALLOY	DIGREGORY	RACKETEERING	P	S	07/22/1998	30	-	30
NEBRASKA									
267**	CAMBRIDGE	KEENEY	NARCOTICS	P	SB	09/23/1997	30	-	30
268	CAMBRIDGE	WARREN	NARCOTICS	P	B	10/24/1997	30	2	90
269	CAMBRIDGE	WARREN	NARCOTICS	M	B	12/05/1997	30	-	30
270	CAMBRIDGE	WARREN	NARCOTICS	P	A	01/09/1998	30	-	30
NEVADA									
271	GEORGE	KEENEY	RACKETEERING	PM	S	03/03/1998	30	3	120
272	GEORGE	KEENEY	RACKETEERING	P	S	05/14/1998	30	-	30
273	PRO	KEENEY	NARCOTICS	P	A	06/26/1998	30	1	60
274	PRO	DIGREGORY	NARCOTICS	E	O8	07/10/1998	30	-	30
275	GEORGE	WARREN	EXTORTION	PME	O8,O16	10/08/1998	30	-	30
NEW JERSEY									
276**	LIFLAND	WARREN	NARCOTICS	E	O8	10/17/1997	30	1	60
277	BASSLER	KEENEY	NARCOTICS	P	S	10/31/1997	30	2	90
278	SIMANDLE	WARREN	RACKETEERING	P	B	11/03/1997	30	4	150
279	LIFLAND	KEENEY	NARCOTICS	E	O8	11/06/1997	30	5	180
280**	LIFLAND	KULKA	NARCOTICS	E	O8	11/25/1997	30	-	30
281	ORLOFSKY	HUGHES	NARCOTICS	E	O12	12/23/1997	30	1	60
282	WOLIN	WARREN	FRAUD	M	B	01/16/1998	30	-	30
283	ORLOFSKY	WARREN	NARCOTICS	P	S	02/20/1998	30	1	60
284	LECHNER	WARREN	NARCOTICS	P	A	02/26/1998	30	-	30
285	SIMANDLE	HOCHBERG	RACKETEERING	E	O12	03/02/1998	30	1	60
286	LIFLAND	WARREN	NARCOTICS	P	A	03/17/1998	30	-	30
287	ACKERMAN	WARREN	NARCOTICS	P	AB	04/21/1998	30	-	30
288	POLITAN	KEENEY	EXTORTION	P	S	05/08/1998	30	-	30
289	ORLOFSKY	WARREN	NARCOTICS	P	S	08/14/1998	30	-	30
290	WOLIN	ROBINSON	RACKETEERING	P	R	08/20/1998	30	2	90

¹ The attorney general or designee authorized the filing of the reported applications under provisions of 18 U.S.C. 2516.

² Type: P=Phone Wire, M=Micro-Eavesdrop, E=Electronic, NR=Not Reported.

³ Place: S=Single-Family Dwelling, A=Apartment, M=Multiple Dwelling, B=Business, R=Roving, O=Other.

Other: 6=Automobile/Van, 7=Briefcase, 8=Cellular/Mobile Phone, 9=Cemetery, 10=Closed Circuit TV, 11=Container, 12=Digital Display Pager, 13=Facsimile, 14=Garage/Parking Lot, 15=Hospital, 16=Hotel Room/Motel Room, 17=Jail, 18=Mobile Home/Trailer, 19=Package/Cargo, 20=Pay Phone, 21=Pen Register, 22=Prison, 23=Social Club, 24=Storage, 25=Telefax, 26=Courthouse, 27=Street, 28=Computer, 29=School.

TABLE A-1
UNITED STATES DISTRICT COURTS

CALENDAR YEAR 1998

REPORT BY PROSECUTORS OF COURT-AUTHORIZED INTERCEPTS OF WIRE, ORAL, OR ELECTRONIC COMMUNICATIONS
PURSUANT TO 18 U.S.C. 2519

A.O. Number	Number of Days in Oper- ation ⁴	Average Inter- cepts per Day	Number of ⁵			Costs		Number of					
			Persons Inter- cepted	Intercepts	Incrim- inating Intercepts	Total Cost in \$	Other Than Manpower in \$	Arrests	Trials	Motions to Suppress Intercepts ⁶			Persons Con- victed
										G	D	P	
MONTANA													
266	30	7	19	207	9	37,410	2,122	-	-	-	-	-	-
NEBRASKA													
267**	25	53	37	1,315	143	135,936	18,000	7	-	-	-	-	-
268	81	65	10	5,300	256	133,597	30,000	23	-	-	-	-	-
269	30	80	10	2,404	25	RELATED TO NO. 268							
270	29	103	23	2,993	681	100,210	6,250	RELATED TO NO. 267**					
NEVADA													
271	99	58	130	5,729	243	71,553	2,000	4	-	-	-	-	-
272	27	20	71	547	18	RELATED TO NO. 271							
273	43	88	3,421	3,791	293	RELATED TO NO. 274							
274	29	40	1,000	1,172	63	96,620	23,000	18	-	-	-	3	-
275	2	22	7	43	42	3,387	500	6	-	-	-	-	-
NEW JERSEY													
276**	53	12	292	621	153	199,940	2,500	13	-	-	-	-	10
277	90	50	7	4,500	2,000	229,520	2,000	4	-	-	-	-	4
278	90	10	8	900	180	70,773	1,445	-	-	-	-	-	-
279	162	6	81	1,015	680	670,652	10,471	18	-	-	-	-	10
280**	13	8	37	109	30	53,430	4,000	-	-	-	-	-	-
281	28	2	-	50	-	541	150	-	-	-	-	-	-
282	30	147	15	4,419	174	17,857	1,000	-	-	-	-	-	-
283	56	16	55	869	105	68,342	7,399	-	-	-	-	-	-
284	25	60	15	1,500	80	75,560	5,000	4	-	-	-	-	4
285	58	10	106	559	58	3,183	-	-	-	-	-	-	-
286	30	31	117	944	413	RELATED TO NO. 279							
287	27	41	10	1,114	74	75,560	5,000	4	-	-	-	-	-
288	30	32	60	946	117	21,705	9,784	-	-	-	-	-	-
289	30	11	54	341	94	26,444	2,743	-	-	-	-	-	-
290	90	-	7	12	9	135,254	67,300	-	-	-	-	-	-

⁴NI indicates never installed. I indicates installed but never used.

⁵NR indicates not reported or could not be determined.

⁶Motions: G=Granted, D=Denied, P=Pending.

* This wiretap was terminated during 1995 or 1996, but was not reported at that time because it was part of an ongoing investigation.

**This wiretap was terminated during 1997, but was not reported at that time because it was part of an ongoing investigation.

TABLE A-1
UNITED STATES DISTRICT COURTS

CALENDAR YEAR 1998

REPORT BY JUDGES OF COURT-AUTHORIZED INTERCEPTS OF WIRE, ORAL, OR ELECTRONIC COMMUNICATIONS
PURSUANT TO 18 U.S.C. 2519

A.O. Number	Authorizing Official		Offense Specified	Intercept		Date of Application	Authorized Length		
	Judge	Attorney General ¹		Type ²	Place ³		Original Order (Days)	Number of Extensions	Total Length (Days)
NEW JERSEY (CONTINUED)									
291	WOLIN	KEENEY	RACKETEERING	PME	BO13	08/21/1998	30	3	120
292	LIFLAND	DIGREGORY	RACKETEERING	PME	BO13	09/24/1998	30	2	90
293	SIMANDLE	WARREN	NARCOTICS	P	B	09/24/1998	30	-	30
NEW MEXICO									
294	BRATTON	FOURATT	NARCOTICS	E	O12	03/10/1998	30	3	120
295	BRATTON	WARREN	NARCOTICS	P	S	05/21/1998	30	1	60
296	BRATTON	WARREN	NARCOTICS	E	O8	05/27/1998	30	-	30
297	BRATTON	KEENEY	NARCOTICS	E	O12	06/01/1998	30	-	30
298	BLACK	KEENEY	NARCOTICS	P	S	07/13/1998	30	-	30
299	CONWAY	WARREN	NARCOTICS	PE	SO12	07/30/1998	30	-	30
300	BRATTON	DIGREGORY	NARCOTICS	P	A	08/24/1998	30	1	60
301	BRATTON	DIGREGORY	NARCOTICS	E	O12	08/24/1998	30	-	30
302	HANSEN	WARREN	NARCOTICS	P	S	10/02/1998	30	-	30
303	CONWAY	ENGLISH	NARCOTICS	E	O12	10/29/1998	30	-	30
NEW YORK, NORTHERN									
304**	KAHN	WARREN	NARCOTICS	PE	SRO12	09/25/1997	30	1	60
305	MCAVOY	LOVRIC	NARCOTICS	E	O12	12/31/1997	30	1	60
306	MCAVOY	LOVRIC	NARCOTICS	E	O12	02/24/1998	30	3	120
307	MCAVOY	DIGREGORY	NARCOTICS	P	A	05/12/1998	30	-	30
308	MCAVOY	DIGREGORY	NARCOTICS	P	S	05/26/1998	30	-	30
309	MCAVOY	KEENEY	NARCOTICS	P	A	06/03/1998	30	-	30
NEW YORK, EASTERN									
310**	TRAGER	WARREN	NARCOTICS	E	O8,O12	06/30/1997	30	-	30
311	TRAGER	DIGREGORY	NARCOTICS	PE	SO8,O12	08/19/1997	30	4	150
312	AMON	WARREN	NARCOTICS	E	O8	10/08/1997	30	2	90
313**	MISHLER	KEENEY	MURDER	P	S	11/26/1997	30	-	30
314**	MISHLER	KEENEY	MURDER	P	S	11/26/1997	30	-	30
315	MISHLER	KEENEY	THEFT	PME	BO8	12/04/1997	30	4	150
316	SEYBERT	RYAN	RACKETEERING	E	O12	12/10/1997	30	2	90
317	DEARIE	KEENEY	NARCOTICS	E	O8	12/18/1997	30	1	60

¹ The attorney general or designee authorized the filing of the reported applications under provisions of 18 U.S.C. 2516.

² Type: P=Phone Wire, M=Micro-Eavesdrop, E=Electronic, NR=Not Reported.

³ Place: S=Single-Family Dwelling, A=Apartment, M=Multiple Dwelling, B=Business, R=Roving, O=Other.

Other: 6=Automobile/Van, 7=Briefcase, 8=Cellular/Mobile Phone, 9=Cemetery, 10=Closed Circuit TV, 11=Container, 12=Digital Display Pager, 13=Facsimile, 14=Garage/Parking Lot, 15=Hospital, 16=Hotel Room/Motel Room, 17=Jail, 18=Mobile Home/Trailer, 19=Package/Cargo, 20=Pay Phone, 21=Pen Register, 22=Prison, 23=Social Club, 24=Storage, 25=Telefax, 26=Courthouse, 27=Street, 28=Computer, 29=School.

TABLE A-1
UNITED STATES DISTRICT COURTS

CALENDAR YEAR 1998

REPORT BY PROSECUTORS OF COURT-AUTHORIZED INTERCEPTS OF WIRE, ORAL, OR ELECTRONIC COMMUNICATIONS
PURSUANT TO 18 U.S.C. 2519

A.O. Number	Number of Days in Oper-ation ⁴	Average Inter-cepts per Day	Number of ⁵			Costs		Number of						
			Persons Inter-cepted	Intercepts	Incrim-inating Intercepts	Total Cost in \$	Other Than Manpower in \$	Arrests	Trials	Motions to Suppress Intercepts ⁶			Persons Con- victed	
										G	D	P		
NEW JERSEY (CONTINUED)														
291	120	198	1,000	23,800	6,020	394,215	32,000	-	-	-	-	-	-	
292	64	305	1,154	19,520	4,489	270,698	16,700	-	-	-	-	-	-	
293	30	118	286	3,534	663	47,943	500	-	-	-	-	-	-	
NEW MEXICO														
294	120	18	217	2,111	631	6,468	250	-	-	-	-	-	-	
295	39	174	409	6,798	992	189,854	894	10	-	-	-	-	-	
296	8	3	11	25	-	6,444	1,264	-	-	-	-	-	-	
297	5	-	-	-	-	RELATED TO NO. 296							-	
298	30	38	37	1,151	60	50,910	1,950	3	-	-	-	-	1	
299	30	107	30	3,200	700	177,530	1,500	-	-	-	-	-	-	
300	45	18	147	800	121	196,488	3,000	-	-	-	-	-	-	
301	23	4	64	87	-	RELATED TO NO. 300							-	
302	30	87	120	2,597	118	16,952	1,400	-	-	-	-	-	-	
303	30	8	218	240	-	1,386	-	-	-	-	-	-	-	
NEW YORK, NORTHERN														
304**	51	156	142	7,970	576	40,217	1,040	8	-	-	-	-	-	
305	50	6	-	283	11	3,109	325	RELATED TO NO. 307						-
306	120	15	157	1,829	37	6,283	350	RELATED TO NO. 307						-
307	21	59	99	1,234	87	26,847	1,550	7	-	-	-	-	3	
308	23	114	20	2,629	266	105,984	-	24	-	-	-	-	-	
309	16	96	78	1,532	147	14,155	1,300	RELATED TO NO. 307						-
NEW YORK, EASTERN														
310**	NI	-	-	-	-	-	-	-	-	-	-	-	-	
311	141	28	60	3,991	406	416,498	4,379	12	-	-	-	-	8	
312	85	48	13	4,050	270	32,801	800	-	-	-	-	-	-	
313**	NI	-	-	-	-	-	-	-	-	-	-	-	-	
314**	14	51	50	716	107	68,526	5,000	1	-	-	-	-	-	
315	149	109	195	16,294	386	199,023	3,193	-	-	-	-	-	-	
316	90	30	153	2,700	71	5,568	-	-	-	-	-	-	-	
317	43	10	81	449	45	31,764	12,500	24	-	-	-	-	-	

⁴NI indicates never installed. I indicates installed but never used.

⁵NR indicates not reported or could not be determined.

⁶Motions: G=Granted, D=Denied, P=Pending.

* This wiretap was terminated during 1995 or 1996, but was not reported at that time because it was part of an ongoing investigation.

**This wiretap was terminated during 1997, but was not reported at that time because it was part of an ongoing investigation.

TABLE A-1
UNITED STATES DISTRICT COURTS

CALENDAR YEAR 1998

REPORT BY JUDGES OF COURT-AUTHORIZED INTERCEPTS OF WIRE, ORAL, OR ELECTRONIC COMMUNICATIONS
PURSUANT TO 18 U.S.C. 2519

A.O. Number	Authorizing Official		Offense Specified	Intercept		Date of Application	Authorized Length		
	Judge	Attorney General ¹		Type ²	Place ³		Original Order (Days)	Number of Extensions	Total Length (Days)
NEW YORK, EASTERN (CONTINUED)									
318	GLEESON	BANAR	NARCOTICS	E	O12	12/30/1997	30	3	120
319	GLEESON	KEENEY	NARCOTICS	E	O8	01/02/1998	30	2	90
320	KORMAN	KEENEY	RACKETEERING	E	O8	02/03/1998	30	2	90
321	BLOCK	WARREN	NARCOTICS	P	A	02/18/1998	30	1	60
322	KORMAN	WARREN	NARCOTICS	P	A	02/19/1998	30	3	120
323	MISHLER	WARREN	THEFT	E	O8	02/26/1998	30	1	60
324	DEARIE	WARREN	NARCOTICS	E	O8	03/18/1998	30	1	60
325	SPATT	WARREN	RACKETEERING	M	O6	04/17/1998	30	1	60
326	BLOCK	WARREN	NARCOTICS	E	O8	04/30/1998	30	1	60
327	MISHLER	WARREN	THEFT	E	O12	05/06/1998	30	-	30
328	SIFTON	WARREN	BRIBERY	M	B	05/07/1998	30	2	90
329	GLASSER	WARREN	NARCOTICS	PME	AO12	05/13/1998	30	-	30
330	BLOCK	KEENEY	RACKETEERING	M	B	06/25/1998	30	-	30
331	GLASSER	WARREN	FRAUD	P	S	07/01/1998	30	3	120
332	GERSHON	DIGREGORY	FRAUD	PME	AO8	07/16/1998	30	1	60
333	GLEESON	WARREN	NARCOTICS	E	O8	07/20/1998	30	3	120
334	MISHLER	RICHARD	\$LAUNDERING	P	S	08/11/1998	30	-	30
335	TRAGER	NOTOPOULOS	CONSPIRACY	E	O12	08/21/1998	30	-	30
336	TRAGER	DIGREGORY	EXTORTION	E	O8	09/03/1998	30	-	30
NEW YORK, SOUTHERN									
337**	OWEN	DIGREGORY	NARCOTICS	P	S	02/13/1997	30	1	60
338**	OWEN	RICHARD	NARCOTICS	P	B	04/12/1997	30	4	150
339**	OWEN	WARREN	NARCOTICS	P	SB	04/29/1997	30	4	150
340	DUFFY	RICHARD	LOANSHARKING	PME	SBO8	06/23/1997	30	7	240
341**	STEIN	WARREN	NARCOTICS	P	S	07/03/1997	30	2	90
342**	PATTERSON	WARREN	NARCOTICS	P	S	10/02/1997	30	1	60
343	DUFFY	DIGREGORY	\$LAUNDERING	E	O8	11/10/1997	30	3	120
344	DUFFY	DIGREGORY	NARCOTICS	E	O8	11/13/1997	30	3	120
345	PATTERSON	KEENEY	NARCOTICS	P	A	11/24/1997	30	1	60
346	SOTOMAYOR	DIGREGORY	RACKETEERING	E	O8	12/08/1997	30	3	120

¹ The attorney general or designee authorized the filing of the reported applications under provisions of 18 U.S.C. 2516.

² Type: P=Phone Wire, M=Micro-Eavesdrop, E=Electronic, NR=Not Reported.

³ Place: S=Single-Family Dwelling, A=Apartment, M=Multiple Dwelling, B=Business, R=Roving, O=Other.

Other: 6=Automobile/Van, 7=Briefcase, 8=Cellular/Mobile Phone, 9=Cemetery, 10=Closed Circuit TV, 11=Container, 12=Digital Display Pager, 13=Facsimile, 14=Garage/Parking Lot, 15=Hospital, 16=Hotel Room/Motel Room, 17=Jail, 18=Mobile Home/Trailer, 19=Package/Cargo, 20=Pay Phone, 21=Pen Register, 22=Prison, 23=Social Club, 24=Storage, 25=Telefax, 26=Courthouse, 27=Street, 28=Computer, 29=School.

TABLE A-1
UNITED STATES DISTRICT COURTS

CALENDAR YEAR 1998

REPORT BY PROSECUTORS OF COURT-AUTHORIZED INTERCEPTS OF WIRE, ORAL, OR ELECTRONIC COMMUNICATIONS
PURSUANT TO 18 U.S.C. 2519

A.O. Number	Number of Days in Oper- ation ⁴	Average Inter- cepts per Day	Number of ⁵			Costs		Number of						
			Persons Inter- cepted	Intercepts	Incrim- inating Intercepts	Total Cost in \$	Other Than Manpower in \$	Arrests	Trials	Motions to Suppress Intercepts ⁶			Persons Con- victed	
										G	D	P		
NEW YORK, EASTERN (CONTINUED)														
318	109	15	30	1,660	551	2,220	86	7	-	-	-	-	2	
319	84	57	51	4,780	642	61,068	711	18	-	-	-	-	-	
320	68	32	79	2,185	353	52,438	625	2	-	-	-	-	-	
321	53	26	32	1,395	277	46,813	-	7	-	-	-	-	2	
322	119	55	20	6,595	225	71,274	2,000	14	-	-	-	-	-	
323	35	27	25	928	32	28,082	-	-	-	-	-	-	-	
324	60	17	81	1,020	64	3 9,380	12,500	RELATED TO NO. 317						
325	38	23	7	875	29	15,589	-	-	-	-	-	-	-	
326	60	-	-	-	-	4,480	-	-	-	-	-	-	-	
327	30	20	42	612	31	RELATED TO NO. 315								
328	68	42	6	2,838	7	29,858	1,127	2	-	-	-	-	-	
329	30	16	4	488	5	12,872	1,965	-	-	-	-	-	-	
330	I	-	-	-	-	1,187	-	-	-	-	-	-	-	
331	80	22	35	1,767	30	43,486	-	-	-	-	-	-	-	
332	54	13	24	698	116	25,618	4,165	9	-	-	-	-	-	
333	120	45	237	5,390	428	750,480	538,000	5	-	-	-	-	-	
334	30	39	393	1,157	15	31,137	1,778	1	-	-	-	-	-	
335	30	4	33	112	45	1,589	-	-	-	-	-	-	-	
336	28	34	48	956	343	17,983	1,779	-	-	-	-	-	-	
NEW YORK, SOUTHERN														
337**	60	83	10	5,000	300	55,760	2,000	RELATED TO NO. 339**						
338**	150	100	20	15,000	700	RELATED TO NO. 339**								
339**	145	145	50	21,000	2,000	173,000	5,000	28	-	-	-	-	-	
340	240	41	141	9,871	2,280	332,852	11,672	-	-	-	-	-	-	
341**	83	77	43	6,367	45	138,432	-	29	-	-	-	-	24	
342**	47	21	27	986	105	36,096	-	-	-	-	-	-	-	
343	103	19	85	1,969	618	117,524	-	21	-	-	-	-	-	
344	82	18	175	1,455	160	19,403	960	19	-	-	-	-	-	
345	60	132	67	7,920	2,376	461,440	-	-	-	-	-	-	-	
346	108	50	113	5,390	330	077,126	771	RELATED TO NO. 320						

⁴NI indicates never installed. I indicates installed but never used.

⁵NR indicates not reported or could not be determined.

⁶Motions: G=Granted, D=Denied, P=Pending.

* This wiretap was terminated during 1995 or 1996, but was not reported at that time because it was part of an ongoing investigation.

**This wiretap was terminated during 1997, but was not reported at that time because it was part of an ongoing investigation.

TABLE A-1
UNITED STATES DISTRICT COURTS

CALENDAR YEAR 1998

REPORT BY JUDGES OF COURT-AUTHORIZED INTERCEPTS OF WIRE, ORAL, OR ELECTRONIC COMMUNICATIONS
PURSUANT TO 18 U.S.C. 2519

A.O. Number	Authorizing Official		Offense Specified	Intercept		Date of Application	Authorized Length		
	Judge	Attorney General ¹		Type ²	Place ³		Original Order (Days)	Number of Extensions	Total Length (Days)
NEW YORK, SOUTHERN (CONTINUED)									
347	SOTOMAYOR	WARREN	BRIBERY	PE	BO8	12/08/1997	30	2	90
348**	DUFFY	DIGREGORY	NARCOTICS	E	O8	12/10/1997	30	-	30
349	STANTON	WARREN	NARCOTICS	E	O8	01/09/1998	30	1	60
350	CEDARBAUM	WARREN	NARCOTICS	E	O8	01/22/1998	30	-	30
351	COTE	KEENEY	RACKETEERING	E	O8	01/29/1998	30	1	60
352	COTE	KEENEY	BRIBERY	M	O22	02/04/1998	30	-	30
353	KNAPP	DENERSTEIN	NARCOTICS	E	O12	02/05/1998	30	2	90
354	DUFFY	KEENEY	\$LAUNDERING	E	O8	02/11/1998	30	-	30
355	DUFFY	WARREN	NARCOTICS	E	O8	02/13/1998	30	-	30
356	JOHNSON	WARREN	NARCOTICS	E	O8	02/13/1998	30	-	30
357	PATTERSON	WARREN	NARCOTICS	E	O8	02/17/1998	30	-	30
358	COTE	WARREN	\$LAUNDERING	P	B	02/23/1998	30	2	90
359	CEDARBAUM	WARREN	KIDNAPPING	PE	SAO8	03/12/1998	30	3	120
360	GRIESA	WARREN	NARCOTICS	P	A	03/21/1998	30	3	120
361	MUKASEY	RICHARD	NARCOTICS	PE	SO8	04/01/1998	30	-	30
362	MUKASEY	WARREN	RACKETEERING	M	A	04/03/1998	30	1	60
363	KNAPP	WARREN	NARCOTICS	E	O8	04/06/1998	30	-	30
364	MUKASEY	KEENEY	NARCOTICS	PE	BO8	04/10/1998	30	2	90
365	MUKASEY	WARREN	ROBBERY	P	O23	04/10/1998	30	1	60
366	WOOD	WARREN	NARCOTICS	P	A	04/23/1998	30	5	180
367	CHIN	WARREN	NARCOTICS	E	O8	05/11/1998	30	-	30
368	CHIN	WARREN	NARCOTICS	P	SA	05/12/1998	30	-	30
369	SWEET	WARREN	NARCOTICS	E	O8	05/18/1998	30	3	120
370	KEENAN	DIGREGORY	\$LAUNDERING	E	O13	05/29/1998	30	3	120
371	WARD	DIGREGORY	NARCOTICS	E	O8	06/11/1998	30	-	30
372	WARD	WARREN	NARCOTICS	P	A	06/25/1998	30	-	30
373	STEIN	RICHARD	NARCOTICS	PE	BO8	07/15/1998	30	2	90
374	SOTOMAYOR	WARREN	NARCOTICS	E	O8	08/04/1998	30	-	30
375	KEENAN	RICHARD	CONSPIRACY	E	O8,O12	08/07/1998	30	1	60
376	SCHEINDLIN	DIGREGORY	NARCOTICS	P	A	12/01/1998	30	-	30

¹ The attorney general or designee authorized the filing of the reported applications under provisions of 18 U.S.C. 2516.

² Type: P=Phone Wire, M=Micro-Eavesdrop, E=Electronic, NR=Not Reported.

³ Place: S=Single-Family Dwelling, A=Apartment, M=Multiple Dwelling, B=Business, R=Roving, O=Other.

Other: 6=Automobile/Van, 7=Briefcase, 8=Cellular/Mobile Phone, 9=Cemetery, 10=Closed Circuit TV, 11=Container, 12=Digital Display Pager, 13=Facsimile, 14=Garage/Parking Lot, 15=Hospital, 16=Hotel Room/Motel Room, 17=Jail, 18=Mobile Home/Trailer, 19=Package/Cargo, 20=Pay Phone, 21=Pen Register, 22=Prison, 23=Social Club, 24=Storage, 25=Telefax, 26=Courthouse, 27=Street, 28=Computer, 29=School.

TABLE A-1
UNITED STATES DISTRICT COURTS

CALENDAR YEAR 1998

REPORT BY PROSECUTORS OF COURT-AUTHORIZED INTERCEPTS OF WIRE, ORAL, OR ELECTRONIC COMMUNICATIONS
PURSUANT TO 18 U.S.C. 2519

A.O. Number	Number of Days in Oper-ation ⁴	Average Inter-cepts per Day	Number of ⁵			Costs		Number of					
			Persons Inter-cepted	Intercepts	Incrim-inating Intercepts	Total Cost in \$	Other Than Manpower in \$	Arrests	Trials	Motions to Suppress Intercepts ⁶			Persons Conv-icted
										G	D	P	
NEW YORK, SOUTHERN (CONTINUED)													
347	90	76	1,200	6,873	500	63,837	1,714	28	-	-	-	-	-
348**	8	-	-	-	-	2,665	661	-	-	-	-	-	-
349	42	32	13	1,327	191	49,715	-	19	-	-	-	-	17
350	27	45	89	1,214	191	24,596	12,500	24	-	-	-	-	-
351	56	61	31	3,404	400	119,796	1,875	-	-	-	-	-	-
352	29	34	8	989	11	32,669	236	-	-	-	-	-	-
353	52	41	65	2,140	2	2,769	-	-	-	-	-	-	-
354	30	17	20	501	27	RELATED TO NO. 343							
355	27	26	61	715	51	9,010	700	RELATED TO NO. 344					
356	9	39	4	349	31	16,254	-	-	-	-	-	-	-
357	30	118	35	3,525	1,234	23,104	-	-	-	-	-	-	-
358	65	74	76	4,823	418	81,984	-	6	-	-	-	-	6
359	120	108	55	12,937	1,155	259,451	-	7	-	-	1	-	-
360	85	80	338	6,826	486	122,916	4,678	13	-	-	-	-	-
361	15	23	4	349	31	16,696	-	8	-	-	-	8	-
362	60	6	6	360	34	67,180	396	-	-	-	-	-	-
363	19	48	18	919	160	7,641	503	-	-	-	-	-	-
364	90	56	717	5,032	186	101,581	4,183	3	-	-	-	-	-
365	57	34	84	1,958	334	48,547	566	1	-	-	-	-	-
366	146	41	32	5,988	549	439,686	3,088	22	-	-	-	-	-
367	30	19	8	569	14	11,657	750	2	-	-	-	-	1
368	30	50	183	1,504	131	13,888	-	5	-	-	-	-	-
369	66	13	13	869	94	RELATED TO NO. 366							
370	115	-	1	17	17	100,352	1,052	3	-	-	-	-	-
371	26	23	39	604	86	25,009	1,525	-	-	-	-	-	-
372	30	82	20	2,453	2,000	13,440	-	5	-	-	-	-	5
373	90	94	1,209	8,442	133	84,812	1,116	2	-	-	-	-	-
374	21	95	35	2,000	1,800	18,816	-	RELATED TO NO. 372					
375	60	37	50	2,200	197	70,864	200	20	-	-	-	-	-
376	10	43	8	425	13	5,889	400	-	-	-	-	-	-

⁴NI indicates never installed. I indicates installed but never used.

⁵NR indicates not reported or could not be determined.

⁶Motions: G=Granted, D=Denied, P=Pending.

* This wiretap was terminated during 1995 or 1996, but was not reported at that time because it was part of an ongoing investigation.

**This wiretap was terminated during 1997, but was not reported at that time because it was part of an ongoing investigation.

TABLE A-1
UNITED STATES DISTRICT COURTS

CALENDAR YEAR 1998

REPORT BY JUDGES OF COURT-AUTHORIZED INTERCEPTS OF WIRE, ORAL, OR ELECTRONIC COMMUNICATIONS
PURSUANT TO 18 U.S.C. 2519

A.O. Number	Authorizing Official		Offense Specified	Intercept		Date of Application	Authorized Length		
	Judge	Attorney General ¹		Type ²	Place ³		Original Order (Days)	Number of Extensions	Total Length (Days)
NEW YORK, WESTERN									
377*	LARIMER	KEENEY	NARCOTICS	P	S	08/13/1996	30	-	30
378*	LARIMER	RICHARD	NARCOTICS	P	S	08/30/1996	30	3	120
379*	SKRETNY	GUERRA	NARCOTICS	E	O12	11/01/1996	30	2	90
380**	KRETNY	GUERRA	NARCOTICS	E	O12	11/13/1996	30	3	120
381**	SKRETNY	GUERRA	NARCOTICS	E	O12	01/08/1997	30	2	90
382	SKRETNY	GUERRA	NARCOTICS	E	O12	10/21/1997	30	4	150
383	SKRETNY	DIGREGORY	NARCOTICS	P	A	12/30/1997	30	-	30
384	SKRETNY	GUERRA	NARCOTICS	E	O12	01/06/1998	30	-	30
385	SKRETNY	GUERRA	NARCOTICS	E	O12	01/29/1998	30	-	30
386	SKRETNY	KNAPP	NARCOTICS	E	O12	02/09/1998	30	-	30
387	SKRETNY	GUERRA	NARCOTICS	E	O12	02/20/1998	30	-	30
388	SKRETNY	GUERRA	NARCOTICS	E	O12	03/30/1998	30	5	180
389	ARCARA	WYDASH	NARCOTICS	E	O12	04/08/1998	30	1	60
390	SKRETNY	GUERRA	NARCOTICS	E	O12	06/24/1998	30	1	60
391	SKRETNY	GUERRA	NARCOTICS	E	O12	07/24/1998	30	1	60
392	SKRETNY	DIGREGORY	RACKETEERING	P	O16	11/25/1998	30	-	30
NORTH CAROLINA, WESTERN									
393	MULLEN	KEENEY	NARCOTICS	PE	SO8,O12	12/02/1997	30	1	60
394	VOORHEES	HIGDON	NARCOTICS	P	SB	12/19/1997	30	1	60
395	VOORHEES	KEENEY	LARCENY	P	S	02/10/1998	30	-	30
396	MULLEN	KEENEY	LARCENY	P	O20	02/20/1998	30	-	30
397	MULLEN	KEENEY	LARCENY	P	B	02/23/1998	30	-	30
398	MULLEN	KEENEY	MURDER	M	O16	02/25/1998	30	-	30
OHIO, NORTHERN									
399	O'MALLEY	KEENEY	NARCOTICS	E	O8	09/30/1997	30	3	120
400	NUGENT	DIGREGORY	NARCOTICS	E	O8	03/19/1998	30	-	30
401	POTTER	BAUER	NARCOTICS	E	O12	04/03/1998	30	1	60
402	NUGENT	BULFORD	NARCOTICS	E	O12	04/16/1998	30	3	120
403	NUGENT	WARREN	NARCOTICS	P	S	04/17/1998	30	-	30
404	O'MALLEY	BAKEMAN	NARCOTICS	E	O12	04/29/1998	30	2	90

¹ The attorney general or designee authorized the filing of the reported applications under provisions of 18 U.S.C. 2516.

² Type: P=Phone Wire, M=Micro-Eavesdrop, E=Electronic, NR=Not Reported.

³ Place: S=Single-Family Dwelling, A=Apartment, M=Multiple Dwelling, B=Business, R=Roving, O=Other.

Other: 6=Automobile/Van, 7=Briefcase, 8=Cellular/Mobile Phone, 9=Cemetery, 10=Closed Circuit TV, 11=Container, 12=Digital Display Pager, 13=Facsimile, 14=Garage/Parking Lot, 15=Hospital, 16=Hotel Room/Motel Room, 17=Jail, 18=Mobile Home/Trailer, 19=Package/Cargo, 20=Pay Phone, 21=Pen Register, 22=Prison, 23=Social Club, 24=Storage, 25=Telefax, 26=Courthouse, 27=Street, 28=Computer, 29=School.

TABLE A-1
UNITED STATES DISTRICT COURTS

CALENDAR YEAR 1998

REPORT BY PROSECUTORS OF COURT-AUTHORIZED INTERCEPTS OF WIRE, ORAL, OR ELECTRONIC COMMUNICATIONS
PURSUANT TO 18 U.S.C. 2519

A.O. Number	Number of Days in Oper- ation ⁴	Average Inter- cepts per Day	Number of ⁵			Costs		Number of						
			Persons Inter- cepted	Intercepts	Incrim- inating Intercepts	Total Cost in \$	Other Than Manpower in \$	Arrests	Trials	Motions to Suppress Intercepts ⁶			Persons Con- victed	
										G	D	P		
NEW YORK, WESTERN														
377*	27	9	20	256	66	8,396	620	21	-	-	-	-	4	
378*	94	57	55	5,400	1,027	27,832	760	RELATED TO NO. 377*						
379*	60	16	NR	969	NR	-	-	-	-	-	-	-	-	
380**	115	27	NR	3,055	NR	-	-	-	-	-	-	-	-	
381**	78	16	NR	1,211	NR	-	-	-	-	-	-	-	-	
382	104	16	NR	1,669	NR	-	-	RELATED TO NO. 384						
383	30	151	87	4,540	267	29,629	5,831	-	-	-	-	-	-	
384	19	9	NR	175	NR	-	-	15	-	-	-	-	4	
385	23	6	NR	145	NR	-	-	RELATED TO NO. 384						
386	10	-	1	1	1	356	-	-	-	-	-	-	-	
387	12	11	NR	126	NR	-	-	RELATED TO NO. 384						
388	173	23	NR	3,912	NR	-	-	-	-	-	-	-	-	
389	60	31	-	1,850	90	2,573	-	-	-	-	-	-	-	
390	87	10	NR	863	NR	-	-	-	-	-	-	-	-	
391	57	15	NR	839	NR	-	-	-	-	-	-	-	-	
392	23	13	26	298	37	6,974	795	-	-	-	-	-	-	
NORTH CAROLINA, WESTERN														
393	57	12	21	678	132	99,789	42,385	10	-	-	-	-	-	
394	58	81	113	4,713	275	121,760	26,000	21	-	-	-	-	16	
395	20	17	23	348	94	27,764	3,319	-	-	-	-	-	-	
396	3	4	3	12	5	RELATED TO NO. 398		RELATED TO NO. 394						
397	6	42	5	249	26	7,333	-	RELATED TO NO. 394						
398	5	2	3	8	5	6,111	-	RELATED TO NO. 394						
OHIO, NORTHERN														
399	114	47	181	5,388	2,136	184,078	2,000	59	-	-	-	-	54	
400	15	16	50	237	41	14,232	159	-	-	-	-	-	-	
401	59	13	142	760	55	386	-	-	-	-	-	-	-	
402	120	48	18	5,782	474	386	-	-	-	-	-	-	-	
403	30	33	96	989	107	30,303	744	-	-	-	-	-	-	
404	77	51	295	3,931	2,946	1,157	-	RELATED TO NO. 405						

⁴NI indicates never installed. I indicates installed but never used.

⁵NR indicates not reported or could not be determined.

⁶Motions: G=Granted, D=Denied, P=Pending.

* This wiretap was terminated during 1995 or 1996, but was not reported at that time because it was part of an ongoing investigation.

**This wiretap was terminated during 1997, but was not reported at that time because it was part of an ongoing investigation.

TABLE A-1
UNITED STATES DISTRICT COURTS

CALENDAR YEAR 1998

REPORT BY JUDGES OF COURT-AUTHORIZED INTERCEPTS OF WIRE, ORAL, OR ELECTRONIC COMMUNICATIONS
PURSUANT TO 18 U.S.C. 2519

A.O. Number	Authorizing Official		Offense Specified	Intercept		Date of Application	Authorized Length		
	Judge	Attorney General ¹		Type ²	Place ³		Original Order (Days)	Number of Extensions	Total Length (Days)
OHIO, NORTHERN (CONTINUED)									
405	O'MALLEY	WARREN	NARCOTICS	E	O8	04/29/1998	30	2	90
406	O'MALLEY	BAKEMAN	NARCOTICS	E	O12	05/11/1998	30	-	30
407	O'MALLEY	DIGREGORY	NARCOTICS	E	O8	06/09/1998	30	-	30
408	O'MALLEY	BAKEMAN	NARCOTICS	E	O12	06/12/1998	30	-	30
409	MANOS	WARREN	NARCOTICS	P	A	06/19/1998	30	-	30
410	O'MALLEY	WARREN	NARCOTICS	E	O8	06/30/1998	30	-	30
411	DOWD	WARREN	NARCOTICS	P	S	07/24/1998	30	-	30
412	DOWD	WARREN	NARCOTICS	PE	SO8,O12	08/18/1998	30	1	60
413	DOWD	BULFORD	NARCOTICS	E	O12	09/30/1998	30	1	60
414	POLSTER	WARREN	NARCOTICS	E	O8	10/15/1998	30	-	30
415	POLSTER	DIGREGORY	NARCOTICS	E	O8	11/25/1998	30	-	30
OHIO, SOUTHERN									
416	WEBER	TOWNSEND	NARCOTICS	P	S	02/19/1998	30	2	90
417	DLOTT	WARREN	NARCOTICS	P	B	03/19/1998	30	1	60
418	BECKWITH	DIGREGORY	NARCOTICS	E	BO13	07/22/1998	30	-	30
OKLAHOMA, NORTHERN									
419	KERN	RICHARD	NARCOTICS	P	S	09/23/1998	30	1	60
420	KERN	KEENEY	NARCOTICS	P	S	10/09/1998	30	1	60
OKLAHOMA, WESTERN									
421**	ALLEY	WARREN	NARCOTICS	P	S	02/10/1997	30	2	90
422**	ALLEY	WARREN	NARCOTICS	E	O8	04/29/1997	30	-	30
423	CAUTHRON	WARREN	NARCOTICS	P	S	04/15/1998	30	-	30
OREGON									
424	HAGGERTY	WARREN	NARCOTICS	P	B	03/20/1998	30	2	90
425	HAGGERTY	WARREN	NARCOTICS	PE	SO12	04/02/1998	30	2	90
PENNSYLVANIA, EASTERN									
426	DRAZELL	WARREN	NARCOTICS	P	O20	11/12/1997	30	2	90
427	BRODY	KEENEY	NARCOTICS	P	S	11/26/1997	30	1	60
428**	SHAPIRO	WARREN	NARCOTICS	P	S	12/03/1997	30	-	30
429	VAN ANTWERPEN	KEENEY	\$LAUNDERING	E	O13	12/31/1997	30	2	90

¹ The attorney general or designee authorized the filing of the reported applications under provisions of 18 U.S.C. 2516.

² Type: P=Phone Wire, M=Micro-Eavesdrop, E=Electronic, NR=Not Reported.

³ Place: S=Single-Family Dwelling, A=Apartment, M=Multiple Dwelling, B=Business, R=Roving, O=Other.

Other: 6=Automobile/Van, 7=Briefcase, 8=Cellular/Mobile Phone, 9=Cemetery, 10=Closed Circuit TV, 11=Container, 12=Digital Display Pager, 13=Facsimile, 14=Garage/Parking Lot, 15=Hospital, 16=Hotel Room/Motel Room, 17=Jail, 18=Mobile Home/Trailer, 19=Package/Cargo, 20=Pay Phone, 21=Pen Register, 22=Prison, 23=Social Club, 24=Storage, 25=Telefax, 26=Courthouse, 27=Street, 28=Computer, 29=School.

TABLE A-1
UNITED STATES DISTRICT COURTS

CALENDAR YEAR 1998

REPORT BY PROSECUTORS OF COURT-AUTHORIZED INTERCEPTS OF WIRE, ORAL, OR ELECTRONIC COMMUNICATIONS
PURSUANT TO 18 U.S.C. 2519

A.O. Number	Number of Days in Oper- ation ⁴	Average Inter- cepts per Day	Number of ⁵			Costs		Number of					
			Persons Inter- cepted	Intercepts	Incrim- inating Intercepts	Total Cost in \$	Other Than Manpower in \$	Arrests	Trials	Motions to Suppress Intercepts ⁶			Persons Con- victed
										G	D	P	
OHIO, NORTHERN (CONTINUED)													
405	77	55	283	4,261	1,394	45,568	557	45	-	-	-	-	-
406	7	1	9	10	1	380	-	-	-	-	-	-	-
407	11	49	55	543	151	5,236	118	-	-	-	-	-	-
408	30	43	217	1,292	872	380	-	RELATED TO NO. 405					
409	21	34	45	716	64	1 0,335	278	RELATED TO NO. 405					
410	10	66	82	658	152	4,841	222	RELATED TO NO. 405					
411	22	106	98	2,321	66	18,268	207	-	-	-	-	-	-
412	51	103	237	5,271	619	81,138	2,602	-	-	-	-	-	-
413	60	26	38	1,582	494	3,071	-	-	-	-	-	-	-
414	21	23	44	475	98	10,881	143	-	-	-	-	-	-
415	21	3	13	68	35	11,313	76	-	-	-	-	-	-
OHIO, SOUTHERN													
416	88	6	49	515	92	130,424	9,000	-	-	-	-	-	-
417	60	4	20	269	25	RELATED TO NO. 416							
418	19	164	181	3,122	1,062	17,300	3,000	-	-	-	-	-	-
OKLAHOMA, NORTHERN													
419	60	35	218	2,091	334	8,958	1,150	-	-	-	-	-	-
420	60	67	251	3,999	189	90,976	2,977	-	-	-	-	-	-
OKLAHOMA, WESTERN													
421**	90	16	155	1,483	208	201,716	15,000	23	1	-	-	-	22
422**	30	3	20	88	18	RELATED TO NO. 421**							
423	28	32	57	893	26	49,498	500	1	-	-	1	-	-
OREGON													
424	90	43	1,094	3,850	373	166,859	1,386	-	-	-	-	-	-
425	82	186	55	15,245	111	304,298	9,000	-	-	-	-	-	-
PENNSYLVANIA, EASTERN													
426	88	91	186	8,021	772	80,924	1,634	-	-	-	-	-	-
427	60	7	116	418	115	145,632	4,512	11	-	-	-	-	-
428**	11	11	20	121	43	28,375	2,000	-	-	-	-	-	-
429	90	24	306	2,204	454	145,506	7,050	-	-	-	-	-	-

⁴NI indicates never installed. I indicates installed but never used.

⁵NR indicates not reported or could not be determined.

⁶Motions: G=Granted, D=Denied, P=Pending.

* This wiretap was terminated during 1995 or 1996, but was not reported at that time because it was part of an ongoing investigation.

**This wiretap was terminated during 1997, but was not reported at that time because it was part of an ongoing investigation.

TABLE A-1
UNITED STATES DISTRICT COURTS

CALENDAR YEAR 1998

REPORT BY JUDGES OF COURT-AUTHORIZED INTERCEPTS OF WIRE, ORAL, OR ELECTRONIC COMMUNICATIONS
PURSUANT TO 18 U.S.C. 2519

A.O. Number	Authorizing Official		Offense Specified	Intercept		Date of Application	Authorized Length		
	Judge	Attorney General ¹		Type ²	Place ³		Original Order (Days)	Number of Extensions	Total Length (Days)
PENNSYLVANIA, EASTERN (CONTINUED)									
430	DALZELL	WARREN	NARCOTICS	P	S	01/16/1998	30	2	90
431	BARTLE	WARREN	NARCOTICS	E	O8	02/03/1998	30	-	30
432	KELLY	WARREN	NARCOTICS	P	O16	02/13/1998	30	-	30
433	GAWTHROP	WARREN	NARCOTICS	P	S	02/19/1998	30	1	60
434	BRODY	DIGREGORY	NARCOTICS	M	B	02/27/1998	30	-	30
435	BARTLE	WARREN	NARCOTICS	E	O8	03/06/1998	30	4	150
436	DALZELL	COHAN	NARCOTICS	E	O12	03/09/1998	30	3	120
437	DALZELL	COHAN	NARCOTICS	E	O12	03/09/1998	30	-	30
438	ROBRENO	TOWNSEND	RACKETEERING	E	O8	03/11/1998	30	1	60
439	DALZELL	WARREN	NARCOTICS	E	O8	04/16/1998	30	-	30
440	BARTLE	WARREN	NARCOTICS	P	S	04/17/1998	30	-	30
441	DALZELL	GOLDMAN	NARCOTICS	E	O12	04/17/1998	30	-	30
442	WALDMAN	WARREN	NARCOTICS	P	A	04/24/1998	30	1	60
443	BARTLE	RICHARD	NARCOTICS	E	O8	04/29/1998	30	4	150
444	GAWTHROP	WARREN	NARCOTICS	P	S	05/07/1998	30	1	60
445	DALZELL	WARREN	NARCOTICS	P	S	05/15/1998	30	-	30
446	KATZ	GRIEB	NARCOTICS	M	O11	05/27/1998	30	-	30
447	DALZELL	WARREN	NARCOTICS	E	O8	05/29/1998	30	-	30
448	WALDMAN	WARREN	NARCOTICS	E	O8	06/05/1998	30	-	30
449	KELLY	WARREN	NARCOTICS	E	O8	07/17/1998	30	1	60
450	DUBOIS	WARREN	NARCOTICS	P	B	07/29/1998	30	1	60
451	GAWTHROP	STARK	NARCOTICS	E	O12	08/26/1998	30	-	30
452	JOYNER	KEENEY	NARCOTICS	E	O8	08/31/1998	30	-	30
453	PADOVA	KEENEY	RACKETEERING	E	O8	10/09/1998	30	-	30
PENNSYLVANIA, MIDDLE									
454	VANASKIE	GURGANUS	NARCOTICS	E	O12	04/29/1998	30	-	30
455	VANASKIE	GURGANUS	NARCOTICS	E	O12	10/23/1998	30	-	30
PENNSYLVANIA, WESTERN									
456**	MCLAUGHLIN	KEENEY	RACKETEERING	M	O22	08/28/1997	30	3	120

¹ The attorney general or designee authorized the filing of the reported applications under provisions of 18 U.S.C. 2516.

² Type: P=Phone Wire, M=Micro-Eavesdrop, E=Electronic, NR=Not Reported.

³ Place: S=Single-Family Dwelling, A=Apartment, M=Multiple Dwelling, B=Business, R=Roving, O=Other.

Other: 6=Automobile/Van, 7=Briefcase, 8=Cellular/Mobile Phone, 9=Cemetery, 10=Closed Circuit TV, 11=Container, 12=Digital Display Pager, 13=Facsimile, 14=Garage/Parking Lot, 15=Hospital, 16=Hotel Room/Motel Room, 17=Jail, 18=Mobile Home/Trailer, 19=Package/Cargo, 20=Pay Phone, 21=Pen Register, 22=Prison, 23=Social Club, 24=Storage, 25=Telefax, 26=Courthouse, 27=Street, 28=Computer, 29=School.

TABLE A-1
UNITED STATES DISTRICT COURTS

CALENDAR YEAR 1998

REPORT BY PROSECUTORS OF COURT-AUTHORIZED INTERCEPTS OF WIRE, ORAL, OR ELECTRONIC COMMUNICATIONS
PURSUANT TO 18 U.S.C. 2519

A.O. Number	Number of Days in Oper- ation ⁴	Average Inter- cepts per Day	Number of ⁵			Costs		Number of						
			Persons Inter- cepted	Intercepts	Incrim- inating Intercepts	Total Cost in \$	Other Than Manpower in \$	Arrests	Trials	Motions to Suppress Intercepts ⁶			Persons Con- victed	
										G	D	P		
PENNSYLVANIA, EASTERN (CONTINUED)														
430	71	110	80	7,788	794	46,783	2,385	-	-	-	-	-	-	-
431	29	4	8	103	60	32,208	2,200	17	-	-	-	-	-	-
432	4	2	4	7	-	4,737	1,403	5	-	-	-	-	-	4
433	60	8	36	492	108	230,675	2,933	-	-	-	-	-	-	-
434	30	1	9	26	12	30,720	-	7	-	-	-	-	-	-
435	146	20	104	2,990	884	64,231	8,200	-	-	-	-	-	-	-
436	120	42	457	5,068	107	5,626	-	-	-	-	-	-	-	-
437	21	2	8	34	8	1,125	-	-	-	-	-	-	-	-
438	60	41	50	2,450	970	46,903	398	-	-	-	-	-	-	-
439	24	27	28	651	143	24,635	1,026	-	-	-	-	-	-	-
440	30	2	9	72	6	15,850	2,100	-	-	-	-	-	-	-
441	30	13	88	379	184	1,543	-	-	-	-	-	-	-	-
442	60	40	30	2,400	161	59,000	8,000	-	-	-	-	-	-	-
443	140	21	33	2,898	659	92,617	6,500	-	-	-	-	-	-	-
444	30	43	11	1,300	250	23,359	1,644	7	-	-	-	-	-	-
445	I	-	-	-	-	750	-	-	-	-	-	-	-	-
446	1	-	-	-	-	-	-	-	-	-	-	-	-	-
447	9	-	-	1	-	3,985	46	-	-	-	-	-	-	-
448	25	16	30	390	32	RELATED TO NO. 442		19	-	-	-	1	-	-
449	60	16	48	960	197	38,694	1,960	-	-	-	-	-	-	-
450	60	36	149	2,141	423	163,600	10,000	-	-	-	-	-	-	-
451	I	-	-	-	-	755	-	-	-	-	-	-	-	-
452	17	4	11	71	8	11,409	450	-	-	-	-	-	-	-
453	16	6	5	100	10	12,131	760	-	-	-	-	-	-	-
PENNSYLVANIA, MIDDLE														
454	30	14	79	413	NR	1,543	-	8	-	-	-	-	-	1
455	30	21	90	624	NR	1,516	-	-	-	-	-	-	-	-
PENNSYLVANIA, WESTERN														
456**	3	-	2	1	-	1,193	-	-	-	-	-	-	-	-

⁴NI indicates never installed. I indicates installed but never used.

⁵NR indicates not reported or could not be determined.

⁶Motions: G=Granted, D=Denied, P=Pending.

* This wiretap was terminated during 1995 or 1996, but was not reported at that time because it was part of an ongoing investigation.

**This wiretap was terminated during 1997, but was not reported at that time because it was part of an ongoing investigation.

TABLE A-1
UNITED STATES DISTRICT COURTS

CALENDAR YEAR 1998

REPORT BY JUDGES OF COURT-AUTHORIZED INTERCEPTS OF WIRE, ORAL, OR ELECTRONIC COMMUNICATIONS
PURSUANT TO 18 U.S.C. 2519

A.O. Number	Authorizing Official		Offense Specified	Intercept		Date of Application	Authorized Length		
	Judge	Attorney General ¹		Type ²	Place ³		Original Order (Days)	Number of Extensions	Total Length (Days)
PUERTO RICO									
457	LAFFITTE	ALEXANDER	NARCOTICS	E	O12	07/09/1997	30	6	210
458	DOMINGUEZ	WARREN	NARCOTICS	P	S	03/26/1998	30	-	30
459	PEREZ-GIMENEZ	KEENEY	NARCOTICS	E	O8	04/11/1998	30	-	30
460	PEREZ-GIMENEZ	KEENEY	NARCOTICS	E	O8	04/16/1998	30	2	90
461	FUSTE	WARREN	NARCOTICS	E	O8	05/04/1998	30	-	30
462	CEREZO	WARREN	NARCOTICS	P	S	05/15/1998	30	-	30
463	FUSTE	WARREN	NARCOTICS	E	O8	05/28/1998	30	-	30
464	LAFFITTE	WARREN	NARCOTICS	E	O8	06/18/1998	30	-	30
465	FUSTE	WARREN	NARCOTICS	E	O8	06/19/1998	30	1	60
466	CEREZO	WARREN	NARCOTICS	E	O8	08/07/1998	30	-	30
467	DOMINGUEZ	KEENEY	NARCOTICS	E	O8	08/27/1998	30	-	30
468	LAFFITTE	KEENEY	NARCOTICS	P	A	10/15/1998	30	1	60
469	FUSTE	KEENEY	NARCOTICS	M	B	11/03/1998	30	-	30
470	CASELLAS	KEENEY	NARCOTICS	E	O8	11/24/1998	30	-	30
471	PEREZ-GIMENEZ	DIGREGORY	NARCOTICS	E	O8	12/02/1998	30	-	30
RHODE ISLAND									
472	LAGUEUX	KEENEY	RACKETEERING	P	S	05/11/1998	30	-	30
TENNESSEE, EASTERN									
473	JARVIS	COOK	RACKETEERING	E	O12	02/10/1998	30	2	90
474	JARVIS	KEENEY	RACKETEERING	PE	SO8	04/10/1998	30	2	90
475	EDGAR	WARREN	NARCOTICS	PE	SBO8	04/22/1998	30	1	60
476	JARVIS	KEENEY	RACKETEERING	E	O8	04/30/1998	30	1	60
477	EDGAR	WARREN	NARCOTICS	E	O8	05/08/1998	30	2	90
TENNESSEE, MIDDLE									
478	NIXON	KEENEY	NARCOTICS	P	B	02/06/1998	30	2	90
479	NIXON	WARREN	NARCOTICS	E	O8	02/25/1998	30	-	30
480	NIXON	WARREN	NARCOTICS	E	O8	03/02/1998	30	-	30
481	NIXON	DIGREGORY	NARCOTICS	P	S	03/05/1998	30	-	30
482	NIXON	WARREN	NARCOTICS	E	O8	03/19/1998	30	-	30
483	NIXON	DIGREGORY	NARCOTICS	M	B	03/30/1998	30	-	30

¹ The attorney general or designee authorized the filing of the reported applications under provisions of 18 U.S.C. 2516.

² Type: P=Phone Wire, M=Micro-Eavesdrop, E=Electronic, NR=Not Reported.

³ Place: S=Single-Family Dwelling, A=Apartment, M=Multiple Dwelling, B=Business, R=Roving, O=Other.

Other: 6=Automobile/Van, 7=Briefcase, 8=Cellular/Mobile Phone, 9=Cemetery, 10=Closed Circuit TV, 11=Container, 12=Digital Display Pager, 13=Facsimile, 14=Garage/Parking Lot, 15=Hospital, 16=Hotel Room/Motel Room, 17=Jail, 18=Mobile Home/Trailer, 19=Package/Cargo, 20=Pay Phone, 21=Pen Register, 22=Prison, 23=Social Club, 24=Storage, 25=Telefax, 26=Courthouse, 27=Street, 28=Computer, 29=School.

TABLE A-1
UNITED STATES DISTRICT COURTS

CALENDAR YEAR 1998

REPORT BY PROSECUTORS OF COURT-AUTHORIZED INTERCEPTS OF WIRE, ORAL, OR ELECTRONIC COMMUNICATIONS
PURSUANT TO 18 U.S.C. 2519

A.O. Number	Number of Days in Oper-ation ⁴	Average Inter-cepts per Day	Number of ⁵			Costs		Number of					
			Persons Inter-cepted	Intercepts	Incrim-inating Intercepts	Total Cost in \$	Other Than Manpower in \$	Arrests	Trials	Motions to Suppress Intercepts ⁶			Persons Con- victed
										G	D	P	
PUERTO RICO													
457	205	14	1	2,789	158	11,940	535	-	-	-	-	-	-
458	26	27	50	711	17	35,784	2,000	9	-	-	1	-	-
459	18	16	19	289	99	23,396	4,000	14	-	-	-	-	-
460	78	13	75	1,000	136	84,924	47,424	RELATED TO NO. 458					
461	19	39	16	733	266	RELATED TO NO. 465							
462	29	52	38	1,507	135	44,271	950	-	-	-	-	-	-
463	13	21	30	274	108	RELATED TO NO. 465							
464	10	2	1	15	2	13,144	900	-	-	-	-	-	-
465	57	17	41	980	307	276,440	5,000	30	-	-	-	-	-
466	30	8	27	232	65	22,606	1,000	-	-	-	-	-	-
467	16	32	1	517	14	8,017	-	-	-	-	-	-	-
468	59	34	69	2,016	235	65,108	350	-	-	-	-	-	-
469	30	1	17	33	33	96,322	5,842	-	-	-	-	-	-
470	15	109	27	1,628	331	70,762	2,400	-	-	-	-	-	-
471	25	15	70	373	87	28,600	3,000	-	-	-	-	-	-
RHODE ISLAND													
472	30	132	35	3,967	465	64,818	1,500	-	-	-	-	-	-
TENNESSEE, EASTERN													
473	80	3	-	275	37	3,954	-	-	-	-	-	-	-
474	76	37	1,910	2,828	354	98,464	1,300	-	-	-	-	-	-
475	47	122	314	5,757	705	210,595	16,796	11	-	-	-	-	2
476	59	17	603	994	126	65,236	1,180	-	-	-	-	-	-
477	83	38	223	3,183	965	212,190	16,726	24	-	-	-	-	2
TENNESSEE, MIDDLE													
478	87	35	69	3,045	80	RELATED TO NO. 481							
479	9	6	10	51	2	12,812	5,900	RELATED TO NO. 485					
480	19	21	25	406	39	20,852	6,260	RELATED TO NO. 485					
481	30	9	16	284	31	166,631	2,023	4	1	-	1	1	3
482	20	48	22	967	117	21,360	6,000	RELATED TO NO. 485					
483	22	80	41	1,759	112	RELATED TO NO. 481							

⁴NI indicates never installed. I indicates installed but never used.

⁵NR indicates not reported or could not be determined.

⁶Motions: G=Granted, D=Denied, P=Pending.

* This wiretap was terminated during 1995 or 1996, but was not reported at that time because it was part of an ongoing investigation.

**This wiretap was terminated during 1997, but was not reported at that time because it was part of an ongoing investigation.

TABLE A-1
UNITED STATES DISTRICT COURTS

CALENDAR YEAR 1998

REPORT BY JUDGES OF COURT-AUTHORIZED INTERCEPTS OF WIRE, ORAL, OR ELECTRONIC COMMUNICATIONS
PURSUANT TO 18 U.S.C. 2519

A.O. Number	Authorizing Official		Offense Specified	Intercept		Date of Application	Authorized Length		
	Judge	Attorney General ¹		Type ²	Place ³		Original Order (Days)	Number of Extensions	Total Length (Days)
TENNESSEE, MIDDLE (CONTINUED)									
484	NIXON	KEENEY	NARCOTICS	E	O12	04/08/1998	30	-	30
485	NIXON	RICHARD	NARCOTICS	E	O8	04/20/1998	30	-	30
486	ECHOLS	WARREN	NARCOTICS	P	S	11/25/1998	30	-	30
TENNESSEE, WESTERN									
487	MCCALLA	DIGREGORY	NARCOTICS	M	B	01/20/1998	30	1	60
488	TURNER	WARREN	NARCOTICS	E	O8	07/21/1998	30	1	60
489	TURNER	WARREN	NARCOTICS	P	A	07/31/1998	30	1	60
TEXAS, NORTHERN									
490**	BUCHMEYER	WARREN	RACKETEERING	P	S	03/21/1997	30	3	120
491**	SOLIS	LITT	NARCOTICS	E	O8	05/05/1997	30	-	30
492**	KENDALL	WARREN	NARCOTICS	E	O8,O12	06/16/1997	30	2	90
493**	MALONEY	DIGREGORY	NARCOTICS	E	O8	07/08/1997	30	-	30
494**	MALONEY	WARREN	NARCOTICS	E	O8	07/31/1997	30	-	30
495	FITZWATER	KEENEY	NARCOTICS	E	O8	10/31/1997	30	6	210
496**	FITZWATER	KEENEY	NARCOTICS	P	S	11/26/1997	30	-	30
497**	FITZWATER	KEENEY	NARCOTICS	E	O12	11/26/1997	30	-	30
498	FITZWATER	KEENEY	NARCOTICS	E	O8	12/19/1997	30	1	60
499	SOLIS	KEENEY	NARCOTICS	E	O8	01/15/1998	30	4	150
500	SOLIS	KEENEY	NARCOTICS	P	S	01/16/1998	30	-	30
501	CUMMINGS	WARREN	NARCOTICS	E	O8	01/16/1998	30	2	90
502	SOLIS	KEENEY	NARCOTICS	E	O8	01/29/1998	30	-	30
503	SANDERS	WARREN	NARCOTICS	E	O8	02/12/1998	30	2	90
504	BUCHMEYER	WARREN	NARCOTICS	E	O8	03/05/1998	30	2	90
505	CUMMINGS	WARREN	\$LAUNDERING	P	S	03/30/1998	30	-	30
506	BUCHMEYER	WARREN	NARCOTICS	E	O8	04/02/1998	30	1	60
507	CUMMINGS	WARREN	NARCOTICS	P	S	05/01/1998	30	-	30
508	SOLIS	WARREN	NARCOTICS	P	S	05/04/1998	30	2	90
509	MCBRYDE	WARREN	NARCOTICS	E	O8	05/05/1998	30	1	60
510	SANDERS	WARREN	NARCOTICS	E	O8	06/24/1998	30	-	30
511	SOLIS	KEENEY	NARCOTICS	E	O8	07/16/1998	30	-	30

¹ The attorney general or designee authorized the filing of the reported applications under provisions of 18 U.S.C. 2516.

² Type: P=Phone Wire, M=Micro-Eavesdrop, E=Electronic, NR=Not Reported.

³ Place: S=Single-Family Dwelling, A=Apartment, M=Multiple Dwelling, B=Business, R=Roving, O=Other.

Other: 6=Automobile/Van, 7=Briefcase, 8=Cellular/Mobile Phone, 9=Cemetery, 10=Closed Circuit TV, 11=Container, 12=Digital Display Pager, 13=Facsimile, 14=Garage/Parking Lot, 15=Hospital, 16=Hotel Room/Motel Room, 17=Jail, 18=Mobile Home/Trailer, 19=Package/Cargo, 20=Pay Phone, 21=Pen Register, 22=Prison, 23=Social Club, 24=Storage, 25=Telefax, 26=Courthouse, 27=Street, 28=Computer, 29=School.

TABLE A-1
UNITED STATES DISTRICT COURTS

CALENDAR YEAR 1998

REPORT BY PROSECUTORS OF COURT-AUTHORIZED INTERCEPTS OF WIRE, ORAL, OR ELECTRONIC COMMUNICATIONS
PURSUANT TO 18 U.S.C. 2519

A.O. Number	Number of Days in Oper- ation ⁴	Average Inter- cepts per Day	Number of ⁵			Costs		Number of						
			Persons Inter- cepted	Intercepts	Incrim- inating Intercepts	Total Cost in \$	Other Than Manpower in \$	Arrests	Trials	Motions to Suppress Intercepts ⁶			Persons Con- victed	
										G	D	P		
TENNESSEE, MIDDLE (CONTINUED)														
484	28	6	-	160	-	RELATED TO NO. 481								
485	30	25	19	751	79	24,653	8,000	12	-	-	-	-	-	
486	25	25	9	618	6	29,499	-	-	-	-	-	-	-	
TENNESSEE, WESTERN														
487	60	47	48	2,793	615	237,468	5,185	1	-	-	-	-	1	
488	53	188	54	9,955	1,162	RELATED TO NO. 489								
489	44	23	11	994	85	204,442	11,579	-	-	-	-	-	-	
TEXAS, NORTHERN														
490**	120	41	68	4,956	1,438	141,073	6,500	-	-	-	-	-	-	
491**	NI	-	-	-	-	-	-	-	-	-	-	-	-	
492**	76	13	25	1,006	375	182,600	45,000	16	1	-	-	-	16	
493**	21	18	15	382	157	RELATED TO NO. 492**								
494**	30	13	15	400	150	RELATED TO NO. 492**								
495	207	12	23	2,462	719	495,900	96,000	13	-	-	-	-	-	
496**	27	105	176	2,840	175	110,814	2,666	7	-	-	-	-	-	
497**	27	4	-	120	-	RELATED TO NO. 496**								
498	55	35	131	1,931	530	RELATED TO NO. 496**								
499	129	25	24	3,210	825	RELATED TO NO. 495								
500	27	39	77	1,043	269	RELATED TO NO. 496**								
501	89	54	158	4,789	523	631,770	15,000	7	-	-	-	-	-	
502	14	24	280	329	153	23,603	1,250	1	-	-	-	-	1	
503	68	64	165	4,371	344	41,396	6,645	12	-	-	-	-	7	
504	88	12	12	1,040	312	RELATED TO NO. 495								
505	15	32	70	478	9	RELATED TO NO. 501								
506	60	15	11	911	326	RELATED TO NO. 495								
507	30	73	207	2,185	127	59,118	11,829	-	-	-	-	-	-	
508	90	53	30	4,800	300	162,306	70,000	15	-	-	-	-	2	
509	53	44	105	2,340	579	66,080	4,005	-	-	-	-	-	-	
510	13	5	14	71	25	66,172	1,537	4	-	-	-	-	-	
511	9	-	-	-	-	RELATED TO NO. 510								

⁴NI indicates never installed. I indicates installed but never used.

⁵NR indicates not reported or could not be determined.

⁶Motions: G=Granted, D=Denied, P=Pending.

* This wiretap was terminated during 1995 or 1996, but was not reported at that time because it was part of an ongoing investigation.

**This wiretap was terminated during 1997, but was not reported at that time because it was part of an ongoing investigation.

TABLE A-1
UNITED STATES DISTRICT COURTS

CALENDAR YEAR 1998

REPORT BY JUDGES OF COURT-AUTHORIZED INTERCEPTS OF WIRE, ORAL, OR ELECTRONIC COMMUNICATIONS
PURSUANT TO 18 U.S.C. 2519

A.O. Number	Authorizing Official		Offense Specified	Intercept		Date of Application	Authorized Length		
	Judge	Attorney General ¹		Type ²	Place ³		Original Order (Days)	Number of Extensions	Total Length (Days)
TEXAS, NORTHERN (CONTINUED)									
512	SOLIS	WARREN	NARCOTICS	P	S	07/22/1998	30	1	60
513	MEANS	WARREN	NARCOTICS	E	O8	07/29/1998	30	1	60
514	KENDALL	RICHARD	NARCOTICS	E	O8	08/10/1998	30	-	30
515	MEANS	WARREN	NARCOTICS	PE	BO8	09/22/1998	30	1	60
516	MEANS	WARREN	NARCOTICS	E	O8	10/26/1998	30	-	30
517	FISH	RICHARD	NARCOTICS	E	O8	11/24/1998	30	-	30
TEXAS, EASTERN									
518	BROWN	RICHARD	NARCOTICS	P	S	03/27/1998	30	-	30
TEXAS, SOUTHERN									
519	LAKE	KEENEY	NARCOTICS	E	O8	08/08/1997	30	5	180
520	HARMON	KEENEY	NARCOTICS	P	A	09/12/1997	30	4	150
521	LAKE	KEENEY	NARCOTICS	E	O8	10/07/1997	30	4	150
522	ROSENTHAL	DIGREGORY	NARCOTICS	PME	BO8	11/08/1997	30	4	150
523	HITTNER	WARREN	NARCOTICS	P	A	03/27/1998	30	2	90
524	LAKE	KEENEY	NARCOTICS	E	O8	05/04/1998	30	1	60
525	HOYT	WARREN	NARCOTICS	E	O8	05/13/1998	30	1	60
526	HARMON	WARREN	NARCOTICS	E	O8	06/08/1998	30	-	30
527	HARMON	WARREN	\$LAUNDERING	P	S	06/18/1998	30	-	30
528	HARMON	WARREN	NARCOTICS	E	O8	06/23/1998	30	2	90
529	HINOJOSA	RICHARD	NARCOTICS	P	S	07/15/1998	30	-	30
530	WERLEIN	WARREN	NARCOTICS	E	O8	07/21/1998	30	1	60
531	ROSENTHAL	RICHARD	NARCOTICS	E	O8	08/10/1998	30	-	30
532	HINOJOSA	DIGREGORY	NARCOTICS	P	S	09/03/1998	30	-	30
533	HUGHES	DIGREGORY	NARCOTICS	E	O8	10/01/1998	30	-	30
TEXAS, WESTERN									
534**	BRIONES	WARREN	NARCOTICS	PE	SO8	06/09/1997	30	2	90
535**	SPARKS	DIGREGORY	NARCOTICS	PE	SO8	09/29/1997	30	2	90
536	BRIONES	GALENSKI	NARCOTICS	PE	SO12	01/23/1998	30	-	30
537	HUDSPETH	WARREN	NARCOTICS	P	S	02/03/1998	30	-	30
538	BRIONES	KEENEY	NARCOTICS	M	B	04/06/1998	30	-	30

¹ The attorney general or designee authorized the filing of the reported applications under provisions of 18 U.S.C. 2516.

² Type: P=Phone Wire, M=Micro-Eavesdrop, E=Electronic, NR=Not Reported.

³ Place: S=Single-Family Dwelling, A=Apartment, M=Multiple Dwelling, B=Business, R=Roving, O=Other.

Other: 6=Automobile/Van, 7=Briefcase, 8=Cellular/Mobile Phone, 9=Cemetery, 10=Closed Circuit TV, 11=Container, 12=Digital Display Pager, 13=Facsimile, 14=Garage/Parking Lot, 15=Hospital, 16=Hotel Room/Motel Room, 17=Jail, 18=Mobile Home/Trailer, 19=Package/Cargo, 20=Pay Phone, 21=Pen Register, 22=Prison, 23=Social Club, 24=Storage, 25=Telefax, 26=Courthouse, 27=Street, 28=Computer, 29=School.

TABLE A-1
UNITED STATES DISTRICT COURTS

CALENDAR YEAR 1998

REPORT BY PROSECUTORS OF COURT-AUTHORIZED INTERCEPTS OF WIRE, ORAL, OR ELECTRONIC COMMUNICATIONS
PURSUANT TO 18 U.S.C. 2519

A.O. Number	Number of Days in Oper- ation ⁴	Average Inter- cepts per Day	Number of ⁵			Costs		Number of						
			Persons Inter- cepted	Intercepts	Incrim- inating Intercepts	Total Cost in \$	Other Than Manpower in \$	Arrests	Trials	Motions to Suppress Intercepts ⁶			Persons Con- victed	
										G	D	P		
TEXAS, NORTHERN (CONTINUED)														
512	60	67	60	4,000	250	127,316	35,000		RELATED TO NO. 508					
513	60	41	110	2,488	340	62,629	5,661	22	-	-	-	-	-	
514	30	80	30	2,400	100	81,153	35,000		RELATED TO NO. 508					
515	60	15	126	874	110	RELATED TO NO. 513								
516	17	6	19	106	22	RELATED TO NO. 513								
517	20	10	6	197	44	68,588	210	-	-	-	-	-	-	
TEXAS, EASTERN														
518	30	77	30	2,300	180	81,153	35,000	-	-	-	-	-	-	
TEXAS, SOUTHERN														
519	180	10	30	1,864	463	721,767	19,167	-	-	-	-	-	-	
520	145	47	182	6,840	455	240,101	1,950	8	-	-	-	-	-	
521	150	71	30	10,641	145	RELATED TO NO. 519								
522	150	70	40	10,452	230	RELATED TO NO. 519								
523	89	44	82	3,920	312	99,571	20,000	-	-	-	-	-	-	
524	60	51	161	3,047	680	96,294	6,689	-	-	-	-	-	-	
525	36	75	100	2,706	512	RELATED TO NO. 526								
526	21	42	100	884	188	60,000	-	2	-	-	-	-	-	
527	30	79	130	2,367	948	63,723	1,262	6	-	-	-	-	-	
528	70	52	68	3,611	171	88,316	1,167	2	-	-	-	-	-	
529	10	21	20	206	17	10,540	300	-	-	-	-	-	-	
530	36	62	50	2,240	162	60,000	-	-	-	-	-	-	-	
531	I	-	-	-	-	-	-	-	-	-	-	-	-	
532	30	91	30	2,730	40	16,140	300	-	-	-	-	-	-	
533	30	3	13	89	17	52,690	1,000	-	-	-	-	-	-	
TEXAS, WESTERN														
534**	75	151	46	11,322	524	340,270	4,270	14	-	-	-	-	-	
535**	90	86	596	7,755	716	336,895	5,000	10	-	-	-	-	10	
536	30	21	70	621	157	88,171	3,130	5	-	-	-	-	-	
537	27	185	70	4,984	731	171,887	33,430	17	-	-	-	-	-	
538	24	-	5	2	2	65,477	4,300	-	-	-	-	-	-	

⁴NI indicates never installed. I indicates installed but never used.

⁵NR indicates not reported or could not be determined.

⁶Motions: G=Granted, D=Denied, P=Pending.

* This wiretap was terminated during 1995 or 1996, but was not reported at that time because it was part of an ongoing investigation.

**This wiretap was terminated during 1997, but was not reported at that time because it was part of an ongoing investigation.

TABLE A-1
UNITED STATES DISTRICT COURTS

CALENDAR YEAR 1998

REPORT BY JUDGES OF COURT-AUTHORIZED INTERCEPTS OF WIRE, ORAL, OR ELECTRONIC COMMUNICATIONS
PURSUANT TO 18 U.S.C. 2519

A.O. Number	Authorizing Official		Offense Specified	Intercept		Date of Application	Authorized Length		
	Judge	Attorney General ¹		Type ²	Place ³		Original Order (Days)	Number of Extensions	Total Length (Days)
TEXAS, WESTERN (CONTINUED)									
539	BRIONES	WARREN	NARCOTICS	E	O8	04/06/1998	30	-	30
540	BRIONES	KEENEY	NARCOTICS	E	O12	05/05/1998	30	-	30
541	BRIONES	KEENEY	NARCOTICS	P	B	05/05/1998	30	-	30
542	BRIONES	WARREN	NARCOTICS	M	B	07/27/1998	30	3	120
543	BIERY	DIGREGORY	NARCOTICS	P	SB	10/13/1998	30	1	60
544	HUDSPETH	WARREN	NARCOTICS	E	O8	11/10/1998	30	-	30
545	BRIONES	WARREN	NARCOTICS	E	O8	11/10/1998	30	-	30
UTAH									
546	BENSON	KEENEY	NARCOTICS	E	O8	02/02/1998	30	1	60
547	BENSON	WARREN	NARCOTICS	E	O8	04/13/1998	30	-	30
548	CAMPBELL	WARREN	NARCOTICS	P	S	07/28/1998	30	2	90
549	CAMPBELL	DIGREGORY	NARCOTICS	M	S	10/01/1998	30	-	30
550	CAMPBELL	DIGREGORY	NARCOTICS	P	S	10/07/1998	30	-	30
VIRGIN ISLANDS									
551	MOORE	WARREN	NARCOTICS	P	M	03/25/1998	30	-	30
VIRGINIA, EASTERN									
552	MERHIGE	WARREN	GAMBLING	P	S	02/13/1998	30	-	30
553	BRINKEMA	KEENEY	NARCOTICS	P	S	04/08/1998	30	-	30
554	FRIEDMAN	WARREN	NARCOTICS	P	S	09/11/1998	30	-	30
VIRGINIA, WESTERN									
555	JONES	WARREN	NARCOTICS	P	S	03/30/1998	30	-	30
556	JONES	WARREN	NARCOTICS	P	S	05/26/1998	30	-	30
WASHINGTON, EASTERN									
557	MCDONALD	DIGREGORY	MURDER	M	S	07/25/1998	30	-	30
WASHINGTON, WESTERN									
558	ZILLY	WARREN	NARCOTICS	PE	AO8,O12	02/24/1998	30	1	60
559	MCGOVERN	WARREN	NARCOTICS	P	S	05/07/1998	30	-	30
560	ZILLY	WARREN	NARCOTICS	P	S	10/29/1998	30	-	30

¹ The attorney general or designee authorized the filing of the reported applications under provisions of 18 U.S.C. 2516.

² Type: P=Phone Wire, M=Micro-Eavesdrop, E=Electronic, NR=Not Reported.

³ Place: S=Single-Family Dwelling, A=Apartment, M=Multiple Dwelling, B=Business, R=Roving, O=Other.

Other: 6=Automobile/Van, 7=Briefcase, 8=Cellular/Mobile Phone, 9=Cemetery, 10=Closed Circuit TV, 11=Container, 12=Digital Display Pager, 13=Facsimile, 14=Garage/Parking Lot, 15=Hospital, 16=Hotel Room/Motel Room, 17=Jail, 18=Mobile Home/Trailer, 19=Package/Cargo, 20=Pay Phone, 21=Pen Register, 22=Prison, 23=Social Club, 24=Storage, 25=Telefax, 26=Courthouse, 27=Street, 28=Computer, 29=School.

TABLE A-1
UNITED STATES DISTRICT COURTS

CALENDAR YEAR 1998

REPORT BY PROSECUTORS OF COURT-AUTHORIZED INTERCEPTS OF WIRE, ORAL, OR ELECTRONIC COMMUNICATIONS
PURSUANT TO 18 U.S.C. 2519

A.O. Number	Number of Days in Oper- ation ⁴	Average Inter- cepts per Day	Number of ⁵			Costs		Number of						
			Persons Inter- cepted	Intercepts	Incrim- inating Intercepts	Total Cost in \$	Other Than Manpower in \$	Arrests	Trials	Motions to Suppress Intercepts ⁶			Persons Con- victed	
										G	D	P		
TEXAS, WESTERN (CONTINUED)														
539	28	2	15	57	8	RELATED TO NO. 538								
540	1	-	-	-	-	539	200	-	-	-	-	-	-	
541	7	2	1	16	1	RELATED TO NO. 538								
542	92	62	52	5,702	369	31,726	1,300	-	-	-	-	-	-	
543	59	50	25	2,950	295	200,352	4,000	6	-	-	-	-	-	
544	22	30	151	657	79	15,848	800	2	-	-	-	-	-	
545	29	37	31	1,076	88	15,706	6,250	-	-	-	-	-	-	
UTAH														
546	60	38	45	2,304	752	26,556	895	21	-	-	-	-	6	
547	18	59	37	1,059	411	69,737	1,127	22	-	-	-	-	8	
548	89	55	1,514	4,905	632	281,509	7,125	-	-	-	-	-	-	
549	30	18	54	554	56	74,421	1,445	-	-	-	-	-	-	
550	30	26	267	774	71	79,257	2,485	-	-	-	-	-	-	
VIRGIN ISLANDS														
551	30	82	151	2,453	449	31,165	3,260	-	-	-	-	-	-	
VIRGINIA, EASTERN														
552	15	21	35	313	42	23,274	790	1	-	-	-	-	1	
553	16	32	68	516	37	14,048	644	-	-	-	-	-	-	
554	30	31	53	921	57	64,558	120	3	-	-	-	-	-	
VIRGINIA, WESTERN														
555	19	27	47	512	28	43,714	450	3	-	-	-	-	-	
556	30	34	88	1,020	45	116,350	2,030	3	-	-	-	-	-	
WASHINGTON, EASTERN														
557	18	139	4	2,495	30	3,132	2,000	-	-	-	-	-	-	
WASHINGTON, WESTERN														
558	45	9	20	400	25	125,000	15,000	5	-	-	-	-	-	
559	30	129	456	3,882	378	145,607	45,189	9	-	-	-	-	-	
560	19	47	35	902	169	50,000	10,000	11	-	-	-	-	-	

⁴NI indicates never installed. I indicates installed but never used.

⁵NR indicates not reported or could not be determined.

⁶Motions: G=Granted, D=Denied, P=Pending.

* This wiretap was terminated during 1995 or 1996, but was not reported at that time because it was part of an ongoing investigation.

**This wiretap was terminated during 1997, but was not reported at that time because it was part of an ongoing investigation.

TABLE A-1
UNITED STATES DISTRICT COURTS

CALENDAR YEAR 1998

REPORT BY JUDGES OF COURT-AUTHORIZED INTERCEPTS OF WIRE, ORAL, OR ELECTRONIC COMMUNICATIONS
PURSUANT TO 18 U.S.C. 2519

A.O. Number	Authorizing Official		Offense Specified	Intercept		Date of Application	Authorized Length		
	Judge	Attorney General ¹		Type ²	Place ³		Original Order (Days)	Number of Extensions	Total Length (Days)
WISCONSIN, EASTERN									
561*	RANDA	WARREN	NARCOTICS	E	O8	10/14/1995	30	-	30
562*	RANDA	KEENEY	NARCOTICS	P	B	01/08/1996	30	1	60
563*	RANDA	KEENEY	NARCOTICS	P	B	02/06/1996	30	-	30
564*	RANDA	KEENEY	NARCOTICS	PE	SAO8	07/26/1996	30	1	60
WISCONSIN, WESTERN									
565*	SHABAZ	KEENEY	NARCOTICS	P	S	09/08/1995	30	-	30
566*	CRABB	DIGREGORY	BRIBERY	P	SB	12/04/1995	30	-	30

¹ The attorney general or designee authorized the filing of the reported applications under provisions of 18 U.S.C. 2516.

² Type: P=Phone Wire, M=Micro-Eavesdrop, E=Electronic, NR=Not Reported.

³ Place: S=Single-Family Dwelling, A=Apartment, M=Multiple Dwelling, B=Business, R=Roving, O=Other.

Other: 6=Automobile/Van, 7=Briefcase, 8=Cellular/Mobile Phone, 9=Cemetery, 10=Closed Circuit TV, 11=Container, 12=Digital Display Pager, 13=Facsimile, 14=Garage/Parking Lot, 15=Hospital, 16=Hotel Room/Motel Room, 17=Jail, 18=Mobile Home/Trailer, 19=Package/Cargo, 20=Pay Phone, 21=Pen Register, 22=Prison, 23=Social Club, 24=Storage, 25=Telefax, 26=Courthouse, 27=Street, 28=Computer, 29=School.

TABLE A-1
UNITED STATES DISTRICT COURTS

CALENDAR YEAR 1998

REPORT BY PROSECUTORS OF COURT-AUTHORIZED INTERCEPTS OF WIRE, ORAL, OR ELECTRONIC COMMUNICATIONS
PURSUANT TO 18 U.S.C. 2519

A.O. Number	Number of Days in Operation ⁴	Average Intercepts per Day	Number of ⁵			Costs		Number of					
			Persons Intercepted	Intercepts	Incriminating Intercepts	Total Cost in \$	Other Than Manpower in \$	Arrests	Trials	Motions to Suppress Intercepts ⁶			Persons Convicted
										G	D	P	
WISCONSIN, EASTERN													
561*	19	21	7	401	42	13,918	1,300	-	-	-	-	-	-
562*	50	136	26	6,812	441	62,996	1,300	1	-	-	-	-	1
563*	21	1	1	30	-	14,202	1,050	-	-	-	-	-	-
564*	59	70	59	4,141	442	95,188	2,500	34	-	-	-	-	2
WISCONSIN, WESTERN													
565*	30	30	28	910	204	33,958	2,100	3	-	-	-	-	3
566*	30	44	69	1,316	335	62,009	3,150	3	-	-	-	-	3

⁴NI indicates never installed. I indicates installed but never used.

⁵NR indicates not reported or could not be determined.

⁶Motions: G=Granted, D=Denied, P=Pending.

* This wiretap was terminated during 1995 or 1996, but was not reported at that time because it was part of an ongoing investigation.

**This wiretap was terminated during 1997, but was not reported at that time because it was part of an ongoing investigation.

SUPPLEMENTARY REPORT BY PROSECUTORS FOR INTERCEPTS TERMINATED IN CALENDAR YEAR 1989
AS OF DECEMBER 31, 1998

U.S. District Court	A.O. Report Number in 1989 Report*	Date of Application	Additional Activity During Calendar Year 1998							
			Cost in \$	Persons Arrested	Trials Completed	Motions to Suppress Intercepts**			Persons Con- victed	Offense for Which Convicted
						G	D	P		
ILLINOIS, NORTHERN										
	93	05/18/1989	-	9	1	-	-	-	9	RACKETEERING

*A sequence of report numbers followed by parentheses indicates reports involving the same investigation.

**Motions: G = Granted, D = Denied, P = Pending.

SUPPLEMENTARY REPORT BY PROSECUTORS FOR INTERCEPTS TERMINATED IN CALENDAR YEAR 1990
AS OF DECEMBER 31, 1998

U.S. District Court	A.O. Report Number in 1990 Report*	Date of Application	Additional Activity During Calendar Year 1998							
			Cost in \$	Persons Arrested	Trials Completed	Motions to Suppress Intercepts**			Persons Con- victed	Offense for Which Convicted
						G	D	P		
FLORIDA, SOUTHERN										
	43	10/24/1990	-	1	-	-	-	-	1	NARCOTICS
TEXAS, SOUTHERN										
	312	07/11/1990	-	8	-	1	-	-	8	NARCOTICS

*A sequence of report numbers followed by parentheses indicates reports involving the same investigation.

**Motions: G = Granted, D = Denied, P = Pending.

SUPPLEMENTARY REPORT BY PROSECUTORS FOR INTERCEPTS TERMINATED IN CALENDAR YEAR 1991
AS OF DECEMBER 31, 1998

U.S. District Court	A.O. Report Number in 1991 Report*	Date of Application	Additional Activity During Calendar Year 1998							
			Cost in \$	Persons Arrested	Trials Completed	Motions to Suppress Intercepts**			Persons Con- victed	Offense for Which Convicted
						G	D	P		
FLORIDA, MIDDLE										
	39	04/10/1991	-	4	2	-	-	-	6	NARCOTICS

*A sequence of report numbers followed by parentheses indicates reports involving the same investigation.

**Motions: G = Granted, D = Denied, P = Pending.

SUPPLEMENTARY REPORT BY PROSECUTORS FOR INTERCEPTS TERMINATED IN CALENDAR YEAR 1992
AS OF DECEMBER 31, 1998

U.S. District Court	A.O. Report Number in 1992 Report*	Date of Application	Additional Activity During Calendar Year 1998							
			Cost in \$	Persons Arrested	Trials Completed	Motions to Suppress Intercepts**			Persons Con- victed	Offense for Which Convicted
						G	D	P		
FLORIDA, SOUTHERN										
	81	02/11/1992	-	4	-	-	3	-	3	NARCOTICS
NEW YORK, NORTHERN										
	190	12/05/1991	-	3	1	-	-	-	1	NARCOTICS
NORTH CAROLINA, MIDDLE										
	267	11/12/1992	-	7	2	-	-	-	4	NARCOTICS
OREGON										
	281	07/27/1992	-	1	-	-	-	-	1	FRAUD

*A sequence of report numbers followed by parentheses indicates reports involving the same investigation.

**Motions: G = Granted, D = Denied, P = Pending.

SUPPLEMENTARY REPORT BY PROSECUTORS FOR INTERCEPTS TERMINATED IN CALENDAR YEAR 1993
AS OF DECEMBER 31, 1998

U.S. District Court	A.O. Report Number in 1993 Report*	Date of Application	Additional Activity During Calendar Year 1998							
			Cost in \$	Persons Arrested	Trials Completed	Motions to Suppress Intercepts**			Persons Con- victed	Offense for Which Convicted
						G	D	P		
ARKANSAS, EASTERN										
	11	12/30/1992	-	-	3	-	-	-	2	NARCOTICS
CONNECTICUT										
	66)	11/23/1992	-	-	-	-	-	-	-	
	67)	01/05/1993	-	-	-	-	-	-	-	
	68)	02/17/1993	-	-	-	-	-	-	1	RACKETEERING
	69)	04/27/1993	-	-	-	-	-	-	-	
	70)	04/27/1993	-	-	-	-	-	-	-	
	71)	05/07/1993	-	11	-	-	-	-	34	NARCOTICS
FLORIDA, SOUTHERN										
	96)	12/11/1992	-	-	-	-	-	-	-	
	97)	01/15/1993	-	-	-	-	-	-	-	
	101)	03/08/1993	-	1	3	-	-	-	8	NARCOTICS
MICHIGAN, EASTERN										
	180)	11/24/1992	-	-	-	-	-	-	-	
	185)	01/08/1993	-	17	1	-	6	-	6	RACKETEERING

*A sequence of report numbers followed by parentheses indicates reports involving the same investigation.

**Motions: G = Granted, D = Denied, P = Pending.

TABLE A-2
UNITED STATES DISTRICT COURTS

CALENDAR YEAR 1998

SUPPLEMENTARY REPORT BY PROSECUTORS FOR INTERCEPTS TERMINATED IN CALENDAR YEAR 1994
AS OF DECEMBER 31, 1998

U.S. District Court	A.O. Report Number in 1994 Report*	Date of Application	Additional Activity During Calendar Year 1998							
			Cost in \$	Persons Arrested	Trials Completed	Motions to Suppress Intercepts**			Persons Con- victed	Offense for Which Convicted
						G	D	P		
CONNECTICUT										
	94)	02/11/1994	-	-	-	-	-	-	-	
	95)	04/07/1994	-	-	-	-	-	-	-	
	96)	05/06/1994	-	-	-	-	-	-	-	
	97)	05/16/1994	-	-	-	-	-	-	2	RACKETEERING
	98	06/10/1994	-	18	1	-	-	-	17	NARCOTICS
	99)	06/28/1994	-	-	-	-	-	-	-	
	100)	07/28/1994	-	-	-	-	-	-	-	
	101)	08/04/1994	-	-	-	-	-	-	-	
	102)	08/12/1994	-	-	-	-	-	-	-	
	103)	08/19/1994	-	-	-	-	-	-	-	
	104)	09/01/1994	-	-	-	-	-	-	-	
IDAHO										
	154	04/04/1994	-	-	2	-	-	-	14	NARCOTICS
IOWA, NORTHERN										
	182	10/16/1993	-	4	1	-	-	-	3	NARCOTICS
MARYLAND										
	213)	05/11/1994	-	-	-	-	-	-	-	
	216)	08/10/1994	-	-	-	-	-	-	2	NARCOTICS
MICHIGAN, EASTERN										
	228	01/13/1994	-	1	-	-	-	-	1	NARCOTICS
	243)	09/12/1994	-	-	-	-	-	-	-	
	246)	10/21/1994	-	-	-	-	-	-	-	
	247	10/27/1994	-	-	1	-	-	-	1	RACKETEERING
	249)	11/02/1994	-	13	3	-	3	-	13	NARCOTICS
	250	11/03/1994	-	-	1	-	2	-	24	FRAUD
MISSISSIPPI, SOUTHERN										
	258	11/15/1993	-	1	-	-	-	-	-	

*A sequence of report numbers followed by parentheses indicates reports involving the same investigation.

**Motions: G = Granted, D = Denied, P = Pending.

SUPPLEMENTARY REPORT BY PROSECUTORS FOR INTERCEPTS TERMINATED IN CALENDAR YEAR 1994
AS OF DECEMBER 31, 1998

U.S. District Court	A.O. Report Number in 1994 Report*	Date of Application	Additional Activity During Calendar Year 1998							
			Cost in \$	Persons Arrested	Trials Completed	Motions to Suppress Intercepts**			Persons Con- victed	Offense for Which Convicted
						G	D	P		
NEBRASKA										
	281	01/19/1994	-	2	2	-	-	-	2	NARCOTICS
	283)	04/25/1994	-	-	-	-	-	-	-	
	284)	05/20/1994	-	-	-	-	-	-	3	NARCOTICS
	285)	06/03/1994	-	-	-	-	-	-	-	
	286)	06/16/1994	-	-	3	-	-	-	12	NARCOTICS
NEVADA										
	304	08/04/1994	-	1	-	-	-	-	1	\$LAUNDERING
NEW YORK, SOUTHERN										
	388	03/14/1994	-	24	1	-	-	-	19	RACKETEERING
OREGON										
	436)	01/06/1994	-	-	-	-	-	-	-	
	437)	03/18/1994	-	-	-	-	-	-	-	
	440)	06/27/1994	-	12	1	-	-	-	10	NARCOTICS
PENNSYLVANIA, EASTERN										
	452	09/22/1994	-	1	-	-	-	-	1	NARCOTICS
TEXAS, NORTHERN										
	484	03/11/1994	-	-	1	-	-	-	24	\$LAUNDERING

*A sequence of report numbers followed by parentheses indicates reports involving the same investigation.

**Motions: G = Granted, D = Denied, P = Pending.

SUPPLEMENTARY REPORT BY PROSECUTORS FOR INTERCEPTS TERMINATED IN CALENDAR YEAR 1995
AS OF DECEMBER 31, 1998

U.S. District Court	A.O. Report Number in 1995 Report*	Date of Application	Additional Activity During Calendar Year 1998							
			Cost in \$	Persons Arrested	Trials Completed	Motions to Suppress Intercepts**			Persons Con- victed	Offense for Which Convicted
						G	D	P		
ALABAMA, NORTHERN										
	4	04/20/1995	-	-	1	-	-	-	1	CONSPIRACY
ARIZONA										
	12)	04/28/1995	-	1	1	-	-	-	1	NARCOTICS
	16)	06/12/1995	-	-	-	-	-	-	-	
	17)	07/13/1995	-	-	-	-	-	-	-	
ARKANSAS, EASTERN										
	27	11/27/1995	-	-	3	-	-	-	11	NARCOTICS
CALIFORNIA, NORTHERN										
	28	12/20/1993	-	19	-	-	-	-	16	NARCOTICS
	30	11/02/1994	-	-	-	-	-	-	7	NARCOTICS
	43	05/23/1995	-	-	-	-	-	-	12	NARCOTICS
CONNECTICUT										
	99)	12/13/1994	-	-	-	-	-	-	-	
	100)	01/13/1995	-	-	-	-	-	-	-	
	101)	02/13/1995	-	-	-	-	-	-	-	
	102)	03/15/1995	-	-	-	-	-	-	-	
	103)	04/10/1995	-	-	-	-	-	-	-	
	104)	04/20/1995	-	-	-	-	-	-	-	
	105)	05/26/1995	-	-	-	-	-	-	-	
	106)	06/23/1995	-	-	-	-	-	-	-	
	107)	07/19/1995	-	-	-	-	-	-	-	
	108)	08/03/1995	-	-	-	-	-	-	-	
	109)	09/01/1995	-	56	4	-	-	-	56	NARCOTICS
FLORIDA, MIDDLE										
	128	12/01/1995	-	-	-	-	-	-	1	FRAUD
FLORIDA, SOUTHERN										
	131	11/11/1994	-	5	-	-	-	-	5	RACKETEERING
	132	12/19/1994	-	5	-	-	-	-	5	RACKETEERING
MASSACHUSETTS										
	214	04/11/1995	-	9	-	-	-	-	6	NARCOTICS

*A sequence of report numbers followed by parentheses indicates reports involving the same investigation.

**Motions: G = Granted, D = Denied, P = Pending.

SUPPLEMENTARY REPORT BY PROSECUTORS FOR INTERCEPTS TERMINATED IN CALENDAR YEAR 1995
AS OF DECEMBER 31, 1998

U.S. District Court	A.O. Report Number in 1995 Report*	Date of Application	Additional Activity During Calendar Year 1998							Persons Con- victed	Offense for Which Convicted
			Cost in \$	Persons Arrested	Trials Completed	Motions to Suppress Intercepts**					
						G	D	P			
MICHIGAN, EASTERN											
	223	01/05/1995	-	7	-	-	-	-	6	NARCOTICS	
	229	02/23/1995	-	3	1	-	-	-	3	NARCOTICS	
	236)	06/08/1995	-	-	-	-	-	-	-		
	240)	06/30/1995	-	-	-	-	-	-	-		
	241)	08/10/1995	-	-	-	-	-	-	-		
	246)	09/25/1995	-	-	-	-	-	-	-		
	248)	10/10/1995	-	-	-	-	-	-	-		
	249)	10/24/1995	-	27	3	-	-	-	18	NARCOTICS	
NEVADA											
	278	08/10/1995	-	1	-	-	-	-	1	NARCOTICS	
NEW MEXICO											
	298	05/08/1995	-	8	1	-	-	-	7	NARCOTICS	
NEW YORK, EASTERN											
	324	05/10/1995	-	2	-	-	-	-	2	NARCOTICS	
	328	09/12/1995	-	2	-	-	-	-	2	NARCOTICS	
NEW YORK, SOUTHERN											
	333	06/22/1994	-	24	1	-	-	-	23	\$LAUNDERING	
	363)	07/03/1995	-	-	-	-	-	-	-		
	375)	11/16/1995	-	2	-	-	-	-	2	NARCOTICS	
NEW YORK, WESTERN											
	377)	03/31/1994	-	-	-	-	-	-	-		
	378)	05/12/1994	-	-	-	-	-	-	-		
	379)	05/12/1994	-	-	-	-	-	-	-		
	380)	09/15/1994	-	-	-	-	-	-	-		
	381)	10/27/1994	-	11	1	-	-	-	1	NARCOTICS	
	383)	12/30/1994	-	-	-	-	-	-	-		
PENNSYLVANIA, EASTERN											
	417	01/06/1995	-	1	-	-	-	-	8	NARCOTICS	
	426	09/18/1995	-	3	-	-	-	-	3	NARCOTICS	

*A sequence of report numbers followed by parentheses indicates reports involving the same investigation.

**Motions: G = Granted, D = Denied, P = Pending.

SUPPLEMENTARY REPORT BY PROSECUTORS FOR INTERCEPTS TERMINATED IN CALENDAR YEAR 1995
AS OF DECEMBER 31, 1998

U.S. District Court	A.O. Report Number in 1995 Report*	Date of Application	Additional Activity During Calendar Year 1998								
			Cost in \$	Persons Arrested	Trials Completed	Motions to Suppress Intercepts**			Persons Con- victed	Offense for Which Convicted	
						G	D	P			
PUERTO RICO											
	430)	02/03/1994	-	-	-	-	-	-	-		
	431)	03/10/1994	-	-	-	-	-	-	-		
	432)	04/20/1994	-	-	-	-	-	-	-		
	433)	04/22/1994	-	-	-	-	-	-	-		
	434)	05/06/1994	-	-	-	-	-	-	-		
	435)	06/22/1994	-	-	-	-	-	-	-		
	436)	07/29/1994	-	2	-	-	-	-	-		
	439)	03/31/1995	-	22	-	-	-	-	21		NARCOTICS
	440)	04/19/1995	-	1	-	-	-	-	31		NARCOTICS
	441)	04/25/1995	-	-	-	-	-	-	-		
	442)	04/25/1995	-	-	-	-	-	-	-		
	446)	06/08/1995	-	-	-	-	-	-	-		
TENNESSEE, EASTERN											
	457	06/23/1995	-	1	-	-	-	-	2		NARCOTICS
TEXAS, NORTHERN											
	467	12/19/1994	-	-	-	-	-	-	3		FRAUD
TEXAS, EASTERN											
	481)	10/21/1994	-	-	-	-	-	1	8		FRAUD
	482)	11/10/1994	-	-	-	-	-	-	-		
TEXAS, SOUTHERN											
	485	01/05/1995	-	7	-	-	-	-	7		NARCOTICS
TEXAS, WESTERN											
	505	06/30/1995	-	4	-	-	-	-	1		FRAUD

*A sequence of report numbers followed by parentheses indicates reports involving the same investigation.

**Motions: G = Granted, D = Denied, P = Pending.

SUPPLEMENTARY REPORT BY PROSECUTORS FOR INTERCEPTS TERMINATED IN CALENDAR YEAR 1996
AS OF DECEMBER 31, 1998

U.S. District Court	A.O. Report Number in 1996 Report*	Date of Application	Additional Activity During Calendar Year 1998								
			Cost in \$	Persons Arrested	Trials Completed	Motions to Suppress Intercepts**			Persons Con- victed	Offense for Which Convicted	
						G	D	P			
ALASKA											
	1	12/04/1995	-	4	-	-	-	-	3	NARCOTICS	
ARIZONA											
	5)	01/30/1996	-	-	-	-	-	-	-		
	6)	01/30/1996	-	-	-	-	-	-	-		
	14)	05/15/1996	-	-	-	-	-	-	-		
	15)	07/19/1996	-	1	-	-	-	-	1	NARCOTICS	
	17)	07/26/1996	-	-	-	-	-	-	-		
	18)	08/28/1996	-	-	-	-	-	-	-		
	19)	09/05/1996	-	-	-	-	-	-	-		
	20)	09/06/1996	-	-	-	-	-	-	-		
CALIFORNIA, NORTHERN											
	27	09/05/1995	-	6	-	-	-	15	7	NARCOTICS	
	30	12/11/1995	-	-	1	-	-	-	15	NARCOTICS	
	32	01/04/1996	-	-	-	-	2	-	6	NARCOTICS	
CONNECTICUT											
	132	10/26/1995	-	-	-	-	-	-	11	NARCOTICS	
FLORIDA, SOUTHERN											
	169)	04/05/1996	-	4	-	-	-	-	2	NARCOTICS	
	171	04/12/1996	-	1	1	-	-	-	4	NARCOTICS	
	175)	05/17/1996	-	-	-	-	-	-	-		
	177)	06/20/1996	-	-	-	-	-	-	-		
	195	10/01/1996	-	1	-	-	-	-	3	NARCOTICS	
MARYLAND											
	256	04/24/1996	-	1	-	-	-	-	3	\$LAUNDERING	
	261)	09/13/1996	-	2	-	-	-	-	2	NARCOTICS	
	262)	10/01/1996	-	-	-	-	-	-	-		
MASSACHUSETTS											
	269	09/06/1996	-	4	-	-	-	-	-		

*A sequence of report numbers followed by parentheses indicates reports involving the same investigation.

**Motions: G = Granted, D = Denied, P = Pending.

SUPPLEMENTARY REPORT BY PROSECUTORS FOR INTERCEPTS TERMINATED IN CALENDAR YEAR 1996
AS OF DECEMBER 31, 1998

U.S. District Court	A.O. Report Number in 1996 Report*	Date of Application	Additional Activity During Calendar Year 1998							
			Cost in \$	Persons Arrested	Trials Completed	Motions to Suppress Intercepts**			Persons Con- victed	Offense for Which Convicted
						G	D	P		
MICHIGAN, EASTERN										
	271	12/15/1995	-	8	1	-	-	-	8	NARCOTICS
	273	01/12/1996	-	-	-	-	-	-	3	NARCOTICS
	276)	02/22/1996	-	8	-	-	-	-	8	NARCOTICS
	277)	04/05/1996	-	-	-	-	-	-	-	
MINNESOTA										
	292)	09/09/1996	-	13	2	-	-	13	13	NARCOTICS
	293)	10/28/1996	-	-	-	-	-	-	-	
	294)	11/18/1996	-	-	-	-	-	-	-	
MISSOURI, EASTERN										
	296	02/27/1996	-	18	-	-	1	-	12	GAMBLING
MISSOURI, WESTERN										
	305	01/05/1996	-	1	-	-	-	-	3	GAMBLING
MONTANA										
	308)	10/06/1995	-	-	-	-	-	-	-	
	309)	12/01/1995	-	3	-	-	-	-	14	CONSPIRACY
NEW JERSEY										
	322	08/02/1995	-	14	2	-	-	-	7	RACKETEERING
	332	04/19/1996	-	14	-	-	1	-	6	RACKETEERING
NEW YORK, EASTERN										
	372	04/10/1996	-	5	-	-	-	-	5	LOANSHARKING
NEW YORK, SOUTHERN										
	385	07/05/1995	-	18	-	-	-	-	18	CONSPIRACY
	400)	05/03/1996	-	5	-	-	-	-	9	NARCOTICS
	407	06/10/1996	-	14	-	-	-	-	6	RACKETEERING
	410)	06/13/1996	-	-	-	-	-	-	-	
NEW YORK, WESTERN										
	425	01/27/1996	-	6	-	-	-	-	-	
	428	03/08/1996	-	7	-	-	-	-	-	
	431	04/05/1996	-	5	1	-	-	-	5	NARCOTICS

*A sequence of report numbers followed by parentheses indicates reports involving the same investigation.

**Motions: G = Granted, D = Denied, P = Pending.

SUPPLEMENTARY REPORT BY PROSECUTORS FOR INTERCEPTS TERMINATED IN CALENDAR YEAR 1996
AS OF DECEMBER 31, 1998

U.S. District Court	A.O. Report Number in 1996 Report*	Date of Application	Additional Activity During Calendar Year 1998								
			Cost in \$	Persons Arrested	Trials Completed	Motions to Suppress Intercepts**			Persons Con- victed	Offense for Which Convicted	
						G	D	P			
NORTH CAROLINA, WESTERN											
	436	03/15/1996	-	23	1	-	-	-	21	NARCOTICS	
	437)	03/29/1996	-	-	-	-	-	-	-		
	438)	04/25/1996	-	1	-	-	-	-	1	\$LAUNDERING	
OHIO, NORTHERN											
	439)	11/21/1995	-	-	-	-	-	-	-		
	442)	12/21/1995	-	-	-	-	-	-	-		
	445)	01/17/1996	-	-	-	-	-	-	-		
	446)	01/19/1996	-	-	-	-	-	-	-		
	447	01/31/1996	-	-	1	-	-	-	1	NARCOTICS	
	448)	03/04/1996	-	-	-	-	-	-	-		
	449)	03/12/1996	-	-	-	-	-	-	-		
	453	05/07/1996	-	2	4	-	-	-	3	ROBBERY	
	454)	05/09/1996	-	-	-	-	-	-	10	GAMBLING	
	455)	05/10/1996	-	27	-	-	-	-	39	RACKETEERING	
	462)	08/06/1996	-	-	-	-	-	-	-		
PENNSYLVANIA, EASTERN											
	475)	12/27/1995	-	-	-	-	-	-	22	NARCOTICS	
	476)	01/29/1996	-	-	-	-	-	-	-		
	479	04/18/1996	-	-	-	-	-	-	3	FRAUD	
	480)	05/09/1996	-	-	-	-	-	-	-		
	481)	05/10/1996	-	-	-	-	-	-	-		
	482)	05/21/1996	-	-	-	-	-	-	-		
	485	10/28/1996	-	7	-	-	-	-	-		
PUERTO RICO											
	488	04/20/1996	-	1	-	-	-	-	-		
TEXAS, NORTHERN											
	504)	03/13/1996	-	-	-	-	-	-	3	CONSPIRACY	
	505)	03/28/1996	-	-	-	-	-	-	-		
	508)	07/02/1996	-	4	-	-	-	-	-		
	509)	08/01/1996	-	-	-	-	-	-	-		

*A sequence of report numbers followed by parentheses indicates reports involving the same investigation.

**Motions: G = Granted, D = Denied, P = Pending.

SUPPLEMENTARY REPORT BY PROSECUTORS FOR INTERCEPTS TERMINATED IN CALENDAR YEAR 1996
AS OF DECEMBER 31, 1998

U.S. District Court	A.O. Report Number in 1996 Report*	Date of Application	Additional Activity During Calendar Year 1998							
			Cost in \$	Persons Arrested	Trials Completed	Motions to Suppress Intercepts**			Persons Con- victed	Offense for Which Convicted
						G	D	P		
TEXAS, EASTERN										
	512)	09/27/1996	-	3	-	-	-	-	-	
	513)	10/17/1996	-	-	-	-	-	-	-	
TEXAS, SOUTHERN										
	523	01/03/1996	-	1	-	-	1	-	-	
	528	03/05/1996	-	7	-	-	-	-	7	NARCOTICS
	542	09/23/1996	-	31	1	5	5	-	1	NARCOTICS
	545	10/17/1996	-	2	-	-	1	-	-	

*A sequence of report numbers followed by parentheses indicates reports involving the same investigation.

**Motions: G = Granted, D = Denied, P = Pending.

SUPPLEMENTARY REPORT BY PROSECUTORS FOR INTERCEPTS TERMINATED IN CALENDAR YEAR 1997
AS OF DECEMBER 31, 1998

U.S. District Court	A.O. Report Number in 1997 Report*	Date of Application	Additional Activity During Calendar Year 1998							
			Cost in \$	Persons Arrested	Trials Completed	Motions to Suppress Intercepts**			Persons Con- victed	Offense for Which Convicted
						G	D	P		
ARIZONA										
	7)	01/22/1996	-	-	-	-	-	-	-	
	10)	07/08/1996	-	-	-	-	-	-	-	
	11	09/30/1996	-	2	-	-	-	-	3	NARCOTICS
	13)	10/16/1996	-	-	-	-	-	-	-	
	17)	12/23/1996	-	-	-	-	-	-	-	
	18	12/30/1996	-	1	-	-	-	-	4	NARCOTICS
	19	03/13/1997	-	1	-	-	-	1	4	NARCOTICS
	22	03/17/1996	-	-	-	-	-	-	1	CONSPIRACY
	28	10/28/1997	-	2	-	-	-	-	2	NARCOTICS
ARKANSAS, EASTERN										
	29)	06/17/1997	-	52	-	-	-	-	11	NARCOTICS
	30)	08/06/1997	-	-	-	-	-	-	-	
	32)	09/29/1997	-	-	-	-	-	-	-	
CALIFORNIA, EASTERN										
	41)	02/26/1997	-	75	1	-	-	-	18	CONSPIRACY
	43)	06/03/1997	-	-	-	-	-	-	-	
	45)	06/26/1997	-	-	-	-	-	-	-	
	46)	07/11/1997	-	-	-	-	-	-	-	
	47)	07/25/1997	-	-	-	-	-	-	-	
CALIFORNIA, CENTRAL										
	58	05/16/1996	-	49	7	-	2	-	42	CONSPIRACY
	76	03/03/1997	-	11	-	-	-	-	9	NARCOTICS
	84	04/10/1997	-	1	-	-	-	-	1	CONSPIRACY
	85	04/28/1997	-	5	-	-	1	-	3	NARCOTICS

*A sequence of report numbers followed by parentheses indicates reports involving the same investigation.

**Motions: G = Granted, D = Denied, P = Pending.

SUPPLEMENTARY REPORT BY PROSECUTORS FOR INTERCEPTS TERMINATED IN CALENDAR YEAR 1997
AS OF DECEMBER 31, 1998

U.S. District Court	A.O. Report Number in 1997 Report*	Date of Application	Additional Activity During Calendar Year 1998							
			Cost in \$	Persons Arrested	Trials Completed	Motions to Suppress Intercepts**			Persons Con- victed	Offense for Which Convicted
						G	D	P		
COLORADO										
	123)	12/11/1996	-	-	-	-	-	-	4	NARCOTICS
	124)	03/12/1997	-	-	-	-	-	-	-	
	126)	04/08/1997	-	-	-	-	-	-	-	
	128)	06/02/1997	-	13	-	-	-	-	11	NARCOTICS
	130)	07/01/1997	-	-	-	-	-	-	-	
	131)	08/06/1997	-	-	-	-	-	-	-	
	132)	08/15/1997	-	-	-	-	-	-	-	
	133)	08/27/1997	-	-	-	-	-	-	-	
CONNECTICUT										
	134)	09/24/1996	-	-	-	-	-	-	-	
	135)	11/19/1996	-	-	-	-	-	-	10	NARCOTICS
	136)	11/22/1996	-	-	-	-	-	-	-	
	137)	01/30/1997	-	18	1	-	-	-	17	NARCOTICS
	138)	03/12/1997	-	-	-	-	-	-	-	
	139)	05/07/1997	-	-	1	-	-	-	10	NARCOTICS
	140)	05/31/1997	-	-	-	-	-	-	-	
	141)	07/28/1997	-	6	1	-	-	-	23	NARCOTICS
	142)	08/08/1997	-	-	-	-	-	-	-	
	143)	08/22/1997	-	-	-	-	-	-	-	
	144)	09/26/1997	-	13	-	-	-	-	8	NARCOTICS
	145)	10/17/1997	-	12	-	-	-	-	7	NARCOTICS
DISTRICT OF COLUMBIA										
	146)	02/13/1997	-	15	-	-	-	-	15	NARCOTICS
	148)	04/10/1997	-	1	-	-	-	-	1	NARCOTICS
	149)	06/13/1997	-	3	-	-	-	-	6	NARCOTICS
	150)	06/13/1997	-	7	-	-	-	-	6	NARCOTICS

*A sequence of report numbers followed by parentheses indicates reports involving the same investigation.

**Motions: G = Granted, D = Denied, P = Pending.

SUPPLEMENTARY REPORT BY PROSECUTORS FOR INTERCEPTS TERMINATED IN CALENDAR YEAR 1997
AS OF DECEMBER 31, 1998

U.S. District Court	A.O. Report Number in 1997 Report*	Date of Application	Additional Activity During Calendar Year 1998								
			Cost in \$	Persons Arrested	Trials Completed	Motions to Suppress Intercepts**			Persons Con- victed	Offense for Which Convicted	
						G	D	P			
FLORIDA, MIDDLE											
	152	11/15/1996	-	1	-	-	-	-	2	RACKETEERING	
	159	04/15/1997	-	3	-	-	-	-	3	NARCOTICS	
	160	06/17/1997	-	7	-	-	-	-	5	NARCOTICS	
FLORIDA, SOUTHERN											
	168	02/04/1997	-	-	-	-	-	-	5	NARCOTICS	
	178	06/27/1997	-	4	-	-	-	-	2	NARCOTICS	
	181)	07/17/1997	-	-	-	-	-	-	-		
	183)	07/30/1997	-	-	-	-	-	-	-		
	185)	08/15/1997	-	-	-	-	-	-	-		
	192	10/03/1997	-	4	-	-	-	-	2	NARCOTICS	
	193)	10/10/1997	-	9	-	-	-	1	9	NARCOTICS	
	197	11/06/1997	-	-	-	-	-	-	2	NARCOTICS	
ILLINOIS, NORTHERN											
	213	02/28/1997	-	-	1	-	-	-	12	NARCOTICS	
	220	04/25/1997	-	1	1	-	-	-	1	EXTORTION	
	225	06/12/1997	-	-	1	-	-	-	12	NARCOTICS	
	234	11/06/1997	-	4	-	-	-	-	-		
KANSAS											
	239)	02/25/1997	-	-	-	-	-	-	-		
	240)	03/25/1997	-	-	-	-	-	-	-		
	241)	05/16/1997	-	18	-	-	12	-	12	NARCOTICS	
	242	08/11/1997	-	2	-	-	-	-	-		
LOUISIANA, EASTERN											
	245	10/22/1996	-	-	-	-	-	-	2	NARCOTICS	
	255	06/16/1997	-	-	-	-	-	-	1	OTHER	
	256	11/07/1997	-	8	6	-	-	-	-		

*A sequence of report numbers followed by parentheses indicates reports involving the same investigation.

**Motions: G = Granted, D = Denied, P = Pending.

SUPPLEMENTARY REPORT BY PROSECUTORS FOR INTERCEPTS TERMINATED IN CALENDAR YEAR 1997
AS OF DECEMBER 31, 1998

U.S. District Court	A.O. Report Number in 1997 Report*	Date of Application	Additional Activity During Calendar Year 1998								
			Cost in \$	Persons Arrested	Trials Completed	Motions to Suppress Intercepts**			Persons Con- victed	Offense for Which Convicted	
						G	D	P			
LOUISIANA, WESTERN											
	262	05/09/1997	-	5	1	-	-	-	5	CONSPIRACY	
MARYLAND											
	266	02/26/1997	-	-	-	-	-	-	12	NARCOTICS	
	267	04/23/1997	-	7	-	-	-	-	7	NARCOTICS	
	268	05/09/1997	-	-	-	-	-	-	2	GAMBLING	
	269)	06/02/1997	-	-	-	-	-	-	-		
	270)	06/06/1997	-	-	-	-	-	-	-		
	271)	06/19/1997	-	-	-	-	-	-	-		
	272)	07/18/1997	-	-	-	-	-	-	-		
	273)	07/22/1997	-	-	-	-	-	-	-		
	275)	08/21/1997	-	-	-	-	-	-	-		
	276)	10/24/1997	-	-	-	-	-	-	-		
MICHIGAN, EASTERN											
	282	01/31/1997	-	-	-	-	-	-	2	NARCOTICS	
	283	02/14/1997	-	5	1	-	-	-	5	NARCOTICS	
MICHIGAN, WESTERN											
	291)	05/22/1997	-	-	-	-	-	-	-		
	292)	07/01/1997	-	3	-	-	-	-	-		
MINNESOTA											
	293)	06/17/1997	-	-	-	-	-	-	-		
	294)	07/18/1997	-	-	-	-	-	-	-		
	295)	08/27/1997	-	23	1	-	23	-	22	NARCOTICS	
MISSOURI, WESTERN											
	305	03/13/1997	-	2	-	-	-	-	1	CONSPIRACY	
	306	11/10/1997	-	2	1	-	1	-	5	\$LAUNDERING	

*A sequence of report numbers followed by parentheses indicates reports involving the same investigation.

**Motions: G = Granted, D = Denied, P = Pending.

SUPPLEMENTARY REPORT BY PROSECUTORS FOR INTERCEPTS TERMINATED IN CALENDAR YEAR 1997
AS OF DECEMBER 31, 1998

U.S. District Court	A.O. Report Number in 1997 Report*	Date of Application	Additional Activity During Calendar Year 1998							
			Cost in \$	Persons Arrested	Trials Completed	Motions to Suppress Intercepts**			Persons Con- victed	Offense for Which Convicted
						G	D	P		
NEBRASKA										
	307	05/20/1997	-	-	-	-	-	-	8	NARCOTICS
NEVADA										
	310	01/18/1997	-	6	-	-	-	-	1	RACKETEERING
NEW JERSEY										
	314	04/22/1997	-	15	-	-	-	-	-	
	320	11/03/1997	-	-	-	-	-	-	1	RACKETEERING
NEW MEXICO										
	329	10/16/1997	-	9	-	-	-	-	1	NARCOTICS
NEW YORK, NORTHERN										
	335	11/07/1997	-	-	-	-	-	-	17	NARCOTICS
NEW YORK, EASTERN										
	336	10/24/1996	-	7	-	-	-	-	7	NARCOTICS
	338	01/02/1997	-	1	-	-	-	-	8	CONSPIRACY
	339	01/07/1997	-	3	-	-	-	-	3	NARCOTICS
	340	01/31/1997	-	7	-	-	-	-	7	NARCOTICS
	341	02/13/1997	-	5	-	-	-	-	5	NARCOTICS
	342)	02/27/1997	-	15	-	-	-	-	11	NARCOTICS
	343)	03/13/1997	-	-	-	-	-	-	-	
	344	03/19/1997	-	5	-	-	-	-	5	NARCOTICS
	345)	03/19/1997	-	-	-	-	-	-	-	
	346)	03/21/1997	-	-	-	-	-	-	-	
	350)	04/10/1997	-	-	-	-	-	-	-	
	354)	04/25/1997	-	-	-	-	-	-	-	
	360)	06/13/1997	-	-	-	-	-	-	-	
	362)	07/03/1997	-	-	-	-	-	-	-	
	364)	07/21/1997	-	-	-	-	-	-	-	
	365	08/22/1997	-	11	-	-	-	-	8	NARCOTICS

*A sequence of report numbers followed by parentheses indicates reports involving the same investigation.

**Motions: G = Granted, D = Denied, P = Pending.

SUPPLEMENTARY REPORT BY PROSECUTORS FOR INTERCEPTS TERMINATED IN CALENDAR YEAR 1997
AS OF DECEMBER 31, 1998

U.S. District Court	A.O. Report Number in 1997 Report*	Date of Application	Additional Activity During Calendar Year 1998							
			Cost in \$	Persons Arrested	Trials Completed	Motions to Suppress Intercepts**			Persons Con- victed	Offense for Which Convicted
						G	D	P		
NEW YORK, SOUTHERN										
	372)	11/26/1996	-	38	-	-	-	-	18	NARCOTICS
	374)	12/30/1996	-	-	-	-	-	-	-	
	379	02/10/1997	-	1	-	-	-	-	3	NARCOTICS
	380)	02/12/1997	-	-	-	-	-	-	-	
	382)	02/21/1997	-	-	-	-	-	-	-	
	383)	02/28/1997	-	-	-	-	6	-	12	NARCOTICS
	386)	04/24/1997	-	-	-	-	-	-	-	
	388)	05/02/1997	-	-	-	-	-	-	-	
	393)	05/30/1997	-	19	-	-	-	-	-	
	402)	08/14/1997	-	-	-	-	-	-	-	
	403)	08/29/1997	-	-	-	-	-	-	-	
	407)	10/24/1997	-	-	-	-	-	-	-	
NEW YORK, WESTERN										
	423	05/05/1997	-	13	-	-	-	-	-	
	425	05/23/1997	-	12	-	-	-	-	-	
OHIO, NORTHERN										
	434)	11/27/1996	-	3	-	-	-	-	5	NARCOTICS
	435)	12/16/1996	-	-	-	-	-	-	-	
	441	03/31/1997	-	-	-	-	-	-	2	CONSPIRACY
	446)	06/06/1997	-	1	18	-	-	-	18	NARCOTICS
	447)	07/03/1997	-	-	-	-	-	-	-	
	448	07/24/1997	-	25	1	-	3	-	23	NARCOTICS
	449)	11/06/1997	-	16	1	-	-	-	16	NARCOTICS
	450)	11/06/1997	-	-	-	-	-	-	-	
OHIO, SOUTHERN										
	452	03/19/1997	-	-	-	-	-	-	9	GAMBLING
	453)	03/24/1997	-	-	-	-	-	-	-	
	454)	06/03/1997	-	-	-	-	-	-	-	
	455)	07/23/1997	-	2	1	-	-	-	2	NARCOTICS

*A sequence of report numbers followed by parentheses indicates reports involving the same investigation.

**Motions: G = Granted, D = Denied, P = Pending.

SUPPLEMENTARY REPORT BY PROSECUTORS FOR INTERCEPTS TERMINATED IN CALENDAR YEAR 1997
AS OF DECEMBER 31, 1998

U.S. District Court	A.O. Report Number in 1997 Report*	Date of Application	Additional Activity During Calendar Year 1998								Persons Con- victed	Offense for Which Convicted
			Cost in \$	Persons Arrested	Trials Completed	Motions to Suppress Intercepts**						
						G	D	P				
OKLAHOMA, WESTERN												
	457)	01/31/1997	-	-	-	-	-	-	-			
	458)	02/20/1997	-	5	1	-	-	-	16	NARCOTICS		
	459	07/14/1997	-	5	-	-	-	-	11	NARCOTICS		
PUERTO RICO												
	472	12/13/1996	-	3	-	-	-	-	-			
	477	05/19/1997	-	3	-	-	-	-	3	ROBBERY		
	478)	06/24/1997	-	-	-	-	-	-	-			
	480	08/22/1997	-	5	-	-	-	-	-			
	485)	09/10/1997	-	5	-	-	-	1	-			
TEXAS, NORTHERN												
	491)	03/06/1997	-	-	1	-	-	-	4	NARCOTICS		
	492)	04/07/1997	-	-	-	-	-	-	-			
	494	04/15/1997	-	3	4	-	-	-	-			
	495)	04/25/1997	-	-	-	-	-	-	-			
	498)	05/30/1997	-	-	-	-	-	-	17	NARCOTICS		
	502	09/22/1997	-	4	-	-	-	-	4	NARCOTICS		
TEXAS, SOUTHERN												
	517	05/08/1997	-	8	1	-	-	-	8	EXTORTION		
	522	06/18/1997	-	10	1	-	-	-	10	NARCOTICS		
	524	06/30/1997	-	3	-	-	-	-	3	NARCOTICS		
TEXAS, WESTERN												
	537)	02/20/1997	-	-	-	-	-	-	-			
	539)	03/31/1997	-	15	-	-	-	-	-			

*A sequence of report numbers followed by parentheses indicates reports involving the same investigation.

**Motions: G = Granted, D = Denied, P = Pending.

SUPPLEMENTARY REPORT BY PROSECUTORS FOR INTERCEPTS TERMINATED IN CALENDAR YEAR 1997
AS OF DECEMBER 31, 1998

U.S. District Court	A.O. Report Number in 1997 Report*	Date of Application	Additional Activity During Calendar Year 1998							
			Cost in \$	Persons Arrested	Trials Completed	Motions to Suppress Intercepts**			Persons Con- victed	Offense for Which Convicted
						G	D	P		
UTAH										
	554)	12/16/1996	-	-	-	-	-	-	-	
	555)	01/16/1997	-	14	23	-	-	4	22	NARCOTICS
	556)	02/04/1997	-	-	-	-	-	-	-	
	557)	10/27/1997	-	-	-	-	-	-	-	
	558)	11/18/1997	-	21	-	-	-	-	6	NARCOTICS
VIRGINIA, EASTERN										
	561	12/30/1996	-	4	-	-	-	-	4	GAMBLING
	566	03/19/1997	-	4	-	-	-	-	5	NARCOTICS

*A sequence of report numbers followed by parentheses indicates reports involving the same investigation.

**Motions: G = Granted, D = Denied, P = Pending.

TABLE B-1
STATE ARIZONA

CALENDAR YEAR 1998

REPORT BY JUDGES OF COURT-AUTHORIZED INTERCEPTS OF WIRE, ORAL, OR ELECTRONIC COMMUNICATIONS
PURSUANT TO TITLE 18 U.S.C. 2519

A.O. Number	Authorizing Official		Offense Specified	Intercept		Date of Application and (Amendment)	Authorized Length		
	Judge	Prosecutor ¹		Type ²	Place ³		Original Order (Days)	Number of Extensions	Total Length (Days)
MARICOPA									
1	SKELLY	ROMLEY	NARCOTICS	PE	SBO12,O13	02/04/1998	30	1	60
2	SKELLY	ROMLEY	NARCOTICS	PE	BO12	02/13/1998	30	2	90
3	BOLTON	ROMLEY	NARCOTICS	PE	SABO12	07/06/1998	30	1	55
4	BOLTON	ROMLEY	NARCOTICS	PE	SABO12	08/20/1998	30	3	120
PIMA									
1	MARQUEZ	KRAUSS	FRAUD	E	O12	07/06/1998	30	-	30
STATE ATTORNEY GENERAL									
1**	SKELLY	WOODS	NARCOTICS	P	SA	04/15/1997	30	1	60
YUMA									
1	HALL	ELLSWORTH	MURDER	PE	SO12	08/25/1998	30	1	60

¹The prosecuting official authorized the filing of the application under provisions of the state's statute. (See Table 1 for this state's statutory citation.)

²Type: P=Phone Wire, M=Micro-Eavesdrop, E=Electronic, NR=Not Reported.

³Place: S=Single Family Dwelling, A=Apartment, M=Multiple Dwelling, B=Business, R=Roving, O=Other.

Other: 6=Automobile/Van, 7=Briefcase, 8=Cellular/Mobile Phone, 9=Cemetery, 10=Closed Circuit TV, 11=Container, 12=Digital Display Pager, 13=Facsimile, 14=Garage/Parking Lot, 15=Hospital, 16=Hotel Room/Motel Room, 17=Jail, 18=Mobile Home/Trailer, 19=Package/Cargo, 20=Pay Phone, 21=Pen Register, 22=Prison, 23=Social Club, 24=Storage, 25=Telefax, 26=Courthouse, 27=Street, 28=Computer, 29=School.

TABLE B-1
STATE ARIZONA

CALENDAR YEAR 1998

REPORT BY PROSECUTORS OF COURT-AUTHORIZED INTERCEPTS OF WIRE, ORAL, OR ELECTRONIC COMMUNICATIONS
PURSUANT TO TITLE 18 U.S.C. 2519

A.O. Number	Number Of Days in Oper- ation ⁴	Average Inter- cepts per Day	Number of ⁵			Costs		Number of						
			Persons Inter- cepted	Intercepts	Incrim- inating Intercepts	Total Cost in \$	Other Than Manpower in \$	Arrests	Trials	Motions to Suppress Intercepts ⁶			Persons Convicted	
										G	D	P		
MARICOPA														
1	58	59	47	3,405	614	501,516	5,000	7	-	-	-	-	4	
2	22	329	24	7,247	498	71,028	5,500	12	-	-	-	-	1	
3	55	85	75	4,702	1,064	RELATED TO NO. 4		9						
4	111	62	175	6,845	2,533	1,531,336	-	28	-	-	-	-	-	
PIMA														
1	NP	-	-	-	-	-	-	-	-	-	-	-	-	
STATE ATTORNEY GENERAL														
1**	47	73	61	3,448	178	256,900	23,500	7	-	-	-	-	2	
YUMA														
1	57	7	2	402	NR	2,000	100	-	-	-	-	-	-	

⁴ NI indicates never installed. I indicates installed but never used. NP indicates no prosecutor's report.

⁵ NR indicates not reported or could not be determined.

⁶ Motions: G=Granted, D=Denied, P=Pending.

* This wiretap was terminated during 1995 or 1996, but was not reported at that time because it was part of an ongoing investigation.

**This wiretap was terminated during 1997, but was not reported at that time because it was part of an ongoing investigation.

TABLE B-1
STATE CALIFORNIA

CALENDAR YEAR 1998

REPORT BY JUDGES OF COURT-AUTHORIZED INTERCEPTS OF WIRE, ORAL, OR ELECTRONIC COMMUNICATIONS
PURSUANT TO TITLE 18 U.S.C. 2519

A.O. Number	Authorizing Official		Offense Specified	Intercept		Date of Application and (Amendment)	Authorized Length		
	Judge	Prosecutor ¹		Type ²	Place ³		Original Order (Days)	Number of Extensions	Total Length (Days)
EL DORADO									
1	KELLER	LACY	MURDER	P	S	03/09/1998	30	-	30
FRESNO									
1	QUASCHNICK	HUNT	MURDER	P	O17	03/02/1998	30	3	90
LOS ANGELES									
1	OUDEKIRK	GARCETTI	NARCOTICS	PE	BO8	06/20/1996	30	19	600
2	RAPPE	GARCETTI	NARCOTICS	PE	SO8	12/03/1997	30	3	120
3	PERRY	GARCETTI	NARCOTICS	E	O8	12/18/1997	30	-	30
4	RAPPE	GARCETTI	NARCOTICS	E	O8,O12	01/07/1998	30	-	30
5	PERRY	GARCETTI	NARCOTICS	E	O8	01/21/1998	30	1	60
6	RAPPE	GARCETTI	NARCOTICS	E	O8	02/05/1998	30	-	30
7	RAPPE	GARCETTI	NARCOTICS	PE	SO8	03/03/1998	30	1	60
8	PERRY	GARCETTI	NARCOTICS	E	O8	03/05/1998	30	1	60
9	RAPPE	GARCETTI	NARCOTICS	E	O8	03/18/1998	30	-	30
10	PERRY	GARCETTI	NARCOTICS	P	S	03/31/1998	30	-	30
11	RAPPE	GARCETTI	NARCOTICS	E	O8,O12	04/15/1998	30	-	30
12	RAPPE	GARCETTI	NARCOTICS	PE	SO8	04/15/1998	30	-	30
13	FIDLER	GARCETTI	MURDER	P	SO17	04/16/1998	30	-	30
14	FIDLER	GARCETTI	MURDER	P	SO17	04/27/1998	30	-	30
15	RAPPE	GARCETTI	NARCOTICS	E	O8	04/30/1998	30	-	30
16	RAPPE	GARCETTI	NARCOTICS	E	O8	05/01/1998	30	-	30
17	RAPPE	GARCETTI	MURDER	P	O17,O20	05/05/1998	30	-	30
18	FIDLER	GARCETTI	NARCOTICS	E	O12	05/08/1998	30	-	30
19	RAPPE	GARCETTI	NARCOTICS	PE	SO8	05/11/1998	30	-	30
20	RAPPE	GARCETTI	NARCOTICS	E	O8,O12	05/18/1998	30	-	30
21	RAPPE	GARCETTI	NARCOTICS	E	O8	05/22/1998	30	-	30

¹ The prosecuting official authorized the filing of the application under provisions of the state's statute. (See Table 1 for this state's statutory citation.)

² Type: P=Phone Wire, M=Micro-Eavesdrop, E=Electronic, NR=Not Reported.

³ Place: S=Single Family Dwelling, A=Apartment, M=Multiple Dwelling, B=Business, R=Roving, O=Other.

Other: 6=Automobile/Van, 7=Briefcase, 8=Cellular/Mobile Phone, 9=Cemetery, 10=Closed Circuit TV, 11=Container, 12=Digital Display Pager, 13=Facsimile, 14=Garage/Parking Lot, 15=Hospital, 16=Hotel Room/Motel Room, 17=Jail, 18=Mobile Home/Trailer, 19=Package/Cargo, 20=Pay Phone, 21=Pen Register, 22=Prison, 23=Social Club, 24=Storage, 25=Telefax, 26=Courthouse, 27=Street, 28=Computer, 29=School.

TABLE B-1
STATE CALIFORNIA

CALENDAR YEAR 1998

REPORT BY PROSECUTORS OF COURT-AUTHORIZED INTERCEPTS OF WIRE, ORAL, OR ELECTRONIC COMMUNICATIONS
PURSUANT TO TITLE 18 U.S.C. 2519

A.O. Number	Number Of Days in Oper- ation ⁴	Average Inter- cepts per Day	Number of ⁵			Costs		Number of						
			Persons Inter- cepted	Intercepts	Incrim- inating Intercepts	Total Cost in \$	Other Than Manpower in \$	Arrests	Trials	Motions to Suppress Intercepts ⁶			Persons Con- victed	
										G	D	P		
EL DORADO														
1	3	14	14	43	-	6,760	1,000	-	-	-	-	-	-	
FRESNO														
1	80	4	597	296	232	193,165	2,500	2	-	-	-	-	2	
LOS ANGELES														
1	600	144	NR	86,200	5,698	693,315	67,315	65	1	-	-	-	64	
2	84	15	40	1,245	718	102,200	20,000	16	-	-	-	1	5	
3	30	67	12	2,013	169	27,400	4,000	3	-	-	-	-	-	
4	I	-	-	-	-	-	-	-	-	-	-	-	-	
5	48	28	NR	1,322	213	RELATED TO NO. 1								
6	9	7	10	64	42	6,500	2,000	-	-	-	-	-	-	
7	35	23	40	792	116	30,400	12,000	16	-	-	-	1	5	
8	59	27	NR	1,616	341	RELATED TO NO. 1								
9	30	13	5	381	290	RELATED TO NO. 12								
10	30	36	NR	1,067	135	RELATED TO NO. 1								
11	13	1	5	14	12	RELATED TO NO. 12								
12	30	4	4	120	90	17,000	2,000	3	-	-	-	1	-	
13	22	76	175	1,674	12	51,040	3,750	-	-	-	-	-	-	
14	3	153	7	458	-	26,230	230	1	-	-	-	-	-	
15	17	6	6	100	60	10,500	2,000	1	-	-	-	-	1	
16	28	19	28	523	217	169,000	27,000	16	-	-	-	1	5	
17	16	8	8	127	14	16,540	3,500	-	-	-	-	-	-	
18	30	-	9	10	8	7,987	-	-	-	-	-	-	-	
19	18	2	15	37	37	5,600	2,000	-	-	-	-	-	-	
20	1	-	-	-	-	2,500	2,000	-	-	-	-	-	-	
21	14	27	4	371	285	5,600	2,000	-	-	-	-	-	-	

⁴ NI indicates never installed. I indicates installed but never used. NP indicates no prosecutor's report.

⁵ NR indicates not reported or could not be determined.

⁶ Motions: G=Granted, D=Denied, P=Pending.

* This wiretap was terminated during 1995 or 1996, but was not reported at that time because it was part of an ongoing investigation.

**This wiretap was terminated during 1997, but was not reported at that time because it was part of an ongoing investigation.

TABLE B-1
STATE CALIFORNIA

CALENDAR YEAR 1998

REPORT BY JUDGES OF COURT-AUTHORIZED INTERCEPTS OF WIRE, ORAL, OR ELECTRONIC COMMUNICATIONS
PURSUANT TO TITLE 18 U.S.C. 2519

A.O. Number	Authorizing Official		Offense Specified	Intercept		Date of Application and (Amendment)	Authorized Length		
	Judge	Prosecutor ¹		Type ²	Place ³		Original Order (Days)	Number of Extensions	Total Length (Days)
LOS ANGELES (CONTINUED)									
22	FIDLER	GARCETTI	MURDER	P	SB	06/01/1998	30	1	45
23	RAPPE	GARCETTI	NARCOTICS	E	O8	06/01/1998	30	-	30
24	FIDLER	GARCETTI	MURDER	P	SB	06/11/1998	30	-	30
25	RAPPE	GARCETTI	NARCOTICS	E	O8	06/12/1998	30	-	30
26	RAPPE	GARCETTI	NARCOTICS	E	O8,O12	06/19/1998	30	-	30
27	RAPPE	GARCETTI	NARCOTICS	E	O8	06/19/1998	30	-	30
28	RAPPE	GARCETTI	NARCOTICS	E	O8,O12	07/22/1998	30	-	30
29	RAPPE	GARCETTI	NARCOTICS	E	O8	07/23/1998	30	-	30
30	FIDLER	GARCETTI	NARCOTICS	P	S	08/31/1998	30	-	30
31	FIDLER	GARCETTI	NARCOTICS	E	O8,O12	09/25/1998	30	1	60
32	TOOHEY	GARCETTI	MURDER	PE	SBO8	10/19/1998	30	-	30
33	TOOHEY	GARCETTI	MURDER	E	O8	10/23/1998	30	-	30
34	TOOHEY	GARCETTI	MURDER	PE	AO8	10/28/1998	30	-	30
35	MCCARVILLE	GARCETTI	NARCOTICS	E	O8	11/12/1998	30	-	30
36	FIDLER	GARCETTI	NARCOTICS	E	O8	11/16/1998	30	-	30
37	PERRY	GARCETTI	KIDNAPPING	P	S	12/23/1998	30	-	30
9*	BASCUE	GARCETTI	NARCOTICS	PE	BO8	05/21/1996	30	-	30
25**	CZULEGER	GARCETTI	MURDER	P	O17	12/30/1996	30	3	120
26**	CZULEGER	GARCETTI	MURDER	P	S	01/30/1997	30	-	30
27**	TAYLOR	GARCETTI	MURDER	P	S	02/11/1997	30	-	30
28**	CZULEGER	GARCETTI	MURDER	P	S	04/23/1997	30	-	30
29**	TAYLOR	GARCETTI	MURDER	P	S	05/14/1997	30	1	60
MONTEREY									
1	PHILLIPS	FLIPPO	MURDER	P	S	12/01/1998	7	-	7

¹ The prosecuting official authorized the filing of the application under provisions of the state's statute. (See Table 1 for this state's statutory citation.)

² Type: P=Phone Wire, M=Micro-Eavesdrop, E=Electronic, NR=Not Reported.

³ Place: S=Single Family Dwelling, A=Apartment, M=Multiple Dwelling, B=Business, R=Roving, O=Other.

Other: 6=Automobile/Van, 7=Briefcase, 8=Cellular/Mobile Phone, 9=Cemetery, 10=Closed Circuit TV, 11=Container, 12=Digital Display Pager, 13=Facsimile, 14=Garage/Parking Lot, 15=Hospital, 16=Hotel Room/Motel Room, 17=Jail, 18=Mobile Home/Trailer, 19=Package/Cargo, 20=Pay Phone, 21=Pen Register, 22=Prison, 23=Social Club, 24=Storage, 25=Telefax, 26=Courthouse, 27=Street, 28=Computer, 29=School.

TABLE B-1
STATE CALIFORNIA

CALENDAR YEAR 1998

REPORT BY PROSECUTORS OF COURT-AUTHORIZED INTERCEPTS OF WIRE, ORAL, OR ELECTRONIC COMMUNICATIONS
PURSUANT TO TITLE 18 U.S.C. 2519

A.O. Number	Number Of Days in Oper- ation ⁴	Average Inter- cepts per Day	Number of ⁵			Costs		Number of					
			Persons Inter- cepted	Intercepts	Incrim- inating Intercepts	Total Cost in \$	Other Than Manpower in \$	Arrests	Trials	Motions to Suppress Intercepts ⁶			Persons Con- victed
										G	D	P	

LOS ANGELES (CONTINUED)

22	37	162	6	6,000	120	12,000	2,000	-	-	-	-	-	-
23	16	3	6	50	25	5,200	2,000	-	-	-	-	-	-
24	22	9	30	200	30	3,200	1,200	-	-	-	-	-	-
25	3	10	9	31	16	30,400	12,000	16	-	-	-	1	5
26	30	21	7	621	540	18,000	2,000	-	-	-	-	-	-
27	25	10	15	259	225	14,500	2,000	-	-	-	-	-	-
28	22	24	6	526	430	13,000	2,000	1	-	-	-	-	-
29	14	29	5	409	370	9,000	2,000	1	-	-	-	-	-
30	29	16	50	455	43	26,000	2,000	-	-	-	-	-	-
31	60	10	38	620	236	56,000	8,000	4	-	-	-	-	-
32	28	66	92	1,856	120	40,000	10,000	-	-	-	-	-	-
33	22	4	5	96	7	RELATED TO NO. 32							
34	18	14	15	257	24	RELATED TO NO. 32							
35	25	23	25	563	144	23,400	5,000	5	-	-	-	-	-
36	28	2	13	66	25	RELATED TO NO. 31							
37	I	-	-	-	-	-	-	-	-	-	-	-	-
9*	30	167	20	5,021	368	27,400	4,000	8	-	-	-	1	5
25**	150	12	10	1,782	294	1,119,422	71,460	4	-	-	-	-	-
26**	11	5	3	56	6	RELATED TO NO. 25**							
27**	28	5	4	131	6	RELATED TO NO. 25**							
28**	30	13	5	400	33	RELATED TO NO. 25**							
29**	60	21	5	1,269	88	RELATED TO NO. 25**							

MONTEREY

1	2	80	116	159	8	5,400	400	2	-	-	-	-	-
---	---	----	-----	-----	---	-------	-----	---	---	---	---	---	---

⁴ NI indicates never installed. I indicates installed but never used. NP indicates no prosecutor's report.

⁵ NR indicates not reported or could not be determined.

⁶ Motions: G=Granted, D=Denied, P=Pending.

* This wiretap was terminated during 1995 or 1996, but was not reported at that time because it was part of an ongoing investigation.

**This wiretap was terminated during 1997, but was not reported at that time because it was part of an ongoing investigation.

TABLE B-1
STATE CALIFORNIA

CALENDAR YEAR 1998

REPORT BY JUDGES OF COURT-AUTHORIZED INTERCEPTS OF WIRE, ORAL, OR ELECTRONIC COMMUNICATIONS
PURSUANT TO TITLE 18 U.S.C. 2519

A.O. Number	Authorizing Official		Offense Specified	Intercept		Date of Application and (Amendment)	Authorized Length		
	Judge	Prosecutor ¹		Type ²	Place ³		Original Order (Days)	Number of Extensions	Total Length (Days)
ORANGE									
1	TOOHEY	CAPIZZI	NARCOTICS	E	RO8	04/02/1998	30	-	30
2	TOOHEY	CAPIZZI	NARCOTICS	E	RO8	05/21/1998	30	-	30
3	TOOHEY	CAPIZZI	NARCOTICS	PE	SRO8	10/06/1998	30	1	60
4	TOOHEY	CAPIZZI	NARCOTICS	PE	SO13	10/30/1998	30	-	30
5	TOOHEY	CAPIZZI	MURDER	P	S	11/23/1998	30	-	30
SAN BERNARDINO									
1	TOOHEY	STOUT	NARCOTICS	E	O8	12/04/1997	30	1	60
2	TOOHEY	STOUT	NARCOTICS	E	O8	01/16/1998	30	-	30
3	TOOHEY	STOUT	NARCOTICS	E	O8	01/20/1998	30	-	30
1**	PERRY	STOUT	NARCOTICS	P	S	06/24/1997	30	5	180
2**	PERRY	STOUT	NARCOTICS	P	S	06/24/1997	30	5	180
3**	PERRY	STOUT	NARCOTICS	E	O8	06/24/1997	30	4	150
4**	TOOHEY	STOUT	NARCOTICS	P	S	07/03/1997	30	2	90
5**	TOOHEY	STOUT	NARCOTICS	P	S	07/03/1997	30	2	90
6**	TOOHEY	STOUT	NARCOTICS	P	S	07/03/1997	30	2	90
7**	PERRY	STOUT	NARCOTICS	P	O20	08/19/1997	30	3	120
8**	PERRY	STOUT	NARCOTICS	E	O12	08/19/1997	30	3	120
9**	PERRY	STOUT	NARCOTICS	P	O20	08/19/1997	30	3	120
10**	PERRY	STOUT	NARCOTICS	P	O20	08/19/1997	30	3	120
11**	PERRY	STOUT	NARCOTICS	P	O20	08/19/1997	30	3	120
12**	PERRY	STOUT	NARCOTICS	P	O20	08/19/1997	30	3	120
13**	TOOHEY	STOUT	NARCOTICS	E	O8	09/09/1997	30	1	60
14**	TOOHEY	STOUT	NARCOTICS	P	A	09/18/1997	30	-	30
15**	TOOHEY	STOUT	NARCOTICS	E	O8	10/08/1997	30	-	30
16**	PERRY	STOUT	NARCOTICS	E	O8	10/16/1997	30	-	30

¹ The prosecuting official authorized the filing of the application under provisions of the state's statute. (See Table 1 for this state's statutory citation.)

² Type: P=Phone Wire, M=Micro-Eavesdrop, E=Electronic, NR=Not Reported.

³ Place: S=Single Family Dwelling, A=Apartment, M=Multiple Dwelling, B=Business, R=Roving, O=Other.

Other: 6=Automobile/Van, 7=Briefcase, 8=Cellular/Mobile Phone, 9=Cemetery, 10=Closed Circuit TV, 11=Container, 12=Digital Display Pager, 13=Facsimile, 14=Garage/Parking Lot, 15=Hospital, 16=Hotel Room/Motel Room, 17=Jail, 18=Mobile Home/Trailer, 19=Package/Cargo, 20=Pay Phone, 21=Pen Register, 22=Prison, 23=Social Club, 24=Storage, 25=Telefax, 26=Courthouse, 27=Street, 28=Computer, 29=School.

TABLE B-1
STATE CALIFORNIA

CALENDAR YEAR 1998

REPORT BY PROSECUTORS OF COURT-AUTHORIZED INTERCEPTS OF WIRE, ORAL, OR ELECTRONIC COMMUNICATIONS
PURSUANT TO TITLE 18 U.S.C. 2519

A.O. Number	Number Of Days in Oper- ation ⁴	Average Inter- cepts per Day	Number of ⁵			Costs		Number of					
			Persons Inter- cepted	Intercepts	Incrim- inating Intercepts	Total Cost in \$	Other Than Manpower in \$	Arrests	Trials	Motions to Suppress Intercepts ⁶			Persons Con- victed
										G	D	P	
ORANGE													
1	30	41	NR	1,232	516	17,172	900	-	-	-	-	-	-
2	29	15	NR	439	161	26,674	400	2	-	-	1	1	-
3	60	35	NR	2,127	119	57,706	3,400	-	-	-	-	-	-
4	30	12	NR	352	7	29,380	2,200	-	-	-	-	-	-
5	2	28	NR	55	4	1,500	500	-	-	-	-	-	-
SAN BERNARDINO													
1	26	24	NR	611	149	71,032	832	1	-	-	-	-	-
2	1	6	NR	6	2	2,732	32	-	-	-	-	-	-
3	11	16	NR	172	23	30,052	352	1	-	-	-	-	-
1**	144	10	2,876	1,438	153	623,110	100,429	-	-	-	-	-	-
2**	174	3	1,108	554	65	RELATED TO NO. 1**							
3**	144	52	14,910	7,455	349	RELATED TO NO. 1**							
4**	86	87	14,910	7,455	349	RELATED TO NO. 1**							
5**	90	16	2,876	1,438	153	RELATED TO NO. 1**							
6**	90	6	1,108	554	65	RELATED TO NO. 1**							
7**	118	58	13,574	6,787	1	RELATED TO NO. 1**							
8**	118	2	253	253	253	RELATED TO NO. 1**							
9**	118	53	12,492	6,246	4	RELATED TO NO. 1**							
10**	118	169	39,932	19,966	3	RELATED TO NO. 1**							
11**	118	119	27,976	13,988	1	RELATED TO NO. 1**							
12**	118	158	37,228	18,614	1	RELATED TO NO. 1**							
13**	44	60	NR	2,661	1,122	41,008	1,408	12	2	-	-	-	5
14**	16	67	NR	1,077	171	14,912	512	5	1	-	-	-	4
15**	15	35	NR	522	108	13,980	480	4	-	-	-	-	-
16**	30	6	362	181	42	RELATED TO NO. 1**							

⁴ NI indicates never installed. I indicates installed but never used. NP indicates no prosecutor's report.

⁵ NR indicates not reported or could not be determined.

⁶ Motions: G=Granted, D=Denied, P=Pending.

* This wiretap was terminated during 1995 or 1996, but was not reported at that time because it was part of an ongoing investigation.

**This wiretap was terminated during 1997, but was not reported at that time because it was part of an ongoing investigation.

TABLE B-1
STATE CALIFORNIA

CALENDAR YEAR 1998

REPORT BY JUDGES OF COURT-AUTHORIZED INTERCEPTS OF WIRE, ORAL, OR ELECTRONIC COMMUNICATIONS
PURSUANT TO TITLE 18 U.S.C. 2519

A.O. Number	Authorizing Official		Offense Specified	Intercept		Date of Application and (Amendment)	Authorized Length		
	Judge	Prosecutor ¹		Type ²	Place ³		Original Order (Days)	Number of Extensions	Total Length (Days)
SAN BERNARDINO (CONTINUED)									
17**	PERRY	STOUT	NARCOTICS	E	O12	10/16/1997	30	1	60
18**	PERRY	STOUT	NARCOTICS	E	O12	10/16/1997	30	1	60
19**	TOOHEY	STOUT	NARCOTICS	E	O8	10/27/1997	30	-	30
20**	TOOHEY	STOUT	NARCOTICS	P	S	10/27/1997	30	1	60
21**	TOOHEY	STOUT	NARCOTICS	E	O8	11/21/1997	30	-	30
22**	PERRY	STOUT	NARCOTICS	E	O8	11/24/1997	30	-	30
SAN DIEGO									
1	HUFF	WEINER	NARCOTICS	P	S	11/02/1998	30	-	30
1**	HOWATT	PFINGST	MURDER	P	MO17	09/05/1997	30	-	30
SONOMA									
1	TANSIL	MULLINS	MURDER	P	S	02/09/1998	30	-	30
STATE ATTORNEY GENERAL									
1	FIDLER	WILLIAMSON	NARCOTICS	PE	SO12	08/01/1998	30	-	30
1**	KANE	WILLIAMSON	MURDER	P	O17	04/16/1997	30	2	65
VENTURA									
1	CAMPBELL	BRADBURY	MURDER	PE	SO8	07/01/1998	30	-	30
1**	BRADLEY	BRADBURY	MURDER	P	SO17	11/10/1997	30	2	50

¹The prosecuting official authorized the filing of the application under provisions of the state's statute. (See Table 1 for this state's statutory citation.)

²Type: P=Phone Wire, M=Micro-Eavesdrop, E=Electronic, NR=Not Reported.

³Place: S=Single Family Dwelling, A=Apartment, M=Multiple Dwelling, B=Business, R=Roving, O=Other.

Other: 6=Automobile/Van, 7=Briefcase, 8=Cellular/Mobile Phone, 9=Cemetery, 10=Closed Circuit TV, 11=Container, 12=Digital Display Pager, 13=Facsimile, 14=Garage/Parking Lot, 15=Hospital, 16=Hotel Room/Motel Room, 17=Jail, 18=Mobile Home/Trailer, 19=Package/Cargo, 20=Pay Phone, 21=Pen Register, 22=Prison, 23=Social Club, 24=Storage, 25=Telefax, 26=Courthouse, 27=Street, 28=Computer, 29=School.

TABLE B-1
STATE CALIFORNIA

CALENDAR YEAR 1998

REPORT BY PROSECUTORS OF COURT-AUTHORIZED INTERCEPTS OF WIRE, ORAL, OR ELECTRONIC COMMUNICATIONS
PURSUANT TO TITLE 18 U.S.C. 2519

A.O. Number	Number Of Days in Oper- ation ⁴	Average Inter- cepts per Day	Number of ⁵			Costs		Number of						
			Persons Inter- cepted	Intercepts	Incrim- inating Intercepts	Total Cost in \$	Other Than Manpower in \$	Arrests	Trials	Motions to Suppress Intercepts ⁶			Persons Conv- icted	
										G	D	P		
SAN BERNARDINO (CONTINUED)														
17**	59	1	47	47	47	RELATED TO NO. 1**								
18**	58	1	81	81	81	RELATED TO NO. 1**								
19**	18	40	NR	722	155	16,740	540	3	-	-	-	-	-	
20**	56	92	NR	5,129	797	152,992	1,792	-	-	-	-	-	-	
21**	29	31	NR	889	323	79,228	928	6	-	-	-	-	-	
22**	30	-	-	-	-	RELATED TO NO. 1**								
SAN DIEGO														
1	NP	-	-	-	-	-	-	-	-	-	-	-	-	
1**	8	1	31	9	2	9,972	219	1	1	-	-	-	1	
SONOMA														
1	3	53	2	158	-	17,780	500	-	-	-	-	-	-	
STATE ATTORNEY GENERAL														
1	10	58	84	579	8	84,460	3,360	1	-	-	-	-	-	
1**	65	1	17	84	34	7,298	1,037	3	3	-	-	-	3	
VENTURA														
1	8	75	37	603	10	31,600	600	2	-	-	-	-	-	
1**	44	13	155	567	119	567	-	2	-	-	-	-	-	

⁴ NI indicates never installed. I indicates installed but never used. NP indicates no prosecutor's report.

⁵ NR indicates not reported or could not be determined.

⁶ Motions: G=Granted, D=Denied, P=Pending.

* This wiretap was terminated during 1995 or 1996, but was not reported at that time because it was part of an ongoing investigation.

**This wiretap was terminated during 1997, but was not reported at that time because it was part of an ongoing investigation.

TABLE B-1
STATE COLORADO

CALENDAR YEAR 1998

REPORT BY JUDGES OF COURT-AUTHORIZED INTERCEPTS OF WIRE, ORAL, OR ELECTRONIC COMMUNICATIONS
PURSUANT TO TITLE 18 U.S.C. 2519

A.O. Number	Authorizing Official		Offense Specified	Intercept		Date of Application and (Amendment)	Authorized Length		
	Judge	Prosecutor ¹		Type ²	Place ³		Original Order (Days)	Number of Extensions	Total Length (Days)
ARAPAHOE									
1	STUART	PETERS	NARCOTICS	PE	SO8	11/25/1998	30	1	60

¹The prosecuting official authorized the filing of the application under provisions of the state's statute. (See Table 1 for this state's statutory citation.)

²Type: P=Phone Wire, M=Micro-Eavesdrop, E=Electronic, NR=Not Reported.

³Place: S=Single Family Dwelling, A=Apartment, M=Multiple Dwelling, B=Business, R=Roving, O=Other.

Other: 6=Automobile/Van, 7=Briefcase, 8=Cellular/Mobile Phone, 9=Cemetery, 10=Closed Circuit TV, 11=Container, 12=Digital Display Pager, 13=Facsimile, 14=Garage/Parking Lot, 15=Hospital, 16=Hotel Room/Motel Room, 17=Jail, 18=Mobile Home/Trailer, 19=Package/Cargo, 20=Pay Phone, 21=Pen Register, 22=Prison, 23=Social Club, 24=Storage, 25=Telefax, 26=Courthouse, 27=Street, 28=Computer, 29=School.

TABLE B-1
STATE COLORADO

CALENDAR YEAR 1998

REPORT BY PROSECUTORS OF COURT-AUTHORIZED INTERCEPTS OF WIRE, ORAL, OR ELECTRONIC COMMUNICATIONS
PURSUANT TO TITLE 18 U.S.C. 2519

A.O. Number	Number Of Days in Oper- ation ⁴	Average Inter- cepts per Day	Number of ⁵			Costs		Number of						
			Persons Inter- cepted	Intercepts	Incrim- inating Intercepts	Total Cost in \$	Other Than Manpower in \$	Arrests	Trials	Motions to Suppress Intercepts ⁶			Persons Con- victed	
										G	D	P		
ARAPAHOE														
1	NP	-	-	-	-	-	-	-	-	-	-	-	-	-

⁴ NI indicates never installed. I indicates installed but never used. NP indicates no prosecutor's report.

⁵ NR indicates not reported or could not be determined.

⁶ Motions: G=Granted, D=Denied, P=Pending.

* This wiretap was terminated during 1995 or 1996, but was not reported at that time because it was part of an ongoing investigation.

**This wiretap was terminated during 1997, but was not reported at that time because it was part of an ongoing investigation.

TABLE B-1
STATE CONNECTICUT

CALENDAR YEAR 1998

REPORT BY JUDGES OF COURT-AUTHORIZED INTERCEPTS OF WIRE, ORAL, OR ELECTRONIC COMMUNICATIONS
PURSUANT TO TITLE 18 U.S.C. 2519

A.O. Number	Authorizing Official		Offense Specified	Intercept		Date of Application and (Amendment)	Authorized Length		
	Judge	Prosecutor ¹		Type ²	Place ³		Original Order (Days)	Number of Extensions	Total Length (Days)
HARTFORD									
1	SPADA	BAILEY	RACKETEERING	P	S	02/03/1998	15	-	15
2	SPADA	BAILEY	RACKETEERING	E	O8	02/23/1998	15	-	15
3	SPADA	BAILEY	RACKETEERING	P	S	02/26/1998	15	-	15
4	SPADA	BAILEY	RACKETEERING	E	O8	03/03/1998	15	1	30
5	SPADA	BAILEY	RACKETEERING	P	A	03/09/1998	15	-	15
6	SPADA	BAILEY	RACKETEERING	P	A	03/18/1998	15	-	15
7	MULCAHY	THOMAS	RACKETEERING	P	S	03/23/1998	15	-	15
8	SPADA	BAILEY	RACKETEERING	P	S	04/06/1998	15	-	15
9	SPADA	BAILEY	RACKETEERING	P	A	04/06/1998	15	-	15
10	MULCAHY	BAILEY	NARCOTICS	E	O8	08/05/1998	15	-	15
11	MULCAHY	BAILEY	NARCOTICS	P	S	09/04/1998	15	-	15
12	MULCAHY	DEARINGTON	GAMBLING	P	A	11/27/1998	15	-	15
13	MULCAHY	DEARINGTON	GAMBLING	P	S	12/16/1998	15	-	15
LITCHFIELD									
1	MULCAHY	MACO	RACKETEERING	P	S	05/13/1998	15	-	15
2	MULCAHY	MACO	RACKETEERING	E	O8	05/13/1998	15	-	15
3	MULCAHY	MACO	RACKETEERING	E	O8	05/13/1998	15	-	15
NEW BRITAIN									
1	MULCAHY	MURPHY	GAMBLING	P	S	11/19/1998	15	-	15
2	MULCAHY	MURPHY	GAMBLING	P	S	12/10/1998	15	-	15
NEW HAVEN									
1	MULCAHY	CONNELLY	GAMBLING	P	S	12/15/1998	15	-	15
1*	MIANO	KEEGAN	NARCOTICS	P	S	07/07/1995	15	1	30

¹ The prosecuting official authorized the filing of the application under provisions of the state's statute. (See Table 1 for this state's statutory citation.)

² Type: P=Phone Wire, M=Micro-Eavesdrop, E=Electronic, NR=Not Reported.

³ Place: S=Single Family Dwelling, A=Apartment, M=Multiple Dwelling, B=Business, R=Roving, O=Other.

Other: 6=Automobile/Van, 7=Briefcase, 8=Cellular/Mobile Phone, 9=Cemetery, 10=Closed Circuit TV, 11=Container, 12=Digital Display Pager, 13=Facsimile, 14=Garage/Parking Lot, 15=Hospital, 16=Hotel Room/Motel Room, 17=Jail, 18=Mobile Home/Trailer, 19=Package/Cargo, 20=Pay Phone, 21=Pen Register, 22=Prison, 23=Social Club, 24=Storage, 25=Telefax, 26=Courthouse, 27=Street, 28=Computer, 29=School.

TABLE B-1
STATE CONNECTICUT

CALENDAR YEAR 1998

REPORT BY PROSECUTORS OF COURT-AUTHORIZED INTERCEPTS OF WIRE, ORAL, OR ELECTRONIC COMMUNICATIONS
PURSUANT TO TITLE 18 U.S.C. 2519

A.O. Number	Number Of Days in Oper- ation ⁴	Average Inter- cepts per Day	Number of ⁵			Costs		Number of						
			Persons Inter- cepted	Intercepts	Incrim- inating Intercepts	Total Cost in \$	Other Than Manpower in \$	Arrests	Trials	Motions to Suppress Intercepts ⁶			Persons Con- victed	
										G	D	P		
HARTFORD														
1	NP	-	-	-	-	-	-	-	-	-	-	-	-	
2	12	-	2	3	-	7,364	500	-	-	-	-	-	-	
3	10	19	NR	189	55	25,100	19,404	4	-	-	-	-	-	
4	24	19	200	461	178	85,860	500	3	-	-	-	-	-	
5	NI	-	-	-	-	-	-	-	-	-	-	-	-	
6	5	52	165	262	29	34,820	500	-	-	-	-	-	-	
7	10	23	73	233	30	19,000	-	4	-	-	-	-	-	
8	15	56	228	843	61	13,700	500	3	-	-	-	-	-	
9	1	3	3	3	-	644	500	-	-	-	-	-	-	
10	11	24	69	269	82	18,960	1,740	-	-	-	-	-	-	
11	15	31	90	461	58	33,318	198	-	-	-	-	-	-	
12	5	11	9	55	54	1,680	1,140	-	-	-	-	-	-	
13	4	45	16	178	165	2,208	1,412	-	-	-	-	-	-	
LITCHFIELD														
1	15	22	40	329	52	20,728	834	3	-	-	-	-	-	
2	15	15	15	218	125	20,728	834	4	-	-	-	-	-	
3	15	-	3	3	-	20,728	834	3	-	-	-	-	-	
NEW BRITAIN														
1	7	126	40	885	852	6,500	4,100	-	-	-	-	-	-	
2	5	39	14	195	189	2,600	1,720	-	-	-	-	-	-	
NEW HAVEN														
1	8	45	24	363	310	7,995	1,517	-	-	-	-	-	-	
1*	16	70	198	1,124	291	99,063	59,782	15	-	-	-	-	12	

⁴ NI indicates never installed. I indicates installed but never used. NP indicates no prosecutor's report.

⁵ NR indicates not reported or could not be determined.

⁶ Motions: G=Granted, D=Denied, P=Pending.

* This wiretap was terminated during 1995 or 1996, but was not reported at that time because it was part of an ongoing investigation.

**This wiretap was terminated during 1997, but was not reported at that time because it was part of an ongoing investigation.

TABLE B-1

STATE CONNECTICUT

CALENDAR YEAR 1998

**REPORT BY JUDGES OF COURT-AUTHORIZED INTERCEPTS OF WIRE, ORAL, OR ELECTRONIC COMMUNICATIONS
PURSUANT TO TITLE 18 U.S.C. 2519**

A.O. Number	Authorizing Official		Offense Specified	Intercept		Date of Application and (Amendment)	Authorized Length		
	Judge	Prosecutor ¹		Type ²	Place ³		Original Order (Days)	Number of Extensions	Total Length (Days)
NEW LONDON									
1	MULCAHY	KANE	EXTORTION	P	A	04/28/1998	15	-	15
2	MULCAHY	KANE	EXTORTION	P	A	05/26/1998	15	-	15
3	MULCAHY	KANE	EXTORTION	P	A	05/26/1998	15	-	15
4	MULCAHY	KANE	EXTORTION	P	S	06/23/1998	15	-	15

¹The prosecuting official authorized the filing of the application under provisions of the state's statute. (See Table 1 for this state's statutory citation.)

²Type: P=Phone Wire, M=Micro-Eavesdrop, E=Electronic, NR=Not Reported.

³Place: S=Single Family Dwelling, A=Apartment, M=Multiple Dwelling, B=Business, R=Roving, O=Other.

Other: 6=Automobile/Van, 7=Briefcase, 8=Cellular/Mobile Phone, 9=Cemetery, 10=Closed Circuit TV, 11=Container, 12=Digital Display Pager, 13=Facsimile, 14=Garage/Parking Lot, 15=Hospital, 16=Hotel Room/Motel Room, 17=Jail, 18=Mobile Home/Trailer, 19=Package/Cargo, 20=Pay Phone, 21=Pen Register, 22=Prison, 23=Social Club, 24=Storage, 25=Telefax, 26=Courthouse, 27=Street, 28=Computer, 29=School.

TABLE B-1
STATE CONNECTICUT

CALENDAR YEAR 1998

REPORT BY PROSECUTORS OF COURT-AUTHORIZED INTERCEPTS OF WIRE, ORAL, OR ELECTRONIC COMMUNICATIONS
PURSUANT TO TITLE 18 U.S.C. 2519

A.O. Number	Number Of Days in Oper- ation ⁴	Average Inter- cepts per Day	Number of ⁵			Costs		Number of					
			Persons Inter- cepted	Intercepts	Incrim- inating Intercepts	Total Cost in \$	Other Than Manpower in \$	Arrests	Trials	Motions to Suppress Intercepts ⁶			Persons Con- victed
										G	D	P	
NEW LONDON													
1	14	37	94	523	456	30,099	13,811	-	-	-	-	-	-
2	9	60	134	541	433	17,417	5,402	-	-	-	-	-	-
3	8	27	69	212	189	9,528	4,212	-	-	-	-	-	-
4	15	39	296	578	43	7,766	2,450	-	-	-	-	-	-

⁴ NI indicates never installed. I indicates installed but never used. NP indicates no prosecutor's report.

⁵ NR indicates not reported or could not be determined.

⁶ Motions: G=Granted, D=Denied, P=Pending.

* This wiretap was terminated during 1995 or 1996, but was not reported at that time because it was part of an ongoing investigation.

**This wiretap was terminated during 1997, but was not reported at that time because it was part of an ongoing investigation.

TABLE B-1

STATE DELAWARE

CALENDAR YEAR 1998

**REPORT BY JUDGES OF COURT-AUTHORIZED INTERCEPTS OF WIRE, ORAL, OR ELECTRONIC COMMUNICATIONS
PURSUANT TO TITLE 18 U.S.C. 2519**

A.O. Number	Authorizing Official		Offense Specified	Intercept		Date of Application and (Amendment)	Authorized Length		
	Judge	Prosecutor ¹		Type ²	Place ³		Original Order (Days)	Number of Extensions	Total Length (Days)
KENT									
1	COOCH	BRADY	MURDER	PE	SAO8	01/20/1998	15	-	15

¹The prosecuting official authorized the filing of the application under provisions of the state's statute. (See Table 1 for this state's statutory citation.)

²Type: P=Phone Wire, M=Micro-Eavesdrop, E=Electronic, NR=Not Reported.

³Place: S=Single Family Dwelling, A=Apartment, M=Multiple Dwelling, B=Business, R=Roving, O=Other.

Other: 6=Automobile/Van, 7=Briefcase, 8=Cellular/Mobile Phone, 9=Cemetery, 10=Closed Circuit TV, 11=Container, 12=Digital Display Pager, 13=Facsimile, 14=Garage/Parking Lot, 15=Hospital, 16=Hotel Room/Motel Room, 17=Jail, 18=Mobile Home/Trailer, 19=Package/Cargo, 20=Pay Phone, 21=Pen Register, 22=Prison, 23=Social Club, 24=Storage, 25=Telefax, 26=Courthouse, 27=Street, 28=Computer, 29=School.

TABLE B-1
STATE DELAWARE

CALENDAR YEAR 1998

REPORT BY PROSECUTORS OF COURT-AUTHORIZED INTERCEPTS OF WIRE, ORAL, OR ELECTRONIC COMMUNICATIONS
PURSUANT TO TITLE 18 U.S.C. 2519

A.O. Number	Number Of Days in Oper- ation ⁴	Average Inter- cepts per Day	Number of ⁵			Costs		Number of						
			Persons Inter- cepted	Intercepts	Incrim- inating Intercepts	Total Cost in \$	Other Than Manpower in \$	Arrests	Trials	Motions to Suppress Intercepts ⁶			Persons Con- victed	
										G	D	P		
KENT														
1	4	50	50	200	-	5,050	1,500	-	-	-	-	-	-	

⁴ NI indicates never installed. I indicates installed but never used. NP indicates no prosecutor's report.

⁵ NR indicates not reported or could not be determined.

⁶ Motions: G=Granted, D=Denied, P=Pending.

* This wiretap was terminated during 1995 or 1996, but was not reported at that time because it was part of an ongoing investigation.

**This wiretap was terminated during 1997, but was not reported at that time because it was part of an ongoing investigation.

TABLE B-1
STATE FLORIDA

CALENDAR YEAR 1998

REPORT BY JUDGES OF COURT-AUTHORIZED INTERCEPTS OF WIRE, ORAL, OR ELECTRONIC COMMUNICATIONS
PURSUANT TO TITLE 18 U.S.C. 2519

A.O. Number	Authorizing Official		Offense Specified	Intercept		Date of Application and (Amendment)	Authorized Length		
	Judge	Prosecutor ¹		Type ²	Place ³		Original Order (Days)	Number of Extensions	Total Length (Days)
2ND JUDICIAL CIRCUIT (LEON)									
1	LESTER	HINES	RACKETEERING	P	S	04/26/1998	30	1	60
2	KANEY	HINES	RACKETEERING	P	B	04/26/1998	30	1	60
3	LESTER	HINES	RACKETEERING	E	O8	05/15/1998	30	-	30
4	KANEY	HINES	RACKETEERING	M	B	05/28/1998	30	-	30
4TH JUDICIAL CIRCUIT (DUVAL)									
1	WILKES	SHORSTEIN	RACKETEERING	P	S	03/06/1998	30	-	30
2	WILKES	SHORSTEIN	RACKETEERING	P	S	03/06/1998	30	-	30
5TH JUDICIAL CIRCUIT (LAKE/MARION)									
1	MERRITT	KING	NARCOTICS	P	S	04/22/1998	30	1	60
2	SAWAYA	KING	NARCOTICS	P	S	08/14/1998	30	-	30
3	THOMAS	KING	NARCOTICS	P	S	10/09/1998	30	-	30
6TH JUDICIAL CIRCUIT (PINELLAS)									
1	SCHAEFFER	MCCABE	MURDER	P	S	02/05/1998	30	-	30
9TH JUDICIAL CIRCUIT (ORANGE/OSCEOLA)									
1	KANEY	LAMAR	NARCOTICS	E	O8	08/10/1998	30	-	30
2	KANEY	LAMAR	NARCOTICS	E	O8	08/14/1998	30	-	30
3	KANEY	LAMAR	NARCOTICS	E	O8	08/17/1998	30	-	30
11TH JUDICIAL CIRCUIT (DADE)									
1	SCOLA	FERNANDEZ-RUNDL	RACKETEERING	P	S	04/03/1998	30	-	30
2	FREEMAN	FERNANDEZ-RUNDL	RACKETEERING	P	S	10/23/1998	30	1	60
3	FREEMAN	FERNANDEZ-RUNDL	RACKETEERING	E	O8	10/23/1998	30	-	30
4	FREEMAN	FERNANDEZ-RUNDL	RACKETEERING	E	O8	11/09/1998	30	-	30
5	FREEMAN	FERNANDEZ-RUNDL	RACKETEERING	E	O8	11/18/1998	30	-	30
6	FREEMAN	FERNANDEZ-RUNDL	RACKETEERING	E	O8	11/23/1998	30	-	30

¹The prosecuting official authorized the filing of the application under provisions of the state's statute. (See Table 1 for this state's statutory citation.)

²Type: P=Phone Wire, M=Micro-Eavesdrop, E=Electronic, NR=Not Reported.

³Place: S=Single Family Dwelling, A=Apartment, M=Multiple Dwelling, B=Business, R=Roving, O=Other.

Other: 6=Automobile/Van, 7=Briefcase, 8=Cellular/Mobile Phone, 9=Cemetery, 10=Closed Circuit TV, 11=Container, 12=Digital Display Pager, 13=Facsimile, 14=Garage/Parking Lot, 15=Hospital, 16=Hotel Room/Motel Room, 17=Jail, 18=Mobile Home/Trailer, 19=Package/Cargo, 20=Pay Phone, 21=Pen Register, 22=Prison, 23=Social Club, 24=Storage, 25=Telefax, 26=Courthouse, 27=Street, 28=Computer, 29=School.

TABLE B-1
STATE FLORIDA

CALENDAR YEAR 1998

REPORT BY PROSECUTORS OF COURT-AUTHORIZED INTERCEPTS OF WIRE, ORAL, OR ELECTRONIC COMMUNICATIONS
PURSUANT TO TITLE 18 U.S.C. 2519

A.O. Number	Number Of Days in Oper- ation ⁴	Average Inter- cepts per Day	Number of ⁵			Costs		Number of						
			Persons Inter- cepted	Intercepts	Incrim- inating Intercepts	Total Cost in \$	Other Than Manpower in \$	Arrests	Trials	Motions to Suppress Intercepts ⁶			Persons Con- victed	
										G	D	P		
2ND JUDICIAL CIRCUIT (LEON)														
1	46	113	560	5,175	111	RELATED TO NO. 2								
2	46	162	896	7,472	149	442,000	10,000	24	-	-	-	-		-
3	27	7	32	191	8	RELATED TO NO. 2								
4	13	8	42	105	1	RELATED TO NO. 2								
4TH JUDICIAL CIRCUIT (DUVAL)														
1	18	29	15	529	21	11,323	257	7	-	-	-	-		-
2	27	84	50	2,272	772	16,746	1,280	7	-	-	-	-		-
5TH JUDICIAL CIRCUIT (LAKE/MARION)														
1	35	27	117	940	58	12,850	250	3	-	-	-	-		3
2	18	20	14	366	3	5,130	150	-	-	-	-	-		-
3	20	20	12	406	33	6,000	-	3	-	-	-	-		-
6TH JUDICIAL CIRCUIT (PINELLAS)														
1	NP	-	-	-	-	-	-	-	-	-	-	-		-
9TH JUDICIAL CIRCUIT (ORANGE/OSCEOLA)														
1	NI	-	-	-	-	-	-	-	-	-	-	-		-
2	18	25	45	453	26	131,000	8,200	10	-	-	-	-		3
3	17	36	68	618	118	RELATED TO NO. 2								
11TH JUDICIAL CIRCUIT (DADE)														
1	9	58	30	524	-	16,879	587	-	-	-	-	-		-
2	49	103	NR	5,066	134	RELATED TO NO. 3								
3	20	7	NR	143	41	267,110	2,000	-	-	-	-	-		-
4	2	3	NR	6	-	RELATED TO NO. 3								
5	30	15	NR	455	98	RELATED TO NO. 3								
6	18	9	NR	164	32	RELATED TO NO. 3								

⁴ NI indicates never installed. I indicates installed but never used. NP indicates no prosecutor's report.

⁵ NR indicates not reported or could not be determined.

⁶ Motions: G=Granted, D=Denied, P=Pending.

* This wiretap was terminated during 1995 or 1996, but was not reported at that time because it was part of an ongoing investigation.

**This wiretap was terminated during 1997, but was not reported at that time because it was part of an ongoing investigation.

TABLE B-1
STATE FLORIDA

CALENDAR YEAR 1998

**REPORT BY JUDGES OF COURT-AUTHORIZED INTERCEPTS OF WIRE, ORAL, OR ELECTRONIC COMMUNICATIONS
PURSUANT TO TITLE 18 U.S.C. 2519**

A.O. Number	Authorizing Official		Offense Specified	Intercept		Date of Application and (Amendment)	Authorized Length		
	Judge	Prosecutor ¹		Type ²	Place ³		Orig-inal Order (Days)	Num-ber of Exten-sions	Total Length (Days)
13TH JUDICIAL CIRCUIT (HILLSBOROUGH)									
1	ALVAREZ	COE	KIDNAPPING	M	S	12/12/1997	30	2	90
2	MAYE	COE	NARCOTICS	PE	SO8	05/06/1998	30	1	60
3	BONANNO	COE	NARCOTICS	PE	SO8	07/20/1998	30	1	60
4	FOSTER	COE	NARCOTICS	PE	SO8	08/28/1998	30	-	30
5	HOLDER	COE	NARCOTICS	PE	SO8	10/19/1998	30	-	30
15TH JUDICIAL CIRCUIT (PALM BEACH)									
1	OFTEDAL	KRISCHER	NARCOTICS	E	RO8	11/25/1997	30	1	40
3**	OFTEDAL	KRISCHER	NARCOTICS	E	RO8	11/10/1997	30	1	45
17TH JUDICIAL CIRCUIT (BROWARD)									
1	DIMITROULEAS	SATZ	RACKETEERING	PE	BO13,O21	11/14/1997	30	1	60
2	DIMITROULEAS	SATZ	RACKETEERING	PE	BO21	01/06/1998	30	-	30
18TH JUDICIAL CIRCUIT (BREVARD/SEMINOLE)									
1	SILVERNAIL	WOLFINGER	NARCOTICS	E	O12	05/18/1998	30	1	60
2	SILVERNAIL	WOLFINGER	NARCOTICS	P	S	05/18/1998	30	1	60
3	SILVERNAIL	WOLFINGER	NARCOTICS	E	O8	05/18/1998	30	1	60
4	SILVERNAIL	WOLFINGER	NARCOTICS	E	O8	05/18/1998	30	1	60
5	SILVERNAIL	WOLFINGER	NARCOTICS	P	S	05/18/1998	30	1	60
6	LESTER	WOLFINGER	NARCOTICS	E	O12	05/26/1998	30	-	30
7	LESTER	WOLFINGER	NARCOTICS	P	S	05/26/1998	30	-	30
8	SILVERNAIL	WOLFINGER	NARCOTICS	P	S	06/02/1998	18	-	18
9	EVANDER	WOLFINGER	NARCOTICS	P	A	06/02/1998	12	-	12
10	LESTER	WOLFINGER	NARCOTICS	E	O8	07/15/1998	30	1	60
11	LESTER	WOLFINGER	NARCOTICS	P	A	07/15/1998	30	1	60
12	LESTER	WOLFINGER	NARCOTICS	E	O8	08/04/1998	30	-	30
13	SILVERNAIL	WOLFINGER	NARCOTICS	P	A	08/31/1998	30	-	30

¹ The prosecuting official authorized the filing of the application under provisions of the state's statute. (See Table 1 for this state's statutory citation.)

² Type: P=Phone Wire, M=Micro-Eavesdrop, E=Electronic, NR=Not Reported.

³ Place: S=Single Family Dwelling, A=Apartment, M=Multiple Dwelling, B=Business, R=Roving, O=Other.

Other: 6=Automobile/Van, 7=Briefcase, 8=Cellular/Mobile Phone, 9=Cemetery, 10=Closed Circuit TV, 11=Container, 12=Digital Display Pager, 13=Facsimile, 14=Garage/Parking Lot, 15=Hospital, 16=Hotel Room/Motel Room, 17=Jail, 18=Mobile Home/Trailer, 19=Package/Cargo, 20=Pay Phone, 21=Pen Register, 22=Prison, 23=Social Club, 24=Storage, 25=Telefax, 26=Courthouse, 27=Street, 28=Computer, 29=School.

TABLE B-1
STATE FLORIDA

CALENDAR YEAR 1998

REPORT BY PROSECUTORS OF COURT-AUTHORIZED INTERCEPTS OF WIRE, ORAL, OR ELECTRONIC COMMUNICATIONS
PURSUANT TO TITLE 18 U.S.C. 2519

A.O. Number	Number Of Days in Oper- ation ⁴	Average Inter- cepts per Day	Number of ⁵			Costs		Number of						
			Persons Inter- cepted	Intercepts	Incrim- inating Intercepts	Total Cost in \$	Other Than Manpower in \$	Arrests	Trials	Motions to Suppress Intercepts ⁶			Persons Con- victed	
										G	D	P		
13TH JUDICIAL CIRCUIT (HILLSBOROUGH)														
1	81	33	2	2,666	38	105,498	1,010	-	-	-	-	-	-	
2	56	38	8	2,106	94	145,575	15,175	-	-	-	-	-	-	
3	54	25	15	1,344	329	194,555	3,264	14	-	-	-	-	-	
4	18	32	14	582	8	61,024	616	10	-	-	-	-	-	
5	16	197	11	3,159	103	111,110	3,110	10	-	-	-	-	-	
15TH JUDICIAL CIRCUIT (PALM BEACH)														
1	40	63	40	2,521	441	18,000	1,000	3	-	-	-	-	-	
3**	45	48	85	2,139	339	19,000	1,000	5	1	-	-	-	1	
17TH JUDICIAL CIRCUIT (BROWARD)														
1	59	16	89	915	373	RELATED TO NO. 2								
2	6	14	24	83	26	144,126	600	5	-	-	-	-	4	
18TH JUDICIAL CIRCUIT (BREVARD/SEMINOLE)														
1	33	8	273	273	273	2,400	400	RELATED TO NO. 2						
2	33	70	947	2,299	106	20,940	2,700	11	-	-	-	-	9	
3	33	4	55	138	12	RELATED TO NO. 2								
4	33	11	203	347	130	RELATED TO NO. 2								
5	33	17	260	545	18	RELATED TO NO. 2								
6	20	2	-	37	-	RELATED TO NO. 7								
7	20	22	2	433	11	25,000	-	6	-	-	-	-	2	
8	18	15	93	263	2	10,470	1,350	RELATED TO NO. 2						
9	12	8	31	93	7	8,500	-	-	-	-	-	-	-	
10	52	93	399	4,852	1,491	RELATED TO NO. 11								
11	52	84	442	4,351	617	63,639	7,479	16	-	-	-	-	-	
12	25	55	886	1,368	110	RELATED TO NO. 11								
13	11	67	NR	736	50	13,750	550	4	-	-	-	-	-	

⁴ NI indicates never installed. I indicates installed but never used. NP indicates no prosecutor's report.

⁵ NR indicates not reported or could not be determined.

⁶ Motions: G=Granted, D=Denied, P=Pending.

* This wiretap was terminated during 1995 or 1996, but was not reported at that time because it was part of an ongoing investigation.

**This wiretap was terminated during 1997, but was not reported at that time because it was part of an ongoing investigation.

TABLE B-1
STATE FLORIDA

CALENDAR YEAR 1998

REPORT BY JUDGES OF COURT-AUTHORIZED INTERCEPTS OF WIRE, ORAL, OR ELECTRONIC COMMUNICATIONS
PURSUANT TO TITLE 18 U.S.C. 2519

A.O. Number	Authorizing Official		Offense Specified	Intercept		Date of Application and (Amendment)	Authorized Length		
	Judge	Prosecutor ¹		Type ²	Place ³		Original Order (Days)	Number of Extensions	Total Length (Days)
18TH JUDICIAL CIRCUIT (BREVARD/SEMINOLE) (CONTINUED)									
14	EVANDER	WOLFINGER	NARCOTICS	E	O8	11/05/1998	30	-	30
15	EVANDER	WOLFINGER	NARCOTICS	E	O8	11/10/1998	30	-	30
19TH JUDICIAL CIRCUIT (SAINT LUCIE)									
1	CIANCA	COLTON	RACKETEERING	P	S	04/28/1998	30	1	60
STATE ATTORNEY GENERAL									
1	ANDREWS	BUTTERWORTH	MURDER	P	S	11/04/1998	30	-	30

¹The prosecuting official authorized the filing of the application under provisions of the state's statute. (See Table 1 for this state's statutory citation.)

²Type: P=Phone Wire, M=Micro-Eavesdrop, E=Electronic, NR=Not Reported.

³Place: S=Single Family Dwelling, A=Apartment, M=Multiple Dwelling, B=Business, R=Roving, O=Other.

Other: 6=Automobile/Van, 7=Briefcase, 8=Cellular/Mobile Phone, 9=Cemetery, 10=Closed Circuit TV, 11=Container, 12=Digital Display Pager, 13=Facsimile, 14=Garage/Parking Lot, 15=Hospital, 16=Hotel Room/Motel Room, 17=Jail, 18=Mobile Home/Trailer, 19=Package/Cargo, 20=Pay Phone, 21=Pen Register, 22=Prison, 23=Social Club, 24=Storage, 25=Telefax, 26=Courthouse, 27=Street, 28=Computer, 29=School.

TABLE B-1
STATE FLORIDA

CALENDAR YEAR 1998

REPORT BY PROSECUTORS OF COURT-AUTHORIZED INTERCEPTS OF WIRE, ORAL, OR ELECTRONIC COMMUNICATIONS
PURSUANT TO TITLE 18 U.S.C. 2519

A.O. Number	Number Of Days in Oper- ation ⁴	Average Inter- cepts per Day	Number of ⁵			Costs		Number of					
			Persons Inter- cepted	Intercepts	Incrim- inating Intercepts	Total Cost in \$	Other Than Manpower in \$	Arrests	Trials	Motions to Suppress Intercepts ⁶			Persons Con- victed
										G	D	P	
18TH JUDICIAL CIRCUIT (BREVARD/SEMINOLE) (CONTINUED)													
14	29	75	20	2,179	270	20,000	-	10	-	-	-	-	-
15	24	49	20	1,174	226	RELATED TO NO. 148		-		-	-	-	-
19TH JUDICIAL CIRCUIT (SAINT LUCIE)													
1	NP	-	-	-	-	-	-	-	-	-	-	-	-
STATE ATTORNEY GENERAL													
1	4	22	8	88	8	4,500	500	-	-	-	-	-	-

⁴ NI indicates never installed. I indicates installed but never used. NP indicates no prosecutor's report.

⁵ NR indicates not reported or could not be determined.

⁶ Motions: G=Granted, D=Denied, P=Pending.

* This wiretap was terminated during 1995 or 1996, but was not reported at that time because it was part of an ongoing investigation.

**This wiretap was terminated during 1997, but was not reported at that time because it was part of an ongoing investigation.

TABLE B-1
STATE GEORGIA

CALENDAR YEAR 1998

REPORT BY JUDGES OF COURT-AUTHORIZED INTERCEPTS OF WIRE, ORAL, OR ELECTRONIC COMMUNICATIONS
PURSUANT TO TITLE 18 U.S.C. 2519

A.O. Number	Authorizing Official		Offense Specified	Intercept		Date of Application and (Amendment)	Authorized Length		
	Judge	Prosecutor ¹		Type ²	Place ³		Original Order (Days)	Number of Extensions	Total Length (Days)
BALDWIN									
1**	GEORGE	BRIGHT	NARCOTICS	E	O8	09/03/1997	20	1	40
2**	GEORGE	BRIGHT	NARCOTICS	P	SABR	09/03/1997	20	1	40
3**	GEORGE	BRIGHT	NARCOTICS	E	O12	09/03/1997	20	1	40
4**	GEORGE	BRIGHT	NARCOTICS	E	O8	09/17/1997	20	-	20
CORDELE									
1	FAIRCLOTH	PRIDGEN	NARCOTICS	P	SB	05/15/1998	20	1	40
2	FAIRCLOTH	PRIDGEN	NARCOTICS	E	O12	05/26/1998	20	1	40
3	FAIRCLOTH	PRIDGEN	NARCOTICS	E	O8	06/12/1998	20	-	20
4	FAIRCLOTH	PRIDGEN	NARCOTICS	P	B	07/02/1998	20	1	40
5	FAIRCLOTH	PRIDGEN	NARCOTICS	P	S	07/21/1998	20	-	20
GWINNETT									
1	STARK	PORTER	NARCOTICS	PE	SBO8,O12	04/14/1998	20	-	20
2	WINEGARDEN	PORTER	NARCOTICS	PE	SO8,O12	08/31/1998	20	1	40
3	WINEGARDEN	PORTER	NARCOTICS	PE	SO8	09/14/1998	20	-	20
4	JACKSON	PORTER	NARCOTICS	PE	SO8	09/24/1998	20	1	40

¹The prosecuting official authorized the filing of the application under provisions of the state's statute. (See Table 1 for this state's statutory citation.)

²Type: P=Phone Wire, M=Micro-Eavesdrop, E=Electronic, NR=Not Reported.

³Place: S=Single Family Dwelling, A=Apartment, M=Multiple Dwelling, B=Business, R=Roving, O=Other.

Other: 6=Automobile/Van, 7=Briefcase, 8=Cellular/Mobile Phone, 9=Cemetery, 10=Closed Circuit TV, 11=Container, 12=Digital Display Pager, 13=Facsimile, 14=Garage/Parking Lot, 15=Hospital, 16=Hotel Room/Motel Room, 17=Jail, 18=Mobile Home/Trailer, 19=Package/Cargo, 20=Pay Phone, 21=Pen Register, 22=Prison, 23=Social Club, 24=Storage, 25=Telefax, 26=Courthouse, 27=Street, 28=Computer, 29=School.

TABLE B-1
STATE GEORGIA

CALENDAR YEAR 1998

REPORT BY PROSECUTORS OF COURT-AUTHORIZED INTERCEPTS OF WIRE, ORAL, OR ELECTRONIC COMMUNICATIONS
PURSUANT TO TITLE 18 U.S.C. 2519

A.O. Number	Number Of Days in Oper- ation ⁴	Average Inter- cepts per Day	Number of ⁵			Costs		Number of					
			Persons Inter- cepted	Intercepts	Incrim- inating Intercepts	Total Cost in \$	Other Than Manpower in \$	Arrests	Trials	Motions to Suppress Intercepts ⁶			Persons Con- victed
										G	D	P	
BALDWIN													
1**	34	15	NR	500	108	-	-	-	-	-	-	-	-
2**	102	44	NR	4,459	78	-	-	20	-	-	-	-	-
3**	34	11	NR	361	NR	-	-	-	-	-	-	-	-
4**	20	10	NR	201	27	-	-	-	-	-	-	-	-
CORDELE													
1	40	52	10	2,094	41	59,000	-	-	-	-	-	-	-
2	30	4	10	128	47	RELATED TO NO. 1							
3	14	2	10	31	5	RELATED TO NO. 1							
4	40	46	10	1,854	29	RELATED TO NO. 1							
5	20	12	10	240	5	RELATED TO NO. 1							
GWINNETT													
1	20	102	704	2,031	65	131,609	1,609	2	-	-	-	-	1
2	40	46	244	1,850	131	268,910	1,910	6	-	-	-	-	-
3	10	185	245	1,850	131	RELATED TO NO. 2							
4	40	46	245	1,850	131	RELATED TO NO. 2							

⁴ NI indicates never installed. I indicates installed but never used. NP indicates no prosecutor's report.

⁵ NR indicates not reported or could not be determined.

⁶ Motions: G=Granted, D=Denied, P=Pending.

* This wiretap was terminated during 1995 or 1996, but was not reported at that time because it was part of an ongoing investigation.

**This wiretap was terminated during 1997, but was not reported at that time because it was part of an ongoing investigation.

TABLE B-1
STATE HAWAII

CALENDAR YEAR 1998

REPORT BY JUDGES OF COURT-AUTHORIZED INTERCEPTS OF WIRE, ORAL, OR ELECTRONIC COMMUNICATIONS
PURSUANT TO TITLE 18 U.S.C. 2519

A.O. Number	Authorizing Official		Offense Specified	Intercept		Date of Application and (Amendment)	Authorized Length		
	Judge	Prosecutor ¹		Type ²	Place ³		Original Order (Days)	Number of Extensions	Total Length (Days)
HONOLULU									
1	MARKS	CARLISLE	GAMBLING	P	B	12/11/1997	30	-	30

¹The prosecuting official authorized the filing of the application under provisions of the state's statute. (See Table 1 for this state's statutory citation.)

²Type: P=Phone Wire, M=Micro-Eavesdrop, E=Electronic, NR=Not Reported.

³Place: S=Single Family Dwelling, A=Apartment, M=Multiple Dwelling, B=Business, R=Roving, O=Other.

Other: 6=Automobile/Van, 7=Briefcase, 8=Cellular/Mobile Phone, 9=Cemetery, 10=Closed Circuit TV, 11=Container, 12=Digital Display Pager, 13=Facsimile, 14=Garage/Parking Lot, 15=Hospital, 16=Hotel Room/Motel Room, 17=Jail, 18=Mobile Home/Trailer, 19=Package/Cargo, 20=Pay Phone, 21=Pen Register, 22=Prison, 23=Social Club, 24=Storage, 25=Telefax, 26=Courthouse, 27=Street, 28=Computer, 29=School.

TABLE B-1
STATE HAWAII

CALENDAR YEAR 1998

REPORT BY PROSECUTORS OF COURT-AUTHORIZED INTERCEPTS OF WIRE, ORAL, OR ELECTRONIC COMMUNICATIONS
PURSUANT TO TITLE 18 U.S.C. 2519

A.O. Number	Number Of Days in Oper- ation ⁴	Average Inter- cepts per Day	Number of ⁵			Costs		Number of					
			Persons Inter- cepted	Intercepts	Incrim- inating Intercepts	Total Cost in \$	Other Than Manpower in \$	Arrests	Trials	Motions to Suppress Intercepts ⁶			Persons Con- victed
										G	D	P	
HONOLULU													
1	30	20	28	608	514	29,299	1,216	-	-	-	-	-	-

⁴ NI indicates never installed. I indicates installed but never used. NP indicates no prosecutor's report.

⁵ NR indicates not reported or could not be determined.

⁶ Motions: G=Granted, D=Denied, P=Pending.

* This wiretap was terminated during 1995 or 1996, but was not reported at that time because it was part of an ongoing investigation.

**This wiretap was terminated during 1997, but was not reported at that time because it was part of an ongoing investigation.

TABLE B-1
STATE ILLINOIS

CALENDAR YEAR 1998

**REPORT BY JUDGES OF COURT-AUTHORIZED INTERCEPTS OF WIRE, ORAL, OR ELECTRONIC COMMUNICATIONS
PURSUANT TO TITLE 18 U.S.C. 2519**

A.O. Number	Authorizing Official		Offense Specified	Intercept		Date of Application and (Amendment)	Authorized Length		
	Judge	Prosecutor ¹		Type ²	Place ³		Original Order (Days)	Number of Extensions	Total Length (Days)
FORD									
1	PACEY	LEE	MURDER	P	S	02/26/1998	5	-	5
JERSEY									
1	RUSSELL	GISY	NARCOTICS	M	S	03/11/1998	10	-	10
2	RUSSELL	GISY	NARCOTICS	M	S	03/20/1998	10	-	10
3	RUSSELL	GISY	NARCOTICS	M	S	06/16/1998	10	-	10
4	RUSSELL	GISY	NARCOTICS	M	S	06/16/1998	10	-	10
5	RUSSELL	GISY	NARCOTICS	M	S	06/17/1998	10	-	10
6	RUSSELL	SCHAAF	NARCOTICS	M	S	07/17/1998	10	-	10
7	RUSSELL	GISY	NARCOTICS	M	S	07/31/1998	10	-	10
8	DAY	SCHAAF	NARCOTICS	M	S	08/13/1998	10	-	10
9	DAY	SCHAAF	NARCOTICS	M	S	08/13/1998	10	-	10
10	RUSSELL	GISY	NARCOTICS	M	S	10/08/1998	10	-	10
11	RUSSELL	GISY	NARCOTICS	M	S	10/08/1998	10	-	10
1**	RUSSELL	GISY	ASSAULT	P	B	09/12/1997	7	-	7
2**	RUSSELL	GISY	NARCOTICS	M	S	11/05/1997	10	-	10
3**	RUSSELL	GISY	NARCOTICS	M	S	11/17/1997	9	-	9
KENDALL									
1	WILSON	MCCANN	NARCOTICS	E	R	06/25/1998	10	-	10
2	MUELLER	KARALES	NARCOTICS	M	R	07/15/1998	10	-	10
MOULTRIE									
1	FLANNELL	WILLIS	NARCOTICS	P	S	01/09/1998	10	-	10
2	FLANNELL	WILLIS	NARCOTICS	PM	S	01/09/1998	10	-	10
3	FLANNELL	WILLIS	NARCOTICS	M	S	01/28/1998	10	-	10
4	FLANNELL	WILLIS	NARCOTICS	P	S	01/28/1998	10	-	10
5	FLANNELL	WILLIS	NARCOTICS	M	S	05/11/1998	10	-	10

¹ The prosecuting official authorized the filing of the application under provisions of the state's statute. (See Table 1 for this state's statutory citation.)

² Type: P=Phone Wire, M=Micro-Eavesdrop, E=Electronic, NR=Not Reported.

³ Place: S=Single Family Dwelling, A=Apartment, M=Multiple Dwelling, B=Business, R=Roving, O=Other.

Other: 6=Automobile/Van, 7=Briefcase, 8=Cellular/Mobile Phone, 9=Cemetery, 10=Closed Circuit TV, 11=Container, 12=Digital Display Pager, 13=Facsimile, 14=Garage/Parking Lot, 15=Hospital, 16=Hotel Room/Motel Room, 17=Jail, 18=Mobile Home/Trailer, 19=Package/Cargo, 20=Pay Phone, 21=Pen Register, 22=Prison, 23=Social Club, 24=Storage, 25=Telefax, 26=Courthouse, 27=Street, 28=Computer, 29=School.

TABLE B-1
STATE ILLINOIS

CALENDAR YEAR 1998

REPORT BY PROSECUTORS OF COURT-AUTHORIZED INTERCEPTS OF WIRE, ORAL, OR ELECTRONIC COMMUNICATIONS
PURSUANT TO TITLE 18 U.S.C. 2519

A.O. Number	Number Of Days in Oper- ation ⁴	Average Inter- cepts per Day	Number of ⁵			Costs		Number of						
			Persons Inter- cepted	Intercepts	Incrim- inating Intercepts	Total Cost in \$	Other Than Manpower in \$	Arrests	Trials	Motions to Suppress Intercepts ⁶			Persons Con- victed	
										G	D	P		
FORD														
1	1	1	2	1	1	-	-	3	1	1	-	-	3	
JERSEY														
1	1	1	1	1	-	-	-	-	-	-	-	-	-	
2	1	1	1	1	NR	-	-	-	-	-	-	-	-	
3	10	-	1	1	NR	-	-	-	-	-	-	-	-	
4	10	-	1	1	NR	-	-	-	-	-	-	-	-	
5	10	-	1	1	NR	-	-	-	-	-	-	-	-	
6	10	-	-	-	NR	-	-	-	-	-	-	-	-	
7	10	-	1	1	NR	-	-	1	-	-	-	-	1	
8	10	-	1	1	NR	-	-	-	-	-	-	-	-	
9	10	-	1	1	NR	-	-	1	-	-	-	-	-	
10	10	-	1	1	NR	-	-	1	-	-	-	-	1	
11	10	-	1	1	NR	-	-	1	-	-	-	-	-	
1**	NI	-	-	-	-	-	-	-	-	-	-	-	-	
2**	10	-	-	-	-	-	-	-	-	-	-	-	-	
3**	9	-	1	1	-	-	-	-	-	-	-	-	-	
KENDALL														
1	1	1	1	1	1	18	-	1	-	-	-	-	1	
2	1	1	1	1	1	2,500	-	1	-	-	-	-	1	
MOULTRIE														
1	NI	-	-	-	-	-	-	-	-	-	-	-	-	
2	NI	-	-	-	-	-	-	-	-	-	-	-	-	
3	NI	-	-	-	-	-	-	-	-	-	-	-	-	
4	2	2	2	3	2	-	-	-	-	-	-	-	-	
5	1	1	2	1	1	-	-	1	-	-	-	-	-	

⁴ NI indicates never installed. I indicates installed but never used. NP indicates no prosecutor's report.

⁵ NR indicates not reported or could not be determined.

⁶ Motions: G=Granted, D=Denied, P=Pending.

* This wiretap was terminated during 1995 or 1996, but was not reported at that time because it was part of an ongoing investigation.

**This wiretap was terminated during 1997, but was not reported at that time because it was part of an ongoing investigation.

TABLE B-1
STATE ILLINOIS

CALENDAR YEAR 1998

REPORT BY JUDGES OF COURT-AUTHORIZED INTERCEPTS OF WIRE, ORAL, OR ELECTRONIC COMMUNICATIONS
PURSUANT TO TITLE 18 U.S.C. 2519

A.O. Number	Authorizing Official		Offense Specified	Intercept		Date of Application and (Amendment)	Authorized Length		
	Judge	Prosecutor ¹		Type ²	Place ³		Original Order (Days)	Number of Extensions	Total Length (Days)
MOULTRIE (CONTINUED)									
6	FLANNELL	WILLIS	NARCOTICS	M	S	09/01/1998	10	-	10
7	FLANNELL	WILLIS	NARCOTICS	M	S	11/12/1998	10	-	10
WASHINGTON									
1	KARMEIER	TRENTMAN	NARCOTICS	M	R	05/15/1998	10	-	10
2	KARMEIER	TRENTMAN	ASSAULT	M	R	05/15/1998	10	-	10
3	KARMEIER	TRENTMAN	NARCOTICS	M	R	07/10/1998	10	-	10
4	KARMEIER	TRENTMAN	ASSAULT	M	R	07/23/1998	10	-	10
5	KARMEIER	TRENTMAN	ASSAULT	M	R	08/13/1998	10	-	10
WINNEBAGO									
1**	COPLAN	KOSKI	MURDER	M	O17	04/14/1997	30	-	30

¹The prosecuting official authorized the filing of the application under provisions of the state's statute. (See Table 1 for this state's statutory citation.)

²Type: P=Phone Wire, M=Micro-Eavesdrop, E=Electronic, NR=Not Reported.

³Place: S=Single Family Dwelling, A=Apartment, M=Multiple Dwelling, B=Business, R=Roving, O=Other.

Other: 6=Automobile/Van, 7=Briefcase, 8=Cellular/Mobile Phone, 9=Cemetery, 10=Closed Circuit TV, 11=Container, 12=Digital Display Pager, 13=Facsimile, 14=Garage/Parking Lot, 15=Hospital, 16=Hotel Room/Motel Room, 17=Jail, 18=Mobile Home/Trailer, 19=Package/Cargo, 20=Pay Phone, 21=Pen Register, 22=Prison, 23=Social Club, 24=Storage, 25=Telefax, 26=Courthouse, 27=Street, 28=Computer, 29=School.

TABLE B-1
STATE ILLINOIS

CALENDAR YEAR 1998

REPORT BY PROSECUTORS OF COURT-AUTHORIZED INTERCEPTS OF WIRE, ORAL, OR ELECTRONIC COMMUNICATIONS
PURSUANT TO TITLE 18 U.S.C. 2519

A.O. Number	Number Of Days in Oper- ation ⁴	Average Inter- cepts per Day	Number of ⁵			Costs		Number of					
			Persons Inter- cepted	Intercepts	Incrim- inating Intercepts	Total Cost in \$	Other Than Manpower in \$	Arrests	Trials	Motions to Suppress Intercepts ⁶			Persons Con- victed
										G	D	P	
MOULTRIE (CONTINUED)													
6	1	1	3	1	1	-	-	1	-	-	-	-	-
7	1	1	2	1	1	-	-	-	-	-	-	-	-
WASHINGTON													
1	I	-	-	-	-	20	-	-	-	-	-	-	-
2	I	-	-	-	-	20	-	-	-	-	-	-	-
3	I	-	-	-	-	20	-	-	-	-	-	-	-
4	10	-	1	3	1	20	-	1	-	-	-	-	-
5	I	-	-	-	-	20	-	-	-	-	-	-	-
WINNEBAGO													
1**	NP	-	-	-	-	-	-	-	-	-	-	-	-

⁴ NI indicates never installed. I indicates installed but never used. NP indicates no prosecutor's report.

⁵ NR indicates not reported or could not be determined.

⁶ Motions: G=Granted, D=Denied, P=Pending.

* This wiretap was terminated during 1995 or 1996, but was not reported at that time because it was part of an ongoing investigation.

**This wiretap was terminated during 1997, but was not reported at that time because it was part of an ongoing investigation.

TABLE B-1
STATE KANSAS

CALENDAR YEAR 1998

REPORT BY JUDGES OF COURT-AUTHORIZED INTERCEPTS OF WIRE, ORAL, OR ELECTRONIC COMMUNICATIONS
PURSUANT TO TITLE 18 U.S.C. 2519

	Authorizing Official			Intercept		Date of Application and (Amendment)	Authorized Length		
							Original Order (Days)	Number of Extensions	Total Length (Days)
A.O. Number	Judge	Prosecutor ¹	Offense Specified	Type ²	Place ³				
JOHNSON									
1	MCCLAIN	MORRISON	NARCOTICS	P	B	04/24/1998	30	-	30
2	MCCLAIN	MORRISON	NARCOTICS	E	O8	04/24/1998	30	-	30
3	MCCLAIN	MORRISON	NARCOTICS	P	S	04/24/1998	30	-	30
4	MCCLAIN	MORRISON	NARCOTICS	E	O8	04/30/1998	30	-	30

¹The prosecuting official authorized the filing of the application under provisions of the state's statute. (See Table 1 for this state's statutory citation.)

²Type: P=Phone Wire, M=Micro-Eavesdrop, E=Electronic, NR=Not Reported.

³Place: S=Single Family Dwelling, A=Apartment, M=Multiple Dwelling, B=Business, R=Roving, O=Other.

Other: 6=Automobile/Van, 7=Briefcase, 8=Cellular/Mobile Phone, 9=Cemetery, 10=Closed Circuit TV, 11=Container, 12=Digital Display Pager, 13=Facsimile, 14=Garage/Parking Lot, 15=Hospital, 16=Hotel Room/Motel Room, 17=Jail, 18=Mobile Home/Trailer, 19=Package/Cargo, 20=Pay Phone, 21=Pen Register, 22=Prison, 23=Social Club, 24=Storage, 25=Telefax, 26=Courthouse, 27=Street, 28=Computer, 29=School.

TABLE B-1
STATE KANSAS

CALENDAR YEAR 1998

REPORT BY PROSECUTORS OF COURT-AUTHORIZED INTERCEPTS OF WIRE, ORAL, OR ELECTRONIC COMMUNICATIONS
PURSUANT TO TITLE 18 U.S.C. 2519

A.O. Number	Number Of Days in Oper- ation ⁴	Average Inter- cepts per Day	Number of ⁵			Costs		Number of					
			Persons Inter- cepted	Intercepts	Incrim- inating Intercepts	Total Cost in \$	Other Than Manpower in \$	Arrests	Trials	Motions to Suppress Intercepts ⁶			Persons Con- victed
										G	D	P	
JOHNSON													
1	16	36	30	580	50	RELATED TO NO. 4							
2	2	35	5	70	10	RELATED TO NO. 4							
3	15	55	30	830	50	RELATED TO NO. 4							
4	13	80	20	1,041	300	65,995	4,395	7	-	-	-	-	1

⁴ NI indicates never installed. I indicates installed but never used. NP indicates no prosecutor's report.

⁵ NR indicates not reported or could not be determined.

⁶ Motions: G=Granted, D=Denied, P=Pending.

* This wiretap was terminated during 1995 or 1996, but was not reported at that time because it was part of an ongoing investigation.

**This wiretap was terminated during 1997, but was not reported at that time because it was part of an ongoing investigation.

TABLE B-1
STATE LOUISIANA

CALENDAR YEAR 1998

REPORT BY JUDGES OF COURT-AUTHORIZED INTERCEPTS OF WIRE, ORAL, OR ELECTRONIC COMMUNICATIONS
PURSUANT TO TITLE 18 U.S.C. 2519

A.O. Number	Authorizing Official		Offense Specified	Intercept		Date of Application and (Amendment)	Authorized Length		
	Judge	Prosecutor ¹		Type ²	Place ³		Original Order (Days)	Number of Extensions	Total Length (Days)
ORLEANS									
1	CANNIZZARO	CONNICK	NARCOTICS	PE	SO8	10/22/1998	30	-	30
ST. TAMMANY									
1	COADY	REED	NARCOTICS	P	S	05/14/1998	30	-	30
2	COADY	REED	NARCOTICS	P	R	05/28/1998	30	-	30

¹The prosecuting official authorized the filing of the application under provisions of the state's statute. (See Table 1 for this state's statutory citation.)

²Type: P=Phone Wire, M=Micro-Eavesdrop, E=Electronic, NR=Not Reported.

³Place: S=Single Family Dwelling, A=Apartment, M=Multiple Dwelling, B=Business, R=Roving, O=Other.

Other: 6=Automobile/Van, 7=Briefcase, 8=Cellular/Mobile Phone, 9=Cemetery, 10=Closed Circuit TV, 11=Container, 12=Digital Display Pager, 13=Facsimile, 14=Garage/Parking Lot, 15=Hospital, 16=Hotel Room/Motel Room, 17=Jail, 18=Mobile Home/Trailer, 19=Package/Cargo, 20=Pay Phone, 21=Pen Register, 22=Prison, 23=Social Club, 24=Storage, 25=Telefax, 26=Courthouse, 27=Street, 28=Computer, 29=School.

TABLE B-1
STATE LOUISIANA

CALENDAR YEAR 1998

REPORT BY PROSECUTORS OF COURT-AUTHORIZED INTERCEPTS OF WIRE, ORAL, OR ELECTRONIC COMMUNICATIONS
PURSUANT TO TITLE 18 U.S.C. 2519

A.O. Number	Number Of Days in Oper- ation ⁴	Average Inter- cepts per Day	Number of ⁵			Costs		Number of					
			Persons Inter- cepted	Intercepts	Incrim- inating Intercepts	Total Cost in \$	Other Than Manpower in \$	Arrests	Trials	Motions to Suppress Intercepts ⁶			Persons Con- victed
										G	D	P	
ORLEANS													
1	29	143	125	4,146	426	38,400	3,600	33	-	-	-	-	-
ST. TAMMANY													
1	25	36	81	908	6	56,460	7,460	4	-	-	-	-	-
2	22	54	244	1,191	132	142,600	12,600	4	-	-	-	-	-

⁴ NI indicates never installed. I indicates installed but never used. NP indicates no prosecutor's report.

⁵ NR indicates not reported or could not be determined.

⁶ Motions: G=Granted, D=Denied, P=Pending.

* This wiretap was terminated during 1995 or 1996, but was not reported at that time because it was part of an ongoing investigation.

**This wiretap was terminated during 1997, but was not reported at that time because it was part of an ongoing investigation.

TABLE B-1
STATE MARYLAND

CALENDAR YEAR 1998

REPORT BY JUDGES OF COURT-AUTHORIZED INTERCEPTS OF WIRE, ORAL, OR ELECTRONIC COMMUNICATIONS
PURSUANT TO TITLE 18 U.S.C. 2519

A.O. Number	Authorizing Official		Offense Specified	Intercept		Date of Application and (Amendment)	Authorized Length		
	Judge	Prosecutor ¹		Type ²	Place ³		Original Order (Days)	Number of Extensions	Total Length (Days)
BALTIMORE									
1	TURNBULL	O'CONNOR	MURDER	P	S	07/23/1998	30	-	30
2	TURNBULL	O'CONNOR	MURDER	P	S	07/23/1998	30	-	30
3	WRIGHT	O'CONNOR	NARCOTICS	P	S	10/21/1998	30	-	30
4	WRIGHT	O'CONNOR	NARCOTICS	P	S	10/21/1998	30	-	30
5	WRIGHT	O'CONNOR	NARCOTICS	P	S	10/21/1998	30	-	30
6	WRIGHT	O'CONNOR	NARCOTICS	P	S	10/21/1998	30	-	30
7	WRIGHT	FEENEY	NARCOTICS	P	SAB	10/21/1998	30	1	60
8	WRIGHT	O'CONNOR	NARCOTICS	P	S	11/03/1998	30	-	30
BALTIMORE CITY									
1	MCCURDY	JESSAMY	NARCOTICS	P	B	04/17/1998	30	1	59
2	MCCURDY	JESSAMY	NARCOTICS	P	S	05/14/1998	29	-	29
3	MCCURDY	JESSAMY	NARCOTICS	P	B	05/14/1998	29	-	29
CECIL									
1	THOMPSON	SCARBOROUGH	NARCOTICS	P	S	10/14/1998	30	1	60
2	THOMPSON	SCARBOROUGH	NARCOTICS	E	O8	10/14/1998	30	1	60
3	THOMPSON	SCARBOROUGH	NARCOTICS	P	S	10/30/1998	30	1	60
HARFORD									
1	WHITFILL	CASSILLY	MURDER	E	O12	02/25/1998	24	-	24
2	WALDRON	CASSILLY	GAMBLING	P	S	03/04/1998	30	-	30
3	CARR	CASSILLY	NARCOTICS	P	O18	03/12/1998	30	-	30
4	WALDRON	CASSILLY	GAMBLING	P	A	03/12/1998	30	-	30
5	WHITFILL	CASSILLY	MURDER	E	R	04/18/1998	13	-	13
6	WHITFILL	CASSILLY	MURDER	E	RO12	04/18/1998	13	-	13
7	WHITFILL	CASSILLY	MURDER	E	RO13	04/18/1998	13	-	13
8	MARSHALL	CASSILLY	NARCOTICS	P	S	06/11/1998	30	-	30

¹ The prosecuting official authorized the filing of the application under provisions of the state's statute. (See Table 1 for this state's statutory citation.)

² Type: P=Phone Wire, M=Micro-Eavesdrop, E=Electronic, NR=Not Reported.

³ Place: S=Single Family Dwelling, A=Apartment, M=Multiple Dwelling, B=Business, R=Roving, O=Other.

Other: 6=Automobile/Van, 7=Briefcase, 8=Cellular/Mobile Phone, 9=Cemetery, 10=Closed Circuit TV, 11=Container, 12=Digital Display Pager, 13=Facsimile, 14=Garage/Parking Lot, 15=Hospital, 16=Hotel Room/Motel Room, 17=Jail, 18=Mobile Home/Trailer, 19=Package/Cargo, 20=Pay Phone, 21=Pen Register, 22=Prison, 23=Social Club, 24=Storage, 25=Telefax, 26=Courthouse, 27=Street, 28=Computer, 29=School.

TABLE B-1
STATE MARYLAND

CALENDAR YEAR 1998

REPORT BY PROSECUTORS OF COURT-AUTHORIZED INTERCEPTS OF WIRE, ORAL, OR ELECTRONIC COMMUNICATIONS
PURSUANT TO TITLE 18 U.S.C. 2519

A.O. Number	Number Of Days in Oper- ation ⁴	Average Inter- cepts per Day	Number of ⁵			Costs		Number of					
			Persons Inter- cepted	Intercepts	Incrim- inating Intercepts	Total Cost in \$	Other Than Manpower in \$	Arrests	Trials	Motions to Suppress Intercepts ⁶			Persons Con- victed
										G	D	P	
BALTIMORE													
1	6	38	30	225	-	-	-	-	-	-	-	-	-
2	6	30	42	182	5	-	-	-	-	-	-	-	-
3	30	13	NR	381	-	-	-	-	-	-	-	-	-
4	30	18	59	530	33	-	-	-	-	-	-	-	-
5	30	26	94	770	52	-	-	-	-	-	-	-	-
6	30	51	47	1,542	24	-	-	-	-	-	-	-	-
7	NP	-	-	-	-	-	-	-	-	-	-	-	-
8	17	6	9	110	1	-	-	-	-	-	-	-	-
BALTIMORE CITY													
1	59	53	558	3,142	60	45,680	5,204	15	-	-	-	15	-
2	29	64	353	1,844	48	RELATED TO NO. 1							
3	29	54	376	1,577	16	RELATED TO NO. 1							
CECIL													
1	58	10	30	586	127	81,336	18,696	-	-	-	-	-	-
2	58	2	15	117	46	RELATED TO NO. 1							
3	43	29	40	1,241	157	RELATED TO NO. 1							
HARFORD													
1	24	-	3	9	-	215	40	-	-	-	-	-	-
2	27	46	30	1,236	158	46,206	206	24	-	-	-	7	13
3	23	97	81	2,231	306	36,890	581	40	-	-	-	13	10
4	19	93	30	1,771	1,052	RELATED TO NO. 2							
5	6	1	8	8	-	55	-	-	-	-	-	-	-
6	1	4	3	4	-	55	-	-	-	-	-	-	-
7	12	-	-	-	-	55	-	-	-	-	-	-	-
8	28	9	62	254	101	50,560	8,560	7	-	-	-	1	-

⁴ NI indicates never installed. I indicates installed but never used. NP indicates no prosecutor's report.

⁵ NR indicates not reported or could not be determined.

⁶ Motions: G=Granted, D=Denied, P=Pending.

* This wiretap was terminated during 1995 or 1996, but was not reported at that time because it was part of an ongoing investigation.

**This wiretap was terminated during 1997, but was not reported at that time because it was part of an ongoing investigation.

TABLE B-1
STATE MARYLAND

CALENDAR YEAR 1998

REPORT BY JUDGES OF COURT-AUTHORIZED INTERCEPTS OF WIRE, ORAL, OR ELECTRONIC COMMUNICATIONS
PURSUANT TO TITLE 18 U.S.C. 2519

A.O. Number	Authorizing Official		Offense Specified	Intercept		Date of Application and (Amendment)	Authorized Length		
	Judge	Prosecutor ¹		Type ²	Place ³		Original Order (Days)	Number of Extensions	Total Length (Days)
HARFORD (CONTINUED)									
9	MARSHALL	CASSILLY	NARCOTICS	P	S	06/11/1998	30	-	30
10	MARSHALL	CASSILLY	NARCOTICS	PE	SO12	06/11/1998	30	-	30
HOWARD									
1	GELFMAN	MCLENDON	NARCOTICS	PE	AO28	09/25/1998	30	-	30
SOMERSET									
1	LONG	WIDDOWSON	NARCOTICS	PE	SO12	09/28/1998	30	-	30
2	LONG	WIDDOWSON	NARCOTICS	P	S	09/28/1998	30	-	30
3	LONG	WIDDOWSON	NARCOTICS	P	S	09/28/1998	30	-	30
4	LONG	WIDDOWSON	NARCOTICS	PE	SO12	10/21/1998	30	-	30
5	LONG	WIDDOWSON	NARCOTICS	P	S	10/21/1998	30	-	30
STATE ATTORNEY GENERAL									
1	PREVIS	MONTANARELLI	BRIBERY	P	S	01/20/1998	30	-	30
2	PREVIS	MONTANARELLI	BRIBERY	P	A	01/20/1998	30	-	30

¹The prosecuting official authorized the filing of the application under provisions of the state's statute. (See Table 1 for this state's statutory citation.)

²Type: P=Phone Wire, M=Micro-Eavesdrop, E=Electronic, NR=Not Reported.

³Place: S=Single Family Dwelling, A=Apartment, M=Multiple Dwelling, B=Business, R=Roving, O=Other.

Other: 6=Automobile/Van, 7=Briefcase, 8=Cellular/Mobile Phone, 9=Cemetery, 10=Closed Circuit TV, 11=Container, 12=Digital Display Pager, 13=Facsimile, 14=Garage/Parking Lot, 15=Hospital, 16=Hotel Room/Motel Room, 17=Jail, 18=Mobile Home/Trailer, 19=Package/Cargo, 20=Pay Phone, 21=Pen Register, 22=Prison, 23=Social Club, 24=Storage, 25=Telefax, 26=Courthouse, 27=Street, 28=Computer, 29=School.

TABLE B-1
STATE MARYLAND

CALENDAR YEAR 1998

REPORT BY PROSECUTORS OF COURT-AUTHORIZED INTERCEPTS OF WIRE, ORAL, OR ELECTRONIC COMMUNICATIONS
PURSUANT TO TITLE 18 U.S.C. 2519

A.O. Number	Number Of Days in Oper- ation ⁴	Average Inter- cepts per Day	Number of ⁵			Costs		Number of					
			Persons Inter- cepted	Intercepts	Incrim- inating Intercepts	Total Cost in \$	Other Than Manpower in \$	Arrests	Trials	Motions to Suppress Intercepts ⁶			Persons Con- victed
										G	D	P	
HARFORD (CONTINUED)													
9	28	8	54	222	73	RELATED TO NO. 8							
10	11	74	NR	817	NR	RELATED TO NO. 8							
HOWARD													
1	28	54	60	1,515	141	71,340	5,500	-	-	-	-	-	-
SOMERSET													
1	29	59	3,412	1,706	102	RELATED TO NO. 2							
2	30	89	4,650	2,660	274	52,300	1,300	-	-	-	-	-	-
3	30	59	3,406	1,758	20	RELATED TO NO. 2							
4	7	5	72	36	-	RELATED TO NO. 2							
5	7	54	660	375	7	RELATED TO NO. 2							
STATE ATTORNEY GENERAL													
1	30	73	267	2,189	28	58,483	1,569	6	6	-	6	-	4
2	30	32	188	945	29	RELATED TO NO. 1							

⁴ NI indicates never installed. I indicates installed but never used. NP indicates no prosecutor's report.

⁵ NR indicates not reported or could not be determined.

⁶ Motions: G=Granted, D=Denied, P=Pending.

* This wiretap was terminated during 1995 or 1996, but was not reported at that time because it was part of an ongoing investigation.

**This wiretap was terminated during 1997, but was not reported at that time because it was part of an ongoing investigation.

TABLE B-1
STATE MINNESOTA

CALENDAR YEAR 1998

REPORT BY JUDGES OF COURT-AUTHORIZED INTERCEPTS OF WIRE, ORAL, OR ELECTRONIC COMMUNICATIONS
PURSUANT TO TITLE 18 U.S.C. 2519

A.O. Number	Authorizing Official		Offense Specified	Intercept		Date of Application and (Amendment)	Authorized Length		
	Judge	Prosecutor ¹		Type ²	Place ³		Original Order (Days)	Number of Extensions	Total Length (Days)
ROSEAU									
1	WILSON	MOREN	MURDER	P	A	03/12/1998	30	-	30

¹The prosecuting official authorized the filing of the application under provisions of the state's statute. (See Table 1 for this state's statutory citation.)

²Type: P=Phone Wire, M=Micro-Eavesdrop, E=Electronic, NR=Not Reported.

³Place: S=Single Family Dwelling, A=Apartment, M=Multiple Dwelling, B=Business, R=Roving, O=Other.

Other: 6=Automobile/Van, 7=Briefcase, 8=Cellular/Mobile Phone, 9=Cemetery, 10=Closed Circuit TV, 11=Container, 12=Digital Display Pager, 13=Facsimile, 14=Garage/Parking Lot, 15=Hospital, 16=Hotel Room/Motel Room, 17=Jail, 18=Mobile Home/Trailer, 19=Package/Cargo, 20=Pay Phone, 21=Pen Register, 22=Prison, 23=Social Club, 24=Storage, 25=Telefax, 26=Courthouse, 27=Street, 28=Computer, 29=School.

TABLE B-1
STATE MINNESOTA

CALENDAR YEAR 1998

REPORT BY PROSECUTORS OF COURT-AUTHORIZED INTERCEPTS OF WIRE, ORAL, OR ELECTRONIC COMMUNICATIONS
PURSUANT TO TITLE 18 U.S.C. 2519

A.O. Number	Number Of Days in Oper- ation ⁴	Average Inter- cepts per Day	Number of ⁵			Costs		Number of						
			Persons Inter- cepted	Intercepts	Incrim- inating Intercepts	Total Cost in \$	Other Than Manpower in \$	Arrests	Trials	Motions to Suppress Intercepts ⁶			Persons Con- victed	
										G	D	P		
ROSEAU														
1	2	27	13	53	19	1,520	120	-	-	-	-	-	-	-

⁴ NI indicates never installed. I indicates installed but never used. NP indicates no prosecutor's report.

⁵ NR indicates not reported or could not be determined.

⁶ Motions: G=Granted, D=Denied, P=Pending.

* This wiretap was terminated during 1995 or 1996, but was not reported at that time because it was part of an ongoing investigation.

**This wiretap was terminated during 1997, but was not reported at that time because it was part of an ongoing investigation.

TABLE B-1

STATE MISSISSIPPI

CALENDAR YEAR 1998

**REPORT BY JUDGES OF COURT-AUTHORIZED INTERCEPTS OF WIRE, ORAL, OR ELECTRONIC COMMUNICATIONS
PURSUANT TO TITLE 18 U.S.C. 2519**

A.O. Number	Authorizing Official		Offense Specified	Intercept		Date of Application and (Amendment)	Authorized Length		
	Judge	Prosecutor ¹		Type ²	Place ³		Original Order (Days)	Number of Extensions	Total Length (Days)
COPIAH									
1	PICKARD	MARTIN	NARCOTICS	P	S	09/23/1998	30	-	30
HINDS									
1	RUSSELL	PETERS	NARCOTICS	P	S	07/28/1998	30	-	30
LEAKE									
1	BAILEY	TURNER	NARCOTICS	P	S	06/18/1998	30	-	30
NOXUBEE									
1*	MONTGOMERY	RUBY	NARCOTICS	P	S	10/09/1995	30	1	41
PONTOTOC									
1	FORD	YOUNG	NARCOTICS	P	S	01/16/1998	30	1	60

¹The prosecuting official authorized the filing of the application under provisions of the state's statute. (See Table 1 for this state's statutory citation.)

²Type: P=Phone Wire, M=Micro-Eavesdrop, E=Electronic, NR=Not Reported.

³Place: S=Single Family Dwelling, A=Apartment, M=Multiple Dwelling, B=Business, R=Roving, O=Other.

Other: 6=Automobile/Van, 7=Briefcase, 8=Cellular/Mobile Phone, 9=Cemetery, 10=Closed Circuit TV, 11=Container, 12=Digital Display Pager, 13=Facsimile, 14=Garage/Parking Lot, 15=Hospital, 16=Hotel Room/Motel Room, 17=Jail, 18=Mobile Home/Trailer, 19=Package/Cargo, 20=Pay Phone, 21=Pen Register, 22=Prison, 23=Social Club, 24=Storage, 25=Telefax, 26=Courthouse, 27=Street, 28=Computer, 29=School.

TABLE B-1
STATE MISSISSIPPI

CALENDAR YEAR 1998

REPORT BY PROSECUTORS OF COURT-AUTHORIZED INTERCEPTS OF WIRE, ORAL, OR ELECTRONIC COMMUNICATIONS
PURSUANT TO TITLE 18 U.S.C. 2519

A.O. Number	Number Of Days in Oper- ation ⁴	Average Inter- cepts per Day	Number of ⁵			Costs		Number of					
			Persons Inter- cepted	Intercepts	Incrim- inating Intercepts	Total Cost in \$	Other Than Manpower in \$	Arrests	Trials	Motions to Suppress Intercepts ⁶			Persons Con- victed
										G	D	P	
COPIAH													
1	23	138	NR	3,181	182	20,134	3,574	1	-	-	-	-	-
HINDS													
1	17	3	NR	44	19	14,038	1,798	-	-	-	-	-	-
LEAKE													
1	28	37	NR	1,035	34	22,454	2,294	2	-	-	-	-	-
NOXUBEE													
1*	41	48	NR	1,960	135	-	-	-	-	-	-	-	-
PONTOTOC													
1	49	4	NR	197	88	38,558	3,278	41	41	-	-	-	41

⁴ NI indicates never installed. I indicates installed but never used. NP indicates no prosecutor's report.

⁵ NR indicates not reported or could not be determined.

⁶ Motions: G=Granted, D=Denied, P=Pending.

* This wiretap was terminated during 1995 or 1996, but was not reported at that time because it was part of an ongoing investigation.

**This wiretap was terminated during 1997, but was not reported at that time because it was part of an ongoing investigation.

TABLE B-1

STATE NEBRASKA

CALENDAR YEAR 1998

**REPORT BY JUDGES OF COURT-AUTHORIZED INTERCEPTS OF WIRE, ORAL, OR ELECTRONIC COMMUNICATIONS
PURSUANT TO TITLE 18 U.S.C. 2519**

A.O. Number	Authorizing Official		Offense Specified	Intercept		Date of Application and (Amendment)	Authorized Length		
	Judge	Prosecutor ¹		Type ²	Place ³		Original Order (Days)	Number of Extensions	Total Length (Days)
DOUGLAS									
1	TROIA	JANSEN	NARCOTICS	P	SB	02/09/1998	30	-	30
2	TROIA	JANSEN	NARCOTICS	P	S	04/09/1998	30	-	30

¹The prosecuting official authorized the filing of the application under provisions of the state's statute. (See Table 1 for this state's statutory citation.)

²Type: P=Phone Wire, M=Micro-Eavesdrop, E=Electronic, NR=Not Reported.

³Place: S=Single Family Dwelling, A=Apartment, M=Multiple Dwelling, B=Business, R=Roving, O=Other.

Other: 6=Automobile/Van, 7=Briefcase, 8=Cellular/Mobile Phone, 9=Cemetery, 10=Closed Circuit TV, 11=Container, 12=Digital Display Pager, 13=Facsimile, 14=Garage/Parking Lot, 15=Hospital, 16=Hotel Room/Motel Room, 17=Jail, 18=Mobile Home/Trailer, 19=Package/Cargo, 20=Pay Phone, 21=Pen Register, 22=Prison, 23=Social Club, 24=Storage, 25=Telefax, 26=Courthouse, 27=Street, 28=Computer, 29=School.

TABLE B-1
STATE NEBRASKA

CALENDAR YEAR 1998

REPORT BY PROSECUTORS OF COURT-AUTHORIZED INTERCEPTS OF WIRE, ORAL, OR ELECTRONIC COMMUNICATIONS
PURSUANT TO TITLE 18 U.S.C. 2519

A.O. Number	Number Of Days in Oper- ation ⁴	Average Inter- cepts per Day	Number of ⁵			Costs		Number of					
			Persons Inter- cepted	Intercepts	Incrim- inating Intercepts	Total Cost in \$	Other Than Manpower in \$	Arrests	Trials	Motions to Suppress Intercepts ⁶			Persons Con- victed
										G	D	P	
DOUGLAS													
1	28	170	19	4,760	281	2,190	510	8	1	-	-	-	8
2	18	81	26	1,457	328	8,982	510	14	-	-	-	4	-

⁴ NI indicates never installed. I indicates installed but never used. NP indicates no prosecutor's report.

⁵ NR indicates not reported or could not be determined.

⁶ Motions: G=Granted, D=Denied, P=Pending.

* This wiretap was terminated during 1995 or 1996, but was not reported at that time because it was part of an ongoing investigation.

**This wiretap was terminated during 1997, but was not reported at that time because it was part of an ongoing investigation.

TABLE B-1
STATE NEVADA

CALENDAR YEAR 1998

REPORT BY JUDGES OF COURT-AUTHORIZED INTERCEPTS OF WIRE, ORAL, OR ELECTRONIC COMMUNICATIONS
PURSUANT TO TITLE 18 U.S.C. 2519

A.O. Number	Authorizing Official		Offense Specified	Intercept		Date of Application and (Amendment)	Authorized Length		
	Judge	Prosecutor ¹		Type ²	Place ³		Original Order (Days)	Number of Extensions	Total Length (Days)
CLARK									
1	MCGROARTY	BELL	ROBBERY	P	SA	02/10/1998	30	-	30
2	MCGROARTY	BELL	ROBBERY	P	S	02/14/1998	30	-	30
3	MCGROARTY	BELL	ROBBERY	P	S	02/17/1998	30	-	30
4	LEAVITT	BELL	MURDER	PE	ABO8	03/05/1998	30	-	30
5	LEAVITT	BELL	MURDER	P	B	03/06/1998	30	-	30
6	LEAVITT	BELL	MURDER	P	S	06/18/1998	30	-	30
7	GATES	BELL	MURDER	P	S	07/16/1998	30	-	30
8	GATES	BELL	MURDER	P	S	07/22/1998	30	-	30
9	GATES	BELL	MURDER	P	S	08/04/1998	30	-	30
10	HARDCASTLE	BELL	NARCOTICS	P	S	09/03/1998	30	2	90
11	LEAVITT	BELL	KIDNAPPING	P	S	12/01/1998	30	-	30
HUMBOLDT									
1	WAGNER	MCCORMICK	NARCOTICS	P	S	03/31/1998	30	-	30
STATE ATTORNEY GENERAL									
1	LEAVITT	DEL PAPA	MURDER	P	S	03/19/1998	30	-	30

¹The prosecuting official authorized the filing of the application under provisions of the state's statute. (See Table 1 for this state's statutory citation.)

²Type: P=Phone Wire, M=Micro-Eavesdrop, E=Electronic, NR=Not Reported.

³Place: S=Single Family Dwelling, A=Apartment, M=Multiple Dwelling, B=Business, R=Roving, O=Other.

Other: 6=Automobile/Van, 7=Briefcase, 8=Cellular/Mobile Phone, 9=Cemetery, 10=Closed Circuit TV, 11=Container, 12=Digital Display Pager, 13=Facsimile, 14=Garage/Parking Lot, 15=Hospital, 16=Hotel Room/Motel Room, 17=Jail, 18=Mobile Home/Trailer, 19=Package/Cargo, 20=Pay Phone, 21=Pen Register, 22=Prison, 23=Social Club, 24=Storage, 25=Telefax, 26=Courthouse, 27=Street, 28=Computer, 29=School.

TABLE B-1
STATE NEVADA

CALENDAR YEAR 1998

REPORT BY PROSECUTORS OF COURT-AUTHORIZED INTERCEPTS OF WIRE, ORAL, OR ELECTRONIC COMMUNICATIONS
PURSUANT TO TITLE 18 U.S.C. 2519

A.O. Number	Number Of Days in Oper- ation ⁴	Average Inter- cepts per Day	Number of ⁵			Costs		Number of					
			Persons Inter- cepted	Intercepts	Incrim- inating Intercepts	Total Cost in \$	Other Than Manpower in \$	Arrests	Trials	Motions to Suppress Intercepts ⁶			Persons Con- victed
										G	D	P	
CLARK													
1	17	269	712	4,573	18	9,715	415	3	-	-	-	-	2
2	14	25	88	351	4	RELATED TO NO. 1							
3	11	6	40	63	-	RELATED TO NO. 1							
4	7	51	8	358	19	33,432	1,000	2	-	-	-	-	-
5	7	11	2	75	-	RELATED TO NO. 4							
6	9	8	4	71	-	5,556	1,000	-	-	-	-	-	-
7	25	196	2,116	4,903	2	RELATED TO NO. 8							
8	23	65	1,450	1,485	-	89,124	900	1	-	-	-	1	-
9	NI	-	-	-	-	-	-	-	-	-	-	-	-
10	90	39	1,742	3,550	401	13,000	3,000	2	-	-	-	1	-
11	19	11	26	200	-	14,938	643	-	-	-	-	-	-
HUMBOLDT													
1	26	58	147	1,501	249	55,915	5,650	13	-	-	-	-	-
STATE ATTORNEY GENERAL													
1	9	142	208	1,280	-	72,735	1,000	-	-	-	-	-	-

⁴ NI indicates never installed. I indicates installed but never used. NP indicates no prosecutor's report.

⁵ NR indicates not reported or could not be determined.

⁶ Motions: G=Granted, D=Denied, P=Pending.

* This wiretap was terminated during 1995 or 1996, but was not reported at that time because it was part of an ongoing investigation.

**This wiretap was terminated during 1997, but was not reported at that time because it was part of an ongoing investigation.

TABLE B-1

STATE NEW HAMPSHIRE

CALENDAR YEAR 1998

**REPORT BY JUDGES OF COURT-AUTHORIZED INTERCEPTS OF WIRE, ORAL, OR ELECTRONIC COMMUNICATIONS
PURSUANT TO TITLE 18 U.S.C. 2519**

A.O. Number	Authorizing Official		Offense Specified	Intercept		Date of Application and (Amendment)	Authorized Length		
	Judge	Prosecutor ¹		Type ²	Place ³		Original Order (Days)	Number of Extensions	Total Length (Days)

STATE ATTORNEY GENERAL

1	MCGUIRE	MCLAUGHLIN	GAMBLING	P	S	03/18/1998	10	-	10
---	---------	------------	----------	---	---	------------	----	---	----

¹The prosecuting official authorized the filing of the application under provisions of the state's statute. (See Table 1 for this state's statutory citation.)

²Type: P=Phone Wire, M=Micro-Eavesdrop, E=Electronic, NR=Not Reported.

³Place: S=Single Family Dwelling, A=Apartment, M=Multiple Dwelling, B=Business, R=Roving, O=Other.

Other: 6=Automobile/Van, 7=Briefcase, 8=Cellular/Mobile Phone, 9=Cemetery, 10=Closed Circuit TV, 11=Container, 12=Digital Display Pager, 13=Facsimile, 14=Garage/Parking Lot, 15=Hospital, 16=Hotel Room/Motel Room, 17=Jail, 18=Mobile Home/Trailer, 19=Package/Cargo, 20=Pay Phone, 21=Pen Register, 22=Prison, 23=Social Club, 24=Storage, 25=Telefax, 26=Courthouse, 27=Street, 28=Computer, 29=School.

TABLE B-1

STATE NEW HAMPSHIRE

CALENDAR YEAR 1998

**REPORT BY PROSECUTORS OF COURT-AUTHORIZED INTERCEPTS OF WIRE, ORAL, OR ELECTRONIC COMMUNICATIONS
PURSUANT TO TITLE 18 U.S.C. 2519**

A.O. Number	Number Of Days in Oper- ation ⁴	Average Inter- cepts per Day	Number of ⁵			Costs		Number of					
			Persons Inter- cepted	Intercepts	Incrim- inating Intercepts	Total Cost in \$	Other Than Manpower in \$	Arrests	Trials	Motions to Suppress Intercepts ⁶			Persons Con- victed
										G	D	P	
STATE ATTORNEY GENERAL													
1	10	49	95	492	149	17,000	2,000	2	-	-	-	2	

⁴ NI indicates never installed. I indicates installed but never used. NP indicates no prosecutor's report.

⁵ NR indicates not reported or could not be determined.

⁶ Motions: G=Granted, D=Denied, P=Pending.

* This wiretap was terminated during 1995 or 1996, but was not reported at that time because it was part of an ongoing investigation.

**This wiretap was terminated during 1997, but was not reported at that time because it was part of an ongoing investigation.

TABLE B-1
STATE NEW JERSEY

CALENDAR YEAR 1998

REPORT BY JUDGES OF COURT-AUTHORIZED INTERCEPTS OF WIRE, ORAL, OR ELECTRONIC COMMUNICATIONS
PURSUANT TO TITLE 18 U.S.C. 2519

A.O. Number	Authorizing Official		Offense Specified	Intercept		Date of Application and (Amendment)	Authorized Length		
	Judge	Prosecutor ¹		Type ²	Place ³		Original Order (Days)	Number of Extensions	Total Length (Days)
BERGEN									
1	FALCONE	SCHMIDT	RACKETEERING	P	B	11/03/1997	30	2	90
2	FALCONE	SCHMIDT	RACKETEERING	P	B	11/05/1997	30	2	90
3	FALCONE	SCHMIDT	GAMBLING	E	O12	02/18/1998	20	-	20
4	FALCONE	SCHMIDT	GAMBLING	P	S	03/19/1998	20	-	20
5	FALCONE	SCHMIDT	NARCOTICS	P	S	06/19/1998	20	1	30
6	FALCONE	SCHMIDT	GAMBLING	P	S	09/25/1998	20	-	20
7	FALCONE	SCHMIDT	GAMBLING	P	S	09/25/1998	20	-	20
17*	CIOLINO	BUCKLEY	MURDER	P	M	10/11/1996	20	-	20
13**	FALCONE	SCHMIDT	RACKETEERING	P	S	04/08/1997	30	1	60
14**	FALCONE	SCHMIDT	RACKETEERING	P	S	07/11/1997	30	-	30
15**	FALCONE	SCHMIDT	RACKETEERING	P	S	07/11/1997	30	-	30
16**	FALCONE	SCHMIDT	THEFT	P	S	09/11/1997	20	1	30
BURLINGTON									
1	FEINBERG	STONE	NARCOTICS	P	B	08/04/1998	20	-	20
2	WILLIAMS	STONE	NARCOTICS	P	S	08/28/1998	30	1	60
3	WILLIAMS	STONE	NARCOTICS	P	B	08/28/1998	30	1	60
4	FEINBERG	GERROW	NARCOTICS	P	A	10/29/1998	20	-	20
CAMDEN									
1	NATAL	SOLOMON	NARCOTICS	E	O12	01/12/1998	30	4	150
2	NATAL	SOLOMON	NARCOTICS	E	O28	01/12/1998	30	2	90
3	NATAL	SOLOMON	NARCOTICS	E	O8	03/12/1998	30	-	30
4	NATAL	SOLOMON	NARCOTICS	E	O8	03/16/1998	30	1	60
5	NATAL	SOLOMON	NARCOTICS	E	O8	05/12/1998	30	-	30
6	NATAL	SOLOMON	NARCOTICS	E	O8	05/12/1998	30	-	30
15**	STEINBERG	SOLOMON	MURDER	M	S	04/22/1997	1	-	1

¹ The prosecuting official authorized the filing of the application under provisions of the state's statute. (See Table 1 for this state's statutory citation.)

² Type: P=Phone Wire, M=Micro-Eavesdrop, E=Electronic, NR=Not Reported.

³ Place: S=Single Family Dwelling, A=Apartment, M=Multiple Dwelling, B=Business, R=Roving, O=Other.

Other: 6=Automobile/Van, 7=Briefcase, 8=Cellular/Mobile Phone, 9=Cemetery, 10=Closed Circuit TV, 11=Container, 12=Digital Display Pager, 13=Facsimile, 14=Garage/Parking Lot, 15=Hospital, 16=Hotel Room/Motel Room, 17=Jail, 18=Mobile Home/Trailer, 19=Package/Cargo, 20=Pay Phone, 21=Pen Register, 22=Prison, 23=Social Club, 24=Storage, 25=Telefax, 26=Courthouse, 27=Street, 28=Computer, 29=School.

TABLE B-1
STATE NEW JERSEY

CALENDAR YEAR 1998

REPORT BY PROSECUTORS OF COURT-AUTHORIZED INTERCEPTS OF WIRE, ORAL, OR ELECTRONIC COMMUNICATIONS
PURSUANT TO TITLE 18 U.S.C. 2519

A.O. Number	Number Of Days in Oper- ation ⁴	Average Inter- cepts per Day	Number of ⁵			Costs		Number of					
			Persons Inter- cepted	Intercepts	Incrim- inating Intercepts	Total Cost in \$	Other Than Manpower in \$	Arrests	Trials	Motions to Suppress Intercepts ⁶			Persons Con- victed
										G	D	P	
BERGEN													
1	90	22	4,000	2,000	285	59,969	4,529	-	-	-	-	-	-
2	90	22	4,000	2,000	285	RELATED TO NO. 1							
3	20	8	-	160	-	350	50	3	-	-	-	-	-
4	15	38	31	570	90	4,250	250	3	-	-	-	-	-
5	29	102	175	2,956	188	144,840	30,000	-	-	-	-	-	-
6	20	15	582	291	47	RELATED TO NO. 7							
7	20	15	582	291	46	13,075	755	11	-	-	-	-	-
17*	19	111	8	2,106	7	8,500	1,394	1	-	-	-	-	-
13**	NP	-	-	-	-	-	-	-	-	-	-	-	-
14**	NP	-	-	-	-	-	-	-	-	-	-	-	-
15**	NP	-	-	-	-	-	-	-	-	-	-	-	-
16**	30	39	78	1,172	230	62,500	2,500	12	-	-	-	-	-
BURLINGTON													
1	20	21	104	411	52	19,139	10,039	24	-	-	-	-	-
2	38	26	21	1,006	166	RELATED TO NO. 1							
3	38	48	21	1,842	64	RELATED TO NO. 1							
4	20	20	18	404	80	RELATED TO NO. 1							
CAMDEN													
1	150	23	-	3,415	-	RELATED TO NO. 6							
2	74	4	40	302	75	RELATED TO NO. 6							
3	9	-	-	-	-	RELATED TO NO. 6							
4	51	18	60	912	288	RELATED TO NO. 6							
5	25	26	45	649	185	RELATED TO NO. 6							
6	23	37	80	843	218	235,000	25,000	11	-	-	-	-	-
15**	NI	-	-	-	-	-	-	-	-	-	-	-	-

⁴ NI indicates never installed. I indicates installed but never used. NP indicates no prosecutor's report.

⁵ NR indicates not reported or could not be determined.

⁶ Motions: G=Granted, D=Denied, P=Pending.

* This wiretap was terminated during 1995 or 1996, but was not reported at that time because it was part of an ongoing investigation.

**This wiretap was terminated during 1997, but was not reported at that time because it was part of an ongoing investigation.

TABLE B-1
STATE NEW JERSEY

CALENDAR YEAR 1998

REPORT BY JUDGES OF COURT-AUTHORIZED INTERCEPTS OF WIRE, ORAL, OR ELECTRONIC COMMUNICATIONS
PURSUANT TO TITLE 18 U.S.C. 2519

A.O. Number	Authorizing Official		Offense Specified	Intercept		Date of Application and (Amendment)	Authorized Length		
	Judge	Prosecutor ¹		Type ²	Place ³		Original Order (Days)	Number of Extensions	Total Length (Days)
ESSEX									
1	COHEN	CAMPOLO	NARCOTICS	PE	BO12	01/07/1998	20	-	20
2	COHEN	CAMPOLO	NARCOTICS	P	A	01/08/1998	20	-	20
3	VOLKERT	HURT	GAMBLING	P	A	11/02/1998	20	-	20
GLOUCESTER									
1	NATAL	YURICK	NARCOTICS	P	A	03/30/1998	20	1	30
2	NATAL	YURICK	NARCOTICS	P	S	04/20/1998	20	-	20
HUDSON									
1	D'ITALIA	THEEMLING	GAMBLING	E	O12	11/26/1997	20	2	40
2	D'ITALIA	THEEMLING	NARCOTICS	E	O12	03/06/1998	20	2	40
3	D'ITALIA	THEEMLING	NARCOTICS	P	A	04/07/1998	20	2	40
4	D'ITALIA	THEEMLING	NARCOTICS	E	O12	04/23/1998	20	2	40
5	D'ITALIA	THEEMLING	NARCOTICS	E	O12	04/24/1998	20	-	20
6	D'ITALIA	THEEMLING	NARCOTICS	P	S	04/29/1998	20	2	40
7	D'ITALIA	THEEMLING	NARCOTICS	E	O8	05/19/1998	20	-	20
8	D'ITALIA	THEEMLING	NARCOTICS	P	B	05/26/1998	20	-	20
9	CALLAHAN	THEEMLING	NARCOTICS	E	O12	08/19/1998	20	-	20
HUNTERDON									
1	FEINBERG	RUBIN	NARCOTICS	P	S	03/11/1998	20	-	20
MERCER									
1	FEINBERG	GIAQUINTO	NARCOTICS	P	S	07/31/1998	20	2	40
2	FEINBERG	GIAQUINTO	NARCOTICS	P	S	09/03/1998	20	1	30
3	FEINBERG	GIAQUINTO	NARCOTICS	P	A	09/16/1998	20	-	20
MIDDLESEX									
1	LONGHI	GLUCK	NARCOTICS	P	S	01/08/1998	20	-	20
2	LONGHI	GLUCK	NARCOTICS	P	S	02/05/1998	20	-	20

¹ The prosecuting official authorized the filing of the application under provisions of the state's statute. (See Table 1 for this state's statutory citation.)

² Type: P=Phone Wire, M=Micro-Eavesdrop, E=Electronic, NR=Not Reported.

³ Place: S=Single Family Dwelling, A=Apartment, M=Multiple Dwelling, B=Business, R=Roving, O=Other.

Other: 6=Automobile/Van, 7=Briefcase, 8=Cellular/Mobile Phone, 9=Cemetery, 10=Closed Circuit TV, 11=Container, 12=Digital Display Pager, 13=Facsimile, 14=Garage/Parking Lot, 15=Hospital, 16=Hotel Room/Motel Room, 17=Jail, 18=Mobile Home/Trailer, 19=Package/Cargo, 20=Pay Phone, 21=Pen Register, 22=Prison, 23=Social Club, 24=Storage, 25=Telefax, 26=Courthouse, 27=Street, 28=Computer, 29=School.

TABLE B-1
STATE NEW JERSEY

CALENDAR YEAR 1998

REPORT BY PROSECUTORS OF COURT-AUTHORIZED INTERCEPTS OF WIRE, ORAL, OR ELECTRONIC COMMUNICATIONS
PURSUANT TO TITLE 18 U.S.C. 2519

A.O. Number	Number Of Days in Oper- ation ⁴	Average Inter- cepts per Day	Number of ⁵			Costs		Number of					
			Persons Inter- cepted	Intercepts	Incrim- inating Intercepts	Total Cost in \$	Other Than Manpower in \$	Arrests	Trials	Motions to Suppress Intercepts ⁶			Persons Con- victed
										G	D	P	
ESSEX													
1	14	32	66	450	157	13,100	100	8	2	-	-	-	2
2	NP	-	-	-	-	-	-	-	-	-	-	-	-
3	18	78	2,402	1,401	805	38,718	270	11	-	-	-	-	-
GLOUCESTER													
1	22	103	200	2,261	340	14,875	2,500	25	-	-	-	1	-
2	17	14	51	239	24	12,063	2,500	5	-	-	-	1	-
HUDSON													
1	40	2	NR	87	NR	3,000	500	-	-	-	-	-	-
2	NP	-	-	-	-	-	-	-	-	-	-	-	-
3	NP	-	-	-	-	-	-	-	-	-	-	-	-
4	NP	-	-	-	-	-	-	-	-	-	-	-	-
5	NP	-	-	-	-	-	-	-	-	-	-	-	-
6	NP	-	-	-	-	-	-	-	-	-	-	-	-
7	NP	-	-	-	-	-	-	-	-	-	-	-	-
8	NP	-	-	-	-	-	-	-	-	-	-	-	-
9	NP	-	-	-	-	-	-	-	-	-	-	-	-
HUNTERDON													
1	20	16	646	318	80	39,900	400	12	-	-	-	-	3
MERCER													
1	NP	-	-	-	-	-	-	-	-	-	-	-	-
2	NP	-	-	-	-	-	-	-	-	-	-	-	-
3	NP	-	-	-	-	-	-	-	-	-	-	-	-
MIDDLESEX													
1	15	21	18	321	192	12,550	350	8	-	-	-	-	-
2	16	21	17	329	70	13,250	250	5	-	-	-	-	-

⁴ NI indicates never installed. I indicates installed but never used. NP indicates no prosecutor's report.

⁵ NR indicates not reported or could not be determined.

⁶ Motions: G=Granted, D=Denied, P=Pending.

* This wiretap was terminated during 1995 or 1996, but was not reported at that time because it was part of an ongoing investigation.

**This wiretap was terminated during 1997, but was not reported at that time because it was part of an ongoing investigation.

TABLE B-1
STATE NEW JERSEY

CALENDAR YEAR 1998

REPORT BY JUDGES OF COURT-AUTHORIZED INTERCEPTS OF WIRE, ORAL, OR ELECTRONIC COMMUNICATIONS
PURSUANT TO TITLE 18 U.S.C. 2519

A.O. Number	Authorizing Official		Offense Specified	Intercept		Date of Application and (Amendment)	Authorized Length		
	Judge	Prosecutor ¹		Type ²	Place ³		Original Order (Days)	Number of Extensions	Total Length (Days)
MIDDLESEX (CONTINUED)									
3	LONGHI	BERMAN	NARCOTICS	P	S	05/01/1998	20	1	30
4	LONGHI	BERMAN	NARCOTICS	P	B	05/01/1998	20	1	30
5	LONGHI	BERMAN	NARCOTICS	P	R	05/15/1998	20	-	20
6	LONGHI	BERMAN	NARCOTICS	P	R	06/03/1998	20	-	20
7	LONGHI	BERMAN	GAMBLING	P	B	11/04/1998	20	-	20
8	LONGHI	BERMAN	GAMBLING	P	S	11/30/1998	20	-	20
OCEAN									
1	WILLIAMS	MILLARD	GAMBLING	P	S	01/22/1998	20	-	20
1**	WILLIAMS	CARLUCCIO	GAMBLING	P	S	01/10/1997	20	-	20
PASSAIC									
1	FALCONE	FAVA	RACKETEERING	E	O8	01/21/1998	30	-	30
2	FALCONE	FAVA	RACKETEERING	P	S	01/21/1998	30	-	30
3	FALCONE	FAVA	RACKETEERING	E	O8	01/21/1998	30	-	30
4	FALCONE	FAVA	NARCOTICS	P	B	12/04/1998	20	-	20
SOMERSET									
1	D'ITALIA	FORREST	MURDER	E	O6	08/25/1998	20	-	20
2	FEINBERG	FORREST	NARCOTICS	E	O12	09/25/1998	20	-	20
STATE ATTORNEY GENERAL									
1	WILLIAMS	VERNIERO	RACKETEERING	P	S	12/04/1997	30	-	30
2	NATAL	VERNIERO	RACKETEERING	E	RO12	06/17/1998	30	1	60
3	NATAL	VERNIERO	RACKETEERING	P	B	06/17/1998	30	1	60
4	NATAL	VERNIERO	RACKETEERING	P	B	06/17/1998	30	-	30
5	FEINBERG	VERNIERO	RACKETEERING	E	BO13	07/14/1998	30	-	30
6	FEINBERG	VERNIERO	RACKETEERING	P	S	07/14/1998	30	2	90
7	NATAL	VERNIERO	RACKETEERING	E	RO8	07/23/1998	30	-	30

¹ The prosecuting official authorized the filing of the application under provisions of the state's statute. (See Table 1 for this state's statutory citation.)

² Type: P=Phone Wire, M=Micro-Eavesdrop, E=Electronic, NR=Not Reported.

³ Place: S=Single Family Dwelling, A=Apartment, M=Multiple Dwelling, B=Business, R=Roving, O=Other.

Other: 6=Automobile/Van, 7=Briefcase, 8=Cellular/Mobile Phone, 9=Cemetery, 10=Closed Circuit TV, 11=Container, 12=Digital Display Pager, 13=Facsimile, 14=Garage/Parking Lot, 15=Hospital, 16=Hotel Room/Motel Room, 17=Jail, 18=Mobile Home/Trailer, 19=Package/Cargo, 20=Pay Phone, 21=Pen Register, 22=Prison, 23=Social Club, 24=Storage, 25=Telefax, 26=Courthouse, 27=Street, 28=Computer, 29=School.

TABLE B-1
STATE NEW JERSEY

CALENDAR YEAR 1998

REPORT BY PROSECUTORS OF COURT-AUTHORIZED INTERCEPTS OF WIRE, ORAL, OR ELECTRONIC COMMUNICATIONS
PURSUANT TO TITLE 18 U.S.C. 2519

A.O. Number	Number Of Days in Oper- ation ⁴	Average Inter- cepts per Day	Number of ⁵			Costs		Number of					
			Persons Inter- cepted	Intercepts	Incrim- inating Intercepts	Total Cost in \$	Other Than Manpower in \$	Arrests	Trials	Motions to Suppress Intercepts ⁶			Persons Con- victed
										G	D	P	
MIDDLESEX (CONTINUED)													
3	30	22	42	674	225	RELATED TO NO. 4							
4	30	26	60	767	115	19,700	300	11	-	-	-	-	-
5	18	2	4	30	4	11,790	150	RELATED TO NO. 4					
6	14	4	6	50	25	10,020	300	RELATED TO NO. 4					
7	6	24	17	145	-	6,475	35	-	-	-	-	-	-
8	20	26	24	512	440	14,725	125	-	-	-	-	-	-
OCEAN													
1	20	31	15	623	107	19,100	2,600	-	-	-	-	-	-
1**	16	9	11	139	34	17,550	2,550	4	-	-	-	-	4
PASSAIC													
1	30	7	4	198	14	RELATED TO NO. 2							
2	30	23	8	702	135	96,500	3,500	7	-	-	-	-	-
3	30	9	9	267	10	RELATED TO NO. 2							
4	10	208	65	2,078	80	24,000	4,000	10	-	-	-	-	-
SOMERSET													
1	20	11	6	220	10	37,500	6,000	-	-	-	-	-	-
2	18	13	23	229	110	11,250	20	5	-	-	-	1	-
STATE ATTORNEY GENERAL													
1	30	3	242	93	-	11,861	1,941	-	-	-	-	-	-
2	NP	-	-	-	-	-	-	-	-	-	-	-	-
3	NP	-	-	-	-	-	-	-	-	-	-	-	-
4	NP	-	-	-	-	-	-	-	-	-	-	-	-
5	NP	-	-	-	-	-	-	-	-	-	-	-	-
6	NP	-	-	-	-	-	-	-	-	-	-	-	-
7	NP	-	-	-	-	-	-	-	-	-	-	-	-

⁴ NI indicates never installed. I indicates installed but never used. NP indicates no prosecutor's report.

⁵ NR indicates not reported or could not be determined.

⁶ Motions: G=Granted, D=Denied, P=Pending.

* This wiretap was terminated during 1995 or 1996, but was not reported at that time because it was part of an ongoing investigation.

**This wiretap was terminated during 1997, but was not reported at that time because it was part of an ongoing investigation.

TABLE B-1
STATE NEW JERSEY

CALENDAR YEAR 1998

REPORT BY JUDGES OF COURT-AUTHORIZED INTERCEPTS OF WIRE, ORAL, OR ELECTRONIC COMMUNICATIONS
PURSUANT TO TITLE 18 U.S.C. 2519

A.O. Number	Authorizing Official		Offense Specified	Intercept		Date of Application and (Amendment)	Authorized Length		
	Judge	Prosecutor ¹		Type ²	Place ³		Original Order (Days)	Number of Extensions	Total Length (Days)
STATE ATTORNEY GENERAL (CONTINUED)									
8	FEINBERG	VERNIERO	RACKETEERING	E	O8	08/18/1998	30	1	60
9	FEINBERG	VERNIERO	RACKETEERING	P	S	08/18/1998	30	1	60
10	FEINBERG	VERNIERO	RACKETEERING	E	O12	09/11/1998	30	1	60
11	FEINBERG	VERNIERO	RACKETEERING	E	O12	09/11/1998	30	1	60
12	FEINBERG	VERNIERO	RACKETEERING	P	S	10/15/1998	30	-	30
13	FALCONE	VERNIERO	RACKETEERING	E	O8	11/04/1998	30	-	30
14	FEINBERG	VERNIERO	RACKETEERING	P	S	11/09/1998	30	-	30
15	FEINBERG	VERNIERO	RACKETEERING	P	S	11/09/1998	30	-	30
16	FEINBERG	VERNIERO	RACKETEERING	P	S	11/09/1998	30	-	30
10**	STEINBERG	VERNIERO	RACKETEERING	P	S	01/22/1997	30	1	60
11**	STEINBERG	VERNIERO	RACKETEERING	E	O8	02/22/1997	30	-	30
12**	D'ITALIA	VERNIERO	NARCOTICS	P	B	03/12/1997	20	2	40
13**	STEINBERG	VERNIERO	MURDER	E	O12	03/12/1997	30	-	30
14**	D'ITALIA	VERNIERO	NARCOTICS	P	B	03/12/1997	20	2	40
15**	STEINBERG	VERNIERO	RACKETEERING	E	O8	04/17/1997	30	-	30
16**	STEINBERG	VERNIERO	RACKETEERING	P	S	04/17/1997	30	-	30
UNION									
1	COHEN	MANAHAN	NARCOTICS	E	O8	01/26/1998	20	1	30
2	COHEN	MANAHAN	NARCOTICS	E	O12	01/26/1998	20	-	20
3	COHEN	MANAHAN	NARCOTICS	P	A	01/26/1998	20	1	30
4	COHEN	MANAHAN	NARCOTICS	P	S	01/26/1998	20	1	30
5	COHEN	MANAHAN	NARCOTICS	E	O12	01/26/1998	20	-	20
6	COHEN	MANAHAN	NARCOTICS	P	S	02/03/1998	20	1	30
7	COHEN	MANAHAN	NARCOTICS	P	B	04/27/1998	20	-	20

¹ The prosecuting official authorized the filing of the application under provisions of the state's statute. (See Table 1 for this state's statutory citation.)

² Type: P=Phone Wire, M=Micro-Eavesdrop, E=Electronic, NR=Not Reported.

³ Place: S=Single Family Dwelling, A=Apartment, M=Multiple Dwelling, B=Business, R=Roving, O=Other.

Other: 6=Automobile/Van, 7=Briefcase, 8=Cellular/Mobile Phone, 9=Cemetery, 10=Closed Circuit TV, 11=Container, 12=Digital Display Pager, 13=Facsimile, 14=Garage/Parking Lot, 15=Hospital, 16=Hotel Room/Motel Room, 17=Jail, 18=Mobile Home/Trailer, 19=Package/Cargo, 20=Pay Phone, 21=Pen Register, 22=Prison, 23=Social Club, 24=Storage, 25=Telefax, 26=Courthouse, 27=Street, 28=Computer, 29=School.

TABLE B-1
STATE NEW JERSEY

CALENDAR YEAR 1998

REPORT BY PROSECUTORS OF COURT-AUTHORIZED INTERCEPTS OF WIRE, ORAL, OR ELECTRONIC COMMUNICATIONS
PURSUANT TO TITLE 18 U.S.C. 2519

A.O. Number	Number Of Days in Oper- ation ⁴	Average Inter- cepts per Day	Number of ⁵			Costs		Number of						
			Persons Inter- cepted	Intercepts	Incrim- inating Intercepts	Total Cost in \$	Other Than Manpower in \$	Arrests	Trials	Motions to Suppress Intercepts ⁶			Persons Con- victed	
										G	D	P		
STATE ATTORNEY GENERAL (CONTINUED)														
8	NP	-	-	-	-	-	-	-	-	-	-	-	-	-
9	NP	-	-	-	-	-	-	-	-	-	-	-	-	-
10	NP	-	-	-	-	-	-	-	-	-	-	-	-	-
11	NP	-	-	-	-	-	-	-	-	-	-	-	-	-
12	NP	-	-	-	-	-	-	-	-	-	-	-	-	-
13	NP	-	-	-	-	-	-	-	-	-	-	-	-	-
14	NP	-	-	-	-	-	-	-	-	-	-	-	-	-
15	NP	-	-	-	-	-	-	-	-	-	-	-	-	-
16	NP	-	-	-	-	-	-	-	-	-	-	-	-	-
10**	60	44	316	2,650	110	146,200	6,080	-	-	-	-	-	-	-
11**	30	44	56	1,307	20	74,933	8,717	-	-	-	-	-	-	-
12**	40	10	15	400	200	53,745	983	-	-	-	-	-	-	-
13**	10	3	NR	27	NR	38,700	300	-	-	-	-	-	-	-
14**	40	10	27	397	250	50,802	11,060	-	-	-	-	-	-	-
15**	30	44	56	1,307	31	74,031	6,807	-	-	-	-	-	-	-
16**	30	44	316	1,324	85	80,006	5,730	-	-	-	-	-	-	-
UNION														
1	30	-	NR	NR	NR	92,400	2,400	13	-	-	-	-	-	13
2	20	12	-	236	NR	RELATED TO NO. 1								
3	24	95	13	2,289	1,368	RELATED TO NO. 1								
4	25	34	13	860	516	RELATED TO NO. 1								
5	2	16	-	31	NR	RELATED TO NO. 1								
6	24	59	13	1,415	849	RELATED TO NO. 1								
7	20	40	8	794	80	72,300	4,800	8	-	-	-	-	-	8

⁴ NI indicates never installed. I indicates installed but never used. NP indicates no prosecutor's report.

⁵ NR indicates not reported or could not be determined.

⁶ Motions: G=Granted, D=Denied, P=Pending.

* This wiretap was terminated during 1995 or 1996, but was not reported at that time because it was part of an ongoing investigation.

**This wiretap was terminated during 1997, but was not reported at that time because it was part of an ongoing investigation.

TABLE B-1
STATE NEW JERSEY

CALENDAR YEAR 1998

REPORT BY JUDGES OF COURT-AUTHORIZED INTERCEPTS OF WIRE, ORAL, OR ELECTRONIC COMMUNICATIONS
PURSUANT TO TITLE 18 U.S.C. 2519

A.O. Number	Authorizing Official		Offense Specified	Intercept		Date of Application and (Amendment)	Authorized Length		
	Judge	Prosecutor ¹		Type ²	Place ³		Original Order (Days)	Number of Extensions	Total Length (Days)
UNION (CONTINUED)									
8	COHEN	MANAHAN	NARCOTICS	P	A	04/27/1998	20	-	20
9	COHEN	MANAHAN	NARCOTICS	P	A	04/30/1998	18	-	18
10	COHEN	MANAHAN	NARCOTICS	PE	AO8	07/06/1998	20	1	30
11	COHEN	MANAHAN	NARCOTICS	PE	AO8	07/06/1998	20	1	30
12	D'ITALIA	MANAHAN	NARCOTICS	PE	AO12	09/16/1998	20	-	20
13	VOLKERT	MANAHAN	NARCOTICS	E	O8	10/08/1998	20	-	20
14	LONGHI	MANAHAN	NARCOTICS	P	A	11/20/1998	20	1	30
15	LONGHI	MANAHAN	NARCOTICS	E	O8	12/11/1998	20	-	20

¹The prosecuting official authorized the filing of the application under provisions of the state's statute. (See Table 1 for this state's statutory citation.)

²Type: P=Phone Wire, M=Micro-Eavesdrop, E=Electronic, NR=Not Reported.

³Place: S=Single Family Dwelling, A=Apartment, M=Multiple Dwelling, B=Business, R=Roving, O=Other.

Other: 6=Automobile/Van, 7=Briefcase, 8=Cellular/Mobile Phone, 9=Cemetery, 10=Closed Circuit TV, 11=Container, 12=Digital Display Pager, 13=Facsimile, 14=Garage/Parking Lot, 15=Hospital, 16=Hotel Room/Motel Room, 17=Jail, 18=Mobile Home/Trailer, 19=Package/Cargo, 20=Pay Phone, 21=Pen Register, 22=Prison, 23=Social Club, 24=Storage, 25=Telefax, 26=Courthouse, 27=Street, 28=Computer, 29=School.

TABLE B-1
STATE NEW JERSEY

CALENDAR YEAR 1998

REPORT BY PROSECUTORS OF COURT-AUTHORIZED INTERCEPTS OF WIRE, ORAL, OR ELECTRONIC COMMUNICATIONS
PURSUANT TO TITLE 18 U.S.C. 2519

A.O. Number	Number Of Days in Oper- ation ⁴	Average Inter- cepts per Day	Number of ⁵			Costs		Number of					
			Persons Inter- cepted	Intercepts	Incrim- inating Intercepts	Total Cost in \$	Other Than Manpower in \$	Arrests	Trials	Motions to Suppress Intercepts ⁶			Persons Con- victed
										G	D	P	
UNION (CONTINUED)													
8	2	15	5	30	-	6,200	200	-	-	-	-	-	-
9	18	52	8	934	72	RELATED TO NO. 7							
10	24	37	19	889	623	92,400	2,400	16	-	-	-	-	13
11	24	25	19	600	420	RELATED TO NO. 10							
12	20	11	NR	211	-	300	-	-	-	-	-	-	-
13	17	21	9	362	51	72,712	4,168	3	-	-	-	-	-
14	26	74	20	1,926	520	RELATED TO NO. 15							
15	17	15	11	263	170	103,994	5,210	8	-	-	-	-	-

⁴ NI indicates never installed. I indicates installed but never used. NP indicates no prosecutor's report.

⁵ NR indicates not reported or could not be determined.

⁶ Motions: G=Granted, D=Denied, P=Pending.

* This wiretap was terminated during 1995 or 1996, but was not reported at that time because it was part of an ongoing investigation.

**This wiretap was terminated during 1997, but was not reported at that time because it was part of an ongoing investigation.

TABLE B-1
STATE NEW YORK

CALENDAR YEAR 1998

REPORT BY JUDGES OF COURT-AUTHORIZED INTERCEPTS OF WIRE, ORAL, OR ELECTRONIC COMMUNICATIONS
PURSUANT TO TITLE 18 U.S.C. 2519

A.O. Number	Authorizing Official		Offense Specified	Intercept		Date of Application and (Amendment)	Authorized Length		
	Judge	Prosecutor ¹		Type ²	Place ³		Original Order (Days)	Number of Extensions	Total Length (Days)
ERIE									
1	ROSSETTI	CLARK	NARCOTICS	PE	MO12	12/29/1997	30	1	60
2	DRURY	CLARK	NARCOTICS	PE	MO12	01/26/1998	30	-	30
3	FORMA	CLARK	NARCOTICS	PE	MO12	02/10/1998	30	-	30
1**	ROSSETTI	CLARK	NARCOTICS	PE	MO12	12/11/1997	30	-	30
FRANKLIN									
1*	MAIN	EDWARDS	NARCOTICS	P	S	04/03/1995	30	2	90
1**	MAIN	EDWARDS	NARCOTICS	P	S	04/14/1997	30	-	30
2**	MAIN	EDWARDS	NARCOTICS	P	S	05/14/1997	30	1	60
3**	MAIN	EDWARDS	NARCOTICS	P	S	06/17/1997	30	-	30
4**	MAIN	EDWARDS	MURDER	PM	S	07/29/1997	30	6	188
5**	MAIN	EDWARDS	MURDER	PM	S	10/20/1997	30	4	108
6**	MAIN	EDWARDS	MURDER	P	B	11/21/1997	30	-	30
HERKIMER									
1	KIRK	DALEY	NARCOTICS	E	O8	05/08/1998	30	1	60
2	KIRK	DALEY	NARCOTICS	E	O8	05/08/1998	30	1	60
3	KIRK	DALEY	NARCOTICS	E	O12	06/01/1998	30	1	60
KINGS									
1	FIRETOG	HYNES	GAMBLING	E	O8	12/15/1997	30	1	60
2	FIRETOG	HYNES	NARCOTICS	P	A	12/16/1997	30	1	60
3	FIRETOG	HYNES	NARCOTICS	E	O12	12/16/1997	30	1	60
4	FIRETOG	HYNES	NARCOTICS	E	O8	12/16/1997	30	1	60
5	FIRETOG	HYNES	NARCOTICS	M	O6	12/22/1997	30	-	30
6	SULLIVAN	HYNES	GAMBLING	P	A	01/14/1998	30	-	30
7	SULLIVAN	HYNES	GAMBLING	P	A	01/14/1998	30	-	30
8	SULLIVAN	HYNES	GAMBLING	P	S	01/14/1998	30	-	30

¹ The prosecuting official authorized the filing of the application under provisions of the state's statute. (See Table 1 for this state's statutory citation.)

² Type: P=Phone Wire, M=Micro-Eavesdrop, E=Electronic, NR=Not Reported.

³ Place: S=Single Family Dwelling, A=Apartment, M=Multiple Dwelling, B=Business, R=Roving, O=Other.

Other: 6=Automobile/Van, 7=Briefcase, 8=Cellular/Mobile Phone, 9=Cemetery, 10=Closed Circuit TV, 11=Container, 12=Digital Display Pager, 13=Facsimile, 14=Garage/Parking Lot, 15=Hospital, 16=Hotel Room/Motel Room, 17=Jail, 18=Mobile Home/Trailer, 19=Package/Cargo, 20=Pay Phone, 21=Pen Register, 22=Prison, 23=Social Club, 24=Storage, 25=Telefax, 26=Courthouse, 27=Street, 28=Computer, 29=School.

TABLE B-1
STATE NEW YORK

CALENDAR YEAR 1998

REPORT BY PROSECUTORS OF COURT-AUTHORIZED INTERCEPTS OF WIRE, ORAL, OR ELECTRONIC COMMUNICATIONS
PURSUANT TO TITLE 18 U.S.C. 2519

A.O. Number	Number Of Days in Oper- ation ⁴	Average Inter- cepts per Day	Number of ⁵			Costs		Number of						
			Persons Inter- cepted	Intercepts	Incrim- inating Intercepts	Total Cost in \$	Other Than Manpower in \$	Arrests	Trials	Motions to Suppress Intercepts ⁶			Persons Con- victed	
										G	D	P		
ERIE														
1	37	5	20	200	100	10,000	-	-	-	-	-	-	-	
2	30	3	20	100	NR	10,000	-	-	-	-	-	-	-	
3	21	10	20	200	100	10,000	-	-	-	-	-	-	-	
1**	17	12	20	200	100	10,000	-	-	-	-	-	-	-	
FRANKLIN														
1*	NP	-	-	-	-	-	-	-	-	-	-	-	-	
1**	NP	-	-	-	-	-	-	-	-	-	-	-	-	
2**	NP	-	-	-	-	-	-	-	-	-	-	-	-	
3**	NP	-	-	-	-	-	-	-	-	-	-	-	-	
4**	NP	-	-	-	-	-	-	-	-	-	-	-	-	
5**	NP	-	-	-	-	-	-	-	-	-	-	-	-	
6**	NP	-	-	-	-	-	-	-	-	-	-	-	-	
HERKIMER														
1	55	12	13	647	128	RELATED TO NO. 2								
2	53	8	9	413	84	22,500	7,500	6	-	-	-	-	6	
3	36	5	8	179	179	RELATED TO NO. 2								
KINGS														
1	NP	-	-	-	-	-	-	-	-	-	-	-	-	
2	45	119	50	5,356	3,749	50,377	-	RELATED TO NO. 3						
3	48	55	NR	2,658	2,658	40,000	10,000	13	-	-	-	-	11	
4	41	23	50	942	659	45,900	-	RELATED TO NO. 3						
5	12	-	2	3	2	-	-	1	-	-	-	1	-	
6	2	55	28	110	105	1,468	-	-	-	-	-	-	-	
7	NP	-	-	-	-	-	-	-	-	-	-	-	-	
8	20	45	43	900	330	18,000	-	-	-	-	-	-	-	

⁴ NI indicates never installed. I indicates installed but never used. NP indicates no prosecutor's report.

⁵ NR indicates not reported or could not be determined.

⁶ Motions: G=Granted, D=Denied, P=Pending.

* This wiretap was terminated during 1995 or 1996, but was not reported at that time because it was part of an ongoing investigation.

**This wiretap was terminated during 1997, but was not reported at that time because it was part of an ongoing investigation.

TABLE B-1
STATE NEW YORK

CALENDAR YEAR 1998

REPORT BY JUDGES OF COURT-AUTHORIZED INTERCEPTS OF WIRE, ORAL, OR ELECTRONIC COMMUNICATIONS
PURSUANT TO TITLE 18 U.S.C. 2519

A.O. Number	Authorizing Official		Offense Specified	Intercept		Date of Application and (Amendment)	Authorized Length		
	Judge	Prosecutor ¹		Type ²	Place ³		Original Order (Days)	Number of Extensions	Total Length (Days)
KINGS (CONTINUED)									
9	SULLIVAN	HYNES	GAMBLING	P	A	01/14/1998	30	-	30
10	SULLIVAN	HYNES	GAMBLING	P	A	01/14/1998	30	-	30
11	SULLIVAN	HYNES	GAMBLING	P	S	01/14/1998	30	-	30
12	SULLIVAN	HYNES	GAMBLING	P	A	01/14/1998	30	-	30
13	SULLIVAN	HYNES	GAMBLING	P	A	01/14/1998	30	-	30
14	FIRETOG	HYNES	NARCOTICS	P	A	01/15/1998	30	-	30
15	FIRETOG	HYNES	LARCENY	M	B	04/17/1998	30	3	120
16	FIRETOG	HYNES	LARCENY	P	B	05/08/1998	30	2	90
17	FIRETOG	HYNES	LARCENY	P	O18	05/29/1998	30	3	120
18	FIRETOG	HYNES	LARCENY	P	B	06/30/1998	30	2	90
19	FIRETOG	FEINSTEIN	LARCENY	P	B	07/21/1998	11	2	71
20	SNYDER	FEINSTEIN	LARCENY	P	B	09/18/1998	30	-	30
MONROE									
1	MARKS	RELIN	NARCOTICS	E	O12	11/25/1997	30	1	60
2	MARKS	RELIN	NARCOTICS	E	O8	11/25/1997	30	1	60
3	MARKS	RELIN	NARCOTICS	E	RO8	12/10/1997	30	1	60
4	MARKS	RELIN	NARCOTICS	E	O8	12/10/1997	30	1	60
5	MARKS	RELIN	NARCOTICS	E	RO8	01/08/1998	30	-	30
6	MALLOY	RELIN	NARCOTICS	PE	SO12	03/24/1998	30	-	30
7	MALLOY	RELIN	NARCOTICS	P	S	03/24/1998	30	-	30
8	MALLOY	RELIN	NARCOTICS	P	S	03/24/1998	30	-	30
9	MARKS	RELIN	NARCOTICS	P	S	04/27/1998	30	1	60
10	MARKS	KEENAN	NARCOTICS	P	S	04/27/1998	30	1	60
11	MARKS	KEENAN	NARCOTICS	E	O12	04/27/1998	30	1	60
6**	MARKS	RELIN	NARCOTICS	P	S	11/25/1997	30	-	30

¹ The prosecuting official authorized the filing of the application under provisions of the state's statute. (See Table 1 for this state's statutory citation.)

² Type: P=Phone Wire, M=Micro-Eavesdrop, E=Electronic, NR=Not Reported.

³ Place: S=Single Family Dwelling, A=Apartment, M=Multiple Dwelling, B=Business, R=Roving, O=Other.

Other: 6=Automobile/Van, 7=Briefcase, 8=Cellular/Mobile Phone, 9=Cemetery, 10=Closed Circuit TV, 11=Container, 12=Digital Display Pager, 13=Facsimile, 14=Garage/Parking Lot, 15=Hospital, 16=Hotel Room/Motel Room, 17=Jail, 18=Mobile Home/Trailer, 19=Package/Cargo, 20=Pay Phone, 21=Pen Register, 22=Prison, 23=Social Club, 24=Storage, 25=Telefax, 26=Courthouse, 27=Street, 28=Computer, 29=School.

TABLE B-1
STATE NEW YORK

CALENDAR YEAR 1998

REPORT BY PROSECUTORS OF COURT-AUTHORIZED INTERCEPTS OF WIRE, ORAL, OR ELECTRONIC COMMUNICATIONS
PURSUANT TO TITLE 18 U.S.C. 2519

A.O. Number	Number Of Days in Oper- ation ⁴	Average Inter- cepts per Day	Number of ⁵			Costs		Number of						
			Persons Inter- cepted	Intercepts	Incrim- inating Intercepts	Total Cost in \$	Other Than Manpower in \$	Arrests	Trials	Motions to Suppress Intercepts ⁶			Persons Con- victed	
										G	D	P		
KINGS (CONTINUED)														
9	1	68	42	68	68	734	-	-	-	-	-	-	-	
10	4	13	6	50	50	-	-	-	-	-	-	-	-	
11	14	55	35	765	500	12,600	-	-	-	-	-	-	-	
12	I	-	-	-	-	225	-	-	-	-	-	-	-	
13	I	-	-	-	-	225	-	-	-	-	-	-	-	
14	20	62	50	1,239	867	22,390	-	13	-	-	-	-	11	
15	86	61	30	5,246	2,500	63,182	-	34	-	-	-	-	3	
16	65	126	60	8,191	2,500	47,754	-	RELATED TO NO. 15						
17	119	51	175	6,025	NR	1,209,000	20,000	26	-	-	-	-	-	
18	90	202	860	18,159	-	685,100	2,000	RELATED TO NO. 17						
19	70	71	133	4,992	-	50,800	2,000	-	-	-	-	-	-	
20	21	77	75	1,625	-	65,000	2,000	RELATED TO NO. 17						
MONROE														
1	60	-	NR	NR	NR	-	-	-	-	-	-	-	-	
2	60	-	NR	NR	NR	-	-	-	-	-	-	-	-	
3	NP	-	-	-	-	-	-	-	-	-	-	-	-	
4	60	-	NR	NR	NR	-	-	-	-	-	-	-	-	
5	NP	-	-	-	-	-	-	-	-	-	-	-	-	
6	18	26	30	459	150	RELATED TO NO. 8								
7	18	55	80	981	96	RELATED TO NO. 8								
8	18	51	20	911	140	82,887	400	6	-	-	-	-	4	
9	54	115	150	6,229	300	RELATED TO NO. 10								
10	54	115	300	6,229	310	168,600	5,000	-	-	-	-	-	-	
11	54	31	40	1,672	30	RELATED TO NO. 10								
6**	NP	-	-	-	-	-	-	-	-	-	-	-	-	

⁴ NI indicates never installed. I indicates installed but never used. NP indicates no prosecutor's report.

⁵ NR indicates not reported or could not be determined.

⁶ Motions: G=Granted, D=Denied, P=Pending.

* This wiretap was terminated during 1995 or 1996, but was not reported at that time because it was part of an ongoing investigation.

**This wiretap was terminated during 1997, but was not reported at that time because it was part of an ongoing investigation.

TABLE B-1
STATE NEW YORK

CALENDAR YEAR 1998

REPORT BY JUDGES OF COURT-AUTHORIZED INTERCEPTS OF WIRE, ORAL, OR ELECTRONIC COMMUNICATIONS
PURSUANT TO TITLE 18 U.S.C. 2519

A.O. Number	Authorizing Official		Offense Specified	Intercept		Date of Application and (Amendment)	Authorized Length		
	Judge	Prosecutor ¹		Type ²	Place ³		Original Order (Days)	Number of Extensions	Total Length (Days)
NASSAU									
1	GULOTTA	DILLON	NARCOTICS	E	O12	11/25/1997	30	3	120
2	DE RIGGI	DILLON	GAMBLING	PE	SO8,O12	01/08/1998	30	1	60
3	MCGINITY	LEVINSON	GAMBLING	PME	ABO12	02/02/1998	30	-	30
4	BELFI	LEVINSON	NARCOTICS	E	O12	02/11/1998	30	-	30
5	MCGINITY	DILLON	NARCOTICS	E	O8	02/20/1998	30	1	60
6	LAPERA	DILLON	GAMBLING	P	S	04/14/1998	30	1	60
7	MCGINITY	DILLON	NARCOTICS	PE	SO8,O12	05/04/1998	30	5	168
8	MCGINITY	DILLON	NARCOTICS	PE	AO8,O12	07/07/1998	30	3	120
9	GOLDSTEIN	LEVINSON	GAMBLING	PE	AO12	07/16/1998	30	-	30
10	FRIEDMANN	LEVINSON	GAMBLING	PE	SO12	07/24/1998	30	-	30
11	MCGINITY	DILLON	NARCOTICS	PE	SAO12	08/07/1998	30	2	90
12	SULLIVAN	DILLON	NARCOTICS	P	A	08/07/1998	30	-	30
13	KOWTNA	LEVINSON	GAMBLING	PE	SO12	11/02/1998	30	-	30
NEW YORK									
1	DUFFY	KWAN-GETT	NARCOTICS	E	O8	11/13/1997	30	2	90
2	DUFFY	KWAN-GETT	NARCOTICS	E	O8	02/17/1998	30	-	30
3	DRAGER	RUDMAN	CORRUPTION	E	RO8	04/29/1998	30	1	60
4	NARDELLI	PIDERIT	BRIBERY	M	B	04/30/1998	30	-	30
5	NARDELLI	PIDERIT	BRIBERY	M	B	04/30/1998	30	-	30
6	SULLIVAN	MORGENTHAU	RACKETEERING	P	R	05/05/1998	30	1	60
7	SULLIVAN	MORGENTHAU	RACKETEERING	P	R	06/02/1998	30	2	90
8	SULLIVAN	MORGENTHAU	RACKETEERING	P	R	06/02/1998	30	2	90
9	SULLIVAN	MORGENTHAU	RACKETEERING	P	R	06/30/1998	30	1	60

¹ The prosecuting official authorized the filing of the application under provisions of the state's statute. (See Table 1 for this state's statutory citation.)

² Type: P=Phone Wire, M=Micro-Eavesdrop, E=Electronic, NR=Not Reported.

³ Place: S=Single Family Dwelling, A=Apartment, M=Multiple Dwelling, B=Business, R=Roving, O=Other.

Other: 6=Automobile/Van, 7=Briefcase, 8=Cellular/Mobile Phone, 9=Cemetery, 10=Closed Circuit TV, 11=Container, 12=Digital Display Pager, 13=Facsimile, 14=Garage/Parking Lot, 15=Hospital, 16=Hotel Room/Motel Room, 17=Jail, 18=Mobile Home/Trailer, 19=Package/Cargo, 20=Pay Phone, 21=Pen Register, 22=Prison, 23=Social Club, 24=Storage, 25=Telefax, 26=Courthouse, 27=Street, 28=Computer, 29=School.

TABLE B-1
STATE NEW YORK

CALENDAR YEAR 1998

REPORT BY PROSECUTORS OF COURT-AUTHORIZED INTERCEPTS OF WIRE, ORAL, OR ELECTRONIC COMMUNICATIONS
PURSUANT TO TITLE 18 U.S.C. 2519

A.O. Number	Number Of Days in Oper- ation ⁴	Average Inter- cepts per Day	Number of ⁵			Costs		Number of					
			Persons Inter- cepted	Intercepts	Incrim- inating Intercepts	Total Cost in \$	Other Than Manpower in \$	Arrests	Trials	Motions to Suppress Intercepts ⁶			Persons Con- victed
										G	D	P	
NASSAU													
1	106	48	55	5,135	5,135	RELATED TO NO. 4							
2	32	38	100	1,207	1,200	78,188	364	8	-	-	-	-	-
3	9	132	100	1,186	1,160	44,044	268	7	-	-	-	-	-
4	30	8	1	240	44	1,140	-	7	-	-	-	-	-
5	23	14	25	316	68	112,118	246	7	-	-	-	-	-
6	43	41	34	1,744	678	104,962	386	9	-	-	-	-	-
7	150	73	27	10,899	3,043	730,850	1,250	12	-	-	-	-	-
8	117	64	23	7,520	2,650	569,922	834	-	-	-	-	-	-
9	22	61	40	1,341	1,223	53,944	440	4	-	-	-	-	-
10	14	31	21	434	327	51,430	358	5	-	-	-	-	5
11	76	49	45	3,726	717	279,898	2,650	-	-	-	-	-	-
12	4	25	15	98	30	9,986	258	-	-	-	-	-	-
13	18	33	15	601	486	44,062	286	3	-	-	-	-	-
NEW YORK													
1	NP	-	-	-	-	-	-	-	-	-	-	-	-
2	NP	-	-	-	-	-	-	-	-	-	-	-	-
3	20	37	9	740	290	30,000	6,000	31	-	-	-	1	-
4	I	-	-	-	-	1,900	500	-	-	-	-	-	-
5	28	49	NR	1,381	-	1,600	200	-	-	-	-	-	-
6	58	2	-	139	-	1,143,400	108,400	-	-	-	-	-	-
7	86	3	14	271	7	RELATED TO NO. 6							
8	86	5	20	395	10	RELATED TO NO. 6							
9	58	1	-	45	-	RELATED TO NO. 6							

⁴ NI indicates never installed. I indicates installed but never used. NP indicates no prosecutor's report.

⁵ NR indicates not reported or could not be determined.

⁶ Motions: G=Granted, D=Denied, P=Pending.

* This wiretap was terminated during 1995 or 1996, but was not reported at that time because it was part of an ongoing investigation.

**This wiretap was terminated during 1997, but was not reported at that time because it was part of an ongoing investigation.

TABLE B-1
STATE NEW YORK

CALENDAR YEAR 1998

REPORT BY JUDGES OF COURT-AUTHORIZED INTERCEPTS OF WIRE, ORAL, OR ELECTRONIC COMMUNICATIONS
PURSUANT TO TITLE 18 U.S.C. 2519

A.O. Number	Authorizing Official		Offense Specified	Intercept		Date of Application and (Amendment)	Authorized Length		
	Judge	Prosecutor ¹		Type ²	Place ³		Original Order (Days)	Number of Extensions	Total Length (Days)
NEW YORK (CONTINUED)									
10	SULLIVAN	MORGENTHAU	RACKETEERING	P	R	06/30/1998	30	4	150
11	SULLIVAN	MORGENTHAU	RACKETEERING	P	R	06/30/1998	30	1	60
12	NARDELLI	MORGENTHAU	GAMBLING	P	B	07/08/1998	30	1	60
13	NARDELLI	MORGENTHAU	GAMBLING	P	A	07/09/1998	30	-	30
14	SULLIVAN	MORGENTHAU	RACKETEERING	E	RO12	07/28/1998	30	2	90
15	SULLIVAN	MORGENTHAU	RACKETEERING	E	RO12	07/28/1998	30	-	30
16	NARDELLI	MORGENTHAU	GAMBLING	E	RO8	08/06/1998	30	3	120
17	NARDELLI	MORGENTHAU	GAMBLING	E	O12	08/06/1998	30	3	120
18	SULLIVAN	MORGENTHAU	RACKETEERING	P	R	08/25/1998	30	3	120
19	SULLIVAN	MORGENTHAU	RACKETEERING	E	RO12	08/25/1998	30	3	120
20	SULLIVAN	MORGENTHAU	RACKETEERING	E	RO12	08/25/1998	30	3	120
21	SULLIVAN	MORGENTHAU	RACKETEERING	P	R	08/25/1998	30	3	120
22	SULLIVAN	MORGENTHAU	RACKETEERING	P	R	08/25/1998	30	-	30
23	SULLIVAN	MORGENTHAU	RACKETEERING	E	RO12	08/25/1998	30	3	120
24	NARDELLI	MORGENTHAU	GAMBLING	P	S	09/03/1998	30	-	30
25	NARDELLI	MORGENTHAU	GAMBLING	E	RO8	09/04/1998	30	2	90
26	SULLIVAN	MORGENTHAU	RACKETEERING	P	R	09/22/1998	30	1	60
27	SULLIVAN	MORGENTHAU	RACKETEERING	P	R	09/22/1998	30	1	60
28	SULLIVAN	MORGENTHAU	RACKETEERING	E	RO12	10/20/1998	30	-	30
29	SULLIVAN	MORGENTHAU	RACKETEERING	P	R	10/20/1998	30	-	30
NY ORGANIZED CRIME TASK FORCE									
1	SHEA	QUINLAN	NARCOTICS	PE	SAM08,O12	09/09/1992	30	146	2,073
2	BUCKLEY	QUINLAN	NARCOTICS	PE	SO8	11/04/1997	30	3	120
3	BUCKLEY	QUINLAN	NARCOTICS	PE	SO12	11/18/1997	30	7	240

¹ The prosecuting official authorized the filing of the application under provisions of the state's statute. (See Table 1 for this state's statutory citation.)

² Type: P=Phone Wire, M=Micro-Eavesdrop, E=Electronic, NR=Not Reported.

³ Place: S=Single Family Dwelling, A=Apartment, M=Multiple Dwelling, B=Business, R=Roving, O=Other.

Other: 6=Automobile/Van, 7=Briefcase, 8=Cellular/Mobile Phone, 9=Cemetery, 10=Closed Circuit TV, 11=Container, 12=Digital Display Pager, 13=Facsimile, 14=Garage/Parking Lot, 15=Hospital, 16=Hotel Room/Motel Room, 17=Jail, 18=Mobile Home/Trailer, 19=Package/Cargo, 20=Pay Phone, 21=Pen Register, 22=Prison, 23=Social Club, 24=Storage, 25=Telefax, 26=Courthouse, 27=Street, 28=Computer, 29=School.

TABLE B-1
STATE NEW YORK

CALENDAR YEAR 1998

REPORT BY PROSECUTORS OF COURT-AUTHORIZED INTERCEPTS OF WIRE, ORAL, OR ELECTRONIC COMMUNICATIONS
PURSUANT TO TITLE 18 U.S.C. 2519

A.O. Number	Number Of Days in Oper- ation ⁴	Average Inter- cepts per Day	Number of ⁵			Costs		Number of					
			Persons Inter- cepted	Intercepts	Incrim- inating Intercepts	Total Cost in \$	Other Than Manpower in \$	Arrests	Trials	Motions to Suppress Intercepts ⁶			Persons Con- victed
										G	D	P	

NEW YORK (CONTINUED)

10	NI	-	-	-	-	-	-	-	-	-	-	-	-
11	58	1	2	31	1	RELATED TO NO. 6							
12	41	81	67	3,322	250	21,561	1,701	-	-	-	-	-	-
13	I	-	-	-	-	397	217	-	-	-	-	-	-
14	86	2	100	204	50	RELATED TO NO. 6							
15	NI	-	-	-	-	-	-	-	-	-	-	-	-
16	109	21	22	2,244	128	56,060	2,740	-	-	-	-	-	-
17	77	13	NR	1,014	NR	71,436	2,136	-	-	-	-	-	-
18	114	20	100	2,310	50	RELATED TO NO. 6							
19	114	1	50	105	25	RELATED TO NO. 6							
20	114	2	120	240	60	RELATED TO NO. 6							
21	114	7	40	769	20	RELATED TO NO. 6							
22	NI	-	-	-	-	-	-	-	-	-	-	-	-
23	114	1	30	72	15	RELATED TO NO. 6							
24	11	63	42	693	18	7,288	1,828	-	-	-	-	-	-
25	77	31	64	2,409	132	39,255	2,215	-	-	-	-	-	-
26	58	5	10	275	5	RELATED TO NO. 6							
27	58	1	-	47	-	RELATED TO NO. 6							
28	NI	-	-	-	-	-	-	-	-	-	-	-	-
29	30	6	10	188	5	RELATED TO NO. 6							

NY ORGANIZED CRIME TASK FORCE

1	2,065	283	11,000	584,800	467,840	4,179,274	2,606,634	68	-	-	-	-	56
2	60	130	40	7,771	613	79,932	20,172	-	-	-	-	-	-
3	240	132	30	31,762	4,120	1,041,685	570,805	-	-	-	-	-	-

⁴ NI indicates never installed. I indicates installed but never used. NP indicates no prosecutor's report.

⁵ NR indicates not reported or could not be determined.

⁶ Motions: G=Granted, D=Denied, P=Pending.

* This wiretap was terminated during 1995 or 1996, but was not reported at that time because it was part of an ongoing investigation.

**This wiretap was terminated during 1997, but was not reported at that time because it was part of an ongoing investigation.

TABLE B-1
STATE NEW YORK

CALENDAR YEAR 1998

REPORT BY JUDGES OF COURT-AUTHORIZED INTERCEPTS OF WIRE, ORAL, OR ELECTRONIC COMMUNICATIONS
PURSUANT TO TITLE 18 U.S.C. 2519

A.O. Number	Authorizing Official		Offense Specified	Intercept		Date of Application and (Amendment)	Authorized Length		
	Judge	Prosecutor ¹		Type ²	Place ³		Original Order (Days)	Number of Extensions	Total Length (Days)

NY ORGANIZED CRIME TASK FORCE (CONTINUED)

4	O'DONNELL	QUINLAN	GAMBLING	P	A	01/15/1998	30	-	30
5	SULLIVAN	QUINLAN	GAMBLING	P	A	01/23/1998	30	1	60
6	PIZZUTO	QUINLAN	GAMBLING	E	O12	02/27/1998	30	-	30
7	BUCKLEY	QUINLAN	NARCOTICS	PE	SO8,O23	03/25/1998	30	-	30
8	BUCKLEY	QUINLAN	NARCOTICS	PE	SO12	05/29/1998	30	-	30
9	SULLIVAN	QUINLAN	\$LAUNDERING	E	O8	06/04/1998	30	-	30
10	MILLER	QUINLAN	GAMBLING	P	S	06/09/1998	30	1	60
11	WILLIAMS	QUINLAN	GAMBLING	P	A	07/16/1998	30	-	30
12	O'BRIEN	QUINLAN	NARCOTICS	PE	BO12	07/17/1998	30	3	120
13	SANTUCCI	QUINLAN	GAMBLING	E	O12	07/22/1998	30	2	90
14	MAZZARELLI	QUINLAN	FIREARMS	P	A	07/30/1998	30	-	30
15	SULLIVAN	QUINLAN	GAMBLING	E	O8	08/14/1998	30	1	60
16	SULLIVAN	QUINLAN	FIREARMS	E	O8,O12	08/20/1998	30	1	60
17	BRUHN	QUINLAN	NARCOTICS	PME	SO8	08/31/1998	30	4	150
18	CARUSO	QUINLAN	NARCOTICS	P	S	09/11/1998	30	-	30
19	FRIEDMANN	QUINLAN	GAMBLING	E	O8	09/24/1998	30	1	60
20	SULLIVAN	QUINLAN	GAMBLING	E	O8	10/06/1998	30	-	30
21	SULLIVAN	QUINLAN	GAMBLING	E	O12	10/19/1998	30	-	30

NYC SPECIAL NARCOTICS BUREAU

1	WETZEL	MORGENTHAU	NARCOTICS	P	A	10/20/1997	30	5	180
2	WETZEL	MORGENTHAU	NARCOTICS	E	O8	10/22/1997	30	2	90
3	WETZEL	HYNES	NARCOTICS	E	O8	11/25/1997	30	1	60
4	WETZEL	MORGENTHAU	NARCOTICS	E	O8	11/26/1997	30	2	90
5	WETZEL	MORGENTHAU	NARCOTICS	E	O12	11/26/1997	30	5	180

¹ The prosecuting official authorized the filing of the application under provisions of the state's statute. (See Table 1 for this state's statutory citation.)

² Type: P=Phone Wire, M=Micro-Eavesdrop, E=Electronic, NR=Not Reported.

³ Place: S=Single Family Dwelling, A=Apartment, M=Multiple Dwelling, B=Business, R=Roving, O=Other.

Other: 6=Automobile/Van, 7=Briefcase, 8=Cellular/Mobile Phone, 9=Cemetery, 10=Closed Circuit TV, 11=Container, 12=Digital Display Pager, 13=Facsimile, 14=Garage/Parking Lot, 15=Hospital, 16=Hotel Room/Motel Room, 17=Jail, 18=Mobile Home/Trailer, 19=Package/Cargo, 20=Pay Phone, 21=Pen Register, 22=Prison, 23=Social Club, 24=Storage, 25=Telefax, 26=Courthouse, 27=Street, 28=Computer, 29=School.

TABLE B-1
STATE NEW YORK

CALENDAR YEAR 1998

REPORT BY PROSECUTORS OF COURT-AUTHORIZED INTERCEPTS OF WIRE, ORAL, OR ELECTRONIC COMMUNICATIONS
PURSUANT TO TITLE 18 U.S.C. 2519

A.O. Number	Number Of Days in Oper- ation ⁴	Average Inter- cepts per Day	Number of ⁵			Costs		Number of					
			Persons Inter- cepted	Intercepts	Incrim- inating Intercepts	Total Cost in \$	Other Than Manpower in \$	Arrests	Trials	Motions to Suppress Intercepts ⁶			Persons Con- victed
										G	D	P	

NY ORGANIZED CRIME TASK FORCE (CONTINUED)

4	7	47	31	330	330	13,116	2,016	1	1	-	-	1	1
5	54	45	1,841	2,428	2,355	49,040	38,880	16	-	-	-	-	16
6	22	15	335	335	-	1,255	375	RELATED TO NO. 19					
7	30	57	30	1,711	320	86,795	21,995	-	-	-	-	-	-
8	30	57	30	1,711	80	RELATED TO NO. 3							
9	2	-	-	-	-	1,700	420	-	-	-	-	-	-
10	42	13	201	532	520	47,300	8,820	RELATED TO NO. 19					
11	11	-	-	-	-	6,590	2,310	RELATED TO NO. 19					
12	80	104	2,030	8,297	1,814	531,752	111,786	-	-	-	-	-	-
13	56	6	NR	361	NR	2,615	375	RELATED TO NO. 19					
14	17	18	25	306	50	35,088	2,448	-	-	-	-	-	-
15	46	7	102	315	303	59,610	14,650	RELATED TO NO. 19					
16	57	13	24	768	100	20,005	1,845	-	-	-	-	-	-
17	58	255	30	14,811	4,937	252,609	73,329	-	-	-	-	-	-
18	21	34	30	705	50	63,921	11,121	-	-	-	-	-	-
19	40	5	79	190	181	17,080	8,400	18	-	-	-	2	16
20	19	6	53	112	105	15,750	3,990	RELATED TO NO. 19					
21	17	6	NR	109	NR	1,055	375	RELATED TO NO. 19					

NYC SPECIAL NARCOTICS BUREAU

1	128	58	5,903	7,454	384	RELATED TO NO. 26							
2	75	14	894	1,087	240	RELATED TO NO. 18							
3	59	-	NR	NR	NR	RELATED TO NO. 128							
4	62	16	1,127	997	249	RELATED TO NO. 18							
5	156	6	NR	880	880	RELATED TO NO. 18							

⁴ NI indicates never installed. I indicates installed but never used. NP indicates no prosecutor's report.

⁵ NR indicates not reported or could not be determined.

⁶ Motions: G=Granted, D=Denied, P=Pending.

* This wiretap was terminated during 1995 or 1996, but was not reported at that time because it was part of an ongoing investigation.

**This wiretap was terminated during 1997, but was not reported at that time because it was part of an ongoing investigation.

TABLE B-1
STATE NEW YORK

CALENDAR YEAR 1998

REPORT BY JUDGES OF COURT-AUTHORIZED INTERCEPTS OF WIRE, ORAL, OR ELECTRONIC COMMUNICATIONS
PURSUANT TO TITLE 18 U.S.C. 2519

A.O. Number	Authorizing Official		Offense Specified	Intercept		Date of Application and (Amendment)	Authorized Length		
	Judge	Prosecutor ¹		Type ²	Place ³		Original Order (Days)	Number of Extensions	Total Length (Days)
NYC SPECIAL NARCOTICS BUREAU (CONTINUED)									
6	WETZEL	MORGENTHAU	NARCOTICS	E	O8	12/02/1997	30	3	120
7	WETZEL	MORGENTHAU	NARCOTICS	E	O12	12/19/1997	30	4	150
8	WETZEL	MORGENTHAU	NARCOTICS	P	A	12/19/1997	30	1	60
9	WETZEL	MORGENTHAU	NARCOTICS	E	O12	12/19/1997	30	1	60
10	MCMAHON	MORGENTHAU	NARCOTICS	P	A	12/31/1997	30	1	60
11	WETZEL	HYNES	NARCOTICS	P	B	12/31/1997	30	2	90
12	WETZEL	HYNES	NARCOTICS	E	O8	12/31/1997	30	2	90
13	MCMAHON	MORGENTHAU	NARCOTICS	P	A	12/31/1997	30	-	30
14	MCMAHON	MORGENTHAU	NARCOTICS	P	A	12/31/1997	30	2	90
15	WETZEL	MORGENTHAU	NARCOTICS	E	O8	01/08/1998	30	1	60
16	WETZEL	MORGENTHAU	NARCOTICS	E	O8	01/12/1998	30	2	90
17	WETZEL	MORGENTHAU	NARCOTICS	E	O8	01/12/1998	30	-	30
18	WETZEL	MORGENTHAU	NARCOTICS	P	A	01/12/1998	30	-	30
19	WETZEL	MORGENTHAU	NARCOTICS	E	O8	01/15/1998	30	-	30
20	WETZEL	HYNES	NARCOTICS	E	O8	01/23/1998	30	3	120
21	WETZEL	MORGENTHAU	NARCOTICS	E	O8	02/04/1998	30	-	30
22	WETZEL	MORGENTHAU	NARCOTICS	E	O12	02/04/1998	30	1	60
23	WETZEL	MORGENTHAU	NARCOTICS	E	O12	02/10/1998	30	-	30
24	WETZEL	MORGENTHAU	NARCOTICS	E	O8	02/10/1998	30	-	30
25	WETZEL	MORGENTHAU	NARCOTICS	E	O12	02/10/1998	30	2	90
26	WETZEL	MORGENTHAU	NARCOTICS	E	O12	02/13/1998	30	-	30
27	WETZEL	MORGENTHAU	NARCOTICS	E	O12	02/27/1998	30	-	30
28	WETZEL	MORGENTHAU	NARCOTICS	E	O8	02/27/1998	30	-	30
29	WETZEL	MORGENTHAU	NARCOTICS	E	O8	02/27/1998	30	-	30
30	MCMAHON	MORGENTHAU	NARCOTICS	E	O8	03/03/1998	30	-	30

¹ The prosecuting official authorized the filing of the application under provisions of the state's statute. (See Table 1 for this state's statutory citation.)

² Type: P=Phone Wire, M=Micro-Eavesdrop, E=Electronic, NR=Not Reported.

³ Place: S=Single Family Dwelling, A=Apartment, M=Multiple Dwelling, B=Business, R=Roving, O=Other.

Other: 6=Automobile/Van, 7=Briefcase, 8=Cellular/Mobile Phone, 9=Cemetery, 10=Closed Circuit TV, 11=Container, 12=Digital Display Pager, 13=Facsimile, 14=Garage/Parking Lot, 15=Hospital, 16=Hotel Room/Motel Room, 17=Jail, 18=Mobile Home/Trailer, 19=Package/Cargo, 20=Pay Phone, 21=Pen Register, 22=Prison, 23=Social Club, 24=Storage, 25=Telefax, 26=Courthouse, 27=Street, 28=Computer, 29=School.

TABLE B-1
STATE NEW YORK

CALENDAR YEAR 1998

REPORT BY PROSECUTORS OF COURT-AUTHORIZED INTERCEPTS OF WIRE, ORAL, OR ELECTRONIC COMMUNICATIONS
PURSUANT TO TITLE 18 U.S.C. 2519

A.O. Number	Number Of Days in Oper- ation ⁴	Average Inter- cepts per Day	Number of ⁵			Costs		Number of						
			Persons Inter- cepted	Intercepts	Incrim- inating Intercepts	Total Cost in \$	Other Than Manpower in \$	Arrests	Trials	Motions to Suppress Intercepts ⁶			Persons Con- victed	
										G	D	P		
NYC SPECIAL NARCOTICS BUREAU (CONTINUED)														
6	93	-	766	NR	NR	RELATED TO NO. 26								
7	139	8	NR	1,095	1,095	RELATED TO NO. 18								
8	26	27	708	699	65	RELATED TO NO. 18								
9	23	5	NR	115	115	RELATED TO NO. 18								
10	53	22	1,124	1,166	168	45,696	-	2	-	-	-	1	-	
11	85	-	NR	NR	NR	RELATED TO NO. 128								
12	87	-	NR	NR	NR	RELATED TO NO. 128								
13	13	31	423	403	60	RELATED TO NO 163**								
14	65	90	6,548	5,850	1,432	RELATED TO NO. 10								
15	46	13	268	584	84	RELATED TO NO. 19								
16	67	11	1,175	733	281	RELATED TO NO. 25								
17	2	27	38	54	7	RELATED TO NO. 18								
18	24	34	721	813	87	86,912	-	-	-	-	-	-	-	
19	28	21	435	589	151	31,808	-	2	-	-	-	-	1	
20	115	-	NR	NR	NR	RELATED TO NO. 128								
21	29	5	154	134	51	RELATED TO NO. 86								
22	56	6	NR	316	316	RELATED TO NO. 86								
23	26	9	NR	233	233	RELATED TO NO. 25								
24	26	16	268	418	94	RELATED TO NO. 25								
25	85	6	NR	509	509	67,200	-	-	-	-	-	-	-	
26	21	3	NR	61	61	58,240	-	-	-	-	-	-	-	
27	5	-	-	-	-	RELATED TO NO. 26								
28	18	3	2	51	-	RELATED TO NO. 86								
29	5	36	192	178	58	RELATED TO NO. 26								
30	16	11	NR	183	1	RELATED TO NO. 163**								

⁴ NI indicates never installed. I indicates installed but never used. NP indicates no prosecutor's report.

⁵ NR indicates not reported or could not be determined.

⁶ Motions: G=Granted, D=Denied, P=Pending.

* This wiretap was terminated during 1995 or 1996, but was not reported at that time because it was part of an ongoing investigation.

**This wiretap was terminated during 1997, but was not reported at that time because it was part of an ongoing investigation.

TABLE B-1
STATE NEW YORK

CALENDAR YEAR 1998

REPORT BY JUDGES OF COURT-AUTHORIZED INTERCEPTS OF WIRE, ORAL, OR ELECTRONIC COMMUNICATIONS
PURSUANT TO TITLE 18 U.S.C. 2519

A.O. Number	Authorizing Official		Offense Specified	Intercept		Date of Application and (Amendment)	Authorized Length		
	Judge	Prosecutor ¹		Type ²	Place ³		Original Order (Days)	Number of Extensions	Total Length (Days)
NYC SPECIAL NARCOTICS BUREAU (CONTINUED)									
31	WITTNER	MORGENTHAU	NARCOTICS	E	O8	03/04/1998	30	-	30
32	WITTNER	MORGENTHAU	NARCOTICS	E	O12	03/04/1998	30	1	60
33	WITTNER	MORGENTHAU	NARCOTICS	E	O12	03/04/1998	30	1	60
34	WETZEL	MORGENTHAU	NARCOTICS	E	O8	03/05/1998	30	-	30
35	WETZEL	MORGENTHAU	NARCOTICS	E	O8	03/09/1998	30	1	60
36	WETZEL	MORGENTHAU	NARCOTICS	E	O8	03/09/1998	30	1	60
37	WETZEL	MORGENTHAU	NARCOTICS	E	O8	03/16/1998	30	1	60
38	WETZEL	KINDLER	NARCOTICS	E	O8	03/19/1998	30	-	30
39	WETZEL	HYNES	NARCOTICS	E	O8	03/25/1998	30	2	90
40	WETZEL	HYNES	NARCOTICS	P	A	03/25/1998	30	2	90
41	ADLERBERG	KINDLER	NARCOTICS	P	A	03/27/1998	30	-	30
42	ADLERBERG	KINDLER	NARCOTICS	E	O8	03/27/1998	30	-	30
43	ADLERBERG	KINDLER	NARCOTICS	P	A	03/27/1998	30	-	30
44	WITTNER	KINDLER	NARCOTICS	E	O8	04/01/1998	30	-	30
45	WITTNER	MORGENTHAU	NARCOTICS	E	O8	04/01/1998	30	-	30
46	WETZEL	MORGENTHAU	NARCOTICS	P	A	04/03/1998	30	-	30
47	WETZEL	MORGENTHAU	NARCOTICS	E	O8	04/03/1998	30	-	30
48	WITTNER	MORGENTHAU	NARCOTICS	E	O8	04/06/1998	30	1	60
49	WITTNER	MORGENTHAU	NARCOTICS	E	O8	04/06/1998	30	-	30
50	WITTNER	MORGENTHAU	NARCOTICS	E	O12	04/06/1998	30	1	60
51	WETZEL	MORGENTHAU	NARCOTICS	E	O8	04/07/1998	30	-	30
52	WITTNER	MORGENTHAU	NARCOTICS	E	O8	04/09/1998	30	2	90
53	WETZEL	MORGENTHAU	NARCOTICS	E	O12	04/17/1998	30	-	30
54	WETZEL	MORGENTHAU	NARCOTICS	E	O8	04/17/1998	30	-	30
55	WETZEL	MORGENTHAU	NARCOTICS	E	O12	04/17/1998	30	1	60

¹ The prosecuting official authorized the filing of the application under provisions of the state's statute. (See Table 1 for this state's statutory citation.)

² Type: P=Phone Wire, M=Micro-Eavesdrop, E=Electronic, NR=Not Reported.

³ Place: S=Single Family Dwelling, A=Apartment, M=Multiple Dwelling, B=Business, R=Roving, O=Other.

Other: 6=Automobile/Van, 7=Briefcase, 8=Cellular/Mobile Phone, 9=Cemetery, 10=Closed Circuit TV, 11=Container, 12=Digital Display Pager, 13=Facsimile, 14=Garage/Parking Lot, 15=Hospital, 16=Hotel Room/Motel Room, 17=Jail, 18=Mobile Home/Trailer, 19=Package/Cargo, 20=Pay Phone, 21=Pen Register, 22=Prison, 23=Social Club, 24=Storage, 25=Telefax, 26=Courthouse, 27=Street, 28=Computer, 29=School.

TABLE B-1
STATE NEW YORK

CALENDAR YEAR 1998

REPORT BY PROSECUTORS OF COURT-AUTHORIZED INTERCEPTS OF WIRE, ORAL, OR ELECTRONIC COMMUNICATIONS
PURSUANT TO TITLE 18 U.S.C. 2519

A.O. Number	Number Of Days in Oper- ation ⁴	Average Inter- cepts per Day	Number of ⁵			Costs		Number of						
			Persons Inter- cepted	Intercepts	Incrim- inating Intercepts	Total Cost in \$	Other Than Manpower in \$	Arrests	Trials	Motions to Suppress Intercepts ⁶			Persons Con- victed	
										G	D	P		
NYC SPECIAL NARCOTICS BUREAU (CONTINUED)														
31	13	36	NR	466	115	RELATED TO NO. 92								
32	42	8	NR	339	339	RELATED TO NO. 92								
33	43	9	402	402	NR	RELATED TO NO. 92								
34	28	6	110	165	50	RELATED TO NO. 86								
35	29	50	1,138	1,453	250	RELATED TO NO. 25								
36	45	34	1,254	1,539	308	RELATED TO NO. 25								
37	52	8	252	402	77	RELATED TO NO. 86								
38	27	3	24	77	12	RELATED TO NO. 86								
39	87	-	NR	NR	NR	-	-	RELATED TO NO.128						
40	79	-	NR	NR	NR	-	-	RELATED TO NO.128						
41	I	-	-	-	-	RELATED TO NO. 42								
42	22	3	10	61	7	400	-	8	-	-	-	3	5	
43	22	46	134	1,010	82	RELATED TO NO. 42								
44	NI	-	-	-	-	-	-	-	-	-	-	-	-	
45	28	32	867	898	263	RELATED TO NO. 92								
46	28	53	1,154	1,489	108	RELATED TO NO. 95								
47	19	77	845	1,463	291	RELATED TO NO. 95								
48	45	5	112	208	36	RELATED TO NO. 61								
49	15	1	NR	21	-	RELATED TO NO. 61								
50	28	4	NR	110	110	RELATED TO NO. 61								
51	29	22	606	643	202	RELATED TO NO. 25								
52	60	36	2,172	2,161	604	RELATED TO NO. 94								
53	22	10	NR	210	210	RELATED TO NO. 95								
54	8	6	9	45	1	RELATED TO NO. 86								
55	37	1	NR	23	23	RELATED TO NO. 86								

⁴ NI indicates never installed. I indicates installed but never used. NP indicates no prosecutor's report.

⁵ NR indicates not reported or could not be determined.

⁶ Motions: G=Granted, D=Denied, P=Pending.

* This wiretap was terminated during 1995 or 1996, but was not reported at that time because it was part of an ongoing investigation.

**This wiretap was terminated during 1997, but was not reported at that time because it was part of an ongoing investigation.

TABLE B-1
STATE NEW YORK

CALENDAR YEAR 1998

REPORT BY JUDGES OF COURT-AUTHORIZED INTERCEPTS OF WIRE, ORAL, OR ELECTRONIC COMMUNICATIONS
PURSUANT TO TITLE 18 U.S.C. 2519

A.O. Number	Authorizing Official		Offense Specified	Intercept		Date of Application and (Amendment)	Authorized Length		
	Judge	Prosecutor ¹		Type ²	Place ³		Original Order (Days)	Number of Extensions	Total Length (Days)
NYC SPECIAL NARCOTICS BUREAU (CONTINUED)									
56	WETZEL	MORGENTHAU	NARCOTICS	E	O8	04/17/1998	30	-	30
57	WETZEL	HYNES	NARCOTICS	E	O8	04/21/1998	30	-	30
58	SNYDER	MORGENTHAU	NARCOTICS	E	O12	04/22/1998	30	-	30
59	SNYDER	MORGENTHAU	NARCOTICS	E	O8	04/22/1998	30	-	30
60	WETZEL	MORGENTHAU	NARCOTICS	E	O8	04/24/1998	30	1	60
61	WETZEL	MORGENTHAU	NARCOTICS	E	O12	04/24/1998	30	-	30
62	WITTNER	MORGENTHAU	NARCOTICS	E	O8	04/24/1998	30	-	30
63	SNYDER	MORGENTHAU	NARCOTICS	E	O8	04/29/1998	30	4	150
64	SNYDER	MORGENTHAU	NARCOTICS	E	O12	04/29/1998	30	3	120
65	SNYDER	MORGENTHAU	NARCOTICS	E	O12	04/29/1998	30	3	120
66	WITTNER	MORGENTHAU	NARCOTICS	E	O12	05/05/1998	30	-	30
67	WITTNER	MORGENTHAU	NARCOTICS	E	O8	05/05/1998	30	-	30
68	WITTNER	MORGENTHAU	NARCOTICS	E	O8	05/05/1998	30	-	30
69	WITTNER	MORGENTHAU	NARCOTICS	E	O8	05/05/1998	30	-	30
70	WETZEL	MORGENTHAU	NARCOTICS	E	O12	05/07/1998	30	4	150
71	WETZEL	MORGENTHAU	NARCOTICS	E	O8	05/07/1998	30	2	90
72	WITTNER	MORGENTHAU	NARCOTICS	E	O12	05/08/1998	30	1	60
73	WITTNER	MORGENTHAU	NARCOTICS	E	O12	05/08/1998	30	-	30
74	WITTNER	MORGENTHAU	NARCOTICS	E	O12	05/08/1998	30	1	60
75	WITTNER	MORGENTHAU	NARCOTICS	E	O8	05/08/1998	30	1	60
76	WITTNER	MORGENTHAU	NARCOTICS	E	O8	05/08/1998	30	-	30
77	WITTNER	MORGENTHAU	NARCOTICS	E	O12	05/08/1998	30	1	60
78	WITTNER	MORGENTHAU	NARCOTICS	E	O8	05/08/1998	30	1	60
79	WITTNER	MORGENTHAU	NARCOTICS	E	O12	05/08/1998	30	1	60
80	SNYDER	MORGENTHAU	NARCOTICS	E	O8	05/14/1998	30	4	150

¹ The prosecuting official authorized the filing of the application under provisions of the state's statute. (See Table 1 for this state's statutory citation.)

² Type: P=Phone Wire, M=Micro-Eavesdrop, E=Electronic, NR=Not Reported.

³ Place: S=Single Family Dwelling, A=Apartment, M=Multiple Dwelling, B=Business, R=Roving, O=Other.

Other: 6=Automobile/Van, 7=Briefcase, 8=Cellular/Mobile Phone, 9=Cemetery, 10=Closed Circuit TV, 11=Container, 12=Digital Display Pager, 13=Facsimile, 14=Garage/Parking Lot, 15=Hospital, 16=Hotel Room/Motel Room, 17=Jail, 18=Mobile Home/Trailer, 19=Package/Cargo, 20=Pay Phone, 21=Pen Register, 22=Prison, 23=Social Club, 24=Storage, 25=Telefax, 26=Courthouse, 27=Street, 28=Computer, 29=School.

TABLE B-1
STATE NEW YORK

CALENDAR YEAR 1998

REPORT BY PROSECUTORS OF COURT-AUTHORIZED INTERCEPTS OF WIRE, ORAL, OR ELECTRONIC COMMUNICATIONS
PURSUANT TO TITLE 18 U.S.C. 2519

A.O. Number	Number Of Days in Oper- ation ⁴	Average Inter- cepts per Day	Number of ⁵			Costs		Number of						
			Persons Inter- cepted	Intercepts	Incrim- inating Intercepts	Total Cost in \$	Other Than Manpower in \$	Arrests	Trials	Motions to Suppress Intercepts ⁶			Persons Con- victed	
										G	D	P		
NYC SPECIAL NARCOTICS BUREAU (CONTINUED)														
56	22	10	243	227	74	RELATED TO NO. 95								
57	29	-	NR	NR	NR	-	-	RELATED TO NO.128						
58	I	-	-	-	-	6,272	-	-	-	-	-	-	-	
59	19	1	10	15	3	RELATED TO NO. 58								
60	45	8	331	356	105	RELATED TO NO. 95								
61	25	2	NR	51	51	31,808	-	-	-	-	-	-	-	
62	11	4	34	46	17	RELATED TO NO. 61								
63	121	95	642	11,539	301	RELATED TO NO. 174								
64	NP	-	-	-	-	-	-	-	-	-	-	-	-	
65	62	5	NR	308	308	RELATED TO NO. 174								
66	21	-	NR	5	5	RELATED TO NO. 92								
67	NI	-	-	-	-	-	-	-	-	-	-	-	-	
68	22	13	288	283	46	RELATED TO NO. 92								
69	4	-	NR	1	-	RELATED TO NO. 92								
70	122	1	NR	133	133	RELATED TO NO. 86								
71	60	7	129	392	45	RELATED TO NO. 86								
72	30	5	NR	156	156	RELATED TO NO. 94								
73	23	9	NR	203	203	RELATED TO NO. 94								
74	43	7	NR	317	317	RELATED TO NO. 94								
75	35	21	696	730	195	RELATED TO NO. 94								
76	25	-	NR	3	-	RELATED TO NO. 94								
77	30	13	NR	402	402	RELATED TO NO. 94								
78	42	18	822	747	129	RELATED TO NO. 94								
79	51	2	NR	81	81	RELATED TO NO. 94								
80	133	6	540	829	209	RELATED TO NO. 174								

⁴ NI indicates never installed. I indicates installed but never used. NP indicates no prosecutor's report.

⁵ NR indicates not reported or could not be determined.

⁶ Motions: G=Granted, D=Denied, P=Pending.

* This wiretap was terminated during 1995 or 1996, but was not reported at that time because it was part of an ongoing investigation.

**This wiretap was terminated during 1997, but was not reported at that time because it was part of an ongoing investigation.

TABLE B-1
STATE NEW YORK

CALENDAR YEAR 1998

REPORT BY JUDGES OF COURT-AUTHORIZED INTERCEPTS OF WIRE, ORAL, OR ELECTRONIC COMMUNICATIONS
PURSUANT TO TITLE 18 U.S.C. 2519

A.O. Number	Authorizing Official		Offense Specified	Intercept		Date of Application and (Amendment)	Authorized Length		
	Judge	Prosecutor ¹		Type ²	Place ³		Original Order (Days)	Number of Extensions	Total Length (Days)
NYC SPECIAL NARCOTICS BUREAU (CONTINUED)									
81	WETZEL	MORGENTHAU	NARCOTICS	E	O12	05/15/1998	30	-	30
82	WETZEL	MORGENTHAU	NARCOTICS	E	O8	05/15/1998	30	1	60
83	SNYDER	MORGENTHAU	NARCOTICS	P	B	05/19/1998	30	1	60
84	SNYDER	MORGENTHAU	NARCOTICS	P	A	05/20/1998	30	-	30
85	SNYDER	MORGENTHAU	NARCOTICS	P	A	05/20/1998	30	6	210
86	WETZEL	MORGENTHAU	NARCOTICS	E	O12	05/21/1998	30	2	90
87	WETZEL	MORGENTHAU	NARCOTICS	E	O8	05/21/1998	30	1	60
88	WETZEL	MORGENTHAU	NARCOTICS	E	O12	05/21/1998	30	3	120
89	WETZEL	HYNES	NARCOTICS	E	O8	06/03/1998	30	2	90
90	WETZEL	HYNES	NARCOTICS	E	O8	06/03/1998	30	-	30
91	WETZEL	MORGENTHAU	NARCOTICS	E	O8	06/04/1998	30	-	30
92	WETZEL	MORGENTHAU	NARCOTICS	E	O12	06/04/1998	30	-	30
93	WETZEL	MORGENTHAU	NARCOTICS	E	O12	06/04/1998	30	-	30
94	WITTNER	MORGENTHAU	NARCOTICS	E	O12	06/05/1998	30	-	30
95	WETZEL	MORGENTHAU	NARCOTICS	E	O12	06/08/1998	30	1	60
96	WETZEL	MORGENTHAU	NARCOTICS	E	O8	06/08/1998	30	1	60
97	SNYDER	MORGENTHAU	NARCOTICS	E	O12	06/11/1998	30	-	30
98	SNYDER	MORGENTHAU	NARCOTICS	E	O8	06/11/1998	30	5	180
99	SNYDER	MORGENTHAU	NARCOTICS	E	O12	06/11/1998	30	-	30
100	SNYDER	MORGENTHAU	NARCOTICS	E	O12	06/11/1998	30	7	240
101	SNYDER	MORGENTHAU	NARCOTICS	E	O12	06/15/1998	30	-	30
102	SNYDER	MORGENTHAU	NARCOTICS	E	O8	06/15/1998	30	2	90
103	WETZEL	MORGENTHAU	NARCOTICS	E	O12	06/17/1998	30	-	30
104	SNYDER	MORGENTHAU	NARCOTICS	P	AB	06/17/1998	30	-	30
105	WETZEL	MORGENTHAU	NARCOTICS	P	A	06/18/1998	30	4	150

¹ The prosecuting official authorized the filing of the application under provisions of the state's statute. (See Table 1 for this state's statutory citation.)

² Type: P=Phone Wire, M=Micro-Eavesdrop, E=Electronic, NR=Not Reported.

³ Place: S=Single Family Dwelling, A=Apartment, M=Multiple Dwelling, B=Business, R=Roving, O=Other.

Other: 6=Automobile/Van, 7=Briefcase, 8=Cellular/Mobile Phone, 9=Cemetery, 10=Closed Circuit TV, 11=Container, 12=Digital Display Pager, 13=Facsimile, 14=Garage/Parking Lot, 15=Hospital, 16=Hotel Room/Motel Room, 17=Jail, 18=Mobile Home/Trailer, 19=Package/Cargo, 20=Pay Phone, 21=Pen Register, 22=Prison, 23=Social Club, 24=Storage, 25=Telefax, 26=Courthouse, 27=Street, 28=Computer, 29=School.

TABLE B-1
STATE NEW YORK

CALENDAR YEAR 1998

REPORT BY PROSECUTORS OF COURT-AUTHORIZED INTERCEPTS OF WIRE, ORAL, OR ELECTRONIC COMMUNICATIONS
PURSUANT TO TITLE 18 U.S.C. 2519

A.O. Number	Number Of Days in Oper- ation ⁴	Average Inter- cepts per Day	Number of ⁵			Costs		Number of					
			Persons Inter- cepted	Intercepts	Incrim- inating Intercepts	Total Cost in \$	Other Than Manpower in \$	Arrests	Trials	Motions to Suppress Intercepts ⁶			Persons Con- victed
										G	D	P	
NYC SPECIAL NARCOTICS BUREAU (CONTINUED)													
81	16	1	NR	13	13	RELATED TO NO. 95							
82	29	17	359	499	91	RELATED TO NO. 95							
83	50	-	NR	NR	NR	-	-	-	-	-	-	-	-
84	28	36	1,057	1,021	56	90,444	-	5	-	-	-	-	-
85	163	120	NR	19,628	266	RELATED TO NO. 84							
86	84	2	NR	163	163	99,680	-	-	-	-	-	-	-
87	46	4	58	206	14	RELATED TO NO. 86							
88	112	5	NR	559	559	RELATED TO NO. 86							
89	88	-	NR	NR	NR	RELATED TO NO. 128							
90	28	-	NR	NR	NR	RELATED TO NO. 128							
91	27	7	156	176	27	RELATED TO NO. 92							
92	28	1	NR	36	36	33,160	-	4	-	-	-	-	2
93	28	1	NR	21	21	RELATED TO NO. 92							
94	14	18	NR	258	258	69,888	-	4	-	-	-	-	4
95	31	11	NR	350	350	77,952	-	6	-	-	-	-	3
96	21	10	49	215	10	RELATED TO NO. 95							
97	21	8	NR	173	173	RELATED TO NO. 84							
98	101	-	-	32	-	RELATED TO NO. 174							
99	27	30	NR	810	810	RELATED TO NO. 84							
100	225	6	NR	1,424	1,424	RELATED TO NO. 84							
101	27	1	NR	14	14	117,824	-	2	-	-	-	-	-
102	72	14	1,026	1,000	290	RELATED TO NO. 101							
103	28	1	NR	18	18	RELATED TO NO. 146							
104	20	-	NR	NR	NR	-	-	-	-	-	-	-	-
105	120	93	12,891	11,176	255	RELATED TO NO. 146							

⁴ NI indicates never installed. I indicates installed but never used. NP indicates no prosecutor's report.

⁵ NR indicates not reported or could not be determined.

⁶ Motions: G=Granted, D=Denied, P=Pending.

* This wiretap was terminated during 1995 or 1996, but was not reported at that time because it was part of an ongoing investigation.

**This wiretap was terminated during 1997, but was not reported at that time because it was part of an ongoing investigation.

TABLE B-1
STATE NEW YORK

CALENDAR YEAR 1998

REPORT BY JUDGES OF COURT-AUTHORIZED INTERCEPTS OF WIRE, ORAL, OR ELECTRONIC COMMUNICATIONS
PURSUANT TO TITLE 18 U.S.C. 2519

A.O. Number	Authorizing Official		Offense Specified	Intercept		Date of Application and (Amendment)	Authorized Length		
	Judge	Prosecutor ¹		Type ²	Place ³		Original Order (Days)	Number of Extensions	Total Length (Days)
NYC SPECIAL NARCOTICS BUREAU (CONTINUED)									
106	SNYDER	MORGENTHAU	NARCOTICS	E	O8	06/26/1998	30	1	60
107	SNYDER	MORGENTHAU	NARCOTICS	E	O8	06/26/1998	30	2	90
108	WETZEL	MORGENTHAU	NARCOTICS	E	O8	06/29/1998	30	-	30
109	WETZEL	MORGENTHAU	NARCOTICS	E	O8	06/29/1998	30	-	30
110	WETZEL	MORGENTHAU	NARCOTICS	E	O8	06/30/1998	30	1	60
111	WETZEL	MORGENTHAU	NARCOTICS	E	O8	06/30/1998	30	-	30
112	WETZEL	MORGENTHAU	NARCOTICS	E	O12	06/30/1998	30	1	60
113	WETZEL	MORGENTHAU	NARCOTICS	E	O8	06/30/1998	30	-	30
114	WETZEL	HYNES	NARCOTICS	E	O8	07/01/1998	30	-	30
115	MCLAUGHLIN	MORGENTHAU	NARCOTICS	P	A	07/01/1998	30	2	90
116	SNYDER	MORGENTHAU	NARCOTICS	E	O8	07/02/1998	30	2	90
117	SNYDER	MORGENTHAU	NARCOTICS	E	O12	07/07/1998	30	-	30
118	SNYDER	MORGENTHAU	NARCOTICS	E	O8	07/07/1998	30	-	30
119	SNYDER	MORGENTHAU	NARCOTICS	E	O12	07/10/1998	30	4	150
120	SNYDER	MORGENTHAU	NARCOTICS	P	A	07/10/1998	30	1	60
121	SNYDER	MORGENTHAU	NARCOTICS	E	O8	07/24/1998	30	1	60
122	SNYDER	MORGENTHAU	NARCOTICS	E	O8	07/24/1998	30	2	90
123	SNYDER	MORGENTHAU	NARCOTICS	E	O12	07/27/1998	30	1	60
124	SNYDER	MORGENTHAU	NARCOTICS	E	O8	07/27/1998	30	-	30
125	SNYDER	MORGENTHAU	NARCOTICS	E	O8	07/27/1998	30	1	60
126	SNYDER	MORGENTHAU	NARCOTICS	E	O8	07/28/1998	30	-	30
127	WETZEL	MORGENTHAU	NARCOTICS	E	O12	07/29/1998	30	-	30
128	WETZEL	HYNES	NARCOTICS	E	O8	08/03/1998	30	-	30
129	WETZEL	HYNES	NARCOTICS	E	O8	08/03/1998	30	-	30
130	ADLERBERG	KINDLER	NARCOTICS	E	O8	08/04/1998	30	-	30

¹ The prosecuting official authorized the filing of the application under provisions of the state's statute. (See Table 1 for this state's statutory citation.)

² Type: P=Phone Wire, M=Micro-Eavesdrop, E=Electronic, NR=Not Reported.

³ Place: S=Single Family Dwelling, A=Apartment, M=Multiple Dwelling, B=Business, R=Roving, O=Other.

Other: 6=Automobile/Van, 7=Briefcase, 8=Cellular/Mobile Phone, 9=Cemetery, 10=Closed Circuit TV, 11=Container, 12=Digital Display Pager, 13=Facsimile, 14=Garage/Parking Lot, 15=Hospital, 16=Hotel Room/Motel Room, 17=Jail, 18=Mobile Home/Trailer, 19=Package/Cargo, 20=Pay Phone, 21=Pen Register, 22=Prison, 23=Social Club, 24=Storage, 25=Telefax, 26=Courthouse, 27=Street, 28=Computer, 29=School.

TABLE B-1
STATE NEW YORK

CALENDAR YEAR 1998

REPORT BY PROSECUTORS OF COURT-AUTHORIZED INTERCEPTS OF WIRE, ORAL, OR ELECTRONIC COMMUNICATIONS
PURSUANT TO TITLE 18 U.S.C. 2519

A.O. Number	Number Of Days in Oper- ation ⁴	Average Inter- cepts per Day	Number of ⁵			Costs		Number of					
			Persons Inter- cepted	Intercepts	Incrim- inating Intercepts	Total Cost in \$	Other Than Manpower in \$	Arrests	Trials	Motions to Suppress Intercepts ⁶			Persons Con- victed
										G	D	P	
NYC SPECIAL NARCOTICS BUREAU (CONTINUED)													
106	26	5	138	121	55	RELATED TO NO. 101							
107	47	16	500	745	84	RELATED TO NO. 101							
108	8	4	NR	33	3	RELATED TO NO. 95							
109	8	27	185	218	65	RELATED TO NO. 95							
110	43	7	190	299	73	RELATED TO NO. 146							
111	28	27	334	746	68	RELATED TO NO. 146							
112	38	2	NR	71	71	RELATED TO NO. 146							
113	NI	-	-	-	-	-	-	-	-	-	-	-	-
114	30	-	NR	NR	NR	RELATED TO NO. 128							
115	79	24	1,404	1,891	187	RELATED TO NO. 147							
116	69	21	1,191	1,455	450	RELATED TO NO. 174							
117	28	3	NR	71	71	6,272	-	-	-	-	-	-	-
118	14	1	NR	7	-	RELATED TO NO. 117							
119	119	59	NR	7,023	7,023	RELATED TO NO. 84							
120	25	157	2,879	3,927	50	RELATED TO NO. 84							
121	46	17	529	793	33	RELATED TO NO. 101							
122	64	7	298	428	101	RELATED TO NO. 101							
123	36	17	NR	606	606	RELATED TO NO. 179							
124	NI	-	-	-	-	-	-	-	-	-	-	-	-
125	28	6	268	163	102	RELATED TO NO. 179							
126	17	10	268	163	102	RELATED TO NO. 179							
127	28	2	NR	57	57	RELATED TO NO. 146							
128	30	-	NR	NR	NR	-	-	14	-	-	-	4	5
129	30	-	NR	NR	NR	RELATED TO NO. 128							
130	30	24	661	716	40	RELATED TO NO. 147							

⁴ NI indicates never installed. I indicates installed but never used. NP indicates no prosecutor's report.

⁵ NR indicates not reported or could not be determined.

⁶ Motions: G=Granted, D=Denied, P=Pending.

* This wiretap was terminated during 1995 or 1996, but was not reported at that time because it was part of an ongoing investigation.

**This wiretap was terminated during 1997, but was not reported at that time because it was part of an ongoing investigation.

REPORT BY JUDGES OF COURT-AUTHORIZED INTERCEPTS OF WIRE, ORAL, OR ELECTRONIC COMMUNICATIONS
PURSUANT TO TITLE 18 U.S.C. 2519

A.O. Number	Authorizing Official		Offense Specified	Intercept		Date of Application and (Amendment)	Authorized Length		
	Judge	Prosecutor ¹		Type ²	Place ³		Original Order (Days)	Number of Extensions	Total Length (Days)
NYC SPECIAL NARCOTICS BUREAU (CONTINUED)									
131	ADLERBERG	KINDLER	NARCOTICS	E	O12	08/04/1998	30	-	30
132	WETZEL	MORGENTHAU	NARCOTICS	E	O8	08/06/1998	30	-	30
133	SNYDER	MORGENTHAU	NARCOTICS	E	O8	08/14/1998	30	3	120
134	MCLAUGHLIN	RYAN	NARCOTICS	E	O8	08/21/1998	30	1	60
135	WETZEL	MORGENTHAU	NARCOTICS	E	O12	08/25/1998	30	1	60
136	WETZEL	CASTLEMAN	NARCOTICS	E	O8	08/25/1998	30	-	30
137	WETZEL	MORGENTHAU	NARCOTICS	E	O8	08/25/1998	30	1	60
138	WETZEL	CASTLEMAN	NARCOTICS	E	O8	08/25/1998	30	-	30
139	WETZEL	CASTLEMAN	NARCOTICS	E	O8	08/26/1998	30	-	30
140	WETZEL	CASTLEMAN	NARCOTICS	E	O8	08/26/1998	30	-	30
141	WETZEL	CASTLEMAN	NARCOTICS	E	O8	08/26/1998	30	-	30
142	WETZEL	MORGENTHAU	NARCOTICS	P	B	08/27/1998	30	1	60
143	WETZEL	MORGENTHAU	NARCOTICS	E	O8	08/27/1998	30	-	30
144	WITTNER	MORGENTHAU	NARCOTICS	E	O12	08/27/1998	30	1	60
145	WETZEL	MORGENTHAU	NARCOTICS	P	B	08/27/1998	30	1	60
146	WETZEL	MORGENTHAU	NARCOTICS	P	A	08/27/1998	30	1	60
147	MCLAUGHLIN	CASTLEMAN	NARCOTICS	E	O12	09/02/1998	30	1	60
148	MCLAUGHLIN	CASTLEMAN	NARCOTICS	E	O8	09/02/1998	30	-	30
149	MCLAUGHLIN	MORGENTHAU	NARCOTICS	E	O8	09/02/1998	30	3	120
150	MCLAUGHLIN	MORGENTHAU	NARCOTICS	E	O8	09/02/1998	30	-	30
151	SNYDER	MORGENTHAU	NARCOTICS	E	O8	09/03/1998	30	1	60
152	SNYDER	MORGENTHAU	NARCOTICS	E	O8	09/03/1998	30	-	30
153	SNYDER	MORGENTHAU	NARCOTICS	E	O12	09/11/1998	30	3	120
154	WETZEL	MORGENTHAU	NARCOTICS	E	O8	09/15/1998	30	-	30

¹ The prosecuting official authorized the filing of the application under provisions of the state's statute. (See Table 1 for this state's statutory citation.)² Type: P=Phone Wire, M=Micro-Eavesdrop, E=Electronic, NR=Not Reported.³ Place: S=Single Family Dwelling, A=Apartment, M=Multiple Dwelling, B=Business, R=Roving, O=Other.

Other: 6=Automobile/Van, 7=Briefcase, 8=Cellular/Mobile Phone, 9=Cemetery, 10=Closed Circuit TV, 11=Container, 12=Digital Display Pager, 13=Facsimile, 14=Garage/Parking Lot, 15=Hospital, 16=Hotel Room/Motel Room, 17=Jail, 18=Mobile Home/Trailer, 19=Package/Cargo, 20=Pay Phone, 21=Pen Register, 22=Prison, 23=Social Club, 24=Storage, 25=Telefax, 26=Courthouse, 27=Street, 28=Computer, 29=School.

TABLE B-1
STATE NEW YORK

CALENDAR YEAR 1998

REPORT BY PROSECUTORS OF COURT-AUTHORIZED INTERCEPTS OF WIRE, ORAL, OR ELECTRONIC COMMUNICATIONS
PURSUANT TO TITLE 18 U.S.C. 2519

A.O. Number	Number Of Days in Oper- ation ⁴	Average Inter- cepts per Day	Number of ⁵			Costs		Number of						
			Persons Inter- cepted	Intercepts	Incrim- inating Intercepts	Total Cost in \$	Other Than Manpower in \$	Arrests	Trials	Motions to Suppress Intercepts ⁶			Persons Con- victed	
										G	D	P		
NYC SPECIAL NARCOTICS BUREAU (CONTINUED)														
131	19	-	NR	NR	NR	RELATED TO NO. 147								
132	26	22	394	583	136	RELATED TO NO. 84								
133	109	35	3,364	3,779	347	RELATED TO NO. 170								
134	28	41	1,198	1,143	255	RELATED TO NO. 47								
135	48	18	NR	850	850	RELATED TO NO. 179								
136	17	4	131	68	11	RELATED TO NO.179								
137	35	9	NR	316	68	RELATED TO NO. 179								
138	22	3	154	72	29	RELATED TO NO. 179								
139	30	20	666	587	153	12,544	-	RELATED TO NO. 186						
140	10	15	112	149	17	8,512	-	RELATED TO NO. 186						
141	2	-	-	-	-	5,824	-	RELATED TO NO. 186						
142	43	44	1,277	1,883	71	RELATED TO NO. 146								
143	6	-	-	-	-	RELATED TO NO. 146								
144	42	11	NR	446	446	RELATED TO NO. 146								
145	43	62	2,043	2,673	90	RELATED TO NO. 146								
146	56	23	1,543	1,285	148	152,768	-	5	-	-	-	-	3	
147	29	5	NR	141	141	42,112	-	9	-	-	-	-	1	
148	16	3	26	41	7	RELATED TO NO. 147								
149	43	88	2,493	3,791	986	RELATED TO NO. 84								
150	19	28	197	539	74	RELATED TO NO. 84								
151	37	18	506	649	187	RELATED TO NO. 174								
152	25	7	206	187	38	RELATED TO NO. 101								
153	103	3	NR	331	331	RELATED TO NO. 170								
154	13	-	20	2	-	RELATED TO NO. 179								

⁴ NI indicates never installed. I indicates installed but never used. NP indicates no prosecutor's report.

⁵ NR indicates not reported or could not be determined.

⁶ Motions: G=Granted, D=Denied, P=Pending.

* This wiretap was terminated during 1995 or 1996, but was not reported at that time because it was part of an ongoing investigation.

**This wiretap was terminated during 1997, but was not reported at that time because it was part of an ongoing investigation.

TABLE B-1
STATE NEW YORK

CALENDAR YEAR 1998

REPORT BY JUDGES OF COURT-AUTHORIZED INTERCEPTS OF WIRE, ORAL, OR ELECTRONIC COMMUNICATIONS
PURSUANT TO TITLE 18 U.S.C. 2519

A.O. Number	Authorizing Official		Offense Specified	Intercept		Date of Application and (Amendment)	Authorized Length		
	Judge	Prosecutor ¹		Type ²	Place ³		Original Order (Days)	Number of Extensions	Total Length (Days)
NYC SPECIAL NARCOTICS BUREAU (CONTINUED)									
155	WETZEL	MORGENTHAU	NARCOTICS	E	O8	09/15/1998	30	-	30
156	WETZEL	MORGENTHAU	NARCOTICS	P	A	09/15/1998	30	2	90
157	SNYDER	MORGENTHAU	NARCOTICS	P	B	09/17/1998	30	1	60
158	SNYDER	MORGENTHAU	NARCOTICS	E	O8	09/25/1998	30	-	30
159	SNYDER	MORGENTHAU	NARCOTICS	E	O8	09/28/1998	30	-	30
160	WETZEL	MORGENTHAU	NARCOTICS	E	O12	09/28/1998	30	1	60
161	WETZEL	MORGENTHAU	NARCOTICS	E	O8	09/28/1998	30	1	60
162	SNYDER	MORGENTHAU	NARCOTICS	E	O8	10/01/1998	30	-	30
163	SNYDER	MORGENTHAU	NARCOTICS	E	O12	10/05/1998	30	-	30
164	SNYDER	MORGENTHAU	NARCOTICS	E	O8	10/05/1998	30	-	30
165	SNYDER	MORGENTHAU	NARCOTICS	E	O8	10/06/1998	30	1	60
166	SNYDER	MORGENTHAU	NARCOTICS	E	O8	10/06/1998	30	1	60
167	SNYDER	MORGENTHAU	NARCOTICS	E	O12	10/06/1998	30	-	30
168	WETZEL	MORGENTHAU	NARCOTICS	E	O12	10/07/1998	30	1	60
169	WETZEL	MORGENTHAU	NARCOTICS	P	A	10/07/1998	30	-	30
170	SNYDER	MORGENTHAU	NARCOTICS	E	O12	10/09/1998	30	-	30
171	SNYDER	MORGENTHAU	NARCOTICS	E	O12	10/05/1998	30	2	90
172	SNYDER	MORGENTHAU	NARCOTICS	E	O8	10/21/1998	30	1	60
173	WETZEL	MORGENTHAU	NARCOTICS	E	O8	10/23/1998	30	-	30
174	SNYDER	MORGENTHAU	NARCOTICS	E	O12	10/23/1998	30	-	30
175	WETZEL	MORGENTHAU	NARCOTICS	E	O12	10/23/1998	30	-	30
176	SNYDER	MORGENTHAU	NARCOTICS	E	O8	10/23/1998	30	-	30
177	WETZEL	MORGENTHAU	NARCOTICS	E	O8	10/27/1998	30	-	30
178	WETZEL	MORGENTHAU	NARCOTICS	E	O12	10/27/1998	30	-	30
179	WETZEL	MORGENTHAU	NARCOTICS	E	O8	11/06/1998	30	-	30

¹ The prosecuting official authorized the filing of the application under provisions of the state's statute. (See Table 1 for this state's statutory citation.)

² Type: P=Phone Wire, M=Micro-Eavesdrop, E=Electronic, NR=Not Reported.

³ Place: S=Single Family Dwelling, A=Apartment, M=Multiple Dwelling, B=Business, R=Roving, O=Other.

Other: 6=Automobile/Van, 7=Briefcase, 8=Cellular/Mobile Phone, 9=Cemetery, 10=Closed Circuit TV, 11=Container, 12=Digital Display Pager, 13=Facsimile, 14=Garage/Parking Lot, 15=Hospital, 16=Hotel Room/Motel Room, 17=Jail, 18=Mobile Home/Trailer, 19=Package/Cargo, 20=Pay Phone, 21=Pen Register, 22=Prison, 23=Social Club, 24=Storage, 25=Telefax, 26=Courthouse, 27=Street, 28=Computer, 29=School.

TABLE B-1
STATE NEW YORK

CALENDAR YEAR 1998

REPORT BY PROSECUTORS OF COURT-AUTHORIZED INTERCEPTS OF WIRE, ORAL, OR ELECTRONIC COMMUNICATIONS
PURSUANT TO TITLE 18 U.S.C. 2519

A.O. Number	Number Of Days in Oper- ation ⁴	Average Inter- cepts per Day	Number of ⁵			Costs		Number of						
			Persons Inter- cepted	Intercepts	Incrim- inating Intercepts	Total Cost in \$	Other Than Manpower in \$	Arrests	Trials	Motions to Suppress Intercepts ⁶			Persons Con- victed	
										G	D	P		
NYC SPECIAL NARCOTICS BUREAU (CONTINUED)														
155	27	12	275	319	110	RELATED TO NO. 179								
156	67	35	2,042	2,349	278	RELATED TO NO. 179								
157	56	42	2,325	2,368	98	22,400	-	-	-	-	-	-	-	
158	28	17	441	483	49	12,544	-	RELATED TO NO.186						
159	17	1	NR	24	4	RELATED TO NO. 179								
160	54	8	NR	406	406	RELATED TO NO. 179								
161	31	10	251	313	86	RELATED TO NO. 179								
162	6	74	353	442	133	RELATED TO NO. 84								
163	NI	-	-	-	-	-	-	-	-	-	-	-	-	
164	9	-	NR	1	-	RELATED TO NO. 179								
165	38	19	NR	705	65	RELATED TO NO. 167								
166	43	8	NR	343	67	RELATED TO NO. 167								
167	9	-	-	-	-	33,152	-	8	-	-	-	-	-	
168 146	53	2	NR	121	121	RELATED TO NO.								
169	18	5	419	98	7	RELATED TO NO. 146								
170	21	-	-	-	-	43,008	-	-	-	-	-	-	-	
171	79	9	NR	673	NR	RELATED TO NO. 167								
172	27	3	216	80	43	RELATED TO NO. 167								
173	15	-	8	1	-	RELATED TO NO. 179								
174	25	8	NR	209	209	135,296	-	4	-	-	-	3	1	
175	17	5	NR	80	80	RELATED TO NO. 179								
176	26	1	171	18	-	RELATED TO NO. 174								
177	22	5	98	119	14	RELATED TO NO. 178								
178	22	1	NR	16	16	7,168	-	-	-	-	-	-	-	

⁴ NI indicates never installed. I indicates installed but never used. NP indicates no prosecutor's report.

⁵ NR indicates not reported or could not be determined.

⁶ Motions: G=Granted, D=Denied, P=Pending.

* This wiretap was terminated during 1995 or 1996, but was not reported at that time because it was part of an ongoing investigation.

**This wiretap was terminated during 1997, but was not reported at that time because it was part of an ongoing investigation.

TABLE B-1
STATE NEW YORK

CALENDAR YEAR 1998

REPORT BY JUDGES OF COURT-AUTHORIZED INTERCEPTS OF WIRE, ORAL, OR ELECTRONIC COMMUNICATIONS
PURSUANT TO TITLE 18 U.S.C. 2519

A.O. Number	Authorizing Official		Offense Specified	Intercept		Date of Application and (Amendment)	Authorized Length		
	Judge	Prosecutor ¹		Type ²	Place ³		Original Order (Days)	Number of Extensions	Total Length (Days)
NYC SPECIAL NARCOTICS BUREAU (CONTINUED)									
180	WETZEL	MORGENTHAU	NARCOTICS	E	O8	11/06/1998	30	-	30
181	WITTNER	MORGENTHAU	NARCOTICS	E	O8	11/10/1998	30	-	30
182	SNYDER	MORGENTHAU	NARCOTICS	E	O12	11/16/1998	30	-	30
183	SNYDER	MORGENTHAU	NARCOTICS	E	O8	11/16/1998	30	-	30
184	SNYDER	MORGENTHAU	NARCOTICS	E	O8	11/20/1998	30	-	30
185	SNYDER	MORGENTHAU	NARCOTICS	E	O8	11/23/1998	30	-	30
186	SNYDER	MORGENTHAU	NARCOTICS	E	O12	11/23/1998	30	-	30
163**	MCMAHON	MORGENTHAU	NARCOTICS	E	O12	12/02/1997	30	-	30
164**	WETZEL	MORGENTHAU	NARCOTICS	E	O8	12/03/1997	30	1	60
ONONDAGA									
1	FAHEY	FITZPATRICK	NARCOTICS	PE	SO21	10/09/1997	30	3	120
2	BURKE	FITZPATRICK	GAMBLING	P	S	12/22/1997	30	-	30
3	FAHEY	FITZPATRICK	GAMBLING	P	S	01/28/1998	30	-	30
4	BURKE	FITZPATRICK	GAMBLING	P	S	03/06/1998	30	-	30
5	FAHEY	FITZPATRICK	NARCOTICS	P	S	09/09/1998	30	5	180
6	CORNING	FITZPATRICK	NARCOTICS	P	S	11/20/1998	30	-	30
QUEENS									
1	MCGANN	BROWN	NARCOTICS	PE	ABO8,O12	04/21/1997	30	14	382
2	PIZZUTO	BROWN	LARCENY	PE	ABO8,O12	05/21/1997	30	12	390
3	KOHM	BROWN	NARCOTICS	PE	SO8,O12	11/06/1997	30	5	180
4	O'BRIEN	BROWN	GAMBLING	P	A	12/02/1997	30	2	90
5	MCGANN	BROWN	MURDER	E	O8,O12	12/16/1997	30	-	30
6	THOMPSON	BROWN	GAMBLING	P	S	01/20/1998	30	1	60
7	MCGANN	BROWN	NARCOTICS	PE	BO8,O12	02/11/1998	30	6	210

¹ The prosecuting official authorized the filing of the application under provisions of the state's statute. (See Table 1 for this state's statutory citation.)

² Type: P=Phone Wire, M=Micro-Eavesdrop, E=Electronic, NR=Not Reported.

³ Place: S=Single Family Dwelling, A=Apartment, M=Multiple Dwelling, B=Business, R=Roving, O=Other.

Other: 6=Automobile/Van, 7=Briefcase, 8=Cellular/Mobile Phone, 9=Cemetery, 10=Closed Circuit TV, 11=Container, 12=Digital Display Pager, 13=Facsimile, 14=Garage/Parking Lot, 15=Hospital, 16=Hotel Room/Motel Room, 17=Jail, 18=Mobile Home/Trailer, 19=Package/Cargo, 20=Pay Phone, 21=Pen Register, 22=Prison, 23=Social Club, 24=Storage, 25=Telefax, 26=Courthouse, 27=Street, 28=Computer, 29=School.

TABLE B-1
STATE NEW YORK

CALENDAR YEAR 1998

REPORT BY PROSECUTORS OF COURT-AUTHORIZED INTERCEPTS OF WIRE, ORAL, OR ELECTRONIC COMMUNICATIONS
PURSUANT TO TITLE 18 U.S.C. 2519

A.O. Number	Number Of Days in Oper- ation ⁴	Average Inter- cepts per Day	Number of ⁵			Costs		Number of					
			Persons Inter- cepted	Intercepts	Incrim- inating Intercepts	Total Cost in \$	Other Than Manpower in \$	Arrests	Trials	Motions to Suppress Intercepts ⁶			Persons Con- victed
										G	D	P	
179	13	3	51	40	18	97,216	-	7	-	-	-	-	-
NYC SPECIAL NARCOTICS BUREAU (CONTINUED)													
180	3	14	49	43	4	RELATED TO NO. 179							
181	7	1	NR	8	-	3,136	-	-	-	-	-	-	-
182	29	20	NR	572	572	RELATED TO NO. 167							
183	2	1	NR	2	-	RELATED TO NO. 167							
184	28	3	29	71	10	RELATED TO NO. 174							
185	10	-	NR	1	-	4,480	-	RELATED TO NO. 186					
186	30	-	NR	6	NR	-	-	7	-	-	-	-	1
163**	29	10	NR	281	281	11,648	-	7	-	-	-	5	3
164**	28	28	763	790	183	RELATED TO NO. 18							
ONONDAGA													
1	NP	-	-	-	-	-	-	-	-	-	-	-	-
2	30	20	20	600	300	4,250	50	4	-	-	-	-	4
3	30	30	60	900	450	RELATED TO NO. 2							
4	30	30	30	900	480	RELATED TO NO. 2							
5	165	95	35	15,659	1,045	117,480	71,280	7	-	-	-	-	-
6	24	88	39	2,117	70	8,256	3,456	1	-	-	-	-	-
QUEENS													
1	304	35	73	10,741	2,783	47,500	46,000	21	-	-	-	11	9
2	358	147	1,380	52,476	2,227	367,440	97,440	56	-	-	-	-	-
3	167	156	35	25,974	18,182	24,377	1,500	15	-	-	-	1	14
4	76	300	21	22,806	17,104	29,310	14,310	25	-	-	-	-	25
5	30	-	6	3	-	1,250	500	3	-	-	-	1	-
6	58	12	73	694	112	30,740	7,540	4	-	-	-	-	4

⁴ NI indicates never installed. I indicates installed but never used. NP indicates no prosecutor's report.

⁵ NR indicates not reported or could not be determined.

⁶ Motions: G=Granted, D=Denied, P=Pending.

* This wiretap was terminated during 1995 or 1996, but was not reported at that time because it was part of an ongoing investigation.

**This wiretap was terminated during 1997, but was not reported at that time because it was part of an ongoing investigation.

TABLE B-1
STATE NEW YORK

CALENDAR YEAR 1998

REPORT BY JUDGES OF COURT-AUTHORIZED INTERCEPTS OF WIRE, ORAL, OR ELECTRONIC COMMUNICATIONS
PURSUANT TO TITLE 18 U.S.C. 2519

A.O. Number	Authorizing Official		Offense Specified	Intercept		Date of Application and (Amendment)	Authorized Length		
	Judge	Prosecutor ¹		Type ²	Place ³		Original Order (Days)	Number of Extensions	Total Length (Days)
QUEENS (CONTINUED)									
8	KOHM	BROWN	NARCOTICS	E	O8	03/05/1998	22	-	22
9	PIZZUTO	BROWN	THEFT	PE	SABO12	03/06/1998	30	8	270
10	KOHM	BROWN	NARCOTICS	P	A	04/01/1998	30	1	60
11	KOHM	BROWN	NARCOTICS	E	O8,O12	06/09/1998	30	1	60
12	MCGANN	BROWN	NARCOTICS	E	O12	07/07/1998	30	3	120
13	MCGANN	BROWN	KIDNAPPING	P	S	10/04/1998	30	-	30
14	MCGANN	BROWN	NARCOTICS	E	O8,O12	10/13/1998	30	1	60
RENSSELAER									
1	MCGRATH	BRUNO	MURDER	PE	AO21	01/16/1998	30	1	60
2	MCGRATH	BRUNO	NARCOTICS	P	A	05/05/1998	30	-	30
3	MCGRATH	BRUNO	GAMBLING	P	S	11/12/1998	30	-	30
ROCKLAND									
1	KELLY	BONGIORNO	NARCOTICS	PE	SAO12,O20	04/22/1998	30	3	120
2	KELLY	BONGIORNO	NARCOTICS	PE	SAO12	10/09/1998	30	2	90
SCHENECTADY									
1	GIARDINO	CARNEY	GAMBLING	P	SA	02/19/1998	30	-	30
SUFFOLK									
1	UNDERWOOD	CATTERSON	CONSPIRACY	P	A	02/10/1998	30	3	120
2	BRACKEN	CATTERSON	GAMBLING	P	A	03/05/1998	30	-	30
3	HENRY	CATTERSON	GAMBLING	P	S	03/05/1998	30	-	30
4	BRACKEN	CATTERSON	GAMBLING	P	A	03/05/1998	30	-	30
5	BRACKEN	CATTERSON	GAMBLING	P	A	03/05/1998	30	-	30
6	HENRY	CATTERSON	GAMBLING	P	S	03/05/1998	30	-	30
7	BRACKEN	CATTERSON	GAMBLING	P	A	03/05/1998	30	-	30

¹ The prosecuting official authorized the filing of the application under provisions of the state's statute. (See Table 1 for this state's statutory citation.)

² Type: P=Phone Wire, M=Micro-Eavesdrop, E=Electronic, NR=Not Reported.

³ Place: S=Single Family Dwelling, A=Apartment, M=Multiple Dwelling, B=Business, R=Roving, O=Other.

Other: 6=Automobile/Van, 7=Briefcase, 8=Cellular/Mobile Phone, 9=Cemetery, 10=Closed Circuit TV, 11=Container, 12=Digital Display Pager, 13=Facsimile, 14=Garage/Parking Lot, 15=Hospital, 16=Hotel Room/Motel Room, 17=Jail, 18=Mobile Home/Trailer, 19=Package/Cargo, 20=Pay Phone, 21=Pen Register, 22=Prison, 23=Social Club, 24=Storage, 25=Telefax, 26=Courthouse, 27=Street, 28=Computer, 29=School.

TABLE B-1
STATE NEW YORK

CALENDAR YEAR 1998

REPORT BY PROSECUTORS OF COURT-AUTHORIZED INTERCEPTS OF WIRE, ORAL, OR ELECTRONIC COMMUNICATIONS
PURSUANT TO TITLE 18 U.S.C. 2519

A.O. Number	Number Of Days in Oper- ation ⁴	Average Inter- cepts per Day	Number of ⁵			Costs		Number of					
			Persons Inter- cepted	Intercepts	Incrim- inating Intercepts	Total Cost in \$	Other Than Manpower in \$	Arrests	Trials	Motions to Suppress Intercepts ⁶			Persons Con- victed
										G	D	P	
7	199	16	15	3,280	100	54,775	53,275	15	-	-	-	7	8
QUEENS (CONTINUED)													
8	22	18	7	393	236	RELATED TO NO. 3							
9	152	157	675	23,919	1,238	634,375	58,375	-	-	-	-	-	-
10	56	4	7	220	42	2,000	1,500	1	-	-	-	1	-
11	59	4	10	264	135	5,529	447	1	-	-	-	1	-
12	101	25	40	2,507	1,098	19,500	18,000	3	-	-	-	1	-
13	NI	-	-	-	-	-	-	-	-	-	-	-	-
14	50	44	10	2,198	50	27,800	26,300	1	-	-	-	1	-
RENSSELAER													
1	60	14	144	867	-	-	-	1	-	-	-	-	-
2	30	-	1	NR	NR	-	-	-	-	-	-	-	-
3	NI	-	-	-	-	-	-	-	-	-	-	-	-
ROCKLAND													
1	38	175	482	6,649	814	61,820	860	5	-	-	3	-	3
2	46	102	184	4,708	1,164	78,482	562	3	-	-	-	2	3
SCHENECTADY													
1	30	159	29	4,783	4,700	97,040	40,440	8	-	-	-	-	5
SUFFOLK													
1	94	8	22	752	7	182,159	797	16	-	-	1	-	13
2	2	-	-	-	-	4,915	4,059	-	-	-	-	-	-
3	13	51	55	662	660	45,263	713	6	-	-	-	-	6
4	10	64	60	643	643	RELATED TO NO. 5							
5	4	9	30	34	34	5,985	1,725	-	-	-	-	-	-
6	11	38	32	413	410	RELATED TO NO. 3							

⁴ NI indicates never installed. I indicates installed but never used. NP indicates no prosecutor's report.

⁵ NR indicates not reported or could not be determined.

⁶ Motions: G=Granted, D=Denied, P=Pending.

* This wiretap was terminated during 1995 or 1996, but was not reported at that time because it was part of an ongoing investigation.

**This wiretap was terminated during 1997, but was not reported at that time because it was part of an ongoing investigation.

TABLE B-1
STATE NEW YORK

CALENDAR YEAR 1998

REPORT BY JUDGES OF COURT-AUTHORIZED INTERCEPTS OF WIRE, ORAL, OR ELECTRONIC COMMUNICATIONS
PURSUANT TO TITLE 18 U.S.C. 2519

A.O. Number	Authorizing Official		Offense Specified	Intercept		Date of Application and (Amendment)	Authorized Length		
	Judge	Prosecutor ¹		Type ²	Place ³		Orig-inal Order (Days)	Num-ber of Exten-sions	Total Length (Days)
SUFFOLK (CONTINUED)									
8	DOYLE	CATTERSON	NARCOTICS	P	S	03/10/1998	30	2	90
9	DOYLE	CATTERSON	NARCOTICS	P	S	03/10/1998	30	2	90
10	UNDERWOOD	CATTERSON	CONSPIRACY	P	S	03/12/1998	30	2	90
11	BRACKEN	CATTERSON	GAMBLING	P	A	03/17/1998	30	-	30
12	BRACKEN	CATTERSON	GAMBLING	P	A	03/17/1998	30	-	30
13	BRACKEN	CATTERSON	GAMBLING	P	A	03/17/1998	30	-	30
14	BRACKEN	CATTERSON	GAMBLING	P	A	03/17/1998	30	-	30
15	DOYLE	CATTERSON	NARCOTICS	E	O12	04/08/1998	30	1	60
16	DOYLE	CATTERSON	NARCOTICS	P	S	04/08/1998	30	1	60
17	DOYLE	CATTERSON	NARCOTICS	E	O12	04/08/1998	30	1	60
18	DOYLE	CATTERSON	NARCOTICS	E	O12	04/08/1998	30	1	60
19	DOYLE	CATTERSON	NARCOTICS	P	B	04/08/1998	30	1	60
20	DOYLE	CATTERSON	NARCOTICS	P	S	04/24/1998	30	1	60
21	DOYLE	CATTERSON	NARCOTICS	E	O12	05/07/1998	30	-	30
22	DOYLE	CATTERSON	NARCOTICS	P	S	05/07/1998	30	-	30
23	UNDERWOOD	CATTERSON	CONSPIRACY	E	O12	05/07/1998	30	-	30
24	BRACKEN	CATTERSON	GAMBLING	P	A	10/26/1998	30	-	30
25	BRACKEN	CATTERSON	GAMBLING	P	A	10/26/1998	30	-	30
26	BRACKEN	CATTERSON	GAMBLING	P	A	10/26/1998	30	-	30
27	BRACKEN	CATTERSON	GAMBLING	P	A	10/26/1998	30	-	30
28	BRACKEN	CATTERSON	GAMBLING	P	A	10/26/1998	30	-	30
WESTCHESTER									
1	LEAVITT	PIRRO	GAMBLING	P	B	10/21/1997	30	2	90
2	MARCUS	PIRRO	GAMBLING	P	A	10/21/1997	30	2	90
3	ANGIOLILLO	DONOHUE	USURY	E	O8	11/10/1997	30	4	150

¹ The prosecuting official authorized the filing of the application under provisions of the state's statute. (See Table 1 for this state's statutory citation.)

² Type: P=Phone Wire, M=Micro-Eavesdrop, E=Electronic, NR=Not Reported.

³ Place: S=Single Family Dwelling, A=Apartment, M=Multiple Dwelling, B=Business, R=Roving, O=Other.

Other: 6=Automobile/Van, 7=Briefcase, 8=Cellular/Mobile Phone, 9=Cemetery, 10=Closed Circuit TV, 11=Container, 12=Digital Display Pager, 13=Facsimile, 14=Garage/Parking Lot, 15=Hospital, 16=Hotel Room/Motel Room, 17=Jail, 18=Mobile Home/Trailer, 19=Package/Cargo, 20=Pay Phone, 21=Pen Register, 22=Prison, 23=Social Club, 24=Storage, 25=Telefax, 26=Courthouse, 27=Street, 28=Computer, 29=School.

TABLE B-1
STATE NEW YORK

CALENDAR YEAR 1998

REPORT BY PROSECUTORS OF COURT-AUTHORIZED INTERCEPTS OF WIRE, ORAL, OR ELECTRONIC COMMUNICATIONS
PURSUANT TO TITLE 18 U.S.C. 2519

A.O. Number	Number Of Days in Oper- ation ⁴	Average Inter- cepts per Day	Number of ⁵			Costs		Number of						
			Persons Inter- cepted	Intercepts	Incrim- inating Intercepts	Total Cost in \$	Other Than Manpower in \$	Arrests	Trials	Motions to Suppress Intercepts ⁶			Persons Con- victed	
										G	D	P		
7	10	70	70	703	703	RELATED TO NO. 5								
SUFFOLK (CONTINUED)														
8	82	21	284	1,737	106	485,350	11,636	23	-	-	-	-	1	
9	82	30	250	2,431	357	RELATED TO NO. 8								
10	73	48	43	3,504	365	RELATED TO NO. 1								
11	10	38	55	375	375	RELATED TO NO. 5								
12	2	-	-	-	-	RELATED TO NO. 2								
13	2	-	-	-	-	RELATED TO NO. 2								
14	2	-	-	-	-	RELATED TO NO. 2								
15	55	3	-	187	187	RELATED TO NO. 8								
16	54	38	210	2,067	304	RELATED TO NO. 8								
17	56	4	-	251	251	RELATED TO NO. 8								
18	56	3	-	147	147	RELATED TO NO. 8								
19	57	34	120	1,931	513	RELATED TO NO. 8								
20	54	2	100	120	43	RELATED TO NO. 8								
21	21	18	-	374	374	RELATED TO NO. 8								
22	25	35	200	864	64	RELATED TO NO. 8								
23	17	23	NR	393	NR	RELATED TO NO. 1	-	-		-	1	-	-	
24	10	58	50	579	579	RELATED TO NO. 25								
25	10	69	80	687	687	22,050	2,000	5	-	-	-	-	-	
26	10	17	50	172	172	RELATED TO NO. 25								
27	10	6	30	61	61	RELATED TO NO. 25								
28	10	32	55	317	317	RELATED TO NO. 25								
WESTCHESTER														
1	77	49	15	3,800	100	28,442	1,105	RELATED TO NO. 2						
2	70	40	15	2,800	2,400	12,040	1,105	7	-	-	-	-	7	

⁴ NI indicates never installed. I indicates installed but never used. NP indicates no prosecutor's report.

⁵ NR indicates not reported or could not be determined.

⁶ Motions: G=Granted, D=Denied, P=Pending.

* This wiretap was terminated during 1995 or 1996, but was not reported at that time because it was part of an ongoing investigation.

**This wiretap was terminated during 1997, but was not reported at that time because it was part of an ongoing investigation.

TABLE B-1
STATE NEW YORK

CALENDAR YEAR 1998

REPORT BY JUDGES OF COURT-AUTHORIZED INTERCEPTS OF WIRE, ORAL, OR ELECTRONIC COMMUNICATIONS
PURSUANT TO TITLE 18 U.S.C. 2519

A.O. Number	Authorizing Official		Offense Specified	Intercept		Date of Application and (Amendment)	Authorized Length		
	Judge	Prosecutor ¹		Type ²	Place ³		Original Order (Days)	Number of Extensions	Total Length (Days)
WESTCHESTER (CONTINUED)									
4	ANGIOLILLO	DONOHUE	GAMBLING	P	S	11/10/1997	30	1	60
5	ANGIOLILLO	DONOHUE	GAMBLING	E	O8	11/10/1997	30	1	60
6	TONETTI	PIRRO	GAMBLING	P	A	12/17/1997	30	4	150
7	TONETTI	PIRRO	GAMBLING	P	A	12/17/1997	30	1	60
8	TONETTI	PIRRO	GAMBLING	P	A	12/17/1997	30	1	60
9	TONETTI	PIRRO	GAMBLING	P	A	12/17/1997	30	4	150
10	LEAVITT	PIRRO	GAMBLING	P	B	12/23/1997	30	-	30
11	ANGIOLILLO	PIRRO	GAMBLING	E	O8	01/15/1998	30	1	60
12	ANGIOLILLO	PIRRO	USURY	E	O8	01/15/1998	30	2	90
13	TONETTI	PIRRO	GAMBLING	P	A	01/22/1998	30	3	120
14	ANGIOLILLO	PIRRO	USURY	M	B	03/13/1998	30	-	30
15	TONETTI	PIRRO	GAMBLING	P	A	03/26/1998	30	1	60
16	SMITH	PIRRO	NARCOTICS	E	RO12	06/04/1998	30	-	30
17	SMITH	PIRRO	NARCOTICS	P	A	06/04/1998	30	4	150
18	SMITH	PIRRO	NARCOTICS	E	O8	07/23/1998	30	1	60
19	ZAMBELLI	PIRRO	GAMBLING	P	B	07/31/1998	30	1	60
20	ZAMBELLI	PIRRO	GAMBLING	E	O8	07/31/1998	30	-	30
21	LACAVA	PIRRO	USURY	P	S	08/05/1998	30	2	90
22	ZAMBELLI	PIRRO	GAMBLING	P	B	08/28/1998	30	2	90
23	SMITH	PIRRO	NARCOTICS	E	O8	10/09/1998	30	-	30
24	SMITH	DONOHUE	NARCOTICS	E	O8	11/06/1998	30	-	30
25	LANGE	PIRRO	NARCOTICS	PE	AO12	12/04/1998	30	-	30

¹ The prosecuting official authorized the filing of the application under provisions of the state's statute. (See Table 1 for this state's statutory citation.)

² Type: P=Phone Wire, M=Micro-Eavesdrop, E=Electronic, NR=Not Reported.

³ Place: S=Single Family Dwelling, A=Apartment, M=Multiple Dwelling, B=Business, R=Roving, O=Other.

Other: 6=Automobile/Van, 7=Briefcase, 8=Cellular/Mobile Phone, 9=Cemetery, 10=Closed Circuit TV, 11=Container, 12=Digital Display Pager, 13=Facsimile, 14=Garage/Parking Lot, 15=Hospital, 16=Hotel Room/Motel Room, 17=Jail, 18=Mobile Home/Trailer, 19=Package/Cargo, 20=Pay Phone, 21=Pen Register, 22=Prison, 23=Social Club, 24=Storage, 25=Telefax, 26=Courthouse, 27=Street, 28=Computer, 29=School.

TABLE B-1
STATE NEW YORK

CALENDAR YEAR 1998

REPORT BY PROSECUTORS OF COURT-AUTHORIZED INTERCEPTS OF WIRE, ORAL, OR ELECTRONIC COMMUNICATIONS
PURSUANT TO TITLE 18 U.S.C. 2519

A.O. Number	Number Of Days in Oper- ation ⁴	Average Inter- cepts per Day	Number of ⁵			Costs		Number of					
			Persons Inter- cepted	Intercepts	Incrim- inating Intercepts	Total Cost in \$	Other Than Manpower in \$	Arrests	Trials	Motions to Suppress Intercepts ⁶			Persons Con- victed
										G	D	P	
3	141	9	52	1,231	904	49,462	1,200	-	-	-	-	-	-
WESTCHESTER (CONTINUED)													
4	43	12	25	508	57	36,220	5,170	-	-	-	-	-	-
5	54	3	18	139	86	17,455	580	-	-	-	-	-	-
6	137	61	25	8,300	8,200	20,582	5,170	RELATED TO NO. 9					
7	54	22	15	1,200	1,000	RELATED TO NO. 8							
8	53	30	15	1,600	1,500	11,265	5,190	3	-	-	-	1	-
9	137	45	25	6,100	6,000	20,922	5,510	13	-	-	-	1	-
10	14	15	10	206	18	10,655	530	RELATED TO NO. 2					
11	56	3	12	140	94	24,367	5,130	-	-	-	-	-	-
12	80	5	30	388	345	71,850	14,250	-	-	-	-	-	-
13	102	8	12	850	250	40,520	5,420	RELATED TO NO. 9					
14	NI	-	-	-	-	-	-	-	-	-	-	-	-
15	46	26	15	1,200	800	20,695	5,170	RELATED TO NO. 9					
16	28	1	NR	21	NR	RELATED TO NO. 17							
17	144	54	40	7,712	599	288,896	6,896	-	-	-	-	-	-
18	17	6	10	107	4	RELATED TO NO. 17							
19	41	108	37	4,415	4,019	32,020	2,500	-	-	-	-	-	-
20	19	1	6	16	8	15,134	2,174	-	-	-	-	-	-
21	67	4	25	252	117	50,440	2,200	-	-	-	-	-	-
22	75	49	19	3,664	2,135	59,894	5,894	-	-	-	-	-	-
23	22	-	4	4	-	RELATED TO NO. 17							
24	NP	-	-	-	-	-	-	-	-	-	-	-	-

⁴ NI indicates never installed. I indicates installed but never used. NP indicates no prosecutor's report.

⁵ NR indicates not reported or could not be determined.

⁶ Motions: G=Granted, D=Denied, P=Pending.

* This wiretap was terminated during 1995 or 1996, but was not reported at that time because it was part of an ongoing investigation.

**This wiretap was terminated during 1997, but was not reported at that time because it was part of an ongoing investigation.

REPORT BY JUDGES OF COURT-AUTHORIZED INTERCEPTS OF WIRE, ORAL, OR ELECTRONIC COMMUNICATIONS
PURSUANT TO TITLE 18 U.S.C. 2519

A.O. Number	Authorizing Official		Offense Specified	Intercept		Date of Application and (Amendment)	Authorized Length		
	Judge	Prosecutor ¹		Type ²	Place ³		Original Order (Days)	Number of Extensions	Total Length (Days)
LORAIN									
1	JANAS	WHITE	RACKETEERING	P	S	11/25/1998	30	-	30
SUMMIT									
1	WHITMORE	BOGDANOFF	MURDER	P	S	04/20/1998	30	-	30

¹The prosecuting official authorized the filing of the application under provisions of the state's statute. (See Table 1 for this state's statutory citation.)

²Type: P=Phone Wire, M=Micro-Eavesdrop, E=Electronic, NR=Not Reported.

³Place: S=Single Family Dwelling, A=Apartment, M=Multiple Dwelling, B=Business, R=Roving, O=Other.

Other: 6=Automobile/Van, 7=Briefcase, 8=Cellular/Mobile Phone, 9=Cemetery, 10=Closed Circuit TV, 11=Container, 12=Digital Display Pager, 13=Facsimile, 14=Garage/Parking Lot, 15=Hospital, 16=Hotel Room/Motel Room, 17=Jail, 18=Mobile Home/Trailer, 19=Package/Cargo, 20=Pay Phone, 21=Pen Register, 22=Prison, 23=Social Club, 24=Storage, 25=Telefax, 26=Courthouse, 27=Street, 28=Computer, 29=School.

TABLE B-1
STATE OHIO

CALENDAR YEAR 1998

REPORT BY PROSECUTORS OF COURT-AUTHORIZED INTERCEPTS OF WIRE, ORAL, OR ELECTRONIC COMMUNICATIONS
PURSUANT TO TITLE 18 U.S.C. 2519

A.O. Number	Number Of Days in Oper- ation ⁴	Average Inter- cepts per Day	Number of ⁵			Costs		Number of					
			Persons Inter- cepted	Intercepts	Incrim- inating Intercepts	Total Cost in \$	Other Than Manpower in \$	Arrests	Trials	Motions to Suppress Intercepts ⁶			Persons Con- victed
										G	D	P	
25 LORAIN	22	111	52	2,436	587	78,381	1,081	4	-	-	-	-	-
1	19	96	3,666	1,833	1,641	35,000	12,000	13	-	-	-	-	-
SUMMIT													

⁴ NI indicates never installed. I indicates installed but never used. NP indicates no prosecutor's report.

⁵ NR indicates not reported or could not be determined.

⁶ Motions: G=Granted, D=Denied, P=Pending.

* This wiretap was terminated during 1995 or 1996, but was not reported at that time because it was part of an ongoing investigation.

**This wiretap was terminated during 1997, but was not reported at that time because it was part of an ongoing investigation.

TABLE B-1
STATE OKLAHOMA

CALENDAR YEAR 1998

REPORT BY JUDGES OF COURT-AUTHORIZED INTERCEPTS OF WIRE, ORAL, OR ELECTRONIC COMMUNICATIONS
PURSUANT TO TITLE 18 U.S.C. 2519

A.O. Number	Authorizing Official		Offense Specified	Intercept		Date of Application and (Amendment)	Authorized Length		
	Judge	Prosecutor ¹		Type ²	Place ³		Original Order (Days)	Number of Extensions	Total Length (Days)

STATE ATTORNEY GENERAL

1	CHAPEL	EDMONDSON	MURDER	PE	SO13	09/08/1998	30	1	60
---	--------	-----------	--------	----	------	------------	----	---	----

¹The prosecuting official authorized the filing of the application under provisions of the state's statute. (See Table 1 for this state's statutory citation.)

²Type: P=Phone Wire, M=Micro-Eavesdrop, E=Electronic, NR=Not Reported.

³Place: S=Single Family Dwelling, A=Apartment, M=Multiple Dwelling, B=Business, R=Roving, O=Other.

Other: 6=Automobile/Van, 7=Briefcase, 8=Cellular/Mobile Phone, 9=Cemetery, 10=Closed Circuit TV, 11=Container, 12=Digital Display Pager, 13=Facsimile, 14=Garage/Parking Lot, 15=Hospital, 16=Hotel Room/Motel Room, 17=Jail, 18=Mobile Home/Trailer, 19=Package/Cargo, 20=Pay Phone, 21=Pen Register, 22=Prison, 23=Social Club, 24=Storage, 25=Telefax, 26=Courthouse, 27=Street, 28=Computer, 29=School.

TABLE B-1
STATE OKLAHOMA

CALENDAR YEAR 1998

REPORT BY PROSECUTORS OF COURT-AUTHORIZED INTERCEPTS OF WIRE, ORAL, OR ELECTRONIC COMMUNICATIONS
PURSUANT TO TITLE 18 U.S.C. 2519

A.O. Number	Number Of Days in Oper- ation ⁴	Average Inter- cepts per Day	Number of ⁵			Costs		Number of					
			Persons Inter- cepted	Intercepts	Incrim- inating Intercepts	Total Cost in \$	Other Than Manpower in \$	Arrests	Trials	Motions to Suppress Intercepts ⁶			Persons Con- victed
										G	D	P	
1	30	31	14	934	4	42,300	3,100	1	1	-	-	-	-
STATE ATTORNEY GENERAL													
1	59	21	2,508	1,254	10	111,000	1,000	-	-	-	-	-	-

⁴ NI indicates never installed. I indicates installed but never used. NP indicates no prosecutor's report.

⁵ NR indicates not reported or could not be determined.

⁶ Motions: G=Granted, D=Denied, P=Pending.

* This wiretap was terminated during 1995 or 1996, but was not reported at that time because it was part of an ongoing investigation.

**This wiretap was terminated during 1997, but was not reported at that time because it was part of an ongoing investigation.

TABLE B-1
STATE OREGON

CALENDAR YEAR 1998

REPORT BY JUDGES OF COURT-AUTHORIZED INTERCEPTS OF WIRE, ORAL, OR ELECTRONIC COMMUNICATIONS
PURSUANT TO TITLE 18 U.S.C. 2519

A.O. Number	Authorizing Official		Offense Specified	Intercept		Date of Application and (Amendment)	Authorized Length		
	Judge	Prosecutor ¹		Type ²	Place ³		Original Order (Days)	Number of Extensions	Total Length (Days)
MULTNOMAH									
1	ELLIS	SCHRUNK	MURDER	P	S	10/12/1998	30	-	30

¹The prosecuting official authorized the filing of the application under provisions of the state's statute. (See Table 1 for this state's statutory citation.)

²Type: P=Phone Wire, M=Micro-Eavesdrop, E=Electronic, NR=Not Reported.

³Place: S=Single Family Dwelling, A=Apartment, M=Multiple Dwelling, B=Business, R=Roving, O=Other.

Other: 6=Automobile/Van, 7=Briefcase, 8=Cellular/Mobile Phone, 9=Cemetery, 10=Closed Circuit TV, 11=Container, 12=Digital Display Pager, 13=Facsimile, 14=Garage/Parking Lot, 15=Hospital, 16=Hotel Room/Motel Room, 17=Jail, 18=Mobile Home/Trailer, 19=Package/Cargo, 20=Pay Phone, 21=Pen Register, 22=Prison, 23=Social Club, 24=Storage, 25=Telefax, 26=Courthouse, 27=Street, 28=Computer, 29=School.

TABLE B-1
STATE OREGON

CALENDAR YEAR 1998

REPORT BY PROSECUTORS OF COURT-AUTHORIZED INTERCEPTS OF WIRE, ORAL, OR ELECTRONIC COMMUNICATIONS
PURSUANT TO TITLE 18 U.S.C. 2519

A.O. Number	Number Of Days in Oper- ation ⁴	Average Inter- cepts per Day	Number of ⁵			Costs		Number of					
			Persons Inter- cepted	Intercepts	Incrim- inating Intercepts	Total Cost in \$	Other Than Manpower in \$	Arrests	Trials	Motions to Suppress Intercepts ⁶			Persons Con- victed
										G	D	P	

MULTNOMAH

1	15	3	15	51	9	9,120	570	2	-	-	-	-	-
---	----	---	----	----	---	-------	-----	---	---	---	---	---	---

⁴ NI indicates never installed. I indicates installed but never used. NP indicates no prosecutor's report.

⁵ NR indicates not reported or could not be determined.

⁶ Motions: G=Granted, D=Denied, P=Pending.

* This wiretap was terminated during 1995 or 1996, but was not reported at that time because it was part of an ongoing investigation.

**This wiretap was terminated during 1997, but was not reported at that time because it was part of an ongoing investigation.

TABLE B-1

STATE PENNSYLVANIA

CALENDAR YEAR 1998

**REPORT BY JUDGES OF COURT-AUTHORIZED INTERCEPTS OF WIRE, ORAL, OR ELECTRONIC COMMUNICATIONS
PURSUANT TO TITLE 18 U.S.C. 2519**

A.O. Number	Authorizing Official		Offense Specified	Intercept		Date of Application and (Amendment)	Authorized Length		
	Judge	Prosecutor ¹		Type ²	Place ³		Original Order (Days)	Number of Extensions	Total Length (Days)
CHESTER									
1	CAVANAUGH	SARCIONE	NARCOTICS	P	S	01/21/1998	30	1	60
2	CAVANAUGH	SARCIONE	NARCOTICS	P	S	02/20/1998	30	-	30
3	CAVANAUGH	SARCIONE	NARCOTICS	E	O12	02/20/1998	30	-	30
4	CAVANAUGH	SARCIONE	NARCOTICS	E	O8	02/20/1998	30	-	30
5	CAVANAUGH	SARCIONE	NARCOTICS	E	O8	03/06/1998	30	-	30
DAUPHIN									
1	EAKIN	CHERRY	ARSON	P	S	11/19/1998	30	-	30
LACKAWANNA									
1	STEVENS	BARRASSE	NARCOTICS	PE	AO12	04/07/1998	30	-	30
LEHIGH									
1	CAVANAUGH	MARTIN	NARCOTICS	P	S	04/28/1998	30	-	30
2	CAVANAUGH	MARTIN	NARCOTICS	P	A	05/08/1998	30	-	30
3	CAVANAUGH	MARTIN	NARCOTICS	E	O12	05/22/1998	30	-	30
MCKEAN									
1	JOYCE	ALFIERI	RACKETEERING	P	S	11/10/1998	30	-	30
2	JOYCE	ALFIERI	RACKETEERING	P	S	11/10/1998	30	-	30
3	JOYCE	ALFIERI	RACKETEERING	P	S	11/10/1998	30	-	30
4	JOYCE	ALFIERI	RACKETEERING	P	S	11/10/1998	30	-	30
5	JOYCE	ALFIERI	RACKETEERING	P	S	11/10/1998	30	-	30
MONTGOMERY									
1	SCHILLER	MARINO	NARCOTICS	E	O8	02/20/1998	30	-	30
2	SCHILLER	MARINO	NARCOTICS	E	O8	02/20/1998	30	-	30
3	KELLY	MARINO	NARCOTICS	P	S	09/15/1998	30	-	30
4	KELLY	MARINO	NARCOTICS	P	S	09/23/1998	30	-	30

¹ The prosecuting official authorized the filing of the application under provisions of the state's statute. (See Table 1 for this state's statutory citation.)

² Type: P=Phone Wire, M=Micro-Eavesdrop, E=Electronic, NR=Not Reported.

³ Place: S=Single Family Dwelling, A=Apartment, M=Multiple Dwelling, B=Business, R=Roving, O=Other.

Other: 6=Automobile/Van, 7=Briefcase, 8=Cellular/Mobile Phone, 9=Cemetery, 10=Closed Circuit TV, 11=Container, 12=Digital Display Pager, 13=Facsimile, 14=Garage/Parking Lot, 15=Hospital, 16=Hotel Room/Motel Room, 17=Jail, 18=Mobile Home/Trailer, 19=Package/Cargo, 20=Pay Phone, 21=Pen Register, 22=Prison, 23=Social Club, 24=Storage, 25=Telefax, 26=Courthouse, 27=Street, 28=Computer, 29=School.

TABLE B-1
STATE PENNSYLVANIA

CALENDAR YEAR 1998

REPORT BY PROSECUTORS OF COURT-AUTHORIZED INTERCEPTS OF WIRE, ORAL, OR ELECTRONIC COMMUNICATIONS
PURSUANT TO TITLE 18 U.S.C. 2519

A.O. Number	Number Of Days in Oper- ation ⁴	Average Inter- cepts per Day	Number of ⁵			Costs		Number of						
			Persons Inter- cepted	Intercepts	Incrim- inating Intercepts	Total Cost in \$	Other Than Manpower in \$	Arrests	Trials	Motions to Suppress Intercepts ⁶			Persons Con- victed	
										G	D	P		
CHESTER														
1	52	12	91	621	575	343,714	41,251	9	-	-	3	1	6	
2	25	24	145	597	71	RELATED TO NO. 1								
3	20	2	14	44	22	RELATED TO NO. 1								
4	NI	-	-	-	-	-	-	-	-	-	-	-	-	
5	9	1	5	6	3	RELATED TO NO. 1								
DAUPHIN														
1	NP	-	-	-	-	-	-	-	-	-	-	-	-	
LACKAWANNA														
1	NP	-	-	-	-	-	-	-	-	-	-	-	-	
LEHIGH														
1	26	35	50	914	94	222,111	2,886	11	-	-	-	1	3	
2	20	43	50	869	113	RELATED TO NO. 1								
3	9	25	NR	222	NR	RELATED TO NO. 1								
MCKEAN														
1	14	4	86	57	27	RELATED TO NO. 2								
2	14	9	78	123	40	60,776	6,404	2	-	-	-	-	-	
3	14	-	-	-	-	RELATED TO NO. 2								
4	14	6	92	89	45	RELATED TO NO. 2								
5	14	20	88	283	28	RELATED TO NO. 2								
MONTGOMERY														
1	NP	-	-	-	-	-	-	-	-	-	-	-	-	
2	9	-	-	-	-	1,176	-	-	-	-	-	-	-	
3	13	31	67	404	73	31,875	3,076	3	-	-	-	-	-	

⁴ NI indicates never installed. I indicates installed but never used. NP indicates no prosecutor's report.

⁵ NR indicates not reported or could not be determined.

⁶ Motions: G=Granted, D=Denied, P=Pending.

* This wiretap was terminated during 1995 or 1996, but was not reported at that time because it was part of an ongoing investigation.

**This wiretap was terminated during 1997, but was not reported at that time because it was part of an ongoing investigation.

TABLE B-1

STATE PENNSYLVANIA

CALENDAR YEAR 1998

**REPORT BY JUDGES OF COURT-AUTHORIZED INTERCEPTS OF WIRE, ORAL, OR ELECTRONIC COMMUNICATIONS
PURSUANT TO TITLE 18 U.S.C. 2519**

A.O. Number	Authorizing Official		Offense Specified	Intercept		Date of Application and (Amendment)	Authorized Length		
	Judge	Prosecutor ¹		Type ²	Place ³		Original Order (Days)	Number of Extensions	Total Length (Days)
MONTGOMERY (CONTINUED)									
5	KELLY	MARINO	NARCOTICS	P	B	09/23/1998	30	-	30
6	KELLY	MARINO	NARCOTICS	P	B	09/23/1998	30	-	30
7	KELLY	MARINO	NARCOTICS	P	S	09/23/1998	30	-	30
NORTHUMBERLAND									
1	EAKIN	RICE	NARCOTICS	P	S	03/18/1998	30	-	30
STATE ATTORNEY GENERAL									
1	HUDOCK	FISHER	NARCOTICS	E	O8	11/21/1997	30	1	60
2	HUDOCK	FISHER	RACKETEERING	E	O8	01/26/1998	30	-	30
3	CAVANAUGH	FISHER	NARCOTICS	P	A	02/04/1998	30	-	30
4	HUDOCK	FISHER	RACKETEERING	E	O8	02/10/1998	30	-	30
5	MELVIN	FISHER	GAMBLING	P	S	02/26/1998	30	-	30
6	MELVIN	FISHER	GAMBLING	E	O8	02/26/1998	30	-	30
7	MELVIN	FISHER	GAMBLING	P	B	02/26/1998	30	-	30
8	CAVANAUGH	FISHER	NARCOTICS	E	O8	03/06/1998	30	-	30
9	MELVIN	FISHER	GAMBLING	P	S	03/10/1998	30	-	30
10	MELVIN	FISHER	RACKETEERING	E	O8	03/26/1998	30	1	60
11	MELVIN	FISHER	RACKETEERING	P	O23	03/26/1998	30	1	60
12	MELVIN	FISHER	RACKETEERING	P	O23	03/26/1998	30	2	90
13	MELVIN	FISHER	RACKETEERING	P	S	03/26/1998	30	2	90
14	SCHILLER	FISHER	NARCOTICS	E	O12	04/16/1998	30	1	60
15	SCHILLER	FISHER	NARCOTICS	P	S	04/16/1998	30	-	30
16	SCHILLER	FISHER	NARCOTICS	P	S	04/16/1998	30	1	60
17	POPOVICH	FISHER	NARCOTICS	E	O8	04/28/1998	30	-	30
18	POPOVICH	FISHER	NARCOTICS	P	S	04/28/1998	30	-	30

¹ The prosecuting official authorized the filing of the application under provisions of the state's statute. (See Table 1 for this state's statutory citation.)

² Type: P=Phone Wire, M=Micro-Eavesdrop, E=Electronic, NR=Not Reported.

³ Place: S=Single Family Dwelling, A=Apartment, M=Multiple Dwelling, B=Business, R=Roving, O=Other.

Other: 6=Automobile/Van, 7=Briefcase, 8=Cellular/Mobile Phone, 9=Cemetery, 10=Closed Circuit TV, 11=Container, 12=Digital Display Pager, 13=Facsimile, 14=Garage/Parking Lot, 15=Hospital, 16=Hotel Room/Motel Room, 17=Jail, 18=Mobile Home/Trailer, 19=Package/Cargo, 20=Pay Phone, 21=Pen Register, 22=Prison, 23=Social Club, 24=Storage, 25=Telefax, 26=Courthouse, 27=Street, 28=Computer, 29=School.

TABLE B-1
STATE PENNSYLVANIA

CALENDAR YEAR 1998

REPORT BY PROSECUTORS OF COURT-AUTHORIZED INTERCEPTS OF WIRE, ORAL, OR ELECTRONIC COMMUNICATIONS
PURSUANT TO TITLE 18 U.S.C. 2519

A.O. Number	Number Of Days in Oper- ation ⁴	Average Inter- cepts per Day	Number of ⁵			Costs		Number of					
			Persons Inter- cepted	Intercepts	Incrim- inating Intercepts	Total Cost in \$	Other Than Manpower in \$	Arrests	Trials	Motions to Suppress Intercepts ⁶			Persons Con- victed
										G	D	P	
4	20	31	42	614	81	26,109	2,546	-	-	-	-	-	-
MONTGOMERY (CONTINUED)													
5	21	1	14	18	3	RELATED TO NO. 6							
6	21	2	27	34	1	8,276	958	-	-	-	-	-	-
7	20	14	24	270	104	26,340	2,777	8	-	-	-	-	-
NORTHUMBERLAND													
1	NI	-	-	-	-	-	-	-	-	-	-	-	-
STATE ATTORNEY GENERAL													
1	44	27	243	1,205	179	143,803	7,297	-	-	-	-	-	-
2	8	9	18	73	17	43,166	1,037	-	-	-	-	-	-
3	30	63	227	1,894	582	1,232,605	5,432	20	-	1	1	1	16
4	6	9	20	56	12	15,514	964	-	-	-	-	-	-
5	5	35	14	175	90	RELATED TO NO. 7							
6	5	9	26	43	19	RELATED TO NO. 7							
7	5	14	32	69	28	28,762	2,546	-	-	-	-	-	-
8	29	13	12	366	94	RELATED TO NO. 17							
9	13	193	46	2,508	1,511	69,288	4,819	-	-	-	-	-	-
10	48	10	37	501	192	RELATED TO NO. 13							
11	60	19	41	1,111	658	RELATED TO NO. 13							
12	90	59	95	5,319	3,088	RELATED TO NO. 13							
13	90	33	48	3,004	1,073	533,385	34,379	-	-	-	-	-	-
14	53	10	79	519	-	RELATED TO NO. 15							
15	30	48	45	1,426	59	203,599	398	-	-	-	-	-	-
16	53	28	106	1,464	259	RELATED TO NO. 15							
17	23	7	37	155	28	RELATED TO NO. 18							
18	23	34	155	773	153	125,071	3,476	-	-	-	-	-	-

⁴ NI indicates never installed. I indicates installed but never used. NP indicates no prosecutor's report.

⁵ NR indicates not reported or could not be determined.

⁶ Motions: G=Granted, D=Denied, P=Pending.

* This wiretap was terminated during 1995 or 1996, but was not reported at that time because it was part of an ongoing investigation.

**This wiretap was terminated during 1997, but was not reported at that time because it was part of an ongoing investigation.

TABLE B-1

STATE PENNSYLVANIA

CALENDAR YEAR 1998

**REPORT BY JUDGES OF COURT-AUTHORIZED INTERCEPTS OF WIRE, ORAL, OR ELECTRONIC COMMUNICATIONS
PURSUANT TO TITLE 18 U.S.C. 2519**

A.O. Number	Authorizing Official		Offense Specified	Intercept		Date of Application and (Amendment)	Authorized Length		
	Judge	Prosecutor ¹		Type ²	Place ³		Original Order (Days)	Number of Extensions	Total Length (Days)
STATE ATTORNEY GENERAL (CONTINUED)									
19	SCHILLER	FISHER	NARCOTICS	P	S	05/12/1998	30	-	30
20	SCHILLER	FISHER	NARCOTICS	E	O12	05/12/1998	30	-	30
21	MELVIN	FISHER	RACKETEERING	P	B	06/12/1998	30	-	30
22	MELVIN	FISHER	RACKETEERING	P	B	06/12/1998	30	-	30
23	JOHNSON	FISHER	RACKETEERING	P	B	07/14/1998	30	-	30
24	JOHNSON	FISHER	RACKETEERING	P	S	07/14/1998	30	-	30
25	JOHNSON	FISHER	RACKETEERING	P	B	07/14/1998	30	-	30
26	MELVIN	FISHER	RACKETEERING	M	B	08/07/1998	30	1	60
27	LALLY-GREEN	FISHER	RACKETEERING	P	S	08/12/1998	30	-	30
28	LALLY-GREEN	FISHER	RACKETEERING	E	O8	08/12/1998	30	-	30
29	JOHNSON	FISHER	RACKETEERING	P	S	09/01/1998	30	-	30
30	LALLY-GREEN	FISHER	RACKETEERING	P	S	09/02/1998	30	1	60
31	STEVENS	FISHER	NARCOTICS	P	S	09/15/1998	30	-	30
32	LALLY-GREEN	FISHER	RACKETEERING	P	S	10/01/1998	30	-	30
33	KELLY	FISHER	NARCOTICS	E	O8	10/22/1998	30	1	60
34	LALLY-GREEN	FISHER	NARCOTICS	P	A	10/29/1998	30	-	30
35	HUDOCK	FISHER	NARCOTICS	E	O12	11/03/1998	30	-	30
36	HUDOCK	FISHER	NARCOTICS	P	A	11/04/1998	30	-	30
37	HUDOCK	FISHER	NARCOTICS	E	O12	11/04/1998	30	-	30
38	HUDOCK	FISHER	NARCOTICS	E	O8	11/04/1998	30	-	30
39	HUDOCK	FISHER	NARCOTICS	E	O12	11/10/1998	30	-	30
40	LALLY-GREEN	FISHER	RACKETEERING	P	S	11/11/1998	30	-	30
41	LALLY-GREEN	FISHER	RACKETEERING	E	O8	11/11/1998	30	-	30
42	SCHILLER	FISHER	NARCOTICS	P	A	11/23/1998	30	-	30

¹ The prosecuting official authorized the filing of the application under provisions of the state's statute. (See Table 1 for this state's statutory citation.)

² Type: P=Phone Wire, M=Micro-Eavesdrop, E=Electronic, NR=Not Reported.

³ Place: S=Single Family Dwelling, A=Apartment, M=Multiple Dwelling, B=Business, R=Roving, O=Other.

Other: 6=Automobile/Van, 7=Briefcase, 8=Cellular/Mobile Phone, 9=Cemetery, 10=Closed Circuit TV, 11=Container, 12=Digital Display Pager, 13=Facsimile, 14=Garage/Parking Lot, 15=Hospital, 16=Hotel Room/Motel Room, 17=Jail, 18=Mobile Home/Trailer, 19=Package/Cargo, 20=Pay Phone, 21=Pen Register, 22=Prison, 23=Social Club, 24=Storage, 25=Telefax, 26=Courthouse, 27=Street, 28=Computer, 29=School.

TABLE B-1
STATE PENNSYLVANIA

CALENDAR YEAR 1998

REPORT BY PROSECUTORS OF COURT-AUTHORIZED INTERCEPTS OF WIRE, ORAL, OR ELECTRONIC COMMUNICATIONS
PURSUANT TO TITLE 18 U.S.C. 2519

A.O. Number	Number Of Days in Oper- ation ⁴	Average Inter- cepts per Day	Number of ⁵			Costs		Number of						
			Persons Inter- cepted	Intercepts	Incrim- inating Intercepts	Total Cost in \$	Other Than Manpower in \$	Arrests	Trials	Motions to Suppress Intercepts ⁶			Persons Con- victed	
										G	D	P		
STATE ATTORNEY GENERAL (CONTINUED)														
19	30	25	47	735	195	RELATED TO NO. 15								
20	30	11	42	316	-	RELATED TO NO. 15								
21	30	21	56	626	173	RELATED TO NO. 13								
22	26	14	39	368	104	RELATED TO NO. 13								
23	16	28	28	448	30	RELATED TO NO. 24								
24	24	75	53	1,810	307	138,811	9,701	-	-	-	-	-	-	
25	16	14	19	218	18	RELATED TO NO. 24								
26	55	1	33	70	-	32,868	1,350	-	-	-	-	-	-	
27	27	105	64	2,847	244	1,396,589	33,852	-	-	-	-	-	-	
28	28	50	49	1,410	248	RELATED TO NO. 27								
29	9	29	33	265	12	RELATED TO NO. 27								
30	56	129	72	7,200	702	RELATED TO NO. 27								
31	10	17	34	172	27	25,874	2,230	-	-	-	-	-	-	
32	21	36	27	751	18	RELATED TO NO. 27								
33	52	5	17	257	99	93,524	3,524	-	-	-	-	-	-	
34	24	60	45	1,443	316	RELATED TO NO. 27								
35	NI	-	-	-	-	-	-	-	-	-	-	-	-	
36	13	45	120	579	55	RELATED TO NO. 44								
37	30	28	112	844	436	RELATED TO NO. 44								
38	13	45	173	585	107	RELATED TO NO. 44								
39	30	37	61	1,097	567	RELATED TO NO. 44								
40	30	95	68	2,837	432	RELATED TO NO. 27								
41	30	95	68	2,837	432	RELATED TO NO. 27								
42	26	6	27	161	51	RELATED TO NO. 33								

⁴ NI indicates never installed. I indicates installed but never used. NP indicates no prosecutor's report.

⁵ NR indicates not reported or could not be determined.

⁶ Motions: G=Granted, D=Denied, P=Pending.

* This wiretap was terminated during 1995 or 1996, but was not reported at that time because it was part of an ongoing investigation.

**This wiretap was terminated during 1997, but was not reported at that time because it was part of an ongoing investigation.

TABLE B-1
STATE PENNSYLVANIA

CALENDAR YEAR 1998

REPORT BY JUDGES OF COURT-AUTHORIZED INTERCEPTS OF WIRE, ORAL, OR ELECTRONIC COMMUNICATIONS
PURSUANT TO TITLE 18 U.S.C. 2519

A.O. Number	Authorizing Official		Offense Specified	Intercept		Date of Application and (Amendment)	Authorized Length		
	Judge	Prosecutor ¹		Type ²	Place ³		Original Order (Days)	Number of Extensions	Total Length (Days)

STATE ATTORNEY GENERAL (CONTINUED)

43	SCHILLER	FISHER	NARCOTICS	P	S	11/23/1998	30	1	60
44	HUDOCK	FISHER	NARCOTICS	E	O8	11/25/1998	30	-	30
45	HUDOCK	FISHER	NARCOTICS	P	A	11/25/1998	30	-	30

¹The prosecuting official authorized the filing of the application under provisions of the state's statute. (See Table 1 for this state's statutory citation.)

²Type: P=Phone Wire, M=Micro-Eavesdrop, E=Electronic, NR=Not Reported.

³Place: S=Single Family Dwelling, A=Apartment, M=Multiple Dwelling, B=Business, R=Roving, O=Other.

Other: 6=Automobile/Van, 7=Briefcase, 8=Cellular/Mobile Phone, 9=Cemetery, 10=Closed Circuit TV, 11=Container, 12=Digital Display Pager, 13=Facsimile, 14=Garage/Parking Lot, 15=Hospital, 16=Hotel Room/Motel Room, 17=Jail, 18=Mobile Home/Trailer, 19=Package/Cargo, 20=Pay Phone, 21=Pen Register, 22=Prison, 23=Social Club, 24=Storage, 25=Telefax, 26=Courthouse, 27=Street, 28=Computer, 29=School.

REPORT BY PROSECUTORS OF COURT-AUTHORIZED INTERCEPTS OF WIRE, ORAL, OR ELECTRONIC COMMUNICATIONS
PURSUANT TO TITLE 18 U.S.C. 2519

A.O. Number	Number Of Days in Oper- ation ⁴	Average Inter- cepts per Day	Number of ⁵			Costs		Number of					
			Persons Inter- cepted	Intercepts	Incrim- inating Intercepts	Total Cost in \$	Other Than Manpower in \$	Arrests	Trials	Motions to Suppress Intercepts ⁶			Persons Con- victed
										G	D	P	

STATE ATTORNEY GENERAL (CONTINUED)

43	NP	-	-	-	-	-	-	-	-	-	-	-	-
44	14	47	135	652	139	111,023	10,935	2	-	-	-	-	-

⁴ NI indicates never installed. I indicates installed but never used. NP indicates no prosecutor's report.

⁵ NR indicates not reported or could not be determined.

⁶ Motions: G=Granted, D=Denied, P=Pending.

* This wiretap was terminated during 1995 or 1996, but was not reported at that time because it was part of an ongoing investigation.

**This wiretap was terminated during 1997, but was not reported at that time because it was part of an ongoing investigation.

REPORT BY JUDGES OF COURT-AUTHORIZED INTERCEPTS OF WIRE, ORAL, OR ELECTRONIC COMMUNICATIONS
PURSUANT TO TITLE 18 U.S.C. 2519

A.O. Number	Authorizing Official		Offense Specified	Intercept		Date of Application and (Amendment)	Authorized Length		
	Judge	Prosecutor ¹		Type ²	Place ³		Original Order (Days)	Number of Extensions	Total Length (Days)
NACOGDOCHES									
1	WARDER	JAMES	NARCOTICS	P	A	05/21/1998	30	-	30
2	WARDER	JAMES	NARCOTICS	P	A	05/21/1998	30	-	30
3	WARDER	JAMES	NARCOTICS	P	S	06/08/1998	30	-	30
POTTER									
1	YOUNG	KING	NARCOTICS	P	S	09/16/1998	30	1	40
2	YOUNG	KING	NARCOTICS	P	S	10/15/1998	10	-	10

¹The prosecuting official authorized the filing of the application under provisions of the state's statute. (See Table 1 for this state's statutory citation.)²Type: P=Phone Wire, M=Micro-Eavesdrop, E=Electronic, NR=Not Reported.³Place: S=Single Family Dwelling, A=Apartment, M=Multiple Dwelling, B=Business, R=Roving, O=Other.

Other: 6=Automobile/Van, 7=Briefcase, 8=Cellular/Mobile Phone, 9=Cemetery, 10=Closed Circuit TV, 11=Container, 12=Digital Display Pager, 13=Facsimile, 14=Garage/Parking Lot, 15=Hospital, 16=Hotel Room/Motel Room, 17=Jail, 18=Mobile Home/Trailer, 19=Package/Cargo, 20=Pay Phone, 21=Pen Register, 22=Prison, 23=Social Club, 24=Storage, 25=Telefax, 26=Courthouse, 27=Street, 28=Computer, 29=School.

TABLE B-1
STATE TEXAS

CALENDAR YEAR 1998

REPORT BY PROSECUTORS OF COURT-AUTHORIZED INTERCEPTS OF WIRE, ORAL, OR ELECTRONIC COMMUNICATIONS
PURSUANT TO TITLE 18 U.S.C. 2519

A.O. Number	Number Of Days in Oper- ation ⁴	Average Inter- cepts per Day	Number of ⁵			Costs		Number of					
			Persons Inter- cepted	Intercepts	Incrim- inating Intercepts	Total Cost in \$	Other Than Manpower in \$	Arrests	Trials	Motions to Suppress Intercepts ⁶			Persons Con- victed
										G	D	P	
45 NACOGDOCHES	14	25	59	354	53	RELATED TO NO. 44							
1	30	60	22	1,808	26	RELATED TO NO. 2							
2	30	70	57	2,088	87	75,799	2,825	-	-	-	-	-	-
3 POTTER	12	31	14	367	10	RELATED TO NO. 2							
1	39	29	27	1,129	23	307,877	12,718	-	-	-	-	-	-
2	10	140	15	1,396	6	RELATED TO NO. 1							

⁴ NI indicates never installed. I indicates installed but never used. NP indicates no prosecutor's report.

⁵ NR indicates not reported or could not be determined.

⁶ Motions: G=Granted, D=Denied, P=Pending.

* This wiretap was terminated during 1995 or 1996, but was not reported at that time because it was part of an ongoing investigation.

**This wiretap was terminated during 1997, but was not reported at that time because it was part of an ongoing investigation.

REPORT BY JUDGES OF COURT-AUTHORIZED INTERCEPTS OF WIRE, ORAL, OR ELECTRONIC COMMUNICATIONS
PURSUANT TO TITLE 18 U.S.C. 2519

A.O. Number	Authorizing Official		Offense Specified	Intercept		Date of Application and (Amendment)	Authorized Length		
	Judge	Prosecutor ¹		Type ²	Place ³		Original Order (Days)	Number of Extensions	Total Length (Days)
SALT LAKE									
1	LEWIS	GUNNARSON	NARCOTICS	P	A	07/20/1998	30	-	30
2	NOEL	GUNNARSON	NARCOTICS	E	O12	07/30/1998	30	2	90
3	NOEL	HARMS	NARCOTICS	P	A	08/07/1998	30	2	90
4	PEULER	HARMS	NARCOTICS	P	S	11/18/1998	30	-	30
5	PEULER	HARMS	NARCOTICS	P	A	11/18/1998	30	1	60
1**	WILKINSON	JONES	MURDER	E	O8	04/24/1997	30	-	30
2**	LEWIS	JONES	NARCOTICS	PE	AO8	05/27/1997	30	-	30

¹The prosecuting official authorized the filing of the application under provisions of the state's statute. (See Table 1 for this state's statutory citation.)²Type: P=Phone Wire, M=Micro-Eavesdrop, E=Electronic, NR=Not Reported.³Place: S=Single Family Dwelling, A=Apartment, M=Multiple Dwelling, B=Business, R=Roving, O=Other.

Other: 6=Automobile/Van, 7=Briefcase, 8=Cellular/Mobile Phone, 9=Cemetery, 10=Closed Circuit TV, 11=Container, 12=Digital Display Pager, 13=Facsimile, 14=Garage/Parking Lot, 15=Hospital, 16=Hotel Room/Motel Room, 17=Jail, 18=Mobile Home/Trailer, 19=Package/Cargo, 20=Pay Phone, 21=Pen Register, 22=Prison, 23=Social Club, 24=Storage, 25=Telefax, 26=Courthouse, 27=Street, 28=Computer, 29=School.

TABLE B-1
STATE UTAH

CALENDAR YEAR 1998

REPORT BY PROSECUTORS OF COURT-AUTHORIZED INTERCEPTS OF WIRE, ORAL, OR ELECTRONIC COMMUNICATIONS
PURSUANT TO TITLE 18 U.S.C. 2519

A.O. Number	Number Of Days in Oper- ation ⁴	Average Inter- cepts per Day	Number of ⁵			Costs		Number of					
			Persons Inter- cepted	Intercepts	Incrim- inating Intercepts	Total Cost in \$	Other Than Manpower in \$	Arrests	Trials	Motions to Suppress Intercepts ⁶			Persons Con- victed
										G	D	P	
SALT LAKE													
1	19	49	NR	923	31	11,871	2,000	-	-	-	-	-	-
2	87	1	NR	91	NR	500	-	-	-	-	-	-	-
3	82	24	NR	1,956	215	92,934	3,000	-	-	-	-	-	-
4	21	84	NR	1,771	59	25,032	2,000	-	-	-	-	-	-
5	37	31	NR	1,129	43	43,580	3,000	-	-	-	-	-	-
1**	4	22	26	88	5	10,700	3,500	3	2	-	-	-	2
2**	30	110	92	3,292	454	55,800	15,400	5	-	-	-	-	-

⁴ NI indicates never installed. I indicates installed but never used. NP indicates no prosecutor's report.

⁵ NR indicates not reported or could not be determined.

⁶ Motions: G=Granted, D=Denied, P=Pending.

* This wiretap was terminated during 1995 or 1996, but was not reported at that time because it was part of an ongoing investigation.

**This wiretap was terminated during 1997, but was not reported at that time because it was part of an ongoing investigation.

SUPPLEMENTARY REPORT BY PROSECUTORS FOR INTERCEPTS TERMINATED IN CALENDAR YEAR 1989
AS OF DECEMBER 31, 1998

State, County	A.O. Report Number in 1989 Report ¹	Date of Application	Additional Activity During Calendar Year 1998							
			Total Cost in \$	Persons Arrested	Trials Completed	Motions to Suppress Intercepts ²			Persons Con- victed	Offense for Which Convicted
						G	D	P		
PENNSYLVANIA										
STATE ATTORNEY GENERAL	23	08/29/1989	-	-	-	-	-	-	1	RACKETEERING

¹ A sequence of report numbers followed by parentheses indicates reports involving the same investigation.² Motions: G = Granted, D = Denied, P = Pending.

SUPPLEMENTARY REPORT BY PROSECUTORS FOR INTERCEPTS TERMINATED IN CALENDAR YEAR 1991
AS OF DECEMBER 31, 1998

State, County	A.O. Report Number in 1991 Report¹	Date of Application	Additional Activity During Calendar Year 1998							
			Total Cost in \$	Persons Arrested	Trials Completed	Motions to Suppress Intercepts²			Persons Con- victed	Offense for Which Convicted
						G	D	P		
NEW JERSEY										
STATE ATTORNEY GENERAL	**45	12/03/1990	-	-	-	-	-	-	1	BRIBERY
PENNSYLVANIA										
STATE ATTORNEY GENERAL	7	03/26/1991	-	-	1	-	-	-	1	NARCOTICS

¹ A sequence of report numbers followed by parentheses indicates reports involving the same investigation.² Motions: G = Granted, D = Denied, P = Pending.

SUPPLEMENTARY REPORT BY PROSECUTORS FOR INTERCEPTS TERMINATED IN CALENDAR YEAR 1992
AS OF DECEMBER 31, 1998

State, County	A.O. Report Number in 1992 Report	Date of Application	Additional Activity During Calendar Year 1998							
			Total Cost in \$	Persons Arrested	Trials Completed	Motions to Suppress Intercepts ²			Persons Con- victed	Offense for Which Convicted
						G	D	P		
ARIZONA										
MARICOPA	5)	07/17/1992	-	-	1	-	1	-	1	NARCOTICS
	7)	07/23/1992	-	-	-	-	-	-	2	NARCOTICS
NEW YORK										
NEW YORK	20	03/13/1992	-	20	-	-	-	4	14	FRAUD
	35	06/17/1992	-	-	19	-	11	-	19	RACKETEERING

¹ A sequence of report numbers followed by parentheses indicates reports involving the same investigation.² Motions: G = Granted, D = Denied, P = Pending.

SUPPLEMENTARY REPORT BY PROSECUTORS FOR INTERCEPTS TERMINATED IN CALENDAR YEAR 1993
AS OF DECEMBER 31, 1998

State, County	A.O. Report Number in 1993 Report ¹	Date of Application	Additional Activity During Calendar Year 1998							Persons Con- victed	Offense for Which Convicted
			Total Cost in \$	Persons Arrested	Trials Completed	Motions to Suppress Intercepts ²					
						G	D	P			
NEW JERSEY											
MERCER	36	06/08/1993	-	3	-	-	-	-	3	NARCOTICS	
	48	10/01/1993	-	17	-	-	-	1	13	NARCOTICS	
	50	10/01/1993	-	17	-	-	-	1	14	NARCOTICS	
WYOMING											
STATE ATTORNEY GENERAL	1	06/01/1993	37,000	4	-	-	-	-	-		

¹ A sequence of report numbers followed by parentheses indicates reports involving the same investigation.² Motions: G = Granted, D = Denied, P = Pending.

SUPPLEMENTARY REPORT BY PROSECUTORS FOR INTERCEPTS TERMINATED IN CALENDAR YEAR 1994
AS OF DECEMBER 31, 1998

State, County	A.O. Report Number in 1994 Report ¹	Date of Application	Additional Activity During Calendar Year 1998							
			Total Cost in \$	Persons Arrested	Trials Completed	Motions to Suppress Intercepts ²			Persons Con- victed	Offense for Which Convicted
						G	D	P		
ARIZONA										
MARICOPA	**5	10/01/1993	-	1	-	-	-	-	1	NARCOTICS
NEW YORK										
NEW YORK	9	02/07/1994	-	4	1	-	-	-	2	FRAUD
	10	02/07/1994	-	-	-	-	-	-	3	LARCENY
	11	02/08/1994	-	-	-	-	-	-	1	BRIBERY
	12)	03/10/1994	-	-	-	-	-	-	1	FRAUD
	14)	05/05/1994	-	-	-	-	-	-	2	BRIBERY
	18	11/19/1994	-	4	-	-	-	-	3	BRIBERY
QUEENS	14	04/22/1994	-	-	1	-	-	-	1	RACKETEERING

¹ A sequence of report numbers followed by parentheses indicates reports involving the same investigation.

² Motions: G = Granted, D = Denied, P = Pending.

SUPPLEMENTARY REPORT BY PROSECUTORS FOR INTERCEPTS TERMINATED IN CALENDAR YEAR 1995
AS OF DECEMBER 31, 1998

State, County	A.O. Report Number in 1995 Report ¹	Date of Application	Additional Activity During Calendar Year 1998							
			Total Cost in \$	Persons Arrested	Trials Completed	Motions to Suppress Intercepts ²			Persons Convicted	Offense for Which Convicted
						G	D	P		
ARIZONA										
STATE ATTORNEY GENERAL	1	02/21/1995	-	-	-	-	1	-	1	NARCOTICS
	2	05/10/1995	-	2	-	-	-	-	2	\$LAUNDERING
	4	05/31/1995	-	33	-	-	1	-	15	NARCOTICS
	5	10/27/1995	-	84	-	-	1	-	57	CONSPIRACY
MARYLAND										
HOWARD	1	10/11/1995	-	-	15	-	-	2	5	NARCOTICS
NEW JERSEY										
MORRIS	1	02/10/1995	-	-	-	-	-	-	3	NARCOTICS
	2	02/25/1995	-	-	-	-	-	-	4	NARCOTICS
NEW YORK										
NASSAU	29	10/19/1995	-	-	3	-	-	-	3	NARCOTICS
NY ORGANIZED CRIME TASK FORCE	3	08/12/1994	-	40	-	-	-	13	34	RACKETEERING
	6	04/29/1994	-	7	-	-	4	-	7	NARCOTICS
	8	03/24/1995	-	1	-	-	-	-	1	GAMBLING
QUEENS	3	08/11/1995	-	3	-	-	8	-	10	NARCOTICS
	10	05/03/1995	-	5	-	-	5	-	5	NARCOTICS
SUFFOLK	29)	06/30/1995	-	-	-	-	-	-	1	NARCOTICS
	30)	06/30/1995	-	-	-	-	-	-	-	
	31)	07/28/1995	-	-	-	-	-	-	-	
	32)	07/28/1995	-	-	-	-	-	-	-	
	33)	07/28/1995	-	-	-	-	-	-	-	
	34)	08/09/1995	-	-	-	-	-	-	-	
	35)	08/23/1995	-	-	-	-	-	-	-	
	36)	08/23/1995	-	-	-	-	-	-	-	

¹ A sequence of report numbers followed by parentheses indicates reports involving the same investigation.² Motions: G = Granted, D = Denied, P = Pending.

SUPPLEMENTARY REPORT BY PROSECUTORS FOR INTERCEPTS TERMINATED IN CALENDAR YEAR 1995
AS OF DECEMBER 31, 1998 (CONTINUED)

State, County	A.O. Report Number in 1995 Report¹	Date of Application	Additional Activity During Calendar Year 1998							
			Total Cost in \$	Persons Arrested	Trials Completed	Motions to Suppress Intercepts²			Persons Con- victed	Offense for Which Convicted
						G	D	P		
PENNSYLVANIA										
STATE ATTORNEY GENERAL	13	02/09/1995	-	-	-	-	-	-	1	GAMBLING
	14	02/09/1995	-	-	-	-	-	-	1	GAMBLING
	20	03/14/1995	-	-	-	-	-	-	1	GAMBLING
	21	03/14/1995	-	-	-	-	-	-	1	GAMBLING
	24	03/20/1995	-	-	-	-	-	-	2	NARCOTICS
	29	05/09/1995	-	-	-	-	-	-	2	NARCOTICS
	36	07/05/1995	-	6	-	-	-	-	2	NARCOTICS
	43	09/07/1995	-	-	28	2	20	2	30	GAMBLING
	44	09/07/1995	-	-	-	-	-	-	8	NARCOTICS
	47	09/22/1995	-	-	-	-	-	-	8	NARCOTICS
	53	11/09/1995	-	-	10	-	-	-	10	NARCOTICS
UTAH										
SALT LAKE	1	10/23/1995	-	6	-	-	5	-	6	NARCOTICS

¹ A sequence of report numbers followed by parentheses indicates reports involving the same investigation.² Motions: G = Granted, D = Denied, P = Pending.

SUPPLEMENTARY REPORT BY PROSECUTORS FOR INTERCEPTS TERMINATED IN CALENDAR YEAR 1996
AS OF DECEMBER 31, 1998

State, County	A.O. Report Number in 1996 Report ¹	Date of Application	Additional Activity During Calendar Year 1998							Persons Con- victed	Offense for Which Convicted
			Total Cost in \$	Persons Arrested	Trials Completed	Motions to Suppress Intercepts ²					
						G	D	P			
ARIZONA											
MARICOPA	3	10/25/1996	-	-	-	-	-	-	4	NARCOTICS	
STATE ATTORNEY GENERAL	2	03/05/1996	-	15	-	-	-	-	9	CONSPIRACY	
CALIFORNIA											
LOS ANGELES	9*	(See Appendix Table B-1 in this year's report.)									
FLORIDA											
1ST JUDICIAL CIRCUIT (ESCAMBRIA)	1	11/25/1996	4,000	3	-	3	-	-	-		
2ND JUDICIAL CIRCUIT (LEON)	4	06/14/1996	-	16	-	-	-	-	2	CONSPIRACY	
18TH JUDICIAL CIRCUIT (BREVARD/SEMINOLE)	16	05/07/1996	-	5	-	-	-	-	3	NARCOTICS	
	18)	06/25/1996	-	8	-	-	-	-	3	NARCOTICS	
	19)	07/08/1996	-	-	-	-	-	-	-		
	20)	07/15/1996	-	-	-	-	-	-	-		
	21)	08/02/1996	-	-	-	-	-	-	-		
	22)	08/02/1996	-	-	-	-	-	-	-		
	23)	08/23/1996	-	-	-	-	-	-	-		
	30)	10/29/1996	-	22	-	-	-	-	7	NARCOTICS	
	31)	10/28/1996	-	-	-	-	-	-	-		
GEORGIA											
GWINNETT	1)	05/01/1996	-	-	-	-	-	15	3	NARCOTICS	
	2)	05/01/1996	-	-	-	-	-	-	-		
IOWA											
STATE ATTORNEY GENERAL	1	10/18/1996	-	-	-	-	-	-	9	NARCOTICS	
NEVADA											
CLARK	12	08/15/1996	-	1	-	-	-	-	1	EXTORTION	
NEW JERSEY											
BERGEN	7)	02/23/1996	366,260	7	-	-	-	-	-		
	8)	04/01/1996	-	-	-	-	-	-	-		
	9)	04/04/1996	-	-	-	-	-	-	-		
	10)	04/19/1996	-	-	-	-	-	-	-		

¹ A sequence of report numbers followed by parentheses indicates reports involving the same investigation.² Motions: G = Granted, D = Denied, P = Pending.

SUPPLEMENTARY REPORT BY PROSECUTORS FOR INTERCEPTS TERMINATED IN CALENDAR YEAR 1996
AS OF DECEMBER 31, 1998 (CONTINUED)

State, County	A.O. Report Number in 1996 Report	Date of Application	Additional Activity During Calendar Year 1998							
			Total Cost in \$	Persons Arrested	Trials Completed	Motions to Suppress Intercepts ¹			Persons Con- victed	Offense for Which Convicted
						G	D	P		
BERGEN (CONTINUED)										
	11)	05/10/1996	-	-	-	-	-	-	-	
	12)	05/10/1996	-	-	-	-	-	-	-	
	13)	05/17/1996	-	-	-	-	-	-	-	
	14)	05/30/1996	-	-	-	-	-	-	-	
	15)	05/30/1996	-	-	-	-	-	-	-	
ESSEX	1)	09/15/1995	-	-	-	-	-	-	3	NARCOTICS
	2)	09/15/1995	-	-	-	-	-	-	-	
	3)	10/05/1995	-	-	-	-	-	-	-	
	4)	10/05/1995	-	-	-	-	-	-	-	
	5)	10/05/1995	-	-	-	-	-	-	-	
	6)	07/03/1996	-	-	-	-	-	-	5	NARCOTICS
	7)	07/03/1996	-	-	-	-	-	-	-	
	8)	08/19/1996	-	-	-	-	-	-	-	
	9)	08/19/1996	-	-	-	-	-	-	-	
	10)	08/19/1996	-	-	-	-	-	-	-	
	11)	08/19/1996	-	-	-	-	-	-	-	
	12)	08/19/1996	-	-	-	-	-	-	-	
MERCER										
	2)	02/16/1996	-	11	-	-	-	-	10	NARCOTICS
	4)	03/08/1996	-	-	-	-	-	-	-	
MIDDLESEX										
	7	10/22/1996	-	-	1	-	-	-	1	NARCOTICS
	8	10/24/1996	-	-	-	-	-	-	3	NARCOTICS
STATE ATTORNEY GENERAL										
	1	03/28/1996	23,501	-	-	-	-	-	-	
	7	01/19/1996	-	-	-	-	-	-	2	RACKETEERING

¹ A sequence of report numbers followed by parentheses indicates reports involving the same investigation.² Motions: G = Granted, D = Denied, P = Pending.

SUPPLEMENTARY REPORT BY PROSECUTORS FOR INTERCEPTS TERMINATED IN CALENDAR YEAR 1996
AS OF DECEMBER 31, 1998 (CONTINUED)

State, County	A.O. Report Number in 1996 Report¹	Date of Application	Additional Activity During Calendar Year 1998							
			Total Cost in \$	Persons Arrested	Trials Completed	Motions to Suppress Intercepts²			Persons Con- victed	Offense for Which Convicted
						G	D	P		
NEW YORK										
NASSAU	5	10/04/1996	-	-	1	-	-	-	1	FORGERY
NEW YORK	7	07/09/1996	-	-	-	-	-	-	1	FRAUD
	8	07/09/1996	-	1	-	-	-	-	1	FRAUD
	9	07/09/1996	-	-	-	-	-	-	1	FRAUD
	10	07/12/1996	-	-	-	-	-	-	1	FRAUD
NY ORGANIZED CRIME TASK FORCE	8	04/23/1996	-	22	5	-	-	-	21	NARCOTICS
QUEENS	2	07/16/1996	-	-	1	-	12	-	12	NARCOTICS
	6	05/01/1996	-	-	-	-	10	-	10	NARCOTICS
	7	07/11/1996	-	-	-	-	-	-	1	MURDER
SUFFOLK	20)	05/14/1996	-	-	-	-	-	-	4	NARCOTICS
	21)	05/14/1996	-	-	-	-	-	-	-	
	22)	05/14/1996	-	-	-	-	-	-	-	
	25)	06/12/1996	-	-	-	-	-	-	-	
	26)	07/03/1996	-	-	-	-	-	-	6	NARCOTICS
	27)	07/03/1996	-	-	-	-	-	-	-	
	28)	07/03/1996	-	-	-	-	-	-	-	
	29)	07/19/1996	-	-	-	-	-	-	-	
	30)	07/19/1996	-	-	-	-	-	-	-	
	31)	07/19/1996	-	-	-	-	-	-	-	
WESTCHESTER	13	09/27/1996	-	1	-	-	1	-	1	GAMBLING
PENNSYLVANIA										
CUMBERLAND	1	09/06/1996	94	1	-	-	-	-	-	
STATE ATTORNEY GENERAL	8)	10/02/1996	-	8	-	-	-	-	8	NARCOTICS
	9)	10/21/1996	-	-	-	-	-	-	-	
	13)	11/22/1996	-	-	-	-	-	-	-	
	14)	11/22/1996	-	-	-	-	-	-	-	
	15)	11/22/1996	-	-	-	-	-	-	-	

¹ A sequence of report numbers followed by parentheses indicates reports involving the same investigation.² Motions: G = Granted, D = Denied, P = Pending.

SUPPLEMENTARY REPORT BY PROSECUTORS FOR INTERCEPTS TERMINATED IN CALENDAR YEAR 1997
AS OF DECEMBER 31, 1998

State, County	A.O. Report Number in 1997 Report	Date of Application	Additional Activity During Calendar Year 1998							Persons Con- victed	Offense for Which Convicted
			Total Cost in \$	Persons Arrested	Trials Completed	Motions to Suppress Intercepts ¹					
						G	D	P			
ARIZONA											
MARICOPA	4	05/19/1997	-	-	-	-	-	-	19	NARCOTICS	
	5	09/05/1997	-	4	-	-	-	-	30	NARCOTICS	
	6	11/03/1997	-	-	-	-	-	-	10	NARCOTICS	
STATE ATTORNEY GENERAL	1**	(See Appendix Table B-1 in this year's report.)									
CALIFORNIA											
LOS ANGELES	25**	(See Appendix Table B-1 in this year's report.)									
	26**	(See Appendix Table B-1 in this year's report.)									
	27**	(See Appendix Table B-1 in this year's report.)									
	28**	(See Appendix Table B-1 in this year's report.)									
	29**	(See Appendix Table B-1 in this year's report.)									
SAN BERNARDINO	1**	(See Appendix Table B-1 in this year's report.)									
	2**	(See Appendix Table B-1 in this year's report.)									
	3**	(See Appendix Table B-1 in this year's report.)									
	4**	(See Appendix Table B-1 in this year's report.)									
	5**	(See Appendix Table B-1 in this year's report.)									
	6**	(See Appendix Table B-1 in this year's report.)									
	7**	(See Appendix Table B-1 in this year's report.)									
	8**	(See Appendix Table B-1 in this year's report.)									
	9**	(See Appendix Table B-1 in this year's report.)									
	10**	(See Appendix Table B-1 in this year's report.)									
	11**	(See Appendix Table B-1 in this year's report.)									
	12**	(See Appendix Table B-1 in this year's report.)									
	13**	(See Appendix Table B-1 in this year's report.)									
	14**	(See Appendix Table B-1 in this year's report.)									
	15**	(See Appendix Table B-1 in this year's report.)									
	16**	(See Appendix Table B-1 in this year's report.)									
	17**	(See Appendix Table B-1 in this year's report.)									

¹ A sequence of report numbers followed by parentheses indicates reports involving the same investigation.² Motions: G = Granted, D = Denied, P = Pending.

SUPPLEMENTARY REPORT BY PROSECUTORS FOR INTERCEPTS TERMINATED IN CALENDAR YEAR 1997
AS OF DECEMBER 31, 1998 (CONTINUED)

State, County	A.O. Report Number in 1997 Report¹	Date of Application	Additional Activity During Calendar Year 1998							Persons Con- victed	Offense for Which Convicted
			Total Cost in \$	Persons Arrested	Trials Completed	Motions to Suppress Intercepts²					
						G	D	P			
SAN BERNARDINO (CONTINUED)	18**	(See Appendix Table B-1 in this year's report.)									
	19**	(See Appendix Table B-1 in this year's report.)									
	20**	(See Appendix Table B-1 in this year's report.)									
	21**	(See Appendix Table B-1 in this year's report.)									
	22**	(See Appendix Table B-1 in this year's report.)									
COLORADO											
MESA	1	03/11/1997	-	-	-	-	-	-	4	RACKETEERING	
CONNECTICUT											
LITCHFIELD	1	04/11/1997	-	7	-	-	-	-	7	NARCOTICS	
	3	11/24/1997	-	5	-	-	-	-	2	NARCOTICS	
FLORIDA											
2ND JUDICIAL CIRCUIT (LEON)	1	01/24/1997	-	17	-	-	-	-	2	RACKETEERING	
	3	02/13/1997	-	4	-	-	-	-	1	THEFT	
	9	08/26/1997	-	24	-	-	-	-	20	CONSPIRACY	
	12	10/30/1997	-	6	-	-	-	-	-		
4TH JUDICIAL CIRCUIT (DUVAL)	1)	10/15/1997	-	2	-	-	-	-	2	NARCOTICS	
	2)	10/15/1997	-	1	-	-	-	-	1	RACKETEERING	
	3)	10/15/1997	-	1	1	-	-	-	-		
	4)	10/15/1997	-	2	-	-	-	-	-		
	5)	10/15/1997	-	1	1	-	-	-	-		
11TH JUDICIAL CIRCUIT (DADE)	1	12/26/1996	-	16	-	-	-	-	-		
	2	01/30/1997	-	15	-	-	-	-	15	NARCOTICS	
	5	03/07/1997	-	16	-	-	-	-	15	NARCOTICS	
	7	04/07/1997	-	15	-	-	-	-	15	NARCOTICS	
	9	06/13/1997	-	21	-	-	-	-	15	NARCOTICS	
	10	08/12/1997	-	-	1	-	1	-	9	RACKETEERING	
	13	10/07/1997	-	9	-	-	-	-	1	ROBBERY	

¹ A sequence of report numbers followed by parentheses indicates reports involving the same investigation.² Motions: G = Granted, D = Denied, P = Pending.

SUPPLEMENTARY REPORT BY PROSECUTORS FOR INTERCEPTS TERMINATED IN CALENDAR YEAR 1997
AS OF DECEMBER 31, 1998 (CONTINUED)

State, County	A.O. Report Number in 1997 Report¹	Date of Application	Additional Activity During Calendar Year 1998							
			Total Cost in \$	Persons Arrested	Trials Completed	Motions to Suppress Intercepts²			Persons Con- victed	Offense for Which Convicted
						G	D	P		
15TH JUDICIAL CIRCUIT (PALM BEACH)	1)	10/31/1997	-	-	-	-	-	-	1	RACKETEERING
	2)	10/31/1997	-	-	-	-	-	-	1	RACKETEERING
18TH JUDICIAL CIRCUIT (BREVARD/SEMINOLE)	1)	10/17/1997	-	23	-	-	-	-	11	NARCOTICS
	2)	10/17/1997	-	-	-	-	-	-	-	
	3)	10/17/1997	-	-	-	-	-	-	-	
	4)	10/17/1997	-	-	-	-	-	-	-	
	5)	10/17/1997	-	-	-	-	-	-	-	
GEORGIA GWINNETT	1)	01/31/1997	-	-	-	9	-	-	1	NARCOTICS
	2)	02/10/1997	-	-	-	-	-	-	-	
	3)	02/18/1997	-	-	-	-	-	-	-	
MARYLAND HARFORD	4	04/11/1997	-	-	23	-	4	-	23	NARCOTICS
NEBRASKA LANCASTER	1	01/08/1997	1,106	1	1	-	-	-	1	MURDER
	2	06/06/1997	-	2	-	-	-	-	1	FIREARMS
NEW JERSEY CAMDEN	1	01/03/1997	12,000	-	-	-	-	-	-	
	7	03/06/1997	18,200	3	-	-	-	-	-	
	8	03/13/1997	53,000	3	-	-	-	-	-	
	10	07/14/1997	53,000	7	-	-	-	-	-	
	13	08/23/1997	-	6	-	-	-	-	-	
	14	08/23/1997	46,000	-	-	-	-	-	-	
HUDSON	1	03/26/1997	3,600	2	-	-	-	-	-	
	2	05/08/1997	13,880	8	-	-	-	-	-	
	3	06/13/1997	51,400	11	-	-	-	-	5	NARCOTICS
HUNTERDON	1	05/09/1997	-	21	-	-	-	-	4	NARCOTICS

¹ A sequence of report numbers followed by parentheses indicates reports involving the same investigation.² Motions: G = Granted, D = Denied, P = Pending.

SUPPLEMENTARY REPORT BY PROSECUTORS FOR INTERCEPTS TERMINATED IN CALENDAR YEAR 1997
AS OF DECEMBER 31, 1998 (CONTINUED)

State, County	A.O. Report Number in 1997 Report ¹	Date of Application	Additional Activity During Calendar Year 1998							
			Total Cost in \$	Persons Arrested	Trials Completed	Motions to Suppress Intercepts ²			Persons Con- victed	Offense for Which Convicted
						G	D	P		
MERCER	1)	08/19/1997	250,530	33	-	-	-	-	33	NARCOTICS
	2)	09/29/1997	-	-	-	-	-	-	-	
MIDDLESEX	4	03/20/1997	-	-	-	-	-	-	15	NARCOTICS
	6	10/22/1997	-	-	-	-	-	-	4	NARCOTICS
	7	11/14/1997	-	-	-	-	-	-	4	GAMBLING
	8	11/26/1997	-	-	-	-	-	-	5	GAMBLING
STATE ATTORNEY GENERAL	9	12/04/1997	112,508	-	-	-	-	-	-	
NEVADA										
CLARK	3	04/10/1997	-	2	1	-	-	-	2	MURDER
NEW YORK										
KINGS	23)	11/18/1997	2,936	20	-	-	-	-	20	GAMBLING
	24)	11/18/1997	-	-	-	-	-	-	-	
	25	11/18/1997	3,650	-	-	-	-	-	-	
	26	11/18/1997	24,956	-	-	-	-	-	-	
	27	11/18/1997	28,626	-	-	-	-	-	-	
NASSAU	2	01/03/1997	-	-	5	-	-	-	5	GAMBLING
	3)	01/03/1997	-	-	2	-	-	-	2	GAMBLING
	4)	01/09/1997	-	-	11	-	-	-	11	LARCENY
	6)	01/29/1997	-	-	20	-	-	-	19	NARCOTICS
	11)	06/13/1997	-	-	1	-	-	-	1	NARCOTICS
	13)	07/28/1997	-	-	9	-	-	-	9	GAMBLING
NY ORGANIZED CRIME TASK FORCE	2	10/04/1996	-	16	-	-	-	16	-	
	4	01/10/1997	-	63	-	-	-	3	-	
	5	01/28/1997	-	4	-	-	-	-	4	GAMBLING
	6	01/28/1997	-	9	-	-	7	-	8	NARCOTICS
	7	02/10/1997	-	13	-	-	13	-	13	EXTORTION
	11	08/29/1997	-	1	-	-	-	-	-	
	13	09/19/1997	-	23	-	-	-	-	13	GAMBLING

¹ A sequence of report numbers followed by parentheses indicates reports involving the same investigation.² Motions: G = Granted, D = Denied, P = Pending.

SUPPLEMENTARY REPORT BY PROSECUTORS FOR INTERCEPTS TERMINATED IN CALENDAR YEAR 1997
AS OF DECEMBER 31, 1998 (CONTINUED)

State, County	A.O. Report Number in 1997 Report¹	Date of Application	Additional Activity During Calendar Year 1998							
			Total Cost in \$	Persons Arrested	Trials Completed	Motions to Suppress Intercepts²			Persons Con- victed	Offense for Which Convicted
						G	D	P		
NY ORGANIZED CRIME TASK FORCE (CONTINUED)	16	10/31/1997	-	35	-	-	-	11	14	GAMBLING
NYC SPECIAL NARCOTICS BUREAU	18	12/02/1997	-	1	-	-	-	-	-	NARCOTICS
	1)	10/24/1996	-	-	-	-	-	-	-	
	2)	12/06/1996	-	-	-	-	-	-	2	
	3)	12/10/1996	-	-	-	-	-	-	-	
	4)	12/10/1996	-	-	-	-	-	-	-	
	5)	12/10/1996	-	-	-	-	-	-	-	NARCOTICS
	9)	01/05/1997	-	-	-	-	-	-	-	
	10)	01/05/1997	-	-	-	-	-	-	-	
	14)	01/21/1997	-	-	-	-	-	-	-	
	15)	02/03/1997	-	-	-	-	-	-	1	
	16)	02/03/1997	-	-	-	-	-	-	-	
	17)	02/10/1997	-	-	-	-	-	-	-	
	18)	02/10/1997	-	-	-	-	-	-	-	
	19)	02/10/1997	-	-	-	-	-	-	-	
	20)	02/19/1997	-	-	-	-	-	-	-	
	21)	02/19/1997	-	-	-	-	-	-	-	
	22)	02/19/1997	-	-	-	-	-	-	-	
	23)	02/19/1997	-	-	-	-	-	-	-	
	24)	02/19/1997	-	-	-	-	-	-	-	
	25)	02/19/1997	-	-	-	-	-	-	-	
	26)	02/19/1997	-	-	-	-	-	-	-	
	27)	02/19/1997	-	-	-	-	-	-	-	
	28)	02/19/1997	-	-	-	-	-	-	-	
	29)	02/19/1997	-	-	-	-	-	-	-	
	30)	02/19/1997	-	-	-	-	-	-	-	
	31)	02/19/1997	-	-	-	-	-	-	-	

¹ A sequence of report numbers followed by parentheses indicates reports involving the same investigation.² Motions: G = Granted, D = Denied, P = Pending.

SUPPLEMENTARY REPORT BY PROSECUTORS FOR INTERCEPTS TERMINATED IN CALENDAR YEAR 1997
AS OF DECEMBER 31, 1998 (CONTINUED)

State, County	A.O. Report Number in 1997 Report ¹	Date of Application	Additional Activity During Calendar Year 1998							
			Total Cost in \$	Persons Arrested	Trials Completed	Motions to Suppress Intercepts ²			Persons Con- victed	Offense for Which Convicted
						G	D	P		
NYC SPECIAL NARCOTICS BUREAU (CONTINUED)	37)	03/03/1997	-	-	-	-	-	-	-	
	38)	03/03/1997	-	-	-	-	-	-	-	
	39)	03/03/1997	-	-	-	-	-	-	-	
	40)	03/06/1997	-	-	-	-	-	-	-	
	41)	03/11/1997	-	-	-	-	-	-	-	
	42)	03/11/1997	-	5	1	-	-	-	11	NARCOTICS
	43)	03/11/1997	-	-	-	-	-	-	-	
	44)	03/11/1997	-	-	-	-	-	-	-	
	45)	03/11/1997	-	-	-	-	-	-	-	
	46)	03/06/1997	-	-	-	-	-	-	-	
	47)	03/03/1997	-	-	-	-	-	-	-	
	48)	03/31/1997	-	-	-	-	2	-	4	NARCOTICS
	49)	04/03/1997	-	-	-	-	-	-	-	
	51)	04/03/1997	-	-	-	-	-	-	-	
	61)	04/23/1997	-	-	-	-	-	-	-	
	62)	04/23/1997	-	-	-	-	-	-	-	
	63)	04/30/1997	-	-	-	-	-	-	-	
	64)	04/30/1997	-	-	-	-	-	-	-	
	65)	04/30/1997	-	-	-	-	-	-	-	
	67)	04/30/1997	-	-	-	-	-	-	-	
	69)	05/09/1997	-	-	-	-	-	-	-	
	70)	05/09/1997	-	-	-	-	-	-	-	
	77)	05/23/1997	-	-	-	-	-	-	-	
	78)	05/29/1997	-	-	-	-	-	-	-	
	79)	06/06/1997	-	-	-	-	-	-	-	
	80)	06/06/1997	-	-	-	-	-	-	-	
	81)	06/06/1997	-	-	-	-	-	-	-	

¹ A sequence of report numbers followed by parentheses indicates reports involving the same investigation.² Motions: G = Granted, D = Denied, P = Pending.

SUPPLEMENTARY REPORT BY PROSECUTORS FOR INTERCEPTS TERMINATED IN CALENDAR YEAR 1997
AS OF DECEMBER 31, 1998 (CONTINUED)

State, County	A.O. Report Number in 1997 Report ¹	Date of Application	Additional Activity During Calendar Year 1998							Persons Con- victed	Offense for Which Convicted
			Total Cost in \$	Persons Arrested	Trials Completed	Motions to Suppress Intercepts ²					
						G	D	P			
NYC SPECIAL NARCOTICS BUREAU (CONTINUED)	82)	06/06/1997	-	-	-	-	-	-	-		
	83)	06/06/1997	-	-	-	-	-	-	-		
	88)	06/24/1997	-	-	1	-	-	-	5	NARCOTICS	
	89)	06/25/1997	-	-	-	-	-	-	-		
	97)	07/03/1997	-	-	-	-	-	-	-		
	100)	07/15/1997	315,175	-	-	-	-	-	-		
	101)	07/15/1997	-	-	-	-	-	-	-		
	106)	07/18/1997	-	-	-	-	-	-	-		
	108)	07/25/1997	-	-	-	-	-	-	-		
	110)	08/04/1997	-	-	-	-	-	-	-		
	111)	08/04/1997	-	-	-	-	-	-	-		
	115)	08/15/1997	-	-	-	-	-	-	-		
	116)	08/15/1997	-	-	-	-	-	-	-		
	117)	08/18/1997	-	-	-	-	-	-	-		
	118)	08/18/1997	-	-	-	-	-	-	-		
	119)	08/18/1997	-	-	-	-	-	-	-		
	124)	09/12/1997	-	-	-	-	-	-	-		
	125)	09/12/1997	-	1	-	-	-	-	-		
	130)	09/23/1997	-	-	-	-	-	-	-		
	131)	09/23/1997	-	-	-	-	-	-	-		
	144)	10/20/1997	-	-	-	-	-	-	-		
	145)	10/20/1997	-	-	-	-	-	-	-		
	146)	10/22/1997	-	-	-	-	-	-	-		
	147)	10/22/1997	18,816	3	1	-	-	4	12	NARCOTICS	
	153)	11/07/1997	-	-	-	-	-	-	-		
	154)	11/07/1997	-	-	-	-	-	-	-		

¹ A sequence of report numbers followed by parentheses indicates reports involving the same investigation.² Motions: G = Granted, D = Denied, P = Pending.

SUPPLEMENTARY REPORT BY PROSECUTORS FOR INTERCEPTS TERMINATED IN CALENDAR YEAR 1997
AS OF DECEMBER 31, 1998 (CONTINUED)

State, County	A.O. Report Number in 1997 Report¹	Date of Application	Additional Activity During Calendar Year 1998							
			Total Cost in \$	Persons Arrested	Trials Completed	Motions to Suppress Intercepts²			Persons Con- victed	Offense for Which Convicted
						G	D	P		
NYC SPECIAL NARCOTICS BUREAU (CONTINUED)	155)	11/07/1997	-	-	-	-	-	-	-	
	156)	11/07/1997	-	-	-	-	-	-	-	
	157)	11/18/1997	-	-	-	-	-	-	-	
	159)	12/01/1997	14,336	-	-	-	-	-	-	
	160)	12/02/1997	33,600	10	-	-	-	2	8	NARCOTICS
	91**)	10/24/1996	-	-	-	-	-	-	-	
	92**)	10/24/1996	-	-	-	-	-	-	-	
	93**)	10/24/1996	-	-	-	-	-	-	-	
	94**)	10/24/1996	-	-	-	-	-	-	-	
	95**)	10/29/1996	-	-	-	-	-	-	-	
	96**)	11/20/1996	-	-	-	-	-	-	-	
	97**)	11/20/1996	-	-	-	-	-	-	-	
ONONDAGA	2	04/01/1997	-	-	3	-	4	-	-	
QUEENS	4	10/02/1996	-	-	-	-	9	-	7	RACKETEERING
	6	11/22/1996	-	27	-	-	-	12	3	GAMBLING
	7	11/27/1996	-	-	-	-	5	-	5	NARCOTICS
	12	02/06/1997	-	15	-	-	-	15	-	
	14	04/02/1997	-	-	-	-	2	-	-	
SUFFOLK	6	03/17/1997	-	-	-	-	-	-	3	GAMBLING
	7)	04/23/1997	-	-	-	-	-	-	-	
	8)	04/23/1997	-	-	-	-	-	-	17	NARCOTICS
	9)	05/22/1997	-	-	-	-	-	-	-	
	10)	05/22/1997	-	-	-	-	-	-	-	
	11)	05/22/1997	-	-	-	-	-	-	-	
	19)	10/09/1997	-	-	-	-	-	-	11	NARCOTICS
	20)	10/09/1997	-	-	-	-	-	-	-	

¹ A sequence of report numbers followed by parentheses indicates reports involving the same investigation.² Motions: G = Granted, D = Denied, P = Pending.

SUPPLEMENTARY REPORT BY PROSECUTORS FOR INTERCEPTS TERMINATED IN CALENDAR YEAR 1997
AS OF DECEMBER 31, 1998 (CONTINUED)

State, County	A.O. Report Number in 1997 Report ¹	Date of Application	Additional Activity During Calendar Year 1998							
			Total Cost in \$	Persons Arrested	Trials Completed	Motions to Suppress Intercepts ²			Persons Con- victed	Offense for Which Convicted
						G	D	P		
SUFFOLK (CONTINUED)	21)	10/09/1997	-	-	-	-	-	-	-	
	22)	10/09/1997	-	-	-	-	-	-	-	
	23)	11/12/1997	-	-	-	-	-	-	-	
	24)	11/12/1997	-	-	-	-	-	-	-	
	25)	11/12/1997	-	-	-	-	-	-	-	
	26)	11/12/1997	-	-	-	-	-	-	8	NARCOTICS
	27)	11/12/1997	-	-	-	-	-	-	-	
	28)	11/12/1997	-	-	-	-	-	-	-	
WESTCHESTER	1	09/12/1996	-	2	-	-	2	-	2	GAMBLING
	6	05/05/1997	-	7	-	-	-	-	5	NARCOTICS
	11	10/21/1997	13,427	-	-	-	-	-	-	
	16**	10/25/1996	-	5	-	-	5	-	5	GAMBLING
PENNSYLVANIA										
CUMBERLAND	1	08/06/1997	160	1	-	-	-	-	-	
PHILADELPHIA	1	11/11/1996	-	-	-	-	-	-	3	NARCOTICS
	13	09/23/1997	-	4	-	-	-	-	10	GAMBLING
	15	11/05/1997	-	3	-	-	-	-	3	NARCOTICS
STATE ATTORNEY GENERAL	7)	03/21/1997	-	12	12	-	3	-	12	NARCOTICS
	9)	04/16/1997	-	-	-	-	-	-	-	
	10)	05/06/1997	-	-	-	-	-	-	-	
	11)	05/29/1997	-	-	-	-	-	-	-	
WESTMORELAND	1	01/17/1997	-	9	-	-	-	-	7	GAMBLING
WISCONSIN										
OUTAGAMIE	1	01/24/1997	2,565	5	-	-	1	-	3	GAMBLING

¹ A sequence of report numbers followed by parentheses indicates reports involving the same investigation.² Motions: G = Granted, D = Denied, P = Pending.