

# Contents

Report of the Director .....	5
Reporting Requirements of the Statute .....	6
Regulations .....	6
Summary and Analysis of Reports by Judges .....	7
Authorized Lengths of Intercepts .....	7
Locations .....	8
Offenses .....	9
Summary and Analysis of Reports by Prosecuting Officials .....	10
Nature of Intercepts .....	10
Costs of Intercepts .....	10
Arrests and Convictions .....	10
Summary of Reports for Years Ending December 31, 1989 Through 1999 .....	12
Supplementary Reports .....	12

## Text Tables

Table 1	
Jurisdictions With Statutes Authorizing the Interception of Wire, Oral, or Electronic Communications .....	13
Table 2	
Intercept Orders Issued by Judges During Calendar Year 1999 .....	14
Table 3	
Major Offenses for Which Court-Authorized Intercepts Were Granted .....	17
Table 4	
Summary of Interceptions of Wire, Oral, or Electronic Communications .....	21
Table 5	
Average Cost per Order .....	24
Table 6	
Types of Surveillance Used, Arrests, and Convictions for Intercepts Installed .....	28
Table 7	
Authorized Intercepts Granted Pursuant to 18 U.S.C. 2519 .....	32
Table 8	
Summary of Supplementary Reports for Intercepts Terminated in Calendar Years 1989 Through 1998 .....	33
Table 9	
Arrests and Convictions Resulting From Intercepts Installed in Calendar Years 1989 Through 1999 .....	38

# Appendix Tables

Table A-1: United States District Courts	
Report by Judges .....	40
Table A-2: United States District Courts	
Supplementary Report by Prosecutors .....	86
Table B-1: State Courts	
Report by Judges .....	104
Table B-2: State Courts	
Supplementary Report by Prosecutors .....	216

# **Report of the Director of the Administrative Office of the United States Courts**

**on**

## **Applications for Orders Authorizing or Approving the Interception of Wire, Oral, or Electronic Communications**

The Omnibus Crime Control and Safe Streets Act of 1968 requires the Administrative Office of the United States Courts (AO) to report to Congress the number and nature of federal and state applications for orders authorizing or approving the interception of wire, oral, or electronic communications. The statute requires that specific information be provided to the AO, including the offense(s) under investigation, the location of the intercept, the cost of the surveillance, and the number of arrests, trials, and convictions that directly result from the surveillance. This report covers intercepts concluded between January 1, 1999, and December 31, 1999, and provides supplementary information on arrests and convictions resulting from intercepts concluded in prior years.

From 1998 to 1999, the total number of intercepts authorized by federal and state courts increased 2 percent to 1,350, reflecting continued growth in applications involving the surveillance of drug offense operations (up 2 percent). Following a decrease of one half of one percent in 1998, the number of applications for orders by federal authorities rose 6 percent in 1999. The number of applications reported by state prosecuting officials dropped 2 percent in 1999, with fewer jurisdictions providing reports than in 1998. The number of federal intercept applications authorized has grown over the last 10 years, increasing 94 percent from 1989 to 1999, while state applications have risen 65 percent since 1989. The number of intercepts employed in drug-related investigations also has experienced significant growth. Drug offenders were targeted in 978 of the interceptions concluded in 1999, compared to 471 in 1989, a 108% increase.

The appendix tables of this report list all intercepts reported by judges and prosecuting officials for 1999. Appendix Table A-1 shows reports filed by federal judges and federal prosecuting officials. Appendix Table B-1 presents the same information for state judges and state prosecuting officials. Appendix Tables A-2 and B-2 contain information from the supplementary reports submitted by prosecuting officials about additional arrests and trials in 1999 arising from intercepts initially reported in prior years.

Title 18 U.S.C. Section 2519(2) mandates the submission of wiretap reports no later than January 31 of each year. This office, as is customary, sends a letter to the appropriate officials every year reminding them of the statutory mandate. Nevertheless, each year reports are received after the deadline has passed. Information received after the deadline will be included in next year's *Wiretap Report*; the number of missing state and local prosecutors' reports was lower in 1999 compared to 1998. The AO is grateful for the cooperation and the prompt responses we received from many officials around the nation.

Leonidas Ralph Mecham  
Director

April 2000

# Applications for Orders Authorizing or Approving the Interception of Wire, Oral, or Electronic Communications

## Reporting Requirements of the Statute

Each federal and state judge is required to file a written report with the Director of the Administrative Office of the United States Courts (AO) on each application for an order authorizing the interception of a wire, oral, or electronic communication (18 U.S.C. 2519(1)). This report is to be furnished within 30 days of the denial of the application or the expiration of the court order (after all extensions have expired). The report must include the name of the official who applied for the order, the offense under investigation, the type of interception device, the general location of the device, and the duration of the authorized intercept.

Prosecuting officials who applied for interception orders are required to submit reports to the AO each January on all orders that were terminated during the previous calendar year. These reports contain information related to the cost of the intercept, the number of days the intercept device was actually in operation, the total number of intercepts, and the number of incriminating intercepts recorded. Results such as arrests, trials, convictions, and the number of motions to suppress evidence related directly to the use of intercepts also are noted.

Neither the judges' reports nor the prosecuting officials' reports contain the names, addresses, or phone numbers of the parties investigated. The AO is **not** authorized to collect this information.

This report tabulates the number of applications for interceptions that were granted or denied, as reported by judges, as well as the number of authorizations for which interception devices were installed, as reported by prosecuting officials. No statistics are available on the number of devices installed for each authorized order.

No report to the AO is required when an order is issued with the consent of one of the principal parties to the communication. Examples of such situations include the use of a wire interception to investigate obscene phone calls; the interception of a communication to which a police officer or police informant is a party; the use of a body microphone; or the use of only a pen register (a mechanical device attached to a telephone line to record on paper tape all numbers dialed from that line).

## Regulations

The Director of the AO is empowered to develop and revise the reporting regulations and reporting forms for collecting information on intercepts. Copies of the regulations, the reporting forms, and the federal wiretapping statute may be obtained by writing to the Administrative Office of the United States Courts, Statistics Division, Washington, D.C. 20544.

The Attorney General of the United States, the Deputy Attorney General, the Associate Attorney General, any Assistant Attorney General, any acting Assistant Attorney General, or any specially designated Deputy Assistant Attorney General in the Criminal Division of the Department of Justice may authorize an application to a federal judge for an order authorizing the interception of wire, oral, or electronic communications. On the state level, applications are made by a prosecuting attorney "if such attorney is authorized by a statute of that State to make application to a State court judge of competent jurisdiction. . . ."

Many wiretap orders are related to large-scale criminal investigations that cross county and state boundaries. Consequently, arrests, trials, and convictions resulting from these interceptions often do not occur within the same year as the

installation of the intercept device. Under 18 U.S.C. 2519(2), prosecuting officials must file supplementary reports on additional court or police activity that occurs as a result of intercepts reported in prior years. Appendix Tables A-2 and B-2 describe the additional activity reported by prosecuting officials in their supplementary reports.

Table 1 shows that 45 jurisdictions (the federal government, the District of Columbia, the Virgin Islands, and 42 states) currently have laws that authorize courts to issue orders permitting wire, oral, or electronic surveillance. During 1999, a total of 28 jurisdictions reported using at least one of these three types of surveillance as an investigative tool.

## Summary and Analysis of Reports by Judges

Data on applications for wiretaps terminated during calendar year 1999 appear in Appendix Tables A-1 (federal) and B-1 (state). The reporting numbers used in the appendix tables are reference numbers assigned by the AO; these numbers do not correspond to the authorization or application numbers used by the reporting jurisdictions. The

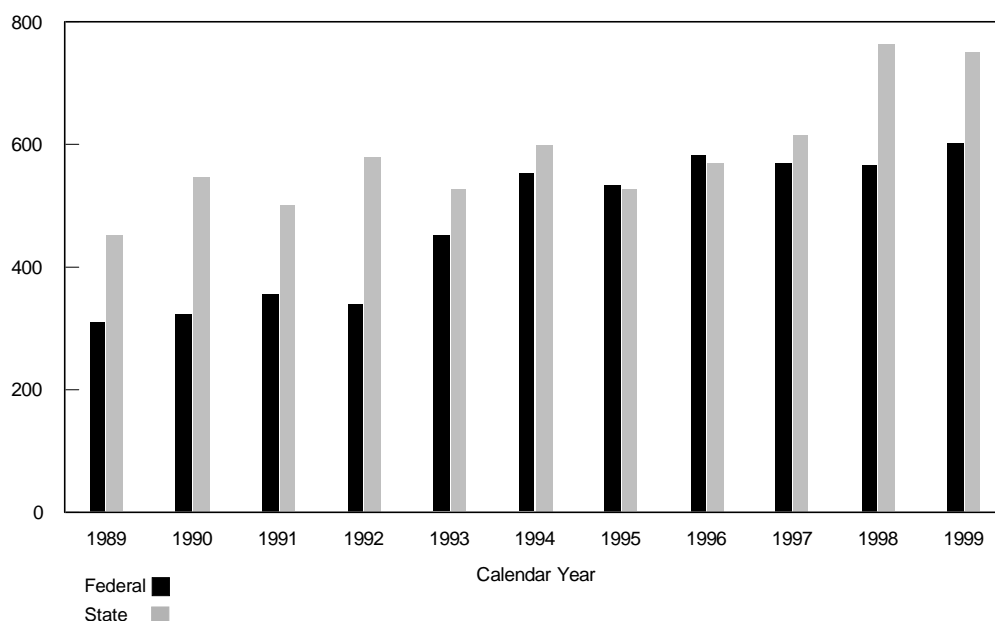
same reference number is used for any supplemental information reported for a communications intercept in future volumes of the *Wiretap Report*.

A total of 1,350 applications (an increase of 2 percent over 1998) were authorized in 1999, including 601 submitted to federal judges and 749 to state judges. Judges approved all applications. The number of applications approved by federal judges in 1999 increased 6 percent, while approvals by state judges fell 2 percent below the previous year's total. Wiretap applications in New York (343 applications), California (76 applications), New Jersey (71 applications), Pennsylvania (69 applications), and Illinois (50 applications) accounted for 81 percent of all authorizations approved by state judges.

## Authorized Length of Intercepts

Table 2 presents the number of intercept orders issued in each jurisdiction that provided reports, the number of amended intercept orders issued, the number of extensions granted, the average length of the original authorizations and their extensions, the total number of days the

**Federal and State Wiretap Authorizations**  
Number of authorizations

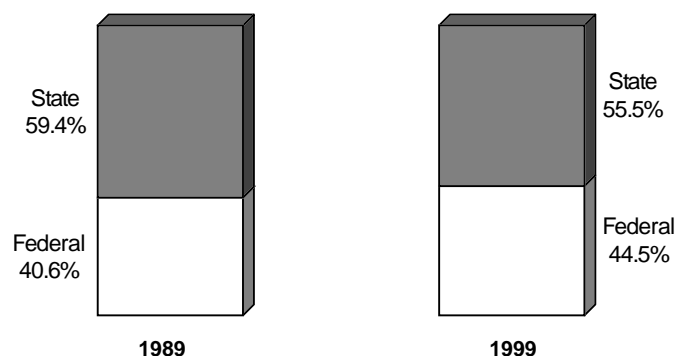


---

## Federal and State Wiretap Authorizations

Percent of Total Authorizations

---



intercepts actually were in operation, and the nature of the location where each interception of communications occurred. Most state laws limit the period of surveillance under an original order to 30 days. This period, however, can be lengthened by one or more extensions if the authorizing judge determines that additional time for surveillance is warranted.

During 1999, the average length of an original authorization was 27 days, down from 28 days in 1998. A total of 1,367 extensions were requested and authorized in 1999 (an increase of 17 percent). The average length of an extension was 29 days, up from 27 days in 1998. The longest federal intercept occurred in the Western District of Texas, where the original 30-day order was extended nine times to complete a 289-day wiretap used in a narcotics investigation. Among state wiretaps terminating during 1999, the longest was used in a racketeering investigation in New York County, New York; this wiretap required a 30-day order to be extended 16 times to keep the intercept in operation 510 days. In contrast, 19 federal intercepts and 77 state intercepts each were in operation for less than a week.

### Locations

The most common specific location for the placement of wiretaps in 1999 was a “single-family dwelling,” a type of location that includes houses, rowhouses, townhouses, and duplexes.

Table 2 shows that in 1999 a total of 18 percent (248 wiretaps) of all intercept devices were authorized for single-family dwellings; 7 percent (92 wiretaps) were authorized for apartments; and 4 percent (59 wiretaps) were authorized for business establishments such as restaurants and hotels.

Forty-nine percent of intercept applications (663 applications) specified “other” locations. Applications specifying other locations, which include electronic wiretaps such as mobile telephones, electronic pagers, and cellular telephones, have continued to increase in recent years with the proliferation of these types of communication devices. Combinations of locations were cited in 269 federal and state applications (20 percent of the total) in 1999.

Since the enactment of the Electronic Communications Privacy Act of 1986, a specific location need not be cited in a federal application if the application contains a statement explaining why such specification is not practical or shows “a purpose, on the part of that person (under investigation), to thwart interception by changing facilities” (see 18 U.S.C. 2518 (11)). In these cases, prosecutors use “roving” wiretaps to target a specific person rather than a specific telephone or location. The Intelligence Authorization Act of 1999, enacted on October 20, 1998, amended 18 U.S.C. 2518 (11)(b) so that a specific facility need not be cited “if there is probable cause to believe

that actions by the person under investigation could have the effect of thwarting interception from a specified facility.” The amendment also specifies that “the order authorizing or approving the interception is limited to interception only for such time as it is reasonable to presume that the person identified in the application is or was reasonably proximate to the instrument through which such communication will be or was transmitted.”

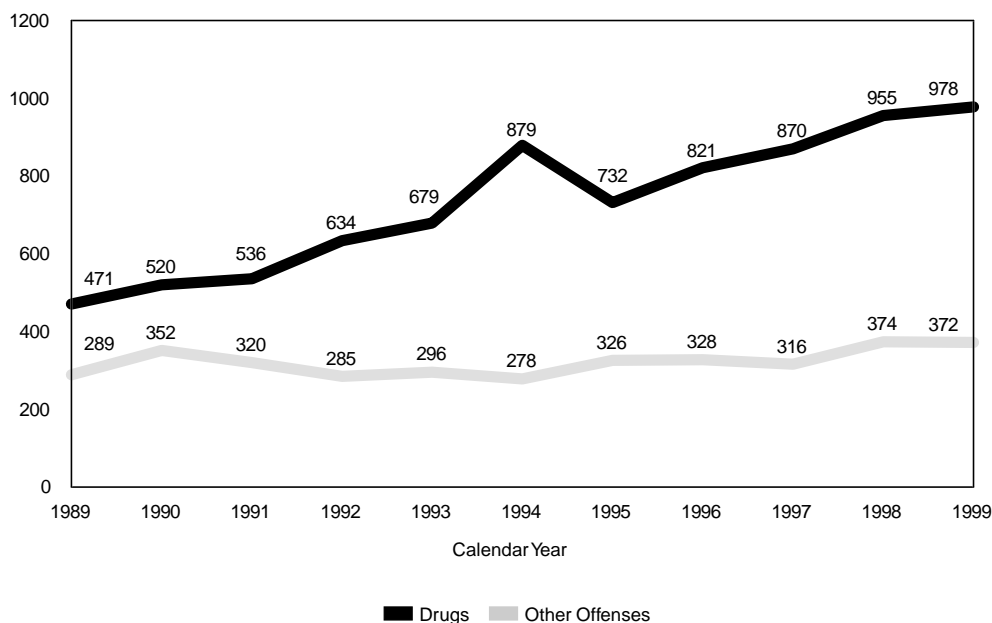
For the 1999 report, 94 wiretaps were implemented for which the authorizations indicated roving wiretaps were involved, either as the only location category reported (18 applications) or in combination with one or more other locations (76 applications). This year’s total was more than twice that for roving wiretaps reported for 1998, which is consistent with the fact that 1999 was the first full year of reporting since the enactment of the Intelligence Authorization Act of 1999. Federal authorities reported that they employed roving wiretaps for eight investigations; six were employed in drug offense investigations, one in a murder investigation, and one in a firearms investigation. On the state level, 86 roving wiretaps were reported; 52 percent (45 applications) were used in racketeering investigations, 31 percent (27 applications) in drug offense investigations,

and the remainder (14 applications) in investigations of other offenses. Roving wiretaps authorized in New York County, New York, accounted for 50 percent of all roving wiretaps reported in 1999; 47 applications in New York County, New York, indicated that roving wiretaps were employed, with the majority (43 applications) used in racketeering investigations.

## Offenses

Violations of drug laws and racketeering laws remain the two most prevalent types of offenses investigated through communications intercepts. Homicide/assault was the third most frequently noted offense category cited on wiretap orders, and gambling offenses were the fourth most frequently cited offense category reported. Table 3 indicates that 72 percent of all applications for intercepts (978 cases) authorized in 1999 cited drug offenses as the most serious offense under investigation. Many applications for court orders indicated that several criminal offenses were under investigation, but Table 3 includes only the most serious criminal offense named in an application. The use of federal intercepts to conduct drug investigations was most common in the Central

**Drugs as the Major Offense**



District of California (38 applications) and the Southern District of Florida (34 applications). On the state level, the New York City Special Narcotics Bureau obtained authorizations for 135 drug-related intercepts, which accounted for the highest percentage (28 percent) of all drug-related intercepts reported by state or local jurisdictions in 1999. Nationwide, racketeering (139 orders), homicide/assault (62 orders), and gambling (60 orders) were specified in 10 percent, 5 percent, and 4 percent of authorizations, respectively, as the most serious offense under investigation.

## **Summary and Analysis of Reports by Prosecuting Officials**

In accordance with 18 U.S.C. 2519(2), prosecuting officials must submit reports to the AO no later than January 31 of each year for intercepts terminated during the previous calendar year. Appendix Tables A-1 and B-1 contain information from all prosecutors' reports submitted for 1999. Judges submitted 42 reports for which the AO received no corresponding reports from prosecuting officials. For these authorizations, the entry "NP" (no prosecutor's report) appears in the appendix tables. Some of the prosecutors' reports may have been received too late to include in this report, and some prosecutors delayed filing reports to avoid jeopardizing ongoing investigations. Information received after the deadline will be included in next year's *Wiretap Report*.

## **Nature of Intercepts**

Of the 1,350 communication interceptions authorized in 1999, intercept devices were installed in conjunction with a total of 1,277 orders. Table 4 presents information on the average number of intercepts per order, the number of persons whose communications were intercepted, the total number of communications intercepted, and the number of incriminating intercepts. Wiretaps varied extensively with respect to the above characteristics.

The average number of interceptions per day reported by all jurisdictions in 1999 ranged from less than 1 to nearly 500. The most active federal intercept occurred in the Southern District of New York, where a 90-day fraud investigation installa-

tion involved more than 1,790 agent workdays and resulted in an average of 490 interceptions per day. For state authorizations, the most active investigation was a 14-day drug offense operation in Oklahoma County, Oklahoma, that produced an average of 296 intercepts per day. Nationwide, in 1999 the average number of persons whose communications were intercepted per order in which intercepts were installed was 195. The average number of communications intercepted was 1,921 per wiretap; an average of 390 intercepts per installed wiretap produced incriminating evidence. The average percentage of incriminating intercepts per order increased from 19 percent of interceptions in 1998 to 20 percent in 1999.

Table 6 presents the type of surveillance device used for each intercept installed. The most common method of surveillance reported was the electronic wiretap, which includes devices such as digital display pagers, voice pagers, cellular phones, and electronic mail. Electronic wiretaps accounted for 53 percent (676 cases) of intercepts installed in 1999. Telephone wiretaps, which were the most common type of wiretap prior to 1998, constituted 31 percent (399 cases) of intercept devices installed. Microphones were used in 5 percent of intercepts (58 cases). A combination of devices was used in 11 percent of intercepts (144 cases).

## **Costs of Intercepts**

Table 5 provides a summary of expenses related to intercept orders in 1999. The expenditures noted reflect the cost of installing intercept devices and monitoring communications for the 1,232 authorizations for which reports included cost data. The average cost of intercept devices installed in 1999 was \$57,511, essentially the same as in 1998 (down 0.3 percent). For federal wiretaps for which expenses were reported in 1999, the average cost was \$73,616, a 0.3 percent increase from the average cost in 1998. The average cost of a state wiretap fell 2 percent to \$43,231 in 1999. For additional information, see Appendix Tables A-1 (federal) & B-1 (state).

## **Arrests and Convictions**

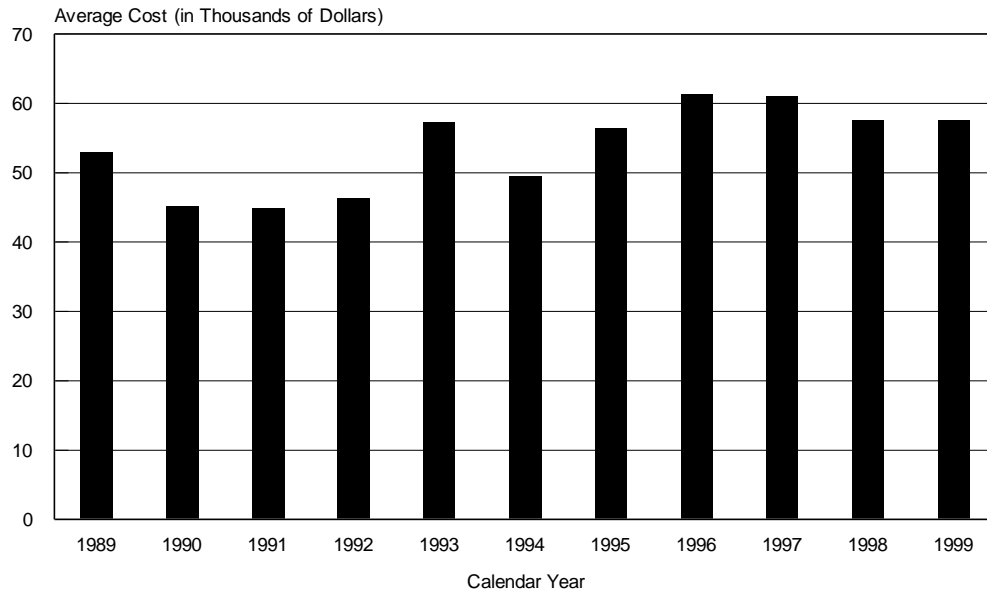
Federal and state prosecutors often note the importance of electronic surveillance in obtaining arrests and convictions. The Southern District of



---

## Average Cost of Wiretaps

---



Florida reported a federal telephone wiretap that led to the arrest of 26 persons and 23 subsequent convictions, and noted that this wiretap “was crucial to identifying the scope and participants of organizations, as well as the level of corruption.” Reporting officials describing a federal wiretap in the Middle District of Florida in use for 30 days in a drug conspiracy investigation stated that this intercept, which targeted a cocaine supply source, provided significant incriminating evidence and identified co-conspirators. In the District of New Jersey, a telephone wiretap in use for 60 days in a racketeering investigation led to the execution of search warrants resulting in the seizure of stolen property, expired food products, and other contraband. On the state level, the Berks County District Attorney’s office in Pennsylvania reported that a 44-day wiretap approved as part of a corruption investigation resulted in the arrest of 16 persons, 12 of whom were convicted, and noted that the interceptions were instrumental in obtaining convictions and “clearly established the organization, its structure, the players, and their roles. In addition, the interceptions strengthened the case so much that the twelve convictions were

obtained through guilty pleas.” The State Attorney’s office in Suffolk County, Massachusetts, reported that a wiretap in use for 57 days in a narcotics investigation resulted in 19 arrests and 10 subsequent convictions, and stated that without the wiretap evidence, “three separate organizations would still be actively dealing drugs.” In Middlesex County, New Jersey, a 15-day telephone wiretap used in a gambling investigation resulted in the seizure of gambling records and approximately \$45,000, and led to the arrest of 7 persons.

Table 6 presents the numbers of persons arrested and convicted as a result of interceptions reported as terminated in 1999. As of December 31, 1999, a total of 4,372 persons had been arrested based on interceptions of wire, oral, or electronic communications, 15 percent (654 persons) of whom were convicted (a decrease from the 1998 conviction rate of 26 percent, returning to a percentage rate closer to the 1997 conviction rate of 18 percent). Federal wiretaps were responsible for the most arrests (66 percent) and convictions (55 percent) during 1999. A wiretap in the Western District of New York resulted in the most arrests of any intercept in 1999. This wiretap,

which was the lead wiretap of three used in a narcotics investigation, led to the arrest of 83 persons. A wiretap in the Southern District of Florida produced the most convictions of any wiretap when an intercept used in a drug investigation resulted in the conviction of 23 of the 26 persons arrested. Among state intercepts, the wiretap producing the most arrests took place in Middlesex County, New Jersey, where an intercept conducted as part of a drug investigation resulted in the arrests of 72 persons. Two jurisdictions reported the largest number of convictions arising from state wiretaps (21 convictions each). In Suffolk County, New York, one intercept used in a drug investigation led to the conviction of 21 of the 33 persons arrested; in Kings County, New York, an intercept used in an investigation of assault, robbery, and conspiracy resulted in the conviction of 21 of the 28 persons arrested. Because criminal cases involving the use of electronic surveillance may still be under active investigation, the results of many of the intercepts concluded in 1999 may not have been reported. Prosecutors will report the costs, arrests, trials, motions to suppress evidence, and convictions related directly to these intercepts in future supplementary reports, which will be noted in Appendix Tables A-2 or B-2 of subsequent volumes of the *Wiretap Report*.

## **Summary of Reports for Years Ending December 31, 1989 Through 1999**

Table 7 provides information on intercepts reported each year from 1989 to 1999. The table specifies the number of intercept applications requested, denied, authorized, and installed; the number of extensions granted; the average length

of original orders and extensions; the locations of intercepts; the major offenses investigated; average costs; and the average number of persons intercepted, communications intercepted, and incriminating intercepts. From 1989 to 1999, the number of intercept applications authorized increased 77 percent. The majority of wiretaps involved drug-related investigations, ranging from 62 percent of all applications authorized in 1989 to 72 percent in 1999.

## **Supplementary Reports**

Under 18 U.S.C. 2519(2), prosecuting officials must file supplementary reports on additional court or police activity occurring as a result of intercepts reported in prior years. Because many wiretap orders are related to large-scale criminal investigations that cross county and state boundaries, supplementary reports are necessary to fulfill reporting requirements. Arrests, trials, and convictions resulting from these interceptions often do not occur within the same year in which the intercept was first reported. Appendix Tables A-2 and B-2 provide detailed data from all supplementary reports submitted.

During 1999, a total of 2,076 arrests, 1,996 convictions, and additional costs of \$5,262,325 resulted from wiretaps completed in previous years. Table 8 summarizes additional prosecution activity by jurisdiction for intercepts terminated in the years noted. Most of the additional activity reported in 1999 involved wiretaps terminated in 1998. Intercepts concluded in 1998 led to 61 percent of arrests, 61 percent of convictions, and 74 percent of expenditures reported in 1999 for wiretaps terminated in prior years. Table 9 reflects the total number of arrests and convictions resulting from intercepts terminated in calendar years 1989 through 1999.

**Table 1**  
**Jurisdictions With Statutes Authorizing the Interception**  
**of Wire, Oral, or Electronic Communications**  
**Effective During the Period January 1 Through December 31, 1999\***

<b>Jurisdiction</b>	<b>Statutory Citation**</b>	<b>Reported Use of Wiretap in 1999</b>	<b>Number of Orders Authorized in 1999</b>
Federal	18:2510 - 2520	Yes	601
Alaska	12.37	No	-
Arizona	13-3007 - 13-3018	Yes	8
California	629 - 629.48	Yes	76
Colorado	16-15-102	Yes	2
Connecticut	54-41a - 54-41t	Yes	15
Delaware	11 Del.C.Chap.24	Yes	1
District of Columbia	23.541 - 23:556	No	-
Florida	934.01 - 934.10	Yes	23
Georgia	16-11-64	Yes	11
Hawaii	803-41 - 803-48	No	-
Idaho	18-6701 - 18-6710	Yes	1
Illinois	38:108B-1	Yes	50
Indiana	35-33.5-3-1	No	-
Iowa	808B.1 - 808B.9	No	-
Kansas	22-2514 - 22-2516	Yes	4
Louisiana	Act No. 121 3B No.233 15:1308(A)(2)	No	-
Maryland	10-401 - 10-411	Yes	6
Massachusetts	272:99	Yes	15
Minnesota	626A.01 - 626A.21	Yes	6
Mississippi	41-29-501	Yes	3
Missouri	33-542.400 - 542.424	No	-
Nebraska	86-701 - 86-707	Yes	4
Nevada	179.410 - 179.515, NRS 200.620	Yes	9
New Hampshire	570-A:1 - A:11	Yes	9
New Jersey	2A:156A-1 - 156A-26	Yes	71
New Mexico	30-12-2 - 30-12-11	No	-
New York	CPL Article 700	Yes	343
North Carolina	N.C.G.S. 15A-286	No	-
North Dakota	29-29.2	No	-
Ohio	2933.51 - 2933.66	Yes	3
Oklahoma	13:176.7	Yes	6
Oregon	133.723 - 133.739	Yes	1
Pennsylvania	18:5701	Yes	69
Rhode Island	12-5.1-1 - 12-5.1-16	No	-
South Dakota	23A - 35A	No	-
Tennessee	40-6-301 - 40-6-311	Yes	1
Texas	18.20	Yes	4
Utah	77-23a-1 - 77-23a-11	Yes	2
Virgin Islands	5:4701 - 4707	No	-
Virginia	19.2-61	Yes	6
Washington	9.73	No	-
West Virginia	62-1D-11	No	-
Wisconsin	968.27 - 968.33	No	-
Wyoming	7-3-601 - 7-3-611	No	-

\* Pursuant to provisions of the Omnibus Crime Control and Safe Streets Act of 1968, 18 U.S.C. 2519.

\*\* Includes only those jurisdictions that enacted legislation during or before calendar year 1999.

**Table 2**  
**Intercept Orders Issued by Judges During Calendar Year 1999**

Reporting Jurisdiction	Number of Intercept Orders					Number of Extensions	Avg. Length (in Days)		Total Number of Days in Operation	Place/Facility Authorized in Original Application						
	Authorized	Amended	No Prosecutor's Report	Never Installed	Installed*		Original Authorization	Extensions		Single-Family Dwelling	Apartment	Multi-Dwelling	Business	Roving	Combination**	Other
<b>TOTAL</b>	<b>1,350</b>	<b>2</b>	<b>42</b>	<b>31</b>	<b>1,277</b>	<b>1,367</b>	<b>27</b>	<b>29</b>	<b>63,243</b>	<b>248</b>	<b>92</b>	<b>1</b>	<b>59</b>	<b>18</b>	<b>269</b>	<b>663</b>
<b>FEDERAL</b>	<b>601</b>	<b>1</b>	<b>-</b>	<b>6</b>	<b>595</b>	<b>461</b>	<b>29</b>	<b>29</b>	<b>27,108</b>	<b>93</b>	<b>25</b>	<b>-</b>	<b>30</b>	<b>1</b>	<b>133</b>	<b>319</b>
<b>ARIZONA</b>																
MARICOPA	4	-	1	-	3	3	30	30	80	1	-	-	-	-	3	-
STATE ATTORNEY GENERAL	4	-	-	-	4	2	30	30	135	2	1	-	-	-	1	-
<b>CALIFORNIA</b>																
LOS ANGELES	62	-	-	2	60	19	30	30	1,955	11	-	-	-	-	16	35
MONTEREY	1	-	-	-	1	-	7	-	7	-	-	-	-	-	-	1
ORANGE	1	-	1	-	-	-	30	-	-	1	-	-	-	-	-	-
SAN BERNARDINO	3	-	-	-	3	3	30	30	153	-	-	-	-	-	-	3
SAN LUIS OBISPO	1	-	-	-	1	-	14	-	14	1	-	-	-	-	-	-
SANTA CRUZ	2	-	-	-	2	-	7	-	9	2	-	-	-	-	-	-
SONOMA	1	-	-	-	1	-	30	-	7	1	-	-	-	-	-	-
VENTURA	5	-	-	-	5	1	26	20	109	-	-	-	-	1	3	1
<b>COLORADO</b>																
8TH JUDICIAL DISTRICT (JACKSON/LARIMER)	1	-	-	-	1	1	30	30	51	-	-	-	-	-	1	-
18TH JUDICIAL DISTRICT (ARAPAHOE)	1	-	-	-	1	1	30	30	60	-	-	-	-	-	1	-
<b>CONNECTICUT</b>																
FAIRFIELD	1	-	-	-	1	-	15	-	11	1	-	-	-	-	-	-
LITCHFIELD	6	-	-	-	6	-	15	-	66	4	-	-	-	-	-	2
NEW HAVEN	4	-	-	-	4	-	15	-	38	4	-	-	-	-	-	-
NEW LONDON	2	-	-	-	2	-	15	-	24	-	1	-	-	-	-	1
STATE ATTORNEY GENERAL	2	-	-	-	2	-	15	-	13	2	-	-	-	-	-	-
<b>DELAWARE</b>																
NEW CASTLE	1	-	1	-	-	-	4	-	-	-	-	-	-	-	1	-
<b>FLORIDA</b>																
2ND JUDICIAL CIRCUIT (LEON)	4	-	-	-	4	2	30	30	119	1	1	-	-	-	-	2
5TH JUDICIAL CIRCUIT (LAKE/MARION)	2	-	-	-	2	1	30	30	90	2	-	-	-	-	-	-
6TH JUDICIAL CIRCUIT (PINELLAS)	1	-	-	-	1	-	1	-	1	-	-	-	1	-	-	-
11TH JUDICIAL CIRCUIT (DADE)	1	-	-	-	1	-	18	-	18	-	-	-	-	-	-	1
13TH JUDICIAL CIRCUIT (HILLSBOROUGH)	6	-	-	-	6	5	30	30	290	-	-	-	-	-	5	1
18TH JUDICIAL CIRCUIT (BREVARD/SEMINOLE)	8	-	-	-	8	4	28	30	233	2	-	-	1	-	-	5
STATE ATTORNEY GENERAL	1	-	-	-	1	-	30	-	25	-	-	-	-	-	-	1
<b>GEORGIA</b>																
BALDWIN	3	-	-	-	3	1	20	20	70	1	-	-	-	-	-	2
BIBB	3	-	-	-	3	-	20	-	42	-	-	-	1	2	-	-
CLARKE	1	-	-	-	1	-	20	-	15	-	-	-	1	-	-	-
CLAYTON	1	-	1	-	-	-	20	-	-	-	-	-	-	-	-	1
COFFEE	1	-	-	-	1	-	3	-	3	-	-	-	-	-	-	1
ROCKDALE	2	-	-	-	2	1	20	20	60	2	-	-	-	-	-	-

**Table 2**  
**Intercept Orders Issued by Judges During Calendar Year 1999 (Continued)**

Reporting Jurisdiction	Number of Intercept Orders					Number of Extensions	Avg. Length (in Days)		Total Number of Days in Operation	Place/Facility Authorized in Original Application						
	Authorized	Amended	No Prosecutors Report	Never Installed	Installed*		Original Authorization	Extensions		Single-Family Dwelling	Apartment	Multi-Dwelling	Business	Roving	Combination**	Other
<b>IDAHO</b>																
CANYON	1	-	-	-	1	-	7	-	7	1	-	-	-	-	-	-
<b>ILLINOIS</b>																
EDGAR	5	-	-	2	3	2	9	10	7	-	-	-	-	4	-	1
IROQUOIS	1	-	-	-	1	-	10	-	1	1	-	-	-	-	-	-
MCHENRY	13	-	-	-	13	2	10	10	28	5	-	1	3	-	2	2
MOULTRIE	4	-	-	1	3	3	10	10	3	2	1	-	-	-	-	1
POPE	1	-	-	-	1	-	10	-	1	1	-	-	-	-	-	-
RICHLAND	2	-	-	1	1	-	10	-	1	-	-	-	-	2	-	-
WASHINGTON	24	-	-	6	18	-	10	-	20	8	5	-	-	-	-	11
<b>KANSAS</b>																
JOHNSON	4	-	-	-	4	1	30	30	69	1	-	-	-	3	-	-
<b>MARYLAND</b>																
ALLEGANY	1	-	-	-	1	-	1	-	1	-	-	-	1	-	-	-
CECIL	1	-	-	-	1	1	30	30	30	1	-	-	-	-	-	-
HOWARD	3	-	-	-	3	-	30	-	53	1	-	-	-	1	1	-
STATE ATTORNEY GENERAL	1	-	-	-	1	-	30	-	9	-	-	-	-	-	1	-
<b>MASSACHUSETTS</b>																
STATE ATTORNEY GENERAL	15	-	-	1	14	21	15	15	370	5	-	-	-	-	4	6
<b>MINNESOTA</b>																
CARLTON	1	-	-	-	1	-	30	-	27	-	-	-	-	-	-	1
CLAY	1	-	-	-	1	-	30	-	15	-	1	-	-	-	-	-
WINONA	4	-	-	-	4	3	30	30	111	2	-	-	-	1	1	-
<b>MISSISSIPPI</b>																
DESOTO	1	-	-	-	1	-	30	-	22	1	-	-	-	-	-	-
LEE	2	-	-	-	2	1	30	30	59	1	-	-	-	-	-	1
<b>NEBRASKA</b>																
DOUGLAS	4	-	-	-	4	3	30	23	169	3	-	-	-	-	-	1
<b>NEVADA</b>																
CLARK	9	1	-	-	9	-	30	-	102	5	1	-	1	-	-	2
<b>NEW HAMPSHIRE</b>																
STATE ATTORNEY GENERAL	9	-	-	-	9	23	10	10	312	2	1	-	1	-	-	5
<b>NEW JERSEY</b>																
BERGEN	2	-	2	-	-	-	20	-	-	-	1	-	-	-	-	1
CAMDEN	6	-	5	-	1	2	28	30	6	3	-	-	-	-	3	-
ESSEX	1	-	-	-	1	-	20	-	17	-	1	-	-	-	-	-
GLOUCESTER	2	-	-	-	2	-	20	-	24	1	1	-	-	-	-	-
HUDSON	12	-	7	-	5	16	30	30	366	2	-	-	1	-	-	9
HUNTERDON	1	-	-	-	1	-	20	-	20	-	-	-	-	1	-	-
MERCER	2	-	2	-	-	3	20	10	-	-	-	-	-	-	-	2
MIDDLESEX	10	-	-	-	10	-	20	-	146	5	-	-	-	1	-	4
PASSAIC	5	-	-	-	5	9	28	30	338	-	1	-	-	-	-	4
SOMERSET	7	-	-	-	7	3	20	10	140	1	2	-	-	-	-	4
STATE ATTORNEY GENERAL	12	-	12	-	-	8	30	30	-	2	-	-	1	-	1	8
UNION	11	-	-	-	11	5	20	10	253	-	1	-	-	-	5	5

**Table 2**  
**Intercept Orders Issued by Judges During Calendar Year 1999 (Continued)**

Reporting Jurisdiction	Number of Intercept Orders					Number of Extensions	Avg. Length (in Days)		Total Number of Days in Operation	Place/Facility Authorized in Original Application						
	Authorized	Amended	No Prosecutor's Report	Never Installed	Installed*		Original Authorization	Extensions		Single-Family Dwelling	Apartment	Multi-Dwelling	Business	Roving	Combination**	Other
NEW YORK																
BRONX	5	-	-	-	5	3	30	30	182	-	1	-	-	-	2	2
KINGS	16	-	-	1	15	15	30	30	704	2	5	-	1	-	-	8
MADISON	1	-	-	-	1	1	30	30	41	-	-	-	-	-	1	-
MONROE	5	-	5	-	-	1	30	30	-	4	-	-	-	-	-	1
NASSAU	14	-	-	-	14	6	28	30	386	2	1	-	-	-	7	4
NEW YORK	83	-	1	1	81	374	30	30	12,737	8	5	-	5	-	48	17
NY ORGANIZED CRIME																
TASK FORCE	12	-	-	-	12	24	30	30	916	3	1	-	1	-	7	-
NYC SPECIAL NARCOTICS																
BUREAU	135	-	-	5	130	170	30	30	7,102	-	13	-	2	-	-	120
ONONDAGA	1	-	-	-	1	-	30	-	30	1	-	-	-	-	-	-
OSWEGO	1	-	-	-	1	-	30	-	22	1	-	-	-	-	-	-
QUEENS	15	-	-	-	15	56	30	30	1,772	-	-	-	-	-	11	4
RENSSELAER	1	-	-	-	1	-	30	-	29	-	-	-	-	-	-	1
ROCKLAND	6	-	-	1	5	6	30	30	301	-	1	-	-	-	5	-
SARATOGA	1	-	-	-	1	-	30	-	25	-	-	-	-	-	-	1
SUFFOLK	22	-	-	-	22	16	30	30	912	13	1	-	-	-	-	8
TOMPKINS	2	-	2	-	-	-	30	-	-	-	2	-	-	-	-	-
WESTCHESTER	23	-	-	-	23	59	30	30	2,157	-	9	-	3	-	2	9
OHIO																
DARKE	2	-	-	-	2	-	10	-	10	-	-	-	-	-	-	2
ROSS	1	-	-	1	-	-	30	-	-	-	1	-	-	-	-	-
OKLAHOMA																
OKLAHOMA	6	-	-	1	5	1	30	30	112	4	-	-	-	-	-	2
OREGON																
MULTNOMAH	1	-	-	-	1	-	30	-	26	-	-	-	-	-	1	-
PENNSYLVANIA																
BERKS	3	-	-	-	3	2	30	30	107	-	-	-	-	-	-	3
BUCKS	1	-	-	-	1	-	30	-	30	-	-	-	-	-	-	1
CHESTER	3	-	-	1	2	-	30	-	29	-	-	-	-	-	-	3
DELAWARE	6	-	-	-	6	-	30	-	180	-	-	-	-	-	-	6
LACKAWANNA	1	-	1	-	-	-	30	-	-	-	1	-	-	-	-	-
MONTGOMERY	8	-	1	-	7	-	26	-	64	-	-	-	2	1	3	2
PHILADELPHIA	22	-	-	1	21	12	30	30	785	6	7	-	-	-	-	9
STATE ATTORNEY GENERAL	25	-	-	-	25	9	30	30	746	11	-	-	1	-	-	13
TENNESSEE																
MONTGOMERY	1	-	-	-	1	-	30	-	23	1	-	-	-	-	-	-
TEXAS																
SHELBY	1	-	-	-	1	-	30	-	25	-	-	-	-	-	-	1
TOM GREEN	3	-	-	-	3	1	23	30	83	2	-	-	-	-	-	1
UTAH																
SALT LAKE	2	-	-	-	2	-	30	-	51	2	-	-	-	-	-	-
VIRGINIA																
STATE ATTORNEY GENERAL	6	-	-	-	6	-	30	-	123	3	-	-	2	-	-	1

\* Based on the actual number of intercept devices installed as reported by the prosecuting official.

\*\* Combination refers to the number of authorized interceptions for which more than one location was reported.

**Table 3**  
**Major Offenses for Which Court-Authorized Intercepts Were Granted**  
**Pursuant to 18 U.S.C. 2519**  
**January 1 Through December 31, 1999**

Reporting Jurisdiction	Total	Bribery	Gambling	Homicide and Assault	Kidnapping	Larceny, Theft, and Robbery	Loansharking, Usury, and Extortion	Narcotics	Racketeering	Other
<b>TOTAL</b>	<b>1,350</b>	<b>42</b>	<b>60</b>	<b>62</b>	<b>7</b>	<b>12</b>	<b>11</b>	<b>978</b>	<b>139</b>	<b>39</b>
<b>FEDERAL</b>	<b>601</b>	<b>1</b>	<b>-</b>	<b>4</b>	<b>3</b>	<b>2</b>	<b>2</b>	<b>504</b>	<b>61</b>	<b>24</b>
<b>ARIZONA</b>										
MARICOPA	4	-	-	1	-	-	-	3	-	-
STATE ATTORNEY GENERAL	4	-	-	-	-	-	-	3	1	-
<b>CALIFORNIA</b>										
LOS ANGELES	62	-	-	7	-	-	-	55	-	-
MONTEREY	1	-	-	1	-	-	-	-	-	-
ORANGE	1	-	-	1	-	-	-	-	-	-
SAN BERNARDINO	3	-	-	-	-	-	-	3	-	-
SAN LUIS OBISPO	1	-	-	1	-	-	-	-	-	-
SANTA CRUZ	2	-	-	2	-	-	-	-	-	-
SONOMA	1	-	-	1	-	-	-	-	-	-
VENTURA	5	-	-	1	-	-	-	4	-	-
<b>COLORADO</b>										
8TH JUDICIAL DISTRICT (JACKSON/LARIMER)	1	-	-	-	-	-	-	1	-	-
18TH JUDICIAL DISTRICT (ARAPAHOE)	1	-	-	-	-	-	-	1	-	-
<b>CONNECTICUT</b>										
FAIRFIELD	1	-	-	-	-	-	-	-	1	-
LITCHFIELD	6	-	-	-	-	-	-	6	-	-
NEW HAVEN	4	-	2	-	-	-	2	-	-	-
NEW LONDON	2	-	-	-	-	-	-	2	-	-
STATE ATTORNEY GENERAL	2	-	-	-	-	-	-	-	2	-
<b>DELAWARE</b>										
NEW CASTLE	1	-	-	1	-	-	-	-	-	-
<b>FLORIDA</b>										
2ND JUDICIAL CIRCUIT (LEON)	4	-	-	-	-	-	-	4	-	-
5TH JUDICIAL CIRCUIT (LAKE/MARION)	2	-	-	1	1	-	-	-	-	-
6TH JUDICIAL CIRCUIT (PINELLAS)	1	-	-	1	-	-	-	-	-	-
11TH JUDICIAL CIRCUIT (DADE)	1	-	-	-	-	-	-	-	1	-
13TH JUDICIAL CIRCUIT (HILLSBOROUGH)	6	-	-	1	-	-	-	5	-	-
18TH JUDICIAL CIRCUIT (BREVARD/SEMINOLE)	8	-	-	-	-	-	-	8	-	-
STATE ATTORNEY GENERAL	1	-	-	-	-	-	-	-	1	-
<b>GEORGIA</b>										
BALDWIN	3	-	-	-	-	-	-	3	-	-
BIBB	3	-	-	-	-	-	-	-	3	-
CLARKE	1	-	-	-	-	-	-	1	-	-

**Table 3**  
**Major Offenses for Which Court-Authorized Intercepts Were Granted**  
**Pursuant to 18 U.S.C. 2519**  
**January 1 Through December 31, 1999 (Continued)**

Reporting Jurisdiction	Total	Bribery	Gambling	Homicide and Assault	Kidnapping	Larceny, Theft, and Robbery	Loansharking, Usury, and Extortion	Narcotics	Racketeering	Other
<b>GEORGIA (Continued)</b>										
CLAYTON	1	-	-	-	-	-	-	1	-	-
COFFEE	1	-	-	1	-	-	-	-	-	-
ROCKDALE	2	-	-	-	-	-	-	2	-	-
<b>IDAHO</b>										
CANYON	1	-	-	1	-	-	-	-	-	-
<b>ILLINOIS</b>										
EDGAR	5	-	-	1	-	-	-	1	-	3
IROQUOIS	1	-	-	1	-	-	-	-	-	-
MCHENRY	13	-	-	3	-	2	-	5	-	3
MOULTRIE	4	-	-	-	-	-	-	4	-	-
POPE	1	-	-	1	-	-	-	-	-	-
RICHLAND	2	-	-	-	-	-	-	1	-	1
WASHINGTON	24	-	-	-	-	-	-	22	-	2
<b>KANSAS</b>										
JOHNSON	4	-	-	-	-	-	-	4	-	-
<b>MARYLAND</b>										
ALLEGANY	1	-	-	1	-	-	-	-	-	-
CECIL	1	-	-	-	-	-	-	1	-	-
HOWARD	3	-	-	-	-	-	-	3	-	-
STATE ATTORNEY GENERAL	1	-	-	-	-	-	-	1	-	-
<b>MASSACHUSETTS</b>										
STATE ATTORNEY GENERAL	15	-	-	-	-	-	-	15	-	-
<b>MINNESOTA</b>										
CARLTON	1	-	-	-	1	-	-	-	-	-
CLAY	1	-	-	1	-	-	-	-	-	-
WINONA	4	-	-	-	-	-	-	4	-	-
<b>MISSISSIPPI</b>										
DESOTO	1	-	-	-	-	-	-	1	-	-
LEE	2	-	-	-	-	-	-	2	-	-
<b>NEBRASKA</b>										
DOUGLAS	4	-	-	-	-	-	-	4	-	-
<b>NEVADA</b>										
CLARK	9	5	-	2	-	-	-	2	-	-
<b>NEW HAMPSHIRE</b>										
STATE ATTORNEY GENERAL	9	-	-	-	-	-	-	9	-	-
<b>NEW JERSEY</b>										
BERGEN	2	-	2	-	-	-	-	-	-	-
CAMDEN	6	-	1	-	-	-	-	5	-	-
ESSEX	1	-	1	-	-	-	-	-	-	-
GLOUCESTER	2	-	-	-	-	-	-	1	-	1
HUDSON	12	-	6	-	-	-	-	6	-	-
HUNTERDON	1	-	-	-	-	-	-	1	-	-



**Table 3**  
**Major Offenses for Which Court-Authorized Intercepts Were Granted**  
**Pursuant to 18 U.S.C. 2519**  
**January 1 Through December 31, 1999 (Continued)**

Reporting Jurisdiction	Total	Bribery	Gambling	Homicide and Assault	Kidnapping	Larceny, Theft, and Robbery	Loansharking, Usury, and Extortion	Narcotics	Racketeering	Other
<b>NEW JERSEY (Continued)</b>										
MERCER	2	-	-	-	-	-	-	2	-	-
MIDDLESEX	10	-	6	-	-	-	-	4	-	-
PASSAIC	5	-	-	-	-	-	-	5	-	-
SOMERSET	7	-	-	-	-	-	-	7	-	-
STATE ATTORNEY GENERAL	12	-	-	-	-	-	-	1	11	-
UNION	11	-	-	-	-	-	-	11	-	-
<b>NEW YORK</b>										
BRONX	5	1	-	2	1	-	-	-	1	-
KINGS	16	-	2	1	-	3	6	4	-	-
MADISON	1	-	1	-	-	-	-	-	-	-
MONROE	5	-	-	-	-	-	-	5	-	-
NASSAU	14	-	6	2	-	1	-	5	-	-
NEW YORK	83	35	1	-	-	-	-	3	43	1
NY ORGANIZED CRIME TASK FORCE	12	-	5	-	-	1	-	6	-	-
NYC SPECIAL NARCOTICS BUREAU	135	-	-	-	-	-	-	135	-	-
ONONDAGA	1	-	-	1	-	-	-	-	-	-
OSWEGO	1	-	1	-	-	-	-	-	-	-
QUEENS	15	-	2	2	-	3	-	8	-	-
RENSSELAER	1	-	-	1	-	-	-	-	-	-
ROCKLAND	6	-	-	-	-	-	-	6	-	-
SARATOGA	1	-	-	-	-	-	-	1	-	-
SUFFOLK	22	-	13	1	-	-	-	8	-	-
TOMPKINS	2	-	-	-	-	-	-	2	-	-
WESTCHESTER	23	-	11	-	-	-	1	11	-	-
<b>OHIO</b>										
DARKE	2	-	-	2	-	-	-	-	-	-
ROSS	1	-	-	1	-	-	-	-	-	-
<b>OKLAHOMA</b>										
OKLAHOMA	6	-	-	-	-	-	-	6	-	-
<b>OREGON</b>										
MULTNOMAH	1	-	-	1	-	-	-	-	-	-
<b>PENNSYLVANIA</b>										
BERKS	3	-	-	-	-	-	-	-	-	3
BUCKS	1	-	-	-	-	-	-	1	-	-
CHESTER	3	-	-	-	-	-	-	3	-	-
DELAWARE	6	-	-	6	-	-	-	-	-	-
LACKAWANNA	1	-	-	-	-	-	-	1	-	-
MONTGOMERY	8	-	-	-	1	-	-	6	-	1
PHILADELPHIA	22	-	-	-	-	-	-	8	14	-
STATE ATTORNEY GENERAL	25	-	-	-	-	-	-	25	-	-
<b>TENNESSEE</b>										
MONTGOMERY	1	-	-	1	-	-	-	-	-	-

**Table 3**  
**Major Offenses for Which Court-Authorized Intercepts Were Granted**  
**Pursuant to 18 U.S.C. 2519**  
**January 1 Through December 31, 1999 (Continued)**

Reporting Jurisdiction	Total	Bribery	Gambling	Homicide and Assault	Kidnapping	Larceny, Theft, and Robbery	Loansharking, Usury, and Extortion	Narcotics	Racketeering	Other
<b>TEXAS</b>										
SHELBY	1	-	-	-	-	-	-	1	-	-
TOM GREEN	3	-	-	-	-	-	-	3	-	-
<b>UTAH</b>										
SALT LAKE	2	-	-	-	-	-	-	2	-	-
<b>VIRGINIA</b>										
STATE ATTORNEY GENERAL	6	-	-	6	-	-	-	-	-	-

Note: This table shows the most serious offense for each court-authorized interception.

**Table 4**  
**Summary of Interceptions of Wire, Oral, or Electronic Communications**  
**January 1 Through December 31, 1999\***

Reporting Jurisdiction	Number Authorized	Orders for Which Intercepts Installed	Average Number per Order When Installed**		
			Persons Intercepted	Intercepts	Incrimi- nating Intercepts
<b>TOTAL</b>	<b>1,350</b>	<b>1,277</b>	<b>195</b>	<b>1,921</b>	<b>390</b>
<b>FEDERAL</b>	<b>601</b>	<b>595</b>	<b>92</b>	<b>2,305</b>	<b>416</b>
<b>ARIZONA</b>					
MARICOPA	4	3	36	1,015	312
STATE ATTORNEY GENERAL	4	4	206	1,910	153
<b>CALIFORNIA</b>					
LOS ANGELES	62	60	112	861	160
MONTEREY	1	1	10	11	6
ORANGE	1	NP	NP	NP	NP
SAN BERNARDINO	3	3	30	2,257	359
SAN LUIS OBISPO	1	1	10	73	-
SANTA CRUZ	2	2	294	147	13
SONOMA	1	1	2	141	-
VENTURA	5	5	63	553	85
<b>COLORADO</b>					
8TH JUDICIAL DISTRICT (JACKSON/LARIMER)	1	1	1,000	4,058	60
18TH JUDICIAL DISTRICT (ARAPAHOE)	1	1	2	3,236	786
<b>CONNECTICUT</b>					
FAIRFIELD	1	1	26	342	217
LITCHFIELD	6	6	27	62	9
NEW HAVEN	4	4	16	155	115
NEW LONDON	2	2	64	162	34
STATE ATTORNEY GENERAL	2	2	21	237	198
<b>DELAWARE</b>					
NEW CASTLE	1	NP	NP	NP	NP
<b>FLORIDA</b>					
2ND JUDICIAL CIRCUIT (LEON)	4	4	20	1,044	166
5TH JUDICIAL CIRCUIT (LAKE/MARION)	2	2	434	3,028	171
6TH JUDICIAL CIRCUIT (PINELLAS)	1	1	4	2	-
11TH JUDICIAL CIRCUIT (DADE)	1	1	15	233	-
13TH JUDICIAL CIRCUIT (HILLSBOROUGH)	6	6	14	3,139	155
18TH JUDICIAL CIRCUIT (BREVARD/SEMINOLE)	8	8	502	1,092	146
STATE ATTORNEY GENERAL	1	1	30	1,872	371
<b>GEORGIA</b>					
BALDWIN	3	3	5,337	2,687	251
BIBB	3	3	15	456	34
CLARKE	1	1	3	451	85
CLAYTON	1	NP	NP	NP	NP
COFFEE	1	1	3	2	-
ROCKDALE	2	2	10	798	260

**Table 4**  
**Summary of Interceptions of Wire, Oral, or Electronic Communications**  
**January 1 Through December 31, 1999 (Continued)\***

Reporting Jurisdiction	Number Authorized	Orders for Which Intercepts Installed	Average Number per Order When Installed**		
			Persons Intercepted	Intercepts	Incrimi- nating Intercepts
<b>IDAHO</b>					
CANYON	1	1	15	38	8
<b>ILLINOIS</b>					
EDGAR	5	3	3	2	1
IROQUOIS	1	1	1	1	-
MCHENRY	13	13	1	2	2
MOULTRIE	4	3	2	1	1
POPE	1	1	2	1	1
RICHLAND	2	1	3	1	-
WASHINGTON	24	18	3	1	1
<b>KANSAS</b>					
JOHNSON	4	4	1,123	1,948	561
<b>MARYLAND</b>					
ALLEGANY	1	1	2	1	-
CECIL	1	1	25	1,658	38
HOWARD	3	3	34	422	57
STATE ATTORNEY GENERAL	1	1	31	56	12
<b>MASSACHUSETTS</b>					
STATE ATTORNEY GENERAL	15	14	39	981	624
<b>MINNESOTA</b>					
CARLTON	1	1	1	404	-
CLAY	1	1	17	321	28
WINONA	4	4	431	2,953	229
<b>MISSISSIPPI</b>					
DESOTO	1	1	NR	2,838	209
LEE	2	2	113	2,156	84
<b>NEBRASKA</b>					
DOUGLAS	4	4	24	2,618	541
<b>NEVADA</b>					
CLARK	9	9	54	457	21
<b>NEW HAMPSHIRE</b>					
STATE ATTORNEY GENERAL	9	9	396	785	112
<b>NEW JERSEY</b>					
BERGEN	2	NP	NP	NP	NP
CAMDEN	6	1	1,074	537	8
ESSEX	1	1	1,156	578	209
GLOUCESTER	2	2	51	223	21
HUDSON	12	5	16	838	56
HUNTERDON	1	1	93	922	170
MERCER	2	NP	NP	NP	NP
MIDDLESEX	10	10	44	413	183
PASSAIC	5	5	51	2,723	740
SOMERSET	7	7	78	824	165
STATE ATTORNEY GENERAL	12	NP	NP	NP	NP
UNION	11	11	13	889	1,110

**Table 4**  
**Summary of Interceptions of Wire, Oral, or Electronic Communications**  
**January 1 Through December 31, 1999 (Continued)\***

Reporting Jurisdiction	Number Authorized	Orders for Which Intercepts Installed	Average Number per Order When Installed**		
			Persons Intercepted	Intercepts	Incrimi- nating Intercepts
NEW YORK					
BRONX	5	5	7,361	4,270	64
KINGS	16	15	70	1,548	1,032
MADISON	1	1	7	2,626	30
MONROE	5	NP	NP	NP	NP
NASSAU	14	14	26	1,944	859
NEW YORK	83	81	804	2,130	332
NY ORGANIZED CRIME					
TASK FORCE	12	12	86	5,005	1,823
NYC SPECIAL NARCOTICS					
BUREAU	135	130	154	1,773	225
ONONDAGA	1	1	5	4,186	4
OSWEGO	1	1	45	777	777
QUEENS	15	15	159	7,470	2,808
RENSSELAER	1	1	1	290	-
ROCKLAND	6	5	157	1,699	374
SARATOGA	1	1	25	1,695	800
SUFFOLK	22	22	47	1,404	283
TOMPKINS	2	NP	NP	NP	NP
WESTCHESTER	23	23	47	1,851	641
OHIO					
DARKE	2	2	1	1	1
ROSS	1	-	-	-	-
OKLAHOMA					
OKLAHOMA	6	5	173	3,312	248
OREGON					
MULTNOMAH	1	1	180	2,388	1,000
PENNSYLVANIA					
BERKS	3	3	51	1,037	195
BUCKS	1	1	13	30	29
CHESTER	3	2	4	17	8
DELAWARE	6	6	-	-	-
LACKAWANNA	1	NP	NP	NP	NP
MONTGOMERY	8	7	67	212	29
PHILADELPHIA	22	21	79	1,855	789
STATE ATTORNEY GENERAL	25	25	50	776	158
TENNESSEE					
MONTGOMERY	1	1	11	205	70
TEXAS					
SHELBY	1	1	1,276	851	21
TOM GREEN	3	3	2,342	2,173	113
UTAH					
SALT LAKE	2	2	47	3,103	164
VIRGINIA					
STATE ATTORNEY GENERAL	6	6	7	600	13

\* NR = Not reported or could not be determined. NP = No prosecutor's report.

\*\* Excludes those reports in which the number of persons intercepted, the number of intercepts, or the number of incriminating intercepts was not reported or could not be determined.

**Table 5**  
**Average Cost per Order**  
**January 1 Through December 31, 1999\***

Reporting Jurisdiction	Authorized Orders for Which Intercepts Installed	Intercept Orders for Which Cost Reported**	Average Cost per Order in \$
<b>TOTAL</b>	<b>1,277</b>	<b>1,232</b>	<b>57,511</b>
<b>FEDERAL</b>	<b>595</b>	<b>579</b>	<b>73,616</b>
<b>ARIZONA</b>			
MARICOPA	3	3	126,393
STATE ATTORNEY GENERAL	4	4	101,994
<b>CALIFORNIA</b>			
LOS ANGELES	60	60	41,718
MONTEREY	1	1	1,480
ORANGE	NP	NP	NP
SAN BERNARDINO	3	3	45,498
SAN LUIS OBISPO	1	1	50,624
SANTA CRUZ	2	2	6,740
SONOMA	1	1	4,211
VENTURA	5	5	18,660
<b>COLORADO</b>			
8TH JUDICIAL DISTRICT (JACKSON/LARIMER)	1	1	473,000
18TH JUDICIAL DISTRICT (ARAPAHOE)	1	1	194,341
<b>CONNECTICUT</b>			
FAIRFIELD	1	1	6,300
LITCHFIELD	6	6	3,308
NEW HAVEN	4	4	4,845
NEW LONDON	2	2	38,580
STATE ATTORNEY GENERAL	2	2	5,100
<b>DELAWARE</b>			
NEW CASTLE	NP	NP	NP
<b>FLORIDA</b>			
2ND JUDICIAL CIRCUIT (LEON)	4	4	113,819
5TH JUDICIAL CIRCUIT (LAKE/MARION)	2	2	29,683
6TH JUDICIAL CIRCUIT (PINELLAS)	1	1	6,000
11TH JUDICIAL CIRCUIT (DADE)	1	1	82,000
13TH JUDICIAL CIRCUIT (HILLSBOROUGH)	6	6	136,996
18TH JUDICIAL CIRCUIT (BREVARD/SEMINOLE)	8	8	29,125
STATE ATTORNEY GENERAL	1	1	54,871
<b>GEORGIA</b>			
BALDWIN	3	3	37,714

**Table 5**  
**Average Cost per Order**  
**January 1 Through December 31, 1999 (Continued)\***

Reporting Jurisdiction	Authorized Orders for Which Intercepts Installed	Intercept Orders for Which Cost Reported**	Average Cost per Order in \$
<b>GEORGIA (Continued)</b>			
BIBB	3	3	9,255
CLARKE	1	-	-
CLAYTON	NP	NP	NP
COFFEE	1	1	1,200
ROCKDALE	2	2	25,242
<b>IDAHO</b>			
CANYON	1	1	2,738
<b>ILLINOIS</b>			
EDGAR	3	3	507
IROQUOIS	1	-	-
MCHENRY	13	2	206
MOULTRIE	3	-	-
POPE	1	-	-
RICHLAND	1	1	50
WASHINGTON	18	17	161
<b>KANSAS</b>			
JOHNSON	4	4	77,192
<b>MARYLAND</b>			
ALLEGANY	1	-	-
CECIL	1	1	58,400
HOWARD	3	3	10,260
STATE ATTORNEY GENERAL	1	1	4,800
<b>MASSACHUSETTS</b>			
STATE ATTORNEY GENERAL	14	14	40,037
<b>MINNESOTA</b>			
CARLTON	1	1	4,112
CLAY	1	1	64,500
WINONA	4	4	45,666
<b>MISSISSIPPI</b>			
DESOTO	1	1	6,885
LEE	2	2	13,109
<b>NEBRASKA</b>			
DOUGLAS	4	4	108,027
<b>NEVADA</b>			
CLARK	9	9	7,521
<b>NEW HAMPSHIRE</b>			
STATE ATTORNEY GENERAL	9	9	23,133
<b>NEW JERSEY</b>			
BERGEN	NP	NP	NP
CAMDEN	1	1	17,020
ESSEX	1	1	30,530
GLOUCESTER	2	2	43,560

**Table 5**  
**Average Cost per Order**  
**January 1 Through December 31, 1999 (Continued)\***

Reporting Jurisdiction	Authorized Orders for Which Intercepts Installed	Intercept Orders for Which Cost Reported**	Average Cost per Order in \$
<b>NEW JERSEY (Continued)</b>			
HUDSON	5	5	17,063
HUNTERDON	1	1	43,700
MERCER	NP	NP	NP
MIDDLESEX	10	10	11,922
PASSAIC	5	5	70,200
SOMERSET	7	7	35,776
STATE ATTORNEY GENERAL	NP	NP	NP
UNION	11	11	40,628
<b>NEW YORK</b>			
BRONX	5	5	40,094
KINGS	15	14	46,543
MADISON	1	1	66,000
MONROE	NP	NP	NP
NASSAU	14	13	55,941
NEW YORK	81	81	65,076
NY ORGANIZED CRIME TASK FORCE	12	12	202,077
NYC SPECIAL NARCOTICS BUREAU	130	124	11,918
ONONDAGA	1	1	15,600
OSWEGO	1	1	5,500
QUEENS	15	15	93,833
RENSSELAER	1	1	6,000
ROCKLAND	5	5	33,040
SARATOGA	1	1	33,903
SUFFOLK	22	22	23,849
TOMPKINS	NP	NP	NP
WESTCHESTER	23	23	56,140
<b>OHIO</b>			
DARKE	2	2	12,150
ROSS	-	-	-
<b>OKLAHOMA</b>			
OKLAHOMA	5	4	174,000
<b>OREGON</b>			
MULTNOMAH	1	1	136,154
<b>PENNSYLVANIA</b>			
BERKS	3	3	67,699
BUCKS	1	1	468
CHESTER	2	2	1,388
DELAWARE	6	6	1,472
LACKAWANNA	NP	NP	NP
MONTGOMERY	7	6	14,746
PHILADELPHIA	21	21	51,338
STATE ATTORNEY GENERAL	25	25	59,208
<b>TENNESSEE</b>			
MONTGOMERY	1	1	26,174



---

**Table 5**  
**Average Cost per Order**  
**January 1 Through December 31, 1999 (Continued)\***

Reporting Jurisdiction	Authorized Orders for Which Intercepts Installed	Intercept Orders for Which Cost Reported**	Average Cost per Order in \$
<b>TEXAS</b>			
SHELBY	1	1	39,081
TOM GREEN	3	3	69,278
<b>UTAH</b>			
SALT LAKE	2	2	29,948
<b>VIRGINIA</b>			
STATE ATTORNEY GENERAL	6	6	36,653

---

\* NR = Not reported or no response or not available. NP = No prosecutor's report.

\*\* Includes costs for orders for which intercepts were installed but not used.

**Table 6**  
**Types of Surveillance Used, Arrests, and Convictions for Intercepts Installed**  
**January 1 Through December 31, 1999\***

Reporting Jurisdiction	Orders for Which Intercepts Installed	Phone Wire	Microphone Eavesdrop	Electronic	Combination**	Number of Persons	
						Arrested	Convicted***
<b>TOTAL</b>	<b>1,277</b>	<b>399</b>	<b>58</b>	<b>676</b>	<b>144</b>	<b>4,372</b>	<b>654</b>
<b>FEDERAL</b>	<b>595</b>	<b>155</b>	<b>8</b>	<b>341</b>	<b>91</b>	<b>2,882</b>	<b>360</b>
<b>ARIZONA</b>							
MARICOPA	3	1	-	-	2	18	3
STATE ATTORNEY GENERAL	4	3	-	-	1	23	-
<b>CALIFORNIA</b>							
LOS ANGELES	60	14	-	39	7	183	11
MONTEREY	1	1	-	-	-	1	1
ORANGE	NP	-	-	-	-	-	-
SAN BERNARDINO	3	-	-	3	-	13	-
SAN LUIS OBISPO	1	1	-	-	-	-	-
SANTA CRUZ	2	2	-	-	-	-	-
SONOMA	1	1	-	-	-	-	-
VENTURA	5	3	-	1	1	29	15
<b>COLORADO</b>							
8TH JUDICIAL DISTRICT (JACKSON/LARIMER)	1	-	-	-	1	4	-
18TH JUDICIAL DISTRICT (ARAPAHOE)	1	-	-	-	1	11	-
<b>CONNECTICUT</b>							
FAIRFIELD	1	1	-	-	-	-	-
LITCHFIELD	6	4	-	2	-	6	-
NEW HAVEN	4	4	-	-	-	9	-
NEW LONDON	2	1	-	1	-	9	-
STATE ATTORNEY GENERAL	2	2	-	-	-	-	-
<b>DELAWARE</b>							
NEW CASTLE	NP	-	-	-	-	-	-
<b>FLORIDA</b>							
2ND JUDICIAL CIRCUIT (LEON)	4	2	-	2	-	17	4
5TH JUDICIAL CIRCUIT (LAKE/MARION)	2	2	-	-	-	6	-
6TH JUDICIAL CIRCUIT (PINELLAS)	1	-	1	-	-	-	-
11TH JUDICIAL CIRCUIT (DADE)	1	-	-	1	-	2	-
13TH JUDICIAL CIRCUIT (HILLSBOROUGH)	6	-	1	-	5	81	6
18TH JUDICIAL CIRCUIT (BREVARD/SEMINOLE)	8	3	-	5	-	21	7
STATE ATTORNEY GENERAL	1	-	-	1	-	11	-

**Table 6**  
**Types of Surveillance Used, Arrests, and Convictions for Intercepts Installed**  
**January 1 Through December 31, 1999 (Continued)\***

Reporting Jurisdiction	Orders for Which Intercepts Installed	Phone Wire	Microphone Eavesdrop	Electronic	Combination**	Number of Persons	
						Arrested	Convicted***
GEORGIA							
BALDWIN	3	1	-	2	-	18	15
BIBB	3	3	-	-	-	4	-
CLARKE	1	1	-	-	-	3	-
CLAYTON	NP	-	-	-	-	-	-
COFFEE	1	-	1	-	-	-	-
ROCKDALE	2	2	-	-	-	8	1
IDAHO							
CANYON	1	1	-	-	-	1	-
ILLINOIS							
EDGAR	3	1	2	-	-	2	2
IROQUOIS	1	1	-	-	-	-	-
MCHENRY	13	1	12	-	-	15	6
MOULTRIE	3	-	3	-	-	3	1
POPE	1	1	-	-	-	1	-
RICHLAND	1	-	1	-	-	-	-
WASHINGTON	18	-	18	-	-	16	4
KANSAS							
JOHNSON	4	4	-	-	-	5	4
MARYLAND							
ALLEGANY	1	-	1	-	-	-	-
CECIL	1	1	-	-	-	2	-
HOWARD	3	2	-	1	-	-	-
STATE ATTORNEY GENERAL	1	-	-	-	1	-	-
MASSACHUSETTS							
STATE ATTORNEY GENERAL	14	5	-	8	1	19	10
MINNESOTA							
CARLTON	1	1	-	-	-	1	-
CLAY	1	1	-	-	-	2	-
WINONA	4	3	-	1	-	17	3
MISSISSIPPI							
DESOTO	1	1	-	-	-	-	-
LEE	2	1	-	1	-	2	-
NEBRASKA							
DOUGLAS	4	3	-	1	-	25	1
NEVADA							
CLARK	9	7	-	2	-	2	-
NEW HAMPSHIRE							
STATE ATTORNEY GENERAL	9	4	-	5	-	-	-

**Table 6**  
**Types of Surveillance Used, Arrests, and Convictions for Intercepts Installed**  
**January 1 Through December 31, 1999 (Continued)\***

Reporting Jurisdiction	Orders for Which Intercepts Installed	Phone Wire	Microphone Eavesdrop	Electronic	Combination**	Number of Persons	
						Arrested	Convicted***
NEW JERSEY							
BERGEN	NP	-	-	-	-	-	-
CAMDEN	1	1	-	-	-	-	-
ESSEX	1	1	-	-	-	5	-
GLOUCESTER	2	2	-	-	-	4	-
HUDSON	5	2	-	3	-	10	-
HUNTERDON	1	1	-	-	-	33	-
MERCER	NP	-	-	-	-	-	-
MIDDLESEX	10	6	-	4	-	151	-
PASSAIC	5	1	-	4	-	5	-
SOMERSET	7	3	-	4	-	60	17
STATE ATTORNEY GENERAL	NP	-	-	-	-	-	-
UNION	11	1	-	5	5	38	-
NEW YORK							
BRONX	5	2	-	2	1	5	-
KINGS	15	7	2	6	-	63	30
MADISON	1	1	-	-	-	2	2
MONROE	NP	-	-	-	-	-	-
NASSAU	14	3	1	3	7	65	7
NEW YORK	81	16	2	62	1	9	1
NY ORGANIZED CRIME							
TASK FORCE	12	6	-	-	6	9	2
NYC SPECIAL NARCOTICS							
BUREAU	130	22	-	108	-	88	36
ONONDAGA	1	1	-	-	-	-	-
OSWEGO	1	1	-	-	-	4	-
QUEENS	15	-	-	5	10	113	38
RENSSELAER	1	1	-	-	-	-	-
ROCKLAND	5	1	-	3	1	5	4
SARATOGA	1	1	-	-	-	-	-
SUFFOLK	22	14	-	8	-	74	39
TOMPKINS	NP	-	-	-	-	-	-
WESTCHESTER	23	12	1	9	1	25	-
OHIO							
DARKE	2	-	2	-	-	-	-
ROSS	-	-	-	-	-	-	-
OKLAHOMA							
OKLAHOMA	5	3	-	2	-	31	-
OREGON							
MULTNOMAH	1	-	-	-	1	2	-
PENNSYLVANIA							
BERKS	3	-	-	3	-	16	12
BUCKS	1	-	-	1	-	2	2
CHESTER	2	-	-	2	-	-	-
DELAWARE	6	6	-	-	-	1	-
LACKAWANNA	NP	-	-	-	-	-	-
MONTGOMERY	7	3	1	3	-	20	1

**Table 6**  
**Types of Surveillance Used, Arrests, and Convictions for Intercepts Installed**  
**January 1 Through December 31, 1999 (Continued)\***

Reporting Jurisdiction	Orders for Which Intercepts Installed	Phone Wire	Microphone Eavesdrop	Electronic	Combination**	Number of Persons	
						Arrested	Convicted***
PENNSYLVANIA (CONTINUED)							
PHILADELPHIA	21	13	-	8	-	-	-
STATE ATTORNEY GENERAL	25	13	-	12	-	46	1
TENNESSEE							
MONTGOMERY	1	1	-	-	-	-	-
TEXAS							
SHELBY	1	1	-	-	-	-	-
TOM GREEN	3	2	-	1	-	-	-
UTAH							
SALT LAKE	2	2	-	-	-	12	8
VIRGINIA							
STATE ATTORNEY GENERAL	6	4	1	1	-	2	-

\* NR = Not reported. NP = No prosecutor's report.

\*\* Combination refers to the number of installed intercepts for which more than one type of surveillance was used.

\*\*\* Convictions resulting from interceptions often do not occur within the same year in which an intercept was first reported.  
See Tables 8 and 9.

**Table 7**  
**Authorized Intercepts Granted Pursuant to**  
**18 U.S.C. 2519 as Reported in Wiretap Reports**  
**for Calendar Years 1989 - 1999**

Wiretap Report Date	1989	1990	1991	1992	1993	1994	1995	1996	1997	1998	1999
<b>Intercept applications requested</b>	<b>763</b>	<b>872</b>	<b>856</b>	<b>919</b>	<b>976</b>	<b>1,154</b>	<b>1,058</b>	<b>1,150</b>	<b>1,186</b>	<b>1,331</b>	<b>1,350</b>
<b>Intercept applications denied</b>	-	-	-	-	-	-	-	1	-	2	-
<b>Intercept applications authorized</b>	<b>763</b>	<b>872</b>	<b>856</b>	<b>919</b>	<b>976</b>	<b>1,154</b>	<b>1,058</b>	<b>1,149</b>	<b>1,186</b>	<b>1,329</b>	<b>1,350</b>
Federal	310	324	356	340	450	554	532	581	569	566	601
State	453	548	500	579	526	600	526	568	617	763	749
Avg. days of original authorization	27	28	28	28	28	29	29	28	28	28	27
Number of extensions	519	581	601	646	825	861	834	887	1,028	1,164	1,367
Average length of extensions (days)	28	29	29	30	29	29	29	28	28	27	29
Location of authorized intercepts:											
Single-family dwelling	304	341	327	303	267	319	322	281	273	309	248
Apartment	132	145	112	135	139	131	101	150	108	126	92
Multiple dwelling	2	7	-	3	4	1	5	3	1	1	1
Business	133	156	144	119	124	118	101	101	78	87	59
Business and living quarters and multiple locations	75	66	89	70	92	97	115	149	197	222	287
Not indicated or other	117	157	184	289	350	488	414	465	529	584	663
Major offense specified:											
Arson, explosives, and weapons	-	-	-	-	-	-	4	-	3	3	8
Bribery	10	11	16	8	1	6	4	10	13	9	42
Extortion (includes usury and loan-sharking)	18	17	2	7	9	8	18	9	24	12	11
Gambling	111	116	98	66	96	86	95	114	98	93	60
Homicide and assault	20	21	21	35	28	19	30	41	31	55	62
Larceny and theft	8	51	17	16	13	18	12	7	22	19	9
Narcotics	471	520	536	634	679	876	732	821	870	955	978
Robbery and burglary	-	6	2	-	-	6	5	4	5	4	4
Other or unspecified	33	40	50	63	48	47	60	38	27	28	37
Racketeering	89	90	114	90	101	88	98	105	93	153	139
<b>Intercept applications installed*</b>	<b>720</b>	<b>812</b>	<b>802</b>	<b>846</b>	<b>938</b>	<b>1,100</b>	<b>1,024</b>	<b>1,035</b>	<b>1,094</b>	<b>1,245</b>	<b>1,277</b>
Federal	305	321	349	332	444	549	527	574	563	562	595
State	415	491	453	514	494	551	497	461	531	683	682
For intercepts installed:											
Total days in operation	27,766	28,782	30,002	32,430	39,819	44,500	43,179	43,635	48,871	53,411	63,243
Avg. number of persons intercepted**	178	131	121	117	100	84	140	192	197	190	195
Average number of intercepted communications**	1,656	1,487	1,584	1,861	1,801	2,139	2,028	1,969	2,081	1,858	1,921
Average number of incriminating intercepted communications**	337	321	290	347	364	373	459	422	418	350	390
Authorizations for which costs reported	691	794	775	829	912	1,042	983	1,007	1,029	1,184	1,232
Average cost of intercepts for which costs reported	53,108	45,125	45,033	46,492	57,256	49,478	56,454	61,436	61,176	57,669	57,511

\* Installed intercepts include only those intercepts for which reports were received from prosecuting officials.

\*\* As of 1998, the average excludes those reports in which the number of persons intercepted, the number of intercepts, or the number of incriminating intercepts was not reported or could not be determined.

**Table 8**  
**Summary of Supplementary Reports for Intercepts**  
**Terminated in Calendar Years 1989 Through 1998**  
**(Report as of December 31, 1999)**

Report Year and Jurisdiction	Total Additional Activity During Calendar Year 1999							Number of Persons Convicted
	Number of Reports	Costs in \$	Number of Persons Arrested	Number of Trials	Motions to Suppress Intercepts*			
					G	D	P	
TOTAL ALL YEARS	654	5,262,325	2,076	194	22	147	15	1,996
TOTAL 1969-1988	-	-	-	-	-	-	-	-
TOTAL 1989	1	-	1	-	-	-	-	1
ARIZONA MARICOPA	1	-	1	-	-	-	-	1
TOTAL 1990	-	-	-	-	-	-	-	-
TOTAL 1991	3	-	-	3	-	-	-	16
FEDERAL	2	-	-	1	-	-	-	14
PENNSYLVANIA STATE ATTORNEY GENERAL	1	-	-	2	-	-	-	2
TOTAL 1992	2	-	20	-	-	-	-	22
FEDERAL	2	-	20	-	-	-	-	22
TOTAL 1993	2	-	1	-	-	1	-	2
FEDERAL	1	-	-	-	-	1	-	1
ARIZONA MARICOPA	1	-	1	-	-	-	-	1
TOTAL 1994	15	641,188	60	6	1	1	-	39
FEDERAL	9	-	1	-	-	-	-	18
FLORIDA STATE ATTORNEY GENERAL	1	-	3	2	1	1	-	1
NEW YORK NEW YORK NY ORGANIZED CRIME TASK FORCE	3 1	641,188 -	56 -	3 1	- -	- -	- -	15 1
QUEENS	1	-	-	-	-	-	-	4
TOTAL 1995	41	60,700	40	3	-	1	1	33
FEDERAL	26	-	25	3	-	-	1	25
ARIZONA MARICOPA STATE ATTORNEY GENERAL	1 1	- -	1 2	- -	- -	- -	- -	- -

**Table 8**  
**Summary of Supplementary Reports for Intercepts**  
**Terminated in Calendar Years 1989 Through 1998**  
**(Report as of December 31, 1999) (Continued)**

Report Year and Jurisdiction	Total Additional Activity During Calendar Year 1999							
	Number of Reports	Costs in \$	Number of Persons Arrested	Number of Trials	Motions to Suppress Intercepts*			Number of Persons Convicted
					G	D	P	
1995 (Continued)								
NEW JERSEY								
MORRIS	1	-	-	-	-	-	-	1
NEW YORK								
NASSAU	1	-	-	-	-	-	-	1
NEW YORK	4	60,700	5	-	-	-	-	5
PENNSYLVANIA								
STATE ATTORNEY GENERAL	7	-	7	-	-	1	-	1
TOTAL 1996	84	94	194	21	1	38	-	205
FEDERAL	34	-	99	6	-	-	-	151
FLORIDA								
2ND JUDICIAL CIRCUIT (LEON)	4	-	16	-	1	-	-	3
18TH JUDICIAL CIRCUIT (BREVARD/SEMINOLE)	8	-	10	-	-	-	-	2
GEORGIA								
GWINNETT	2	-	-	-	-	15	-	10
NEVADA								
CLARK	2	-	8	7	-	1	-	7
NEW JERSEY								
MIDDLESEX	1	-	-	1	-	-	-	2
NEW YORK								
NASSAU	1	-	-	-	-	-	-	1
NEW YORK	9	-	37	-	-	-	-	2
QUEENS	5	-	4	6	-	14	-	13
SUFFOLK	10	-	-	-	-	-	-	2
PENNSYLVANIA								
CUMBERLAND	1	94	1	-	-	-	-	1
STATE ATTORNEY GENERAL	7	-	19	1	-	8	-	11
TOTAL 1997	169	688,372	494	23	-	35	2	464
FEDERAL	85	-	353	20	-	11	2	369
ARIZONA								
MARICOPA	1	-	1	-	-	-	-	1
FLORIDA								
2ND JUDICIAL CIRCUIT (LEON)	12	-	51	-	-	-	-	7
11TH JUDICIAL CIRCUIT (DADE)	10	-	-	-	-	-	-	14



**Table 8**  
**Summary of Supplementary Reports for Intercepts**  
**Terminated in Calendar Years 1989 Through 1998**  
**(Report as of December 31, 1999) (Continued)**

Report Year and Jurisdiction	Total Additional Activity During Calendar Year 1999							
	Number of Reports	Costs in \$	Number of Persons Arrested	Number of Trials	Motions to Suppress Intercepts*			Number of Persons Convicted
					G	D	P	
1997 (Continued)								
FLORIDA								
18TH JUDICIAL CIRCUIT (BREVARD/SEMINOLE)	5	-	23	-	-	-	-	9
GEORGIA								
BIBB	2	-	3	-	-	-	-	3
NEW JERSEY								
BERGEN	14	191,296	1	-	-	-	-	-
BURLINGTON	1	-	1	-	-	-	-	-
ESSEX	1	-	-	-	-	-	-	2
HUNTERDON	1	-	21	-	-	-	-	1
MIDDLESEX	1	-	-	-	-	-	-	2
MORRIS	1	-	-	-	-	-	-	1
NEW YORK								
QUEENS	2	-	-	-	-	24	-	18
SUFFOLK	22	-	-	-	-	-	-	11
OKLAHOMA								
OKLAHOMA	2	320,000	9	-	-	-	-	-
STATE ATTORNEY GENERAL	2	177,076	11	-	-	-	-	9
PENNSYLVANIA								
STATE ATTORNEY GENERAL	4	-	15	-	-	-	-	9
WESTMORELAND	1	-	-	-	-	-	-	2
UTAH								
SALT LAKE	1	-	3	3	-	-	-	3
WISCONSIN								
OUTAGAMIE	1	-	2	-	-	-	-	3
TOTAL 1998	337	3,871,971	1,266	138	20	71	12	1,214
FEDERAL	130	-	751	41	4	35	2	756
ARIZONA								
MARICOPA	4	-	1	1	-	10	1	38
STATE ATTORNEY GENERAL	3	727,124	41	1	-	-	-	26
CALIFORNIA								
MONTEREY	1	-	2	2	-	-	-	2
SAN BERNARDINO	28	695,650	-	-	-	-	-	-
CONNECTICUT								
HARTFORD	2	-	5	-	-	-	-	2
LITCHFIELD	3	-	-	-	-	-	-	9
NEW HAVEN	1	-	1	-	-	-	-	-

**Table 8**  
**Summary of Supplementary Reports for Intercepts**  
**Terminated in Calendar Years 1989 Through 1998**  
**(Report as of December 31, 1999) (Continued)**

Report Year and Jurisdiction	Total Additional Activity During Calendar Year 1999							
	Number of Reports	Costs in \$	Number of Persons Arrested	Number of Trials	Motions to Suppress Intercepts*			Number of Persons Convicted
					G	D	P	
1998 (Continued)								
FLORIDA								
2ND JUDICIAL CIRCUIT (LEON)	4	-	14	-	-	6	-	7
6TH JUDICIAL CIRCUIT (PINELLAS)	1	43,885	-	-	-	-	-	-
11TH JUDICIAL CIRCUIT (DADE)	5	-	-	-	-	-	-	1
15TH JUDICIAL CIRCUIT (PALM BEACH)	1	-	-	-	-	-	-	2
18TH JUDICIAL CIRCUIT (BREVARD/SEMINOLE)	8	-	48	14	-	-	-	31
GEORGIA								
GWINNETT	3	-	-	-	-	1	-	-
HAWAII								
HONOLULU	1	-	14	-	-	1	1	2
KANSAS								
JOHNSON	1	-	3	-	1	1	2	1
STATE ATTORNEY GENERAL	1	34,710	7	3	-	-	-	3
MARYLAND								
CECIL	3	81,335	5	-	-	-	3	-
HARFORD	2	-	-	32	-	1	-	31
HOWARD	1	-	12	-	-	-	2	6
SOMERSET	5	45,000	36	11	-	-	-	10
NEW JERSEY								
BERGEN	3	136,708	-	-	-	-	-	-
BURLINGTON	4	-	46	-	-	-	-	16
ESSEX	3	-	-	-	-	-	-	6
GLOUCESTER	1	-	-	-	-	-	-	13
HUDSON	10	120,650	28	-	-	-	-	-
HUNTERDON	1	-	12	-	-	-	-	4
MIDDLESEX	2	-	-	-	-	-	-	8
UNION	3	-	6	-	-	-	-	6
NEW YORK								
BRONX	21	1,286,917	55	-	-	-	-	49
NASSAU	8	-	-	-	-	-	-	41
NY ORGANIZED CRIME TASK FORCE	2	-	35	4	15	15	-	53
NYC SPECIAL NARCOTICS BUREAU	5	505,344	6	-	-	-	-	6
QUEENS	1	128,033	50	-	-	1	1	7
ROCKLAND	5	26,000	1	-	-	-	-	3
SUFFOLK	18	-	-	-	-	-	-	24
WESTCHESTER	5	-	1	-	-	-	-	21
1998 (Continued)								

**Table 8**  
**Summary of Supplementary Reports for Intercepts**  
**Terminated in Calendar Years 1989 Through 1998**  
**(Report as of December 31, 1999) (Continued)**

Report Year and Jurisdiction	Total Additional Activity During Calendar Year 1999							
	Number of Reports	Costs in \$	Number of Persons Arrested	Number of Trials	Motions to Suppress Intercepts*			Number of Persons Convicted
					G	D	P	
<b>PENNSYLVANIA</b>								
MCKEAN	5	-	-	-	-	-	-	1
MONTGOMERY	2	-	5	8	-	-	-	8
STATE ATTORNEY GENERAL	25	-	55	-	-	-	-	-
<b>UTAH</b>								
SALT LAKE	4	-	26	21	-	-	-	21
<b>VIRGINIA</b>								
STATE ATTORNEY GENERAL	1	40,615	-	-	-	-	-	-

\* Motions: G = granted, D = denied, P = pending.

**Table 9**  
**Arrests and Convictions Resulting From Intercepts Installed in**  
**Calendar Years 1989 Through 1999**

Year of Intercepts	Year Reported											Total All Years	
	1989	1990	1991	1992	1993	1994	1995	1996	1997	1998*	1999	Number	Percent
<b>Number of Intercepts Authorized and Installed</b>	<b>720</b>	<b>812</b>	<b>802</b>	<b>846</b>	<b>938</b>	<b>1,100</b>	<b>1,024</b>	<b>1,035</b>	<b>1,094</b>	<b>1,245</b>	<b>1,277</b>	-	-
<b>1989</b>													
Arrests	2,804	986	289	120	23	8	8	7	-	9	1	4,255	100.0
Convictions	706	823	490	186	111	52	7	1	2	10	1	2,389	56.1
<b>1990</b>													
Arrests	-	2,057	897	213	83	67	26	2	-	9	-	3,354	100.0
Convictions	-	420	550	357	142	111	81	2	62	9	-	1,734	51.7
<b>1991</b>													
Arrests	-	-	2,634	801	270	155	111	30	35	4	-	3,770	100.0
Convictions	-	-	605	827	210	169	148	40	64	8	16	2,087	55.4
<b>1992</b>													
Arrests	-	-	-	2,685	983	326	67	40	22	35	20	4,178	100.0
Convictions	-	-	-	607	895	450	164	50	1	45	22	2,234	53.5
<b>1993</b>													
Arrests	-	-	-	-	2,428	981	390	130	109	70	1	4,109	100.0
Convictions	-	-	-	-	413	912	538	233	179	81	2	2,358	57.4
<b>1994</b>													
Arrests	-	-	-	-	-	2,852	1,165	209	79	86	60	4,451	100.0
Convictions	-	-	-	-	-	772	965	403	191	163	39	2,533	57.4
<b>1995</b>													
Arrests	-	-	-	-	-	-	2,577	1,246	448	425	40	4,736	100.0
Convictions	-	-	-	-	-	-	494	1,112	740	502	33	2,881	60.8
<b>1996</b>													
Arrests	-	-	-	-	-	-	-	2,464	1,069	402	194	4,137	100.0
Convictions	-	-	-	-	-	-	-	502	1,110	423	205	2,245	54.3
<b>1997</b>													
Arrests	-	-	-	-	-	-	-	-	3,086	1,406	494	4,937	100.0
Convictions	-	-	-	-	-	-	-	-	542	1,220	464	2,237	45.3
<b>1998</b>													
Arrests	-	-	-	-	-	-	-	-	-	3,450	1,266	4,716	100.0
Convictions	-	-	-	-	-	-	-	-	-	911	1,214	2,125	45.1
<b>1999</b>													
Arrests	-	-	-	-	-	-	-	-	-	-	4,372	4,372	100.0
Convictions	-	-	-	-	-	-	-	-	-	-	654	654	15.0

\* Revised.

TABLE A-1  
UNITED STATES DISTRICT COURTS

CALENDAR YEAR 1999

REPORT BY JUDGES OF COURT-AUTHORIZED INTERCEPTS OF WIRE, ORAL, OR ELECTRONIC COMMUNICATIONS  
PURSUANT TO 18 U.S.C. 2519

A.O. Number	Authorizing Official		Offense Specified	Intercept		Date of Application	Authorized Length		
	Judge	Attorney General <sup>1</sup>		Type <sup>2</sup>	Place <sup>3</sup>		Original Order (Days)	Number of Extensions	Total Length (Days)
ALABAMA, NORTHERN									
1**	NELSON	WARREN	RACKETEERING	P	B	11/23/1998	30	-	30
2	SMITH	WARREN	NARCOTICS	E	O8	01/07/1999	30	-	30
3	NELSON	DIGREGORY	NARCOTICS	P	B	04/01/1999	30	1	60
4	NELSON	WARREN	NARCOTICS	E	O8	05/12/1999	30	1	60
5	JOHNSON	WARREN	NARCOTICS	E	O8	08/12/1999	30	-	30
6	JOHNSON	KEENEY	NARCOTICS	PE	SO8	08/23/1999	30	-	30
ALABAMA, MIDDLE									
7**	DEMENT	MOORER	NARCOTICS	E	O8	10/23/1998	30	-	30
8	DEMENT	RICHARD	NARCOTICS	P	S	12/18/1998	30	-	30
9	DEMENT	HOROWITZ	NARCOTICS	E	O8	02/04/1999	30	1	60
10	ALBRITTON	HOROWITZ	FRAUD	PE	SBO13	02/23/1999	30	-	30
11	ALBRITTON	KEENEY	NARCOTICS	E	O8	05/19/1999	30	-	30
12	DEMENT	KEENEY	RACKETEERING	PE	SO8	06/01/1999	30	-	30
ALASKA									
13**	SINGLETON	KEENEY	NARCOTICS	P	B	11/13/1998	30	-	30
ARIZONA									
14**	STRAND	BURKE	NARCOTICS	E	O8	10/09/1998	30	-	30
15**	STRAND	STEIN	FRAUD	PE	BO8	10/22/1998	30	-	30
16**	MCNAMEE	BURKE	NARCOTICS	E	O8	11/06/1998	30	-	30
17**	STRAND	STEVENS	NARCOTICS	E	O8	11/19/1998	30	-	30
18	ZAPATA	LACEY	NARCOTICS	E	O12	12/21/1998	30	1	60
19	BROOMFIELD	WARREN	NARCOTICS	P	S	02/11/1999	30	1	60
20	BROWNING	KEENEY	NARCOTICS	M	S	03/08/1999	30	-	30
21	STRAND	WARREN	NARCOTICS	E	RO8	04/22/1999	30	4	150
22	MCNAMEE	WARREN	NARCOTICS	P	S	06/17/1999	30	2	90
23	STRAND	DIGREGORY	NARCOTICS	PE	SRO8	07/14/1999	30	-	30
24	MCNAMEE	WARREN	NARCOTICS	P	B	07/24/1999	30	1	60
25	MCNAMEE	DIGREGORY	NARCOTICS	E	O8	08/18/1999	30	1	60
26	MCNAMEE	WARREN	NARCOTICS	E	O8	10/05/1999	30	1	60
27	MCNAMEE	WARREN	NARCOTICS	E	O8	10/28/1999	30	1	60

<sup>1</sup> The attorney general or designee authorized the filing of the reported applications under provisions of 18 U.S.C. 2516.

<sup>2</sup> Type: P=Phone Wire, M=Micro-Eavesdrop, E=Electronic, NR=Not Reported.

<sup>3</sup> Place: S=Single-Family Dwelling, A=Apartment, M=Multiple Dwelling, B=Business, R=Roving, O=Other.

Other: 6=Automobile/Van, 7=Briefcase, 8=Cellular/Mobile Phone, 9=Cemetery, 10=Closed Circuit TV, 11=Container, 12=Digital Display Pager, 13=Facsimile, 14=Garage/Parking Lot, 15=Hospital, 16=Hotel Room/Motel Room, 17=Jail, 18=Mobile Home/Trailer, 19=Package/Cargo, 20=Pay Phone, 21=Pen Register, 22=Prison, 23=Social Club, 24=Storage, 25=Telefax, 26=Courthouse, 27=Street, 28=Computer, 29=School.

TABLE A-1  
UNITED STATES DISTRICT COURTS

CALENDAR YEAR 1999

REPORT BY PROSECUTORS OF COURT-AUTHORIZED INTERCEPTS OF WIRE, ORAL, OR ELECTRONIC COMMUNICATIONS  
PURSUANT TO 18 U.S.C. 2519

A.O. Number	Number of Days in Oper- ation <sup>4</sup>	Average Inter- cepts per Day	Number of <sup>5</sup>			Costs		Number of					
			Persons Inter- cepted	Intercepts	Incrim- inating Intercepts	Total Cost in \$	Other Than Manpower in \$	Arrests	Trials	Motions to Suppress Intercepts <sup>6</sup>			Persons Con- victed
										G	D	P	
ALABAMA, NORTHERN													
1**	30	86	25	2,582	101	26,908	2,000	-	-	-	-	-	-
2	30	45	59	1,337	197	43,707	1,467	4	-	-	-	-	-
3	58	55	35	3,198	219	13,429	3,000	-	-	-	-	-	-
4	58	19	30	1,116	291	9,336	2,500	-	-	-	-	-	-
5	25	221	35	5,524	1,000	68,175	3,405	-	-	-	-	-	-
6	29	106	90	3,078	180	18,477	3,067	-	-	-	-	-	-
ALABAMA, MIDDLE													
7**	30	19	15	555	15	-	-	-	-	-	-	-	-
8	30	63	15	1,901	15	-	-	-	-	-	-	-	-
9	47	133	55	6,255	195	-							
10	28	20	8	560	30	16,321	2,100	-	-	-	-	-	-
11	13	78	143	1,008	35	12,920	750	7	-	-	-	-	-
12	20	43	10	864	2	33,083	3,329	-	-	-	-	-	-
ALASKA													
13**	30	47	27	1,421	412	193,627	1,800	-	-	-	-	-	-
ARIZONA													
14**	30	29	64	876	347	80,637	20,400	4	-	-	-	-	-
15**	30	23	79	675	135	-	-	-	-	-	-	-	-
16**	30	20	49	603	319	45,302	2,000	4	-	-	-	-	-
17**	28	38	53	1,058	454	102,148	25,512	-	-	-	-	-	-
18	60	2	37	119	82	22,186	-	-	-	-	-	-	-
19	55	33	581	1,802	1,569	321,989	5,250	19	-	-	-	-	1
20	NI	-	-	-	-	-	-	-	-	-	-	-	-
21	138	62	251	8,596	4,923	168,296	5,500	-	-	-	-	-	-
22	90	27	76	2,473	111	493,368	273,888	3	-	-	-	-	-
23	26	18	53	460	460	16,140	1,100	11	-	-	-	-	-
24	51	51	10	2,600	1,539	RELATED TO NO. 22							
25	60	43	94	2,605	753	RELATED TO NO. 22							
26	60	56	141	3,343	367	RELATED TO NO. 22							
27	59	129	147	7,617	2,042	RELATED TO NO. 22							

<sup>4</sup>NI indicates never installed. I indicates installed but never used.

<sup>5</sup>NR indicates not reported or could not be determined.

<sup>6</sup>Motions: G=Granted, D=Denied, P=Pending.

\* This wiretap was terminated during 1997 or earlier, but was not reported at that time because it was part of an ongoing investigation.

\*\*This wiretap was terminated during 1998, but was not reported at that time because it was part of an ongoing investigation.

TABLE A-1  
UNITED STATES DISTRICT COURTS

CALENDAR YEAR 1999

REPORT BY JUDGES OF COURT-AUTHORIZED INTERCEPTS OF WIRE, ORAL, OR ELECTRONIC COMMUNICATIONS  
PURSUANT TO 18 U.S.C. 2519

A.O. Number	Authorizing Official		Offense Specified	Intercept		Date of Application	Authorized Length		
	Judge	Attorney General <sup>1</sup>		Type <sup>2</sup>	Place <sup>3</sup>		Original Order (Days)	Number of Extensions	Total Length (Days)
ARKANSAS, WESTERN									
28	MOODY	WARREN	\$LAUNDERING	E	O8	05/13/1999	30	-	30
29	MOODY	HARRIS	NARCOTICS	E	O12	07/16/1999	30	-	30
30	MOODY	KEENEY	NARCOTICS	E	O8	07/16/1999	30	1	60
CALIFORNIA, NORTHERN									
31**	WILKEN	WARREN	NARCOTICS	E	O8,O12	04/16/1998	30	6	210
32**	WILKEN	DIGREGORY	NARCOTICS	ME	SO8	07/09/1998	30	3	120
33**	BREYER	COLE	NARCOTICS	PE	SBO12	09/25/1998	30	2	90
34**	BREYER	COLE	NARCOTICS	E	O8,O12	10/27/1998	30	-	30
35	CHESNEY	KEENEY	NARCOTICS	P	B	12/15/1998	30	-	30
36	CHESNEY	WARREN	NARCOTICS	E	O8	01/25/1999	30	-	30
37	PATEL	KEENEY	NARCOTICS	E	O8	03/16/1999	30	2	90
38	JENKINS	WARREN	RACKETEERING	PE	SO8	04/15/1999	30	5	180
39	JENKINS	WARREN	RACKETEERING	PE	SO8	05/13/1999	30	1	60
40	JENKINS	DIGREGORY	RACKETEERING	E	O8	07/13/1999	30	2	90
41	JENKINS	WARREN	RACKETEERING	PE	SO8	10/17/1999	30	1	60
CALIFORNIA, EASTERN									
42	COYLE	WARREN	NARCOTICS	P	S	01/26/1999	30	-	30
43	LEVI	KEENEY	NARCOTICS	E	O8	01/26/1999	30	2	90
44	COYLE	WARREN	NARCOTICS	P	S	02/23/1999	30	1	60
45	WANGER	DIGREGORY	NARCOTICS	P	S	02/24/1999	30	-	30
46	LEVI	DIGREGORY	NARCOTICS	E	O8	04/06/1999	30	-	30
47	WANGER	WARREN	NARCOTICS	P	SB	05/25/1999	30	1	60
48	WANGER	HOROWITZ	NARCOTICS	P	B	07/15/1999	30	-	30
49	GARCIA	KEENEY	BOMBING	P	S	09/02/1999	30	3	120
CALIFORNIA, CENTRAL									
50**	BAIRD	MOHRBACHER	NARCOTICS	PE	AO8	08/19/1998	30	-	30
51**	PREGERSON	ROBINSON	RACKETEERING	E	O8	10/07/1998	30	1	60
52**	TEVRIZIAN	MOHRBACHER	NARCOTICS	E	O8	10/08/1998	30	-	30
53**	PREGERSON	ROBINSON	RACKETEERING	E	O8	11/24/1998	30	-	30

<sup>1</sup> The attorney general or designee authorized the filing of the reported applications under provisions of 18 U.S.C. 2516.

<sup>2</sup> Type: P=Phone Wire, M=Micro-Eavesdrop, E=Electronic, NR=Not Reported.

<sup>3</sup> Place: S=Single-Family Dwelling, A=Apartment, M=Multiple Dwelling, B=Business, R=Roving, O=Other.

Other: 6=Automobile/Van, 7=Briefcase, 8=Cellular/Mobile Phone, 9=Cemetery, 10=Closed Circuit TV, 11=Container, 12=Digital Display Pager, 13=Facsimile, 14=Garage/Parking Lot, 15=Hospital, 16=Hotel Room/Motel Room, 17=Jail, 18=Mobile Home/Trailer, 19=Package/Cargo, 20=Pay Phone, 21=Pen Register, 22=Prison, 23=Social Club, 24=Storage, 25=Telefax, 26=Courthouse, 27=Street, 28=Computer, 29=School.

TABLE A-1  
UNITED STATES DISTRICT COURTS

CALENDAR YEAR 1999

REPORT BY PROSECUTORS OF COURT-AUTHORIZED INTERCEPTS OF WIRE, ORAL, OR ELECTRONIC COMMUNICATIONS  
PURSUANT TO 18 U.S.C. 2519

A.O. Number	Number of Days in Oper- ation <sup>4</sup>	Average Inter- cepts per Day	Number of <sup>5</sup>			Costs		Number of					
			Persons Inter- cepted	Intercepts	Incrim- inating Intercepts	Total Cost in \$	Other Than Manpower in \$	Arrests	Trials	Motions to Suppress Intercepts <sup>6</sup>			Persons Con- victed
										G	D	P	
ARKANSAS, WESTERN													
28	29	50	67	1,446	268	48,004	200	-	-	-	-	-	-
29	30	19	1	555	77	3,027	-	-	-	-	-	-	-
30	58	79	170	4,606	905	99,218	4,200	-	-	-	-	-	-
CALIFORNIA, NORTHERN													
31**	205	60	1	12,390	9	454,252	20,000	1	-	-	-	-	-
32**	118	11	16	1,252	20	RELATED TO NO. 31**							
33**	82	33	236	2,704	757	244,795	11,371	9	-	-	-	-	-
34**	30	1	7	35	6	RELATED TO NO. 33**							
35	29	89	55	2,582	201	6,324	2,000	-	-	-	-	-	-
36	21	5	14	110	61	13,161	1,025	-	-	-	-	-	-
37	88	31	130	2,725	503	27,593	2,822	7	-	-	-	-	-
38	175	40	432	6,921	910	101,787	2,963	-	-	-	-	-	-
39	49	9	90	427	104	RELATED TO NO. 38							
40	90	9	74	841	217	RELATED TO NO. 38							
41	60	69	165	4,114	584	19,015	1,192	-	-	-	-	-	-
CALIFORNIA, EASTERN													
42	30	112	120	3,359	92	30,723	2,400	7	-	-	-	-	-
43	89	8	200	735	532	629,296	20,522	9	-	-	-	-	-
44	58	73	95	4,238	475	51,442	2,966	7	-	-	-	-	-
45	26	34	34	880	28	43,631	650	4	-	-	-	-	1
46	19	1	20	21	9	RELATED TO NO. 43							
47	60	67	90	4,004	741	101,504	9,500	38	-	-	-	-	2
48	29	48	176	1,404	103	25,800	1,730	38	-	-	-	-	-
49	91	9	79	837	118	116,672	1,750	2	-	-	-	-	-
CALIFORNIA, CENTRAL													
50**	30	85	69	2,556	90	33,000	17,000	1	-	-	-	-	-
51**	41	16	103	663	177	40,180	500	-	-	-	-	-	-
52**	4	41	12	163	32	19,036	1,500	-	-	-	-	-	-
53**	24	43	22	1,024	368	24,230	989	5	-	-	-	-	-

<sup>4</sup>NI indicates never installed. I indicates installed but never used.

<sup>5</sup>NR indicates not reported or could not be determined.

<sup>6</sup>Motions: G=Granted, D=Denied, P=Pending.

\* This wiretap was terminated during 1997 or earlier, but was not reported at that time because it was part of an ongoing investigation.

\*\*This wiretap was terminated during 1998, but was not reported at that time because it was part of an ongoing investigation.



TABLE A-1  
UNITED STATES DISTRICT COURTS

CALENDAR YEAR 1999

REPORT BY JUDGES OF COURT-AUTHORIZED INTERCEPTS OF WIRE, ORAL, OR ELECTRONIC COMMUNICATIONS  
PURSUANT TO 18 U.S.C. 2519

A.O. Number	Authorizing Official		Offense Specified	Intercept		Date of Application	Authorized Length		
	Judge	Attorney General <sup>1</sup>		Type <sup>2</sup>	Place <sup>3</sup>		Original Order (Days)	Number of Extensions	Total Length (Days)
CALIFORNIA, CENTRAL (CONTINUED)									
54	MORROW	WARREN	NARCOTICS	P	A	12/18/1998	30	-	30
55	TEVRIZIAN	WARREN	NARCOTICS	P	S	12/30/1998	30	1	60
56	LETTS	KEENEY	NARCOTICS	P	O18	01/14/1999	30	2	90
57	TEVRIZIAN	WARREN	NARCOTICS	E	O8	01/15/1999	30	2	90
58	COLLINS	WARREN	NARCOTICS	E	O8,O12	02/09/1999	30	-	30
59	COLLINS	HOROWITZ	NARCOTICS	PE	SO12	02/11/1999	30	2	90
60	PAEZ	WARREN	NARCOTICS	E	O8	02/25/1999	30	-	30
61	LETTS	KEENEY	NARCOTICS	E	O8	02/26/1999	30	1	60
62	TEVRIZIAN	MOHRBACHER	NARCOTICS	E	O8	03/03/1999	30	-	30
63	PAEZ	KEENEY	NARCOTICS	E	O8	03/05/1999	30	3	120
64	COLLINS	KEENEY	NARCOTICS	E	O8	03/11/1999	30	-	30
65	LETTS	KEENEY	NARCOTICS	E	O8	03/24/1999	30	-	30
66	PAEZ	WARREN	NARCOTICS	PE	SO8	03/25/1999	30	1	60
67	LETTS	KEENEY	NARCOTICS	E	O8	04/01/1999	30	3	120
68	KELLER	DIGREGORY	NARCOTICS	E	O8	04/02/1999	30	-	30
69	SNYDER	WARREN	\$LAUNDERING	P	SB	04/07/1999	30	1	60
70	COLLINS	KEENEY	NARCOTICS	P	S	04/09/1999	30	-	30
71	LETTS	WARREN	NARCOTICS	E	O8	04/22/1999	30	1	60
72	COLLINS	DIGREGORY	NARCOTICS	P	S	05/04/1999	30	1	60
73	LETTS	KEENEY	NARCOTICS	E	O8	05/14/1999	30	1	60
74	MARSHALL	KEENEY	NARCOTICS	E	O8	05/18/1999	30	-	30
75	COLLINS	WARREN	NARCOTICS	E	O8	05/19/1999	30	1	60
76	LETTS	WARREN	NARCOTICS	PE	SO8,O12	05/19/1999	30	-	30
77	LETTS	WARREN	NARCOTICS	PE	SO8	05/20/1999	30	-	30
78	KELLER	WARREN	NARCOTICS	P	S	05/27/1999	30	-	30
79	LETTS	WARREN	NARCOTICS	E	O8	05/28/1999	30	-	30
80	KELLER	KEENEY	NARCOTICS	P	SA	06/22/1999	30	1	60
81	MARSHALL	WARREN	TRANSPORT	E	O8	06/23/1999	30	-	30
82	LETTS	WARREN	NARCOTICS	E	O8	06/25/1999	30	-	30
83	KELLER	HOROWITZ	NARCOTICS	E	O8	06/29/1999	30	-	30

<sup>1</sup>The attorney general or designee authorized the filing of the reported applications under provisions of 18 U.S.C. 2516.

<sup>2</sup>Type: P=Phone Wire, M=Micro-Eavesdrop, E=Electronic, NR=Not Reported.

<sup>3</sup>Place: S=Single-Family Dwelling, A=Apartment, M=Multiple Dwelling, B=Business, R=Roving, O=Other.

Other: 6=Automobile/Van, 7=Briefcase, 8=Cellular/Mobile Phone, 9=Cemetery, 10=Closed Circuit TV, 11=Container, 12=Digital Display Pager, 13=Facsimile, 14=Garage/Parking Lot, 15=Hospital, 16=Hotel Room/Motel Room, 17=Jail, 18=Mobile Home/Trailer, 19=Package/Cargo, 20=Pay Phone, 21=Pen Register, 22=Prison, 23=Social Club, 24=Storage, 25=Telefax, 26=Courthouse, 27=Street, 28=Computer, 29=School.

TABLE A-1  
UNITED STATES DISTRICT COURTS

CALENDAR YEAR 1999

REPORT BY PROSECUTORS OF COURT-AUTHORIZED INTERCEPTS OF WIRE, ORAL, OR ELECTRONIC COMMUNICATIONS  
PURSUANT TO 18 U.S.C. 2519

A.O. Number	Number of Days in Oper-ation <sup>4</sup>	Average Inter-cepts per Day	Number of <sup>5</sup>			Costs		Number of					
			Persons Inter-cepted	Intercepts	Incrim-inating Intercepts	Total Cost in \$	Other Than Manpower in \$	Arrests	Trials	Motions to Suppress Intercepts <sup>6</sup>			Persons Con- victed
										G	D	P	
CALIFORNIA, CENTRAL (CONTINUED)													
54	24	-	-	-	-	33,597	5,000	-	-	-	-	-	-
55	51	129	89	6,594	623	11,077	600	1	-	-	-	-	1
56	66	85	138	5,615	186	21,538	7,200	5	-	-	-	-	-
57	67	38	268	2,546	124	64,240	6,000	9	-	-	1	-	7
58	27	41	41	1,097	199	34,526	2,366	-	-	-	-	-	-
59	90	43	51	3,837	354	192,294	23,094	11	-	-	-	-	-
60	21	14	15	300	150	52,000	2,000	14	-	-	-	-	-
61	39	24	4	920	81	20,344	1,000	2	-	-	-	-	-
62	19	6	20	114	76	23,240	3,000	-	-	-	-	-	-
63	114	11	31	1,283	208	181,104	6,000	1	-	-	-	-	-
64	30	6	21	186	11	192,294	23,094	11	-	-	-	-	-
65	30	33	13	1,002	243	77,624	3,000	19	-	-	-	-	-
66	60	6	300	346	55	95,640	4,920	-	-	-	-	-	-
67	90	116	530	10,433	1,642	726,112	194,000	13	-	-	-	-	-
68	I	-	-	-	-	-	-	-	-	-	-	-	-
69	60	23	167	1,403	153	32,428	700	-	-	-	-	-	-
70	30	10	20	314	90	RELATED TO NO. 59							
71	60	34	17	2,055	205	RELATED TO NO. 65							
72	60	15	32	900	162	66,686	2,366	31	-	-	-	-	-
73	60	23	142	1,402	191	RELATED TO NO. 67							
74	30	15	16	450	81	34,526	2,366	7	-	-	-	-	-
75	60	15	32	900	162	66,686	2,366	8	-	-	-	-	-
76	30	36	116	1,073	70	52,668	4,500	-	-	-	-	-	-
77	23	16	55	362	45	9,048	4,039	-	-	-	-	-	-
78	26	30	76	781	18	88,022	17,400	-	-	-	-	-	-
79	30	348	277	10,433	10	RELATED TO NO. 67							
80	54	243	35	13,130	934	131,600	2,000	3	-	-	-	-	-
81	29	43	111	1,256	516	285,502	14,165	27	-	-	-	-	-
82	30	18	35	527	128	26,940	1,500	-	-	-	-	-	-
83	30	3	79	84	24	32,700	2,460	-	-	-	-	-	-

<sup>4</sup>NI indicates never installed. I indicates installed but never used.

<sup>5</sup>NR indicates not reported or could not be determined.

<sup>6</sup>Motions: G=Granted, D=Denied, P=Pending.

\* This wiretap was terminated during 1997 or earlier, but was not reported at that time because it was part of an ongoing investigation.

\*\*This wiretap was terminated during 1998, but was not reported at that time because it was part of an ongoing investigation.

TABLE A-1  
UNITED STATES DISTRICT COURTS

CALENDAR YEAR 1999

REPORT BY JUDGES OF COURT-AUTHORIZED INTERCEPTS OF WIRE, ORAL, OR ELECTRONIC COMMUNICATIONS  
PURSUANT TO 18 U.S.C. 2519

A.O. Number	Authorizing Official		Offense Specified	Intercept		Date of Application	Authorized Length		
	Judge	Attorney General <sup>1</sup>		Type <sup>2</sup>	Place <sup>3</sup>		Original Order (Days)	Number of Extensions	Total Length (Days)
CALIFORNIA, CENTRAL (CONTINUED)									
84	KELLER	KEENEY	NARCOTICS	E	O8	07/02/1999	30	1	60
85	COLLINS	WARREN	NARCOTICS	E	O8	07/06/1999	30	-	30
86	TAYLOR	WARREN	NARCOTICS	P	S	07/07/1999	30	1	60
87	KELLER	DIGREGORY	NARCOTICS	E	O8	07/15/1999	30	-	30
88	LEW	WARREN	NARCOTICS	E	O8	07/23/1999	30	-	30
89	LETTIS	WARREN	NARCOTICS	E	O8	08/18/1999	30	-	30
90	KELLER	WARREN	NARCOTICS	E	O8,O12	09/03/1999	30	-	30
91	PREGERSON	WARREN	NARCOTICS	E	O8,O12	11/03/1999	30	-	30
CALIFORNIA, SOUTHERN									
92**	HUFF	WARREN	NARCOTICS	PE	SBO8	04/23/1998	30	5	180
93	HUFF	WARREN	NARCOTICS	PE	SBO8	06/09/1998	30	6	210
94**	HUFF	KEENEY	NARCOTICS	E	O8	10/08/1998	30	-	30
95	HUFF	WARREN	CONSPIRACY	P	S	11/02/1998	30	1	60
96	HUFF	ROBINSON	FRAUD	P	B	01/08/1999	30	1	60
97	HUFF	WARREN	COUNTERFEITING	P	SA	02/09/1999	30	1	60
98	HUFF	WARREN	NARCOTICS	E	O8	02/11/1999	30	1	60
99	HUFF	DIGREGORY	RACKETEERING	PE	BO8	03/16/1999	30	1	60
100	HUFF	WARREN	NARCOTICS	PE	ABO8	04/07/1999	30	1	60
101	HUFF	KEENEY	TRANSPORT	P	S	04/09/1999	30	-	30
102	HUFF	KEENEY	NARCOTICS	E	O8	04/15/1999	30	4	150
103	HUFF	RICHARD	NARCOTICS	PE	SO8	06/15/1999	30	4	150
104	HUFF	KEENEY	NARCOTICS	E	O12,O28	06/24/1999	30	1	60
105	HUFF	DUFFY	NARCOTICS	E	O8	06/28/1999	30	2	90
106	HUFF	ROBINSON	NARCOTICS	P	R	08/06/1999	30	-	30
COLORADO									
107**	KANE	WARREN	NARCOTICS	PM	SO18	08/12/1998	30	2	90
108**	KANE	KEENEY	NARCOTICS	PE	SO12	08/18/1998	30	1	60
109**	KANE	WARREN	NARCOTICS	P	S	10/07/1998	30	1	60
110**	KANE	MYDANS	NARCOTICS	E	O12	10/21/1998	30	-	30
111**	KANE	WARREN	NARCOTICS	P	S	10/23/1998	30	-	30

<sup>1</sup>The attorney general or designee authorized the filing of the reported applications under provisions of 18 U.S.C. 2516.

<sup>2</sup>Type: P=Phone Wire, M=Micro-Eavesdrop, E=Electronic, NR=Not Reported.

<sup>3</sup>Place: S=Single-Family Dwelling, A=Apartment, M=Multiple Dwelling, B=Business, R=Roving, O=Other.

Other: 6=Automobile/Van, 7=Briefcase, 8=Cellular/Mobile Phone, 9=Cemetery, 10=Closed Circuit TV, 11=Container, 12=Digital Display Pager, 13=Facsimile, 14=Garage/Parking Lot, 15=Hospital, 16=Hotel Room/Motel Room, 17=Jail, 18=Mobile Home/Trailer, 19=Package/Cargo, 20=Pay Phone, 21=Pen Register, 22=Prison, 23=Social Club, 24=Storage, 25=Telefax, 26=Courthouse, 27=Street, 28=Computer, 29=School.

TABLE A-1  
UNITED STATES DISTRICT COURTS

CALENDAR YEAR 1999

REPORT BY PROSECUTORS OF COURT-AUTHORIZED INTERCEPTS OF WIRE, ORAL, OR ELECTRONIC COMMUNICATIONS  
PURSUANT TO 18 U.S.C. 2519

A.O. Number	Number of Days in Oper- ation <sup>4</sup>	Average Inter- cepts per Day	Number of <sup>5</sup>			Costs		Number of					
			Persons Inter- cepted	Intercepts	Incrim- inating Intercepts	Total Cost in \$	Other Than Manpower in \$	Arrests	Trials	Motions to Suppress Intercepts <sup>6</sup>			Persons Convicted
										G	D	P	
CALIFORNIA, CENTRAL (CONTINUED)													
84	60	39	23	2,355	197	68,000	-	-	-	-	-	-	-
85	25	18	16	450	81	55,966	2,366	5	-	-	-	-	-
86	60	34	106	2,029	43	96,927	30,000	-	-	-	-	-	-
87	30	3	100	90	17	32,700	2,460	3	-	-	-	-	-
88	I	-	-	-	-	8,200	-	-	-	-	-	-	-
89	24	13	3	308	44	61,552	3,000	5	-	-	-	-	-
90	30	34	26	1,015	256	35,000	1,000	-	-	-	-	-	-
91	30	19	32	567	24	31,000	-	2	-	-	-	-	-
CALIFORNIA, SOUTHERN													
92**	179	20	69	3,508	258	90,184	7,802	-	-	-	-	-	-
93	187	38	212	7,184	673	203,301	4,552	13	-	-	-	-	-
94**	30	-	-	-	-	RELATED TO NO. 93							
95	58	35	225	2,038	710	27,118	1,095	3	-	-	-	-	2
96	39	7	58	292	223	27,310	2,817	-	-	-	-	-	-
97	55	25	56	1,373	400	16,902	2,988	-	-	-	-	-	-
98	60	22	86	1,305	549	76,257	5,715	-	-	-	-	-	-
99	58	102	720	5,895	1,921	146,703	3,012	-	-	-	-	-	-
100	51	64	63	3,244	712	158,587	9,893	6	-	-	-	-	1
101	29	53	241	1,535	745	174,483	15,557	-	-	-	-	-	-
102	150	9	50	1,364	212	133,911	10,179	11	-	-	-	-	-
103	143	50	332	7,176	492	142,728	6,300	-	-	-	-	-	-
104	58	5	25	318	43	6,347	40	9	-	-	-	-	-
105	81	5	22	441	44	35,869	7,234	11	-	-	-	-	-
106	11	26	37	288	69	16,083	1,850	6	-	-	-	-	2
COLORADO													
107**	84	15	56	1,282	134	93,473	18,500	19	-	-	-	-	-
108**	59	11	30	667	227	64,469	1,000	-	-	-	-	-	-
109**	43	24	98	1,051	420	53,412	600	11	-	-	-	1	-
110**	29	19	50	540	326	1,215	50	RELATED TO NO. 109**					
111**	6	128	175	768	73	9,681	750	2	-	-	-	1	-

<sup>4</sup>NI indicates never installed. I indicates installed but never used.

<sup>5</sup>NR indicates not reported or could not be determined.

<sup>6</sup>Motions: G=Granted, D=Denied, P=Pending.

\* This wiretap was terminated during 1997 or earlier, but was not reported at that time because it was part of an ongoing investigation.

\*\*This wiretap was terminated during 1998, but was not reported at that time because it was part of an ongoing investigation.

TABLE A-1  
UNITED STATES DISTRICT COURTS

CALENDAR YEAR 1999

REPORT BY JUDGES OF COURT-AUTHORIZED INTERCEPTS OF WIRE, ORAL, OR ELECTRONIC COMMUNICATIONS  
PURSUANT TO 18 U.S.C. 2519

A.O. Number	Authorizing Official		Offense Specified	Intercept		Date of Application	Authorized Length		
	Judge	Attorney General <sup>1</sup>		Type <sup>2</sup>	Place <sup>3</sup>		Original Order (Days)	Number of Extensions	Total Length (Days)
COLORADO (CONTINUED)									
112	KANE	KEENEY	NARCOTICS	PE	BO8	01/12/1999	30	1	60
113	WEINSHIENK	HOROWITZ	NARCOTICS	E	O8	04/06/1999	30	-	30
114	WEINSHIENK	HOROWITZ	NARCOTICS	E	O12	04/06/1999	30	-	30
115	WEINSHIENK	KEENEY	FRAUD	E	B28	04/26/1999	30	-	30
116	KANE	WARREN	\$LAUNDERING	P	B	05/17/1999	30	1	60
117	WEINSHIENK	WARREN	NARCOTICS	E	O8	05/18/1999	30	-	30
118	WEINSHIENK	DIGREGORY	NARCOTICS	E	O8	06/10/1999	30	-	30
119	WEINSHIENK	WARREN	NARCOTICS	E	O8	07/15/1999	30	1	60
120	WEINSHIENK	WARREN	NARCOTICS	E	O8	07/23/1999	30	1	60
121	WEINSHIENK	PODOLAK	NARCOTICS	E	O12	07/30/1999	30	1	60
CONNECTICUT									
122**	EGINTON	WARREN	MURDER	PE	SO12	08/06/1998	30	1	60
123**	HALL	DIGREGORY	MURDER	P	A	08/19/1998	30	-	30
124**	NEVAS	WARREN	NARCOTICS	PE	AO8	10/13/1998	30	1	60
125**	BURNS	ROBINSON	NARCOTICS	PE	SO12	11/03/1998	30	-	30
126**	DORSEY	WARREN	KIDNAPPING	P	S	11/20/1998	30	-	30
127	NEVAS	WARREN	NARCOTICS	PE	SO8,O12	02/03/1999	30	3	120
128	COVELLO	HOROWITZ	NARCOTICS	P	B	04/05/1999	30	-	30
129	NEVAS	DIGREGORY	NARCOTICS	PE	SO12	04/05/1999	30	-	30
130	NEVAS	WARREN	NARCOTICS	P	S	04/28/1999	30	-	30
131	CHATIGNY	KEENEY	NARCOTICS	E	O8	07/07/1999	30	-	30
132	ARTERTON	WARREN	NARCOTICS	PE	AO8	08/23/1999	30	1	60
133	THOMPSON	DIGREGORY	NARCOTICS	PE	BO8,O12	09/15/1999	30	-	30
134	BURNS	KEENEY	NARCOTICS	PE	ABO8	11/10/1999	30	-	30
DISTRICT OF COLUMBIA									
135**	FRIEDMAN	KEENEY	RACKETEERING	P	A	12/04/1998	30	-	30
136	HOGAN	KEENEY	NARCOTICS	E	O8	04/05/1999	30	1	60
137	ROBERTSON	O'MALLEY	NARCOTICS	E	O12	05/13/1999	30	1	60
138	HOGAN	RICHARD	NARCOTICS	E	O8	05/24/1999	30	-	30
139	ROBERTSON	WARREN	NARCOTICS	E	O8	06/30/1999	30	-	30

<sup>1</sup>The attorney general or designee authorized the filing of the reported applications under provisions of 18 U.S.C. 2516.

<sup>2</sup>Type: P=Phone Wire, M=Micro-Eavesdrop, E=Electronic, NR=Not Reported.

<sup>3</sup>Place: S=Single-Family Dwelling, A=Apartment, M=Multiple Dwelling, B=Business, R=Roving, O=Other.

Other: 6=Automobile/Van, 7=Briefcase, 8=Cellular/Mobile Phone, 9=Cemetery, 10=Closed Circuit TV, 11=Container, 12=Digital Display Pager, 13=Facsimile, 14=Garage/Parking Lot, 15=Hospital, 16=Hotel Room/Motel Room, 17=Jail, 18=Mobile Home/Trailer, 19=Package/Cargo, 20=Pay Phone, 21=Pen Register, 22=Prison, 23=Social Club, 24=Storage, 25=Telefax, 26=Courthouse, 27=Street, 28=Computer, 29=School.

TABLE A-1  
UNITED STATES DISTRICT COURTS

CALENDAR YEAR 1999

REPORT BY PROSECUTORS OF COURT-AUTHORIZED INTERCEPTS OF WIRE, ORAL, OR ELECTRONIC COMMUNICATIONS  
PURSUANT TO 18 U.S.C. 2519

A.O. Number	Number of Days in Oper-ation <sup>4</sup>	Average Inter-cepts per Day	Number of <sup>5</sup>			Costs		Number of					
			Persons Inter-cepted	Intercepts	Incrim-inating Intercepts	Total Cost in \$	Other Than Manpower in \$	Arrests	Trials	Motions to Suppress Intercepts <sup>6</sup>			Persons Con- victed
										G	D	P	
COLORADO (CONTINUED)													
112	50	236	270	11,806	342	275,000	15,000	28	-	-	-	-	-
113	29	31	26	890	251	5,922	934	9	-	-	-	-	-
114	29	2	5	59	59	RELATED TO NO. 113							
115	23	-	-	-	-	RELATED TO NO. 206							
116	56	106	365	5,946	1,890	121,023	4,323	-	-	-	-	-	-
117	29	56	48	1,618	342	25,839	399	9	-	-	-	-	-
118	30	66	178	1,970	356	43,700	500	-	-	-	-	-	-
119	58	26	90	1,497	335	12,804	800	-	-	-	-	-	-
120	58	27	75	1,571	157	47,993	250	8	-	-	-	-	-
121	47	18	187	827	350	14,130	-	-	-	-	-	-	-
CONNECTICUT													
122**	58	97	73	5,643	335	73,147	728	15	-	-	-	-	4
123**	30	33	26	989	49	RELATED TO NO. 122**		17	-	-	-	-	-
124**	60	111	136	6,657	3,774	165,134	23,000	-	-	-	-	-	-
125**	30	56	11	1,681	185	82,582	650	1	-	-	-	-	1
126**	30	77	15	2,309	23	34,167	325	-	-	-	-	-	-
127	87	65	134	5,620	3,125	193,050	15,820	35	-	-	-	-	-
128	25	152	63	3,800	62	122,320	1,800	1	-	-	-	-	1
129	30	42	12	1,255	83	79,385	350	8	-	-	-	1	-
130	13	157	15	2,044	129	41,249	125	10	-	-	-	1	3
131	29	5	25	144	26	8,290	3,577	5	-	-	-	-	-
132	60	94	61	5,614	347	271,168	5,000	-	-	-	-	-	-
133	29	55	85	1,597	360	283,001	7,400	30	-	-	-	-	-
134	10	114	236	1,137	181	63,790	1,000	10	-	-	-	-	-
DISTRICT OF COLUMBIA													
135**	20	64	12	1,285	1	8,376	-	-	-	-	-	-	-
136	29	269	80	7,800	1,950	99,028	1,200	-	-	-	-	-	-
137	60	107	85	6,398	150	11,727	250	-	-	-	-	-	-
138	19	132	50	2,505	185	12,840	200	-	-	-	-	-	-
139	5	23	81	114	114	7,374	116	-	-	-	-	-	-

<sup>4</sup>NI indicates never installed. I indicates installed but never used.

<sup>5</sup>NR indicates not reported or could not be determined.

<sup>6</sup>Motions: G=Granted, D=Denied, P=Pending.

\* This wiretap was terminated during 1997 or earlier, but was not reported at that time because it was part of an ongoing investigation.

\*\*This wiretap was terminated during 1998, but was not reported at that time because it was part of an ongoing investigation.

TABLE A-1  
UNITED STATES DISTRICT COURTS

CALENDAR YEAR 1999

REPORT BY JUDGES OF COURT-AUTHORIZED INTERCEPTS OF WIRE, ORAL, OR ELECTRONIC COMMUNICATIONS  
PURSUANT TO 18 U.S.C. 2519

A.O. Number	Authorizing Official		Offense Specified	Intercept		Date of Application	Authorized Length		
	Judge	Attorney General <sup>1</sup>		Type <sup>2</sup>	Place <sup>3</sup>		Original Order (Days)	Number of Extensions	Total Length (Days)
DISTRICT OF COLUMBIA (CONTINUED)									
140	ROBERTSON	WARREN	NARCOTICS	E	O8	07/23/1999	30	-	30
141	KOLLAR-KOTELLY	WARREN	NARCOTICS	PE	SO8	09/20/1999	30	2	90
142	KESSLER	KEENEY	NARCOTICS	E	O8	10/06/1999	30	-	30
143	KOLLAR-KOTELLY	WARREN	NARCOTICS	E	O8	11/10/1999	30	-	30
144	KOLLAR-KOTELLY	WARREN	NARCOTICS	E	O8	11/19/1999	30	1	60
FLORIDA, NORTHERN									
145	COLLIER	DIGREGORY	NARCOTICS	P	A	03/09/1999	30	2	90
146	VINSON	KEENEY	NARCOTICS	P	S	03/19/1999	30	1	60
147	COLLIER	KEENEY	NARCOTICS	P	SM	04/08/1999	30	-	30
148	COLLIER	DIGREGORY	NARCOTICS	E	O8	04/20/1999	30	-	30
149	COLLIER	RICHARD	NARCOTICS	E	O8	04/28/1999	30	-	30
150	COLLIER	WARREN	NARCOTICS	P	S	05/01/1999	30	-	30
FLORIDA, MIDDLE									
151	SCHLESINGER	KEENEY	NARCOTICS	PE	AO8	12/30/1998	30	1	60
152	LAZZARA	DIGREGORY	NARCOTICS	E	O8	05/28/1999	30	-	30
153	NIMMONS	WARREN	NARCOTICS	E	O8	06/24/1999	30	1	60
154	LAZZARA	WARREN	NARCOTICS	E	O8	07/23/1999	30	-	30
155	NIMMONS	DIGREGORY	NARCOTICS	E	O8	07/30/1999	30	-	30
156	FAWSETT	WARREN	NARCOTICS	E	O8	09/16/1999	30	-	30
157	CONWAY	WARREN	NARCOTICS	E	O8	10/05/1999	30	-	30
FLORIDA, SOUTHERN									
158**	GOLD	KEENEY	\$LAUNDERING	E	O8	12/19/1997	30	2	90
159**	HIGHSMITH	KEENEY	NARCOTICS	E	O8	04/08/1998	30	-	30
160**	GRAHAM	WARREN	NARCOTICS	P	S	04/23/1998	30	1	60
161**	UNGARO-BENAGES	WARREN	NARCOTICS	E	O8	05/11/1998	30	-	30
162**	GRAHAM	WARREN	NARCOTICS	E	O8	06/02/1998	30	-	30
163**	UNGARO-BENAGES	WARREN	NARCOTICS	E	O8	06/26/1998	30	-	30
164**	UNGARO-BENAGES	WARREN	NARCOTICS	P	S	06/26/1998	30	-	30
165**	UNGARO-BENAGES	WARREN	NARCOTICS	E	O8	07/30/1998	30	-	30
166**	MIDDLEBROOKS	WARREN	NARCOTICS	E	O8	08/21/1998	30	-	30

<sup>1</sup>The attorney general or designee authorized the filing of the reported applications under provisions of 18 U.S.C. 2516.

<sup>2</sup>Type: P=Phone Wire, M=Micro-Eavesdrop, E=Electronic, NR=Not Reported.

<sup>3</sup>Place: S=Single-Family Dwelling, A=Apartment, M=Multiple Dwelling, B=Business, R=Roving, O=Other.

Other: 6=Automobile/Van, 7=Briefcase, 8=Cellular/Mobile Phone, 9=Cemetery, 10=Closed Circuit TV, 11=Container, 12=Digital Display Pager, 13=Facsimile, 14=Garage/Parking Lot, 15=Hospital, 16=Hotel Room/Motel Room, 17=Jail, 18=Mobile Home/Trailer, 19=Package/Cargo, 20=Pay Phone, 21=Pen Register, 22=Prison, 23=Social Club, 24=Storage, 25=Telefax, 26=Courthouse, 27=Street, 28=Computer, 29=School.

TABLE A-1  
UNITED STATES DISTRICT COURTS

CALENDAR YEAR 1999

REPORT BY PROSECUTORS OF COURT-AUTHORIZED INTERCEPTS OF WIRE, ORAL, OR ELECTRONIC COMMUNICATIONS  
PURSUANT TO 18 U.S.C. 2519

A.O. Number	Number of Days in Oper- ation <sup>4</sup>	Average Inter- cepts per Day	Number of <sup>5</sup>			Costs		Number of					
			Persons Inter- cepted	Intercepts	Incrim- inating Intercepts	Total Cost in \$	Other Than Manpower in \$	Arrests	Trials	Motions to Suppress Intercepts <sup>6</sup>			Persons Con- victed
										G	D	P	
DISTRICT OF COLUMBIA (CONTINUED)													
140	21	167	134	3,505	1,474	4,030	115	-	-	-	-	-	-
141	90	76	83	6,825	196	128,413	14,835	-	-	-	-	-	-
142	30	30	21	894	417	42,812	1,749	4	-	-	-	-	-
143	30	-	-	-	-	40,737	530	-	-	-	-	-	-
144	33	38	58	1,258	74	41,957	1,750	-	-	-	-	-	-
FLORIDA, NORTHERN													
145	77	82	46	6,343	570	RELATED TO NO. 147							
146	47	95	200	4,482	198	RELATED TO NO. 148							
147	25	12	23	300	13	187,416	3,000	34	-	-	-	-	-
148	17	10	5	165	33	135,031	550	8	2	-	-	-	6
149	29	6	11	173	9	184,416	-	34	-	-	-	-	-
150	26	54	23	1,416	426	187,416	3,000	34	-	-	-	-	-
FLORIDA, MIDDLE													
151	41	132	42	5,404	199	57,017	2,065	13	-	-	-	-	12
152	16	48	84	765	229	51,400	200	-	-	-	-	-	-
153	48	200	15	9,600	135	RELATED TO NO. 155							
154	30	15	19	461	69	108,600	600	-	-	-	-	-	-
155	28	18	10	500	20	179,674	7,570	5	-	-	-	-	-
156	30	9	12	258	39	120,080	29,232	-	-	-	-	-	-
157	30	296	187	8,884	2,507	165,023	41,119	49	-	-	-	-	-
FLORIDA, SOUTHERN													
158**	90	40	88	3,583	724	30,409	1,500	11	-	-	-	-	10
159**	7	3	3	19	1	7,511	887	-	-	-	-	-	-
160**	60	202	194	12,103	3,379	69,074	1,500	26	-	-	-	-	23
161**	6	18	2	110	1	4,946	25	-	-	-	-	-	-
162**	2	-	-	-	-	533	-	-	-	-	-	-	-
163**	30	49	34	1,464	175	16,458	700	13	-	-	-	-	12
164**	29	103	10	3,000	150	-	-	12	1	-	-	-	12
165**	14	38	11	530	44	13,196	-	13	-	-	-	-	12
166**	7	126	19	883	252	7,765	340	24	-	-	-	-	20

<sup>4</sup>NI indicates never installed. I indicates installed but never used.

<sup>5</sup>NR indicates not reported or could not be determined.

<sup>6</sup>Motions: G=Granted, D=Denied, P=Pending.

\* This wiretap was terminated during 1997 or earlier, but was not reported at that time because it was part of an ongoing investigation.

\*\*This wiretap was terminated during 1998, but was not reported at that time because it was part of an ongoing investigation.



TABLE A-1  
UNITED STATES DISTRICT COURTS

CALENDAR YEAR 1999

REPORT BY JUDGES OF COURT-AUTHORIZED INTERCEPTS OF WIRE, ORAL, OR ELECTRONIC COMMUNICATIONS  
PURSUANT TO 18 U.S.C. 2519

A.O. Number	Authorizing Official		Offense Specified	Intercept		Date of Application	Authorized Length		
	Judge	Attorney General <sup>1</sup>		Type <sup>2</sup>	Place <sup>3</sup>		Original Order (Days)	Number of Extensions	Total Length (Days)
FLORIDA, SOUTHERN (CONTINUED)									
167**	MIDDLEBROOKS	KEENEY	NARCOTICS	E	O8	09/02/1998	30	-	30
168**	GOLD	ARANGO	NARCOTICS	E	O8	09/08/1998	30	1	60
169**	MIDDLEBROOKS	DIGREGORY	NARCOTICS	E	O8	10/07/1998	30	1	60
170**	GOLD	ARANGO	NARCOTICS	PE	SO8,O12	10/21/1998	30	-	30
171	MOORE	WARREN	NARCOTICS	E	O8	11/17/1998	30	2	90
172	MOORE	WARREN	NARCOTICS	E	O8	11/20/1998	30	2	90
173	MOORE	WARREN	NARCOTICS	PME	BO12	11/20/1998	30	2	90
174	MIDDLEBROOKS	WARREN	CONSPIRACY	E	O8	12/04/1998	30	1	36
175	HIGHSMITH	DIGREGORY	RACKETEERING	PE	SO8	12/07/1998	30	-	30
176	MOORE	WARREN	NARCOTICS	P	B	12/11/1998	30	2	90
177	MOORE	WARREN	NARCOTICS	PE	B13	12/24/1998	30	2	90
178	GRAHAM	REYNOLDS	NARCOTICS	P	S	01/07/1999	30	-	30
179	MOORE	WARREN	NARCOTICS	P	B	01/08/1999	30	1	60
180	MOORE	DIGREGORY	NARCOTICS	E	O8	01/13/1999	30	-	30
181	GOLD	DIGREGORY	NARCOTICS	E	O8,O12	01/22/1999	30	-	30
182	MOORE	HOROWITZ	NARCOTICS	E	O8	02/09/1999	30	-	30
183	MOORE	WARREN	NARCOTICS	E	O8	02/11/1999	30	-	30
184	RYSKAMP	KEENEY	NARCOTICS	E	O8	03/10/1999	30	1	60
185	DIMITROULEAS	KEENEY	RACKETEERING	PE	SBO8	03/18/1999	30	2	90
186	LENARD	KEENEY	NARCOTICS	E	O8	04/29/1999	30	-	30
187	FERGUSON	WARREN	NARCOTICS	P	B	04/30/1999	30	3	120
188	ZLOCH	KEENEY	NARCOTICS	P	S	05/12/1999	30	2	90
189	MIDDLEBROOKS	WARREN	NARCOTICS	E	O8	05/13/1999	30	1	60
190	RYSKAMP	WARREN	NARCOTICS	E	O8	05/21/1999	30	2	90
191	RYSKAMP	DIGREGORY	NARCOTICS	E	O8	05/21/1999	30	-	30
192	MIDDLEBROOKS	RICHARD	RACKETEERING	P	A	05/26/1999	30	-	30
193	MORENO	WHITE	NARCOTICS	E	O8,O12	05/28/1999	30	3	120
194	FERGUSON	DIGREGORY	NARCOTICS	E	O8	06/29/1999	30	2	90
195	ZLOCH	WARREN	NARCOTICS	P	S	07/16/1999	30	-	30
196	MORENO	WARREN	RACKETEERING	P	S	07/23/1999	30	1	60

<sup>1</sup>The attorney general or designee authorized the filing of the reported applications under provisions of 18 U.S.C. 2516.

<sup>2</sup>Type: P=Phone Wire, M=Micro-Eavesdrop, E=Electronic, NR=Not Reported.

<sup>3</sup>Place: S=Single-Family Dwelling, A=Apartment, M=Multiple Dwelling, B=Business, R=Roving, O=Other.

Other: 6=Automobile/Van, 7=Briefcase, 8=Cellular/Mobile Phone, 9=Cemetery, 10=Closed Circuit TV, 11=Container, 12=Digital Display Pager, 13=Facsimile, 14=Garage/Parking Lot, 15=Hospital, 16=Hotel Room/Motel Room, 17=Jail, 18=Mobile Home/Trailer, 19=Package/Cargo, 20=Pay Phone, 21=Pen Register, 22=Prison, 23=Social Club, 24=Storage, 25=Telefax, 26=Courthouse, 27=Street, 28=Computer, 29=School.

TABLE A-1  
UNITED STATES DISTRICT COURTS

CALENDAR YEAR 1999

REPORT BY PROSECUTORS OF COURT-AUTHORIZED INTERCEPTS OF WIRE, ORAL, OR ELECTRONIC COMMUNICATIONS  
PURSUANT TO 18 U.S.C. 2519

A.O. Number	Number of Days in Oper-ation <sup>4</sup>	Average Inter-cepts per Day	Number of <sup>5</sup>			Costs		Number of					
			Persons Inter-cepted	Intercepts	Incrim-inating Intercepts	Total Cost in \$	Other Than Manpower in \$	Arrests	Trials	Motions to Suppress Intercepts <sup>6</sup>			Persons Con- victed
										G	D	P	
FLORIDA, SOUTHERN (CONTINUED)													
167**	20	33	12	657	431	32,431	300	-	-	-	-	-	-
168**	60	72	5	4,337	300	RELATED TO NO. 170**							
169**	39	107	29	4,162	1,599	9,343	500	-	-	-	-	-	-
170**	30	164	3	4,917	150	165,200	2,000	10	-	-	-	-	10
171	88	9	10	822	120	319,680	-	10	-	-	-	-	-
172	81	37	11	3,024	515	108,447	25,300	5	-	-	-	-	4
173	87	40	54	3,477	411	46,953	2,300	-	-	-	-	-	-
174	36	14	20	500	100	27,103	1,500	24	-	-	-	-	20
175	28	69	17	1,922	1,200	38,623	4,160	-	-	-	-	-	-
176	84	62	10	5,231	1,000	RELATED TO NO. 171							
177	71	44	10	3,122	1,000	RELATED TO NO. 171							
178	30	18	13	532	127	59,190	9,000	-	-	-	-	-	-
179	55	15	10	809	120	RELATED TO NO. 171							
180	7	31	4	215	15	RELATED TO NO. 171							
181	14	63	20	880	62	4,889	500	-	-	-	-	-	-
182	12	6	7	67	8	14,894	2,000	-	-	-	-	-	-
183	20	43	10	857	200	RELATED TO NO. 171							
184	60	10	33	582	466	67,042	3,000	1	-	-	-	-	-
185	90	135	78	12,114	920	27,557	11,000	-	-	-	-	-	-
186	20	46	92	916	219	75,958	2,500	-	-	-	-	-	-
187	118	54	176	6,398	446	65,500	1,972	-	-	-	-	-	-
188	90	54	55	4,867	484	49,903	1,500	-	-	-	-	-	-
189	60	26	300	1,586	800	11,307	-	-	-	-	-	-	-
190	74	13	33	938	750	90,622	4,500	2	-	-	-	-	-
191	27	31	25	831	754	40,146	1,500	1	-	-	-	-	-
192	29	93	55	2,695	642	30,739	200	1	-	-	-	-	-
193	120	11	32	1,277	219	86,994	550	-	-	-	-	-	-
194	90	98	123	8,796	1,189	115,902	5,100	-	-	-	-	-	-
195	I	-	-	-	-	-	-	-	-	-	-	-	-
196	57	94	200	5,344	3,612	93,738	2,000	3	-	-	-	-	-

<sup>4</sup>NI indicates never installed. I indicates installed but never used.

<sup>5</sup>NR indicates not reported or could not be determined.

<sup>6</sup>Motions: G=Granted, D=Denied, P=Pending.

\* This wiretap was terminated during 1997 or earlier, but was not reported at that time because it was part of an ongoing investigation.

\*\*This wiretap was terminated during 1998, but was not reported at that time because it was part of an ongoing investigation.

TABLE A-1  
UNITED STATES DISTRICT COURTS

CALENDAR YEAR 1999

REPORT BY JUDGES OF COURT-AUTHORIZED INTERCEPTS OF WIRE, ORAL, OR ELECTRONIC COMMUNICATIONS  
PURSUANT TO 18 U.S.C. 2519

A.O. Number	Authorizing Official		Offense Specified	Intercept		Date of Application	Authorized Length		
	Judge	Attorney General <sup>1</sup>		Type <sup>2</sup>	Place <sup>3</sup>		Original Order (Days)	Number of Extensions	Total Length (Days)
FLORIDA, SOUTHERN (CONTINUED)									
197	HIGHSMITH	KEENEY	THEFT	PE	BO8	09/01/1999	30	1	60
198	FERGUSON	DIGREGORY	NARCOTICS	M	B	09/03/1999	30	-	30
199	DIMITROULEAS	WARREN	RACKETEERING	P	B	09/23/1999	30	-	30
GEORGIA, NORTHERN									
200**	CAMP	GABAY-SMITH	NARCOTICS	PE	BO12	09/10/1998	30	2	90
201**	CARNES	GABAY-SMITH	NARCOTICS	E	O8	10/27/1998	30	-	30
202	CAMP	WARREN	NARCOTICS	PE	SO8	11/23/1998	30	3	120
203	CAMP	DIGREGORY	NARCOTICS	P	B	12/23/1998	30	2	90
204	COOPER	DIGREGORY	NARCOTICS	E	O8	07/08/1999	30	-	30
205	COOPER	KEENEY	NARCOTICS	E	O8	07/15/1999	30	-	30
GEORGIA, MIDDLE									
206	OWENS	KEENEY	FRAUD	E	O28	05/05/1999	30	-	30
207	ELLIOTT	WARREN	NARCOTICS	P	B	05/24/1999	30	-	30
208	ELLIOTT	DIGREGORY	NARCOTICS	P	SAB	07/30/1999	30	-	30
209	LAWSON	DIGREGORY	NARCOTICS	P	B	09/15/1999	30	-	30
GEORGIA, SOUTHERN									
210	BOWEN	WARREN	NARCOTICS	E	O8	02/08/1999	30	-	30
IDAHO									
211	LODGE	KEENEY	NARCOTICS	P	S	06/25/1999	30	-	30
212	LODGE	DIGREGORY	NARCOTICS	E	O8	07/08/1999	30	-	30
ILLINOIS, NORTHERN									
213**	ASPEN	ROBINSON	NARCOTICS	PE	SO12	09/14/1998	30	3	120
214	ASPEN	WARREN	NARCOTICS	E	O8	10/30/1998	30	3	120
215	ASPEN	DIGREGORY	NARCOTICS	P	A	12/09/1998	30	1	60
216	ASPEN	WARREN	NARCOTICS	E	O8	01/28/1999	30	-	30
217	ASPEN	KEENEY	NARCOTICS	E	O8	02/22/1999	30	1	60
218	ASPEN	KEENEY	NARCOTICS	E	O8	02/22/1999	30	1	60
219	ASPEN	DIGREGORY	EXTORTION	M	A	03/03/1999	30	-	30
220	ASPEN	WARREN	NARCOTICS	E	O8	03/11/1999	30	1	60
221	ASPEN	KEENEY	NARCOTICS	P	B	04/05/1999	30	1	60

<sup>1</sup> The attorney general or designee authorized the filing of the reported applications under provisions of 18 U.S.C. 2516.

<sup>2</sup> Type: P=Phone Wire, M=Micro-Eavesdrop, E=Electronic, NR=Not Reported.

<sup>3</sup> Place: S=Single-Family Dwelling, A=Apartment, M=Multiple Dwelling, B=Business, R=Roving, O=Other.

Other: 6=Automobile/Van, 7=Briefcase, 8=Cellular/Mobile Phone, 9=Cemetery, 10=Closed Circuit TV, 11=Container, 12=Digital Display Pager, 13=Facsimile, 14=Garage/Parking Lot, 15=Hospital, 16=Hotel Room/Motel Room, 17=Jail, 18=Mobile Home/Trailer, 19=Package/Cargo, 20=Pay Phone, 21=Pen Register, 22=Prison, 23=Social Club, 24=Storage, 25=Telefax, 26=Courthouse, 27=Street, 28=Computer, 29=School.

TABLE A-1  
UNITED STATES DISTRICT COURTS

CALENDAR YEAR 1999

REPORT BY PROSECUTORS OF COURT-AUTHORIZED INTERCEPTS OF WIRE, ORAL, OR ELECTRONIC COMMUNICATIONS  
PURSUANT TO 18 U.S.C. 2519

A.O. Number	Number of Days in Oper- ation <sup>4</sup>	Average Inter- cepts per Day	Number of <sup>5</sup>			Costs		Number of					
			Persons Inter- cepted	Intercepts	Incrim- inating Intercepts	Total Cost in \$	Other Than Manpower in \$	Arrests	Trials	Motions to Suppress Intercepts <sup>6</sup>			Persons Con- victed
										G	D	P	
FLORIDA, SOUTHERN (CONTINUED)													
197	58	109	160	6,305	675	71,669	1,300	7	-	-	-	-	-
198	22	7	4	145	2	12,544	628	-	-	-	-	-	-
199	21	59	264	1,231	314	24,606	256	-	-	-	-	-	-
GEORGIA, NORTHERN													
200**	90	50	40	4,473	550	135,480	5,400	RELATED TO NO. 202					
201**	18	17	60	308	-	58,263	47,118	-	-	-	-	-	-
202	120	42	45	4,982	743	282,960	10,800	9	-	-	2	-	-
203	90	36	45	3,207	380	141,480	5,400	RELATED TO NO. 202					
204	I	-	-	-	-	-	-	-	-	-	-	-	-
205	8	40	25	318	128	12,495	1,000	13	-	-	-	-	-
GEORGIA, MIDDLE													
206	29	-	1	3	3	2,319	300	-	-	-	-	-	-
207	30	57	30	1,713	40	86,265	2,400	-	-	-	-	-	-
208	30	200	46	6,010	415	86,266	2,400	-	-	-	-	-	-
209	30	22	25	662	125	34,632	10,800	-	-	-	-	-	-
GEORGIA, SOUTHERN													
210	29	24	35	707	280	92,544	15,000	22	-	-	-	-	-
IDAHO													
211	30	38	31	1,128	144	172,000	96,000	27	-	-	-	-	-
212	30	38	57	1,128	203	RELATED TO NO. 211							
ILLINOIS, NORTHERN													
213**	93	88	196	8,222	567	97,808	1,560	13	-	-	-	-	10
214	90	75	274	6,719	1,604	403,899	4,000	34	-	-	-	-	-
215	60	23	50	1,382	267	42,791	1,000	-	-	-	-	-	-
216	19	4	-	68	NR	16,790	2,000	-	-	-	-	-	-
217	60	91	163	5,471	942	RELATED TO NO. 218							
218	60	51	125	3,044	362	175,640	3,200	-	-	-	-	-	-
219	1	1	6	1	1	2,001	50	-	-	-	-	-	-
220	50	28	19	1,423	293	90,101	1,181	-	-	-	-	-	-
221	58	38	65	2,184	119	68,287	1,360	-	-	-	-	-	-

<sup>4</sup>NI indicates never installed. I indicates installed but never used.

<sup>5</sup>NR indicates not reported or could not be determined.

<sup>6</sup>Motions: G=Granted, D=Denied, P=Pending.

\* This wiretap was terminated during 1997 or earlier, but was not reported at that time because it was part of an ongoing investigation.

\*\*This wiretap was terminated during 1998, but was not reported at that time because it was part of an ongoing investigation.

TABLE A-1  
UNITED STATES DISTRICT COURTS

CALENDAR YEAR 1999

REPORT BY JUDGES OF COURT-AUTHORIZED INTERCEPTS OF WIRE, ORAL, OR ELECTRONIC COMMUNICATIONS  
PURSUANT TO 18 U.S.C. 2519

A.O. Number	Authorizing Official		Offense Specified	Intercept		Date of Application	Authorized Length		
	Judge	Attorney General <sup>1</sup>		Type <sup>2</sup>	Place <sup>3</sup>		Original Order (Days)	Number of Extensions	Total Length (Days)
ILLINOIS, NORTHERN (CONTINUED)									
222	ASPEN	WARREN	NARCOTICS	E	O8,O12	05/19/1999	30	2	90
223	ASPEN	KEENEY	RACKETEERING	E	O8	06/08/1999	30	-	30
224	ASPEN	WARREN	NARCOTICS	P	S	06/22/1999	30	3	120
225	ASPEN	WARREN	NARCOTICS	E	O8	08/03/1999	30	1	60
226	ASPEN	WARREN	NARCOTICS	E	O8	08/05/1999	30	-	30
227	ASPEN	WARREN	NARCOTICS	E	O8	09/30/1999	30	-	30
228	ASPEN	KEENEY	\$LAUNDERING	E	O8,O12	09/30/1999	30	-	30
229	ASPEN	WARREN	NARCOTICS	PE	SO8	10/25/1999	30	1	60
230	ASPEN	WARREN	NARCOTICS	E	O8	12/09/1999	30	-	30
ILLINOIS, CENTRAL									
231	MCCUSKEY	BRUCE	NARCOTICS	E	O12	08/06/1999	30	2	90
ILLINOIS, SOUTHERN									
232	STIEHL	GOLDSMITH	NARCOTICS	E	O12	03/12/1999	30	-	30
INDIANA, SOUTHERN									
233	TINDER	WARREN	NARCOTICS	E	O8	12/04/1998	30	-	30
234	TINDER	MINKLER	NARCOTICS	E	O12	12/11/1998	30	-	30
235	TINDER	WARREN	NARCOTICS	PE	SO8	01/14/1999	30	2	90
236	TINDER	KEENEY	NARCOTICS	E	O8	02/04/1999	30	2	90
237	TINDER	WARREN	NARCOTICS	PE	SO8	02/04/1999	30	1	60
238	TINDER	WARREN	NARCOTICS	PE	SO8	08/06/1999	30	2	90
239	TINDER	RICHARD	NARCOTICS	E	O8,O12	08/27/1999	30	1	60
IOWA, NORTHERN									
240	O'BRIEN	KEENEY	NARCOTICS	P	S	06/03/1999	30	1	60
KANSAS									
241	VAN BEBBER	WARREN	NARCOTICS	P	S	11/01/1999	30	-	30
KENTUCKY, EASTERN									
242	FORESTER	DIGREGORY	NARCOTICS	PE	BO8	08/13/1999	30	1	60
KENTUCKY, WESTERN									
243	SIMPSON	KEENEY	CONSPIRACY	PM	S	03/30/1999	30	-	30

<sup>1</sup>The attorney general or designee authorized the filing of the reported applications under provisions of 18 U.S.C. 2516.

<sup>2</sup>Type: P=Phone Wire, M=Micro-Eavesdrop, E=Electronic, NR=Not Reported.

<sup>3</sup>Place: S=Single-Family Dwelling, A=Apartment, M=Multiple Dwelling, B=Business, R=Roving, O=Other.

Other: 6=Automobile/Van, 7=Briefcase, 8=Cellular/Mobile Phone, 9=Cemetery, 10=Closed Circuit TV, 11=Container, 12=Digital Display Pager, 13=Facsimile, 14=Garage/Parking Lot, 15=Hospital, 16=Hotel Room/Motel Room, 17=Jail, 18=Mobile Home/Trailer, 19=Package/Cargo, 20=Pay Phone, 21=Pen Register, 22=Prison, 23=Social Club, 24=Storage, 25=Telefax, 26=Courthouse, 27=Street, 28=Computer, 29=School.

TABLE A-1  
UNITED STATES DISTRICT COURTS

CALENDAR YEAR 1999

REPORT BY PROSECUTORS OF COURT-AUTHORIZED INTERCEPTS OF WIRE, ORAL, OR ELECTRONIC COMMUNICATIONS  
PURSUANT TO 18 U.S.C. 2519

A.O. Number	Number of Days in Oper- ation <sup>4</sup>	Average Inter- cepts per Day	Number of <sup>5</sup>			Costs		Number of					
			Persons Inter- cepted	Intercepts	Incrim- inating Intercepts	Total Cost in \$	Other Than Manpower in \$	Arrests	Trials	Motions to Suppress Intercepts <sup>6</sup>			Persons Convicted
										G	D	P	
ILLINOIS, NORTHERN (CONTINUED)													
222	80	65	28	5,199	1,247	210,360	3,000	3	-	-	-	-	-
223	30	24	39	707	66	28,727	5,250	-	-	-	-	-	-
224	119	100	268	11,888	677	120,680	74,080	5	-	-	-	-	-
225	30	22	12	669	149	121,116	7,500	3	-	-	-	-	-
226	26	26	27	666	49	31,064	600	-	-	-	-	-	-
227	13	-	-	-	-	19,128	3,000	3	-	-	-	-	-
228	30	12	40	347	28	17,187	5,300	-	-	-	-	-	-
229	41	37	80	1,514	264	76,928	8,000	-	-	-	-	-	-
230	8	71	27	566	95	3,966	800	-	-	-	-	-	-
ILLINOIS, CENTRAL													
231	87	7	63	617	37	860	50	-	-	-	-	-	-
ILLINOIS, SOUTHERN													
232	27	2	1	67	16	-	-	1	-	-	-	-	-
INDIANA, SOUTHERN													
233	29	38	24	1,092	184	34,261	4,812	-	-	-	-	-	-
234	29	20	142	591	548	5,621	-	-	-	-	-	-	-
235	79	146	35	11,503	1,104	225,053	5,094	22	-	-	-	-	-
236	68	159	353	10,835	3,496	53,317	5,337	15	-	-	-	-	-
237	59	122	29	7,188	521	191,747	4,300	-	-	-	-	-	-
238	74	89	715	6,566	349	76,640	5,600	10	-	-	-	-	-
239	60	69	525	4,164	349	31,400	2,600	10	-	-	-	-	-
IOWA, NORTHERN													
240	35	97	75	3,409	370	81,437	3,500	9	-	-	-	1	-
KANSAS													
241	15	14	36	209	13	14,863	675	-	-	-	-	-	-
KENTUCKY, EASTERN													
242	49	112	768	5,481	377	119,817	700	-	-	-	-	-	-
KENTUCKY, WESTERN													
243	24	21	35	500	-	21,172	5,000	-	-	-	-	-	-

<sup>4</sup>NI indicates never installed. I indicates installed but never used.

<sup>5</sup>NR indicates not reported or could not be determined.

<sup>6</sup>Motions: G=Granted, D=Denied, P=Pending.

\* This wiretap was terminated during 1997 or earlier, but was not reported at that time because it was part of an ongoing investigation.

\*\*This wiretap was terminated during 1998, but was not reported at that time because it was part of an ongoing investigation.

**TABLE A-1**  
**UNITED STATES DISTRICT COURTS**

**CALENDAR YEAR 1999**

**REPORT BY JUDGES OF COURT-AUTHORIZED INTERCEPTS OF WIRE, ORAL, OR ELECTRONIC COMMUNICATIONS  
PURSUANT TO 18 U.S.C. 2519**

A.O. Number	Authorizing Official		Offense Specified	Intercept		Date of Application	Authorized Length		
	Judge	Attorney General <sup>1</sup>		Type <sup>2</sup>	Place <sup>3</sup>		Original Order (Days)	Number of Extensions	Total Length (Days)
LOUISIANA, EASTERN									
244	LIVAUDAIS	KEENEY	NARCOTICS	P	S	11/17/1998	30	2	90
245	VANCE	DIGREGORY	NARCOTICS	E	O8	11/20/1998	30	1	60
246	BERRIGAN	LANDRIEU	NARCOTICS	E	O12	12/28/1998	30	-	30
247	FELDMAN	KEENEY	\$LAUNDERING	PE	BO8	01/05/1999	30	1	60
248	MCNAMARA	DIGREGORY	NARCOTICS	E	O8	02/08/1999	30	-	30
249	PORTEOUS	WARREN	NARCOTICS	PE	SO8	04/08/1999	30	2	90
250	SEAR	DIGREGORY	NARCOTICS	E	O8	05/04/1999	30	-	30
251	PORTEOUS	HOROWITZ	NARCOTICS	E	O8	06/03/1999	30	-	30
252	VANCE	DIGREGORY	NARCOTICS	PE	SO8	06/24/1999	30	-	30
253	BARRIGAN	WARREN	NARCOTICS	E	O8	06/28/1999	30	2	90
254	SEAR	WARREN	NARCOTICS	PE	SO8	08/25/1999	30	-	30
255	BROWN	HOROWITZ	NARCOTICS	P	A	08/27/1999	30	1	60
256	LEMON	RICHARD	NARCOTICS	E	O8	09/03/1999	30	-	30
MARYLAND									
257*	MOTZ	SALE	\$LAUNDERING	PE	SO13	04/24/1996	20	-	20
258**	BLAKE	JACKSON	NARCOTICS	P	B	11/25/1998	30	-	30
259	NICKERSON	DIGREGORY	NARCOTICS	PE	SO12	02/16/1999	30	-	30
260	WILLIAMS	SALEM	NARCOTICS	E	O12	03/12/1999	30	-	30
261	WILLIAMS	SALEM	NARCOTICS	E	O12	03/22/1999	30	1	60
262	LEGG	KEENEY	NARCOTICS	PE	SO8	03/31/1999	30	1	60
263	LEGG	DIGREGORY	NARCOTICS	PE	SO8	05/04/1999	30	-	30
264	LEGG	WARREN	NARCOTICS	E	O8,O12	05/18/1999	30	-	30
265	LEGG	WARREN	NARCOTICS	E	O8	05/21/1999	30	-	30
266	LEGG	KEENEY	NARCOTICS	E	O8	05/28/1999	30	-	30
267	SMALKIN	WARREN	NARCOTICS	E	O8,O12	06/25/1999	30	-	30
268	WILLIAMS	DIGREGORY	NARCOTICS	E	O8	06/28/1999	30	-	30
269	CHASANOW	SKALLA	NARCOTICS	PE	BO8,O12	07/29/1999	30	3	120
270	BLAKE	HOROWITZ	NARCOTICS	E	O8,O12	11/22/1999	30	-	30
271	DAVIS	EISENBERG	FIREARMS	E	O12	12/15/1999	10	-	10

<sup>1</sup>The attorney general or designee authorized the filing of the reported applications under provisions of 18 U.S.C. 2516.

<sup>2</sup>Type: P=Phone Wire, M=Micro-Eavesdrop, E=Electronic, NR=Not Reported.

<sup>3</sup>Place: S=Single-Family Dwelling, A=Apartment, M=Multiple Dwelling, B=Business, R=Roving, O=Other.

Other: 6=Automobile/Van, 7=Briefcase, 8=Cellular/Mobile Phone, 9=Cemetery, 10=Closed Circuit TV, 11=Container, 12=Digital Display Pager, 13=Facsimile, 14=Garage/Parking Lot, 15=Hospital, 16=Hotel Room/Motel Room, 17=Jail, 18=Mobile Home/Trailer, 19=Package/Cargo, 20=Pay Phone, 21=Pen Register, 22=Prison, 23=Social Club, 24=Storage, 25=Telefax, 26=Courthouse, 27=Street, 28=Computer, 29=School.

TABLE A-1  
UNITED STATES DISTRICT COURTS

CALENDAR YEAR 1999

REPORT BY PROSECUTORS OF COURT-AUTHORIZED INTERCEPTS OF WIRE, ORAL, OR ELECTRONIC COMMUNICATIONS  
PURSUANT TO 18 U.S.C. 2519

A.O. Number	Number of Days in Oper-ation <sup>4</sup>	Average Inter-cepts per Day	Number of <sup>5</sup>			Costs		Number of					
			Persons Inter-cepted	Intercepts	Incrim-inating Intercepts	Total Cost in \$	Other Than Manpower in \$	Arrests	Trials	Motions to Suppress Intercepts <sup>6</sup>			Persons Con- victed
										G	D	P	
LOUISIANA, EASTERN													
244	87	4	66	371	126	98,630	710	2	-	-	2	-	-
245	56	17	59	935	302	62,085	1,747	15	-	-	-	-	9
246	18	2	41	41	5	RELATED TO NO. 245							
247	60	13	182	806	188	125,188	1,553	-	-	-	-	-	-
248	15	10	33	150	39	38,202	349	7	-	-	-	-	4
249	79	88	21	6,922	850	67,350	1,500	-	-	-	-	-	-
250	29	58	30	1,694	449	93,376	315	6	-	-	-	-	-
251	23	87	6	2,001	125	RELATED TO NO. 249							
252	30	192	34	5,772	543	30,529	5,253	14	-	-	-	-	-
253	89	82	211	7,318	950	248,789	2,250	32	-	-	-	-	-
254	29	109	46	3,172	196	62,442	700	6	-	-	-	-	-
255	60	15	18	914	42	96,175	720	-	-	-	-	-	-
256	28	28	102	776	188	116,860	10,000	32	-	-	-	-	-
MARYLAND													
257*	19	81	345	1,533	350	100,000	70,000	11	-	-	-	-	-
258**	14	47	140	661	45	33,860	2,500	4	-	-	-	-	4
259	16	132	68	2,112	5	42,722	1,250	2	-	-	-	-	-
260	5	5	12	25	10	243	65	-	-	-	-	-	-
261	60	13	98	761	265	31,825	90	6	-	-	-	-	-
262	58	82	100	4,747	435	504,864	18,000	15	-	-	-	-	-
263	29	49	150	1,430	103	RELATED TO NO. 262							
264	17	82	110	1,396	478	RELATED TO NO. 262							
265	14	33	30	462	78	RELATED TO NO. 262							
266	7	6	6	40	22	RELATED TO NO. 262							
267	15	25	100	368	127	33,400	2,100	12	-	-	-	-	-
268	11	61	32	676	68	30,757	4,700	6	-	-	-	-	-
269	120	29	343	3,420	445	400,422	2,300	8	-	-	-	-	-
270	11	64	200	707	160	25,502	2,600	7	-	-	-	-	-
271	2	11	1	21	3	-	-	1	-	-	-	-	-

<sup>4</sup>NI indicates never installed. I indicates installed but never used.

<sup>5</sup>NR indicates not reported or could not be determined.

<sup>6</sup>Motions: G=Granted, D=Denied, P=Pending.

\* This wiretap was terminated during 1997 or earlier, but was not reported at that time because it was part of an ongoing investigation.

\*\*This wiretap was terminated during 1998, but was not reported at that time because it was part of an ongoing investigation.



TABLE A-1  
UNITED STATES DISTRICT COURTS

CALENDAR YEAR 1999

REPORT BY JUDGES OF COURT-AUTHORIZED INTERCEPTS OF WIRE, ORAL, OR ELECTRONIC COMMUNICATIONS  
PURSUANT TO 18 U.S.C. 2519

A.O. Number	Authorizing Official		Offense Specified	Intercept		Date of Application	Authorized Length		
	Judge	Attorney General <sup>1</sup>		Type <sup>2</sup>	Place <sup>3</sup>		Original Order (Days)	Number of Extensions	Total Length (Days)
MASSACHUSETTS									
272**	TAURO	SAWYER	NARCOTICS	E	O8	11/13/1998	30	-	30
273**	KEATON	SAWYER	NARCOTICS	E	O8	12/03/1998	30	-	30
274	YOUNG	WARREN	NARCOTICS	P	AB	02/03/1999	30	-	30
275	KEATON	WARREN	NARCOTICS	E	O8	02/12/1999	30	1	60
276	WOODLOCK	DIGREGORY	NARCOTICS	P	B	03/08/1999	30	1	60
277	HARRINGTON	WARREN	NARCOTICS	E	O8	04/09/1999	30	1	60
278	STEARNS	WARREN	NARCOTICS	E	O8	05/12/1999	30	-	30
279	LINDSAY	DIGREGORY	NARCOTICS	PE	AO8	06/25/1999	30	1	60
MICHIGAN, EASTERN									
280**	EDMUNDS	WARREN	NARCOTICS	P	S	04/06/1998	30	8	270
281	DUGGAN	DIGREGORY	NARCOTICS	P	A	11/19/1998	30	1	60
282	ROBERTS	DIGREGORY	NARCOTICS	E	O8	11/20/1998	30	3	120
283**	ZATKOFF	KEENEY	RACKETEERING	P	S	11/25/1998	30	-	30
284**	ZATKOFF	DIGREGORY	NARCOTICS	P	S	11/25/1998	30	-	30
285	DUGGAN	KEENEY	NARCOTICS	E	O8	12/14/1998	30	-	30
286	FRIEDMAN	WARREN	NARCOTICS	E	O8	12/21/1998	30	1	60
287	EDMUNDS	WARREN	NARCOTICS	P	S	02/09/1999	30	1	60
288	ROBERTS	DIGREGORY	MURDER	M	O22	02/19/1999	30	3	120
289	EDMUNDS	KEENEY	NARCOTICS	P	S	02/20/1999	30	-	30
290	HOOD	HOROWITZ	NARCOTICS	E	O8	02/23/1999	30	-	30
291	HOOD	HOROWITZ	FRAUD	E	O8	02/25/1999	30	-	30
292	O'MEARA	KEENEY	\$LAUNDERING	P	S	03/01/1999	30	1	60
293	ROBERTS	KEENEY	FRAUD	E	O8	03/11/1999	30	-	30
294	PAGE-HOOD	DIGREGORY	NARCOTICS	P	S	04/14/1999	30	1	60
295	BORMAN	WARREN	NARCOTICS	PE	SO8	05/13/1999	30	1	60
296	FRIEDMAN	WARREN	NARCOTICS	P	S	06/16/1999	30	1	60
297	ZATKOFF	KEENEY	NARCOTICS	E	O8	06/22/1999	30	-	30
298	FRIEDMAN	WARREN	CONSPIRACY	ME	SO10	07/07/1999	30	-	30
299	COHN	WARREN	NARCOTICS	P	SR	09/14/1999	30	1	60
300	FRIEDMAN	DIGREGORY	NARCOTICS	P	S	09/21/1999	30	1	60

<sup>1</sup>The attorney general or designee authorized the filing of the reported applications under provisions of 18 U.S.C. 2516.

<sup>2</sup>Type: P=Phone Wire, M=Micro-Eavesdrop, E=Electronic, NR=Not Reported.

<sup>3</sup>Place: S=Single-Family Dwelling, A=Apartment, M=Multiple Dwelling, B=Business, R=Roving, O=Other.

Other: 6=Automobile/Van, 7=Briefcase, 8=Cellular/Mobile Phone, 9=Cemetery, 10=Closed Circuit TV, 11=Container, 12=Digital Display Pager, 13=Facsimile, 14=Garage/Parking Lot, 15=Hospital, 16=Hotel Room/Motel Room, 17=Jail, 18=Mobile Home/Trailer, 19=Package/Cargo, 20=Pay Phone, 21=Pen Register, 22=Prison, 23=Social Club, 24=Storage, 25=Telefax, 26=Courthouse, 27=Street, 28=Computer, 29=School.

TABLE A-1  
UNITED STATES DISTRICT COURTS

CALENDAR YEAR 1999

REPORT BY PROSECUTORS OF COURT-AUTHORIZED INTERCEPTS OF WIRE, ORAL, OR ELECTRONIC COMMUNICATIONS  
PURSUANT TO 18 U.S.C. 2519

A.O. Number	Number of Days in Oper- ation <sup>4</sup>	Average Inter- cepts per Day	Number of <sup>5</sup>			Costs		Number of					
			Persons Inter- cepted	Intercepts	Incrim- inating Intercepts	Total Cost in \$	Other Than Manpower in \$	Arrests	Trials	Motions to Suppress Intercepts <sup>6</sup>			Persons Convicted
										G	D	P	
MASSACHUSETTS													
272**	26	21	39	545	500	RELATED TO NO. 273**							
273**	26	21	39	545	500	128,937	27,937	17	1	-	-	-	17
274	30	182	310	5,447	448	314,292	10,680	24	-	-	-	-	-
275	26	21	39	545	500	RELATED TO NO. 273**							
276	60	107	451	6,394	562	125,139	1,525	-	-	-	-	-	-
277	43	122	300	5,250	3,049	309,200	23,700	30	-	-	-	-	-
278	7	12	9	83	20	RELATED TO NO. 277							
279	52	46	28	2,388	694	22,707	3,000	21	-	-	-	-	-
MICHIGAN, EASTERN													
280**	261	19	326	5,023	839	311,206	4,864	-	-	-	-	-	-
281	50	58	410	2,912	148	71,640	45,240	10	-	1	-	-	-
282	113	20	42	2,221	312	68,092	-	7	-	-	-	-	-
283**	30	45	75	1,362	NR	15,679	875	1	-	-	-	-	-
284**	21	12	12	244	1	6,357	767	-	-	-	-	-	-
285	26	4	24	104	11	RELATED TO NO. 281							
286	60	4	24	229	59	22,378	842	-	-	-	-	-	-
287	58	17	51	962	56	66,773	1,255	-	-	-	-	-	-
288	4	1	4	4	4	13,703	11,400	-	-	-	-	-	-
289	30	-	4	7	3	37,129	1,055	-	-	-	-	-	-
290	19	63	14	1,190	64	18,222	1,806	7	-	-	-	-	-
291	4	32	20	128	31	2,898	100	-	-	-	-	-	-
292	58	23	80	1,347	338	53,327	1,042	-	-	-	-	-	-
293	30	99	79	2,976	911	22,629	200	8	-	-	-	-	-
294	59	50	40	2,924	257	140,400	2,400	-	-	-	-	-	-
295	60	33	161	1,963	400	59,250	18,700	1	-	-	-	-	-
296	60	149	48	8,924	876	45,302	1,500	-	-	-	-	-	-
297	28	-	-	-	-	19,080	50	-	-	-	-	-	-
298	1	1	9	1	1	2,324	1,320	2	-	-	-	-	-
299	53	72	165	3,805	514	75,774	1,150	4	-	-	-	-	-
300	58	59	53	3,412	817	50,808	1,050	4	-	-	-	-	-

<sup>4</sup>NI indicates never installed. I indicates installed but never used.

<sup>5</sup>NR indicates not reported or could not be determined.

<sup>6</sup>Motions: G=Granted, D=Denied, P=Pending.

\* This wiretap was terminated during 1997 or earlier, but was not reported at that time because it was part of an ongoing investigation.

\*\*This wiretap was terminated during 1998, but was not reported at that time because it was part of an ongoing investigation.

TABLE A-1  
UNITED STATES DISTRICT COURTS

CALENDAR YEAR 1999

REPORT BY JUDGES OF COURT-AUTHORIZED INTERCEPTS OF WIRE, ORAL, OR ELECTRONIC COMMUNICATIONS  
PURSUANT TO 18 U.S.C. 2519

A.O. Number	Authorizing Official		Offense Specified	Intercept		Date of Application	Authorized Length		
	Judge	Attorney General <sup>1</sup>		Type <sup>2</sup>	Place <sup>3</sup>		Original Order (Days)	Number of Extensions	Total Length (Days)
MICHIGAN, EASTERN (CONTINUED)									
301	DUGGAN	ROBINSON	NARCOTICS	P	S	09/23/1999	30	-	30
302	O'MEARA	WARREN	NARCOTICS	PE	SO8	11/01/1999	30	1	60
303	O'MEARA	HOROWITZ	NARCOTICS	E	O8	11/18/1999	30	-	30
MICHIGAN, WESTERN									
304	MCKEAGUE	VERHEY	MURDER	E	RO12	02/11/1999	30	-	30
MINNESOTA									
305	DOTY	KEENEY	NARCOTICS	P	S	12/08/1998	30	1	60
306	MONTGOMERY	WARREN	NARCOTICS	E	O8	12/15/1998	30	1	60
307	MONTGOMERY	WARREN	FRAUD	PE	BO13	12/24/1998	30	1	60
308	DOTY	KEENEY	NARCOTICS	E	O8	12/30/1998	30	1	60
309	MONTGOMERY	WARREN	NARCOTICS	E	O8	02/03/1999	30	-	30
310	DOTY	KEENEY	NARCOTICS	E	O8	02/10/1999	30	-	30
311	MAGNUSON	RICHARD	NARCOTICS	E	O8	10/04/1999	30	-	30
MISSOURI, EASTERN									
312	JACKSON	DIGREGORY	RACKETEERING	P	SB	10/11/1998	30	2	90
313	STOHR	KEENEY	NARCOTICS	PE	SBO8	04/09/1999	30	1	60
314	LIMBAUGH	WARREN	NARCOTICS	P	A	05/19/1999	30	-	30
315	LIMBAUGH	KEENEY	NARCOTICS	E	O8	11/19/1999	30	-	30
MISSOURI, WESTERN									
316	LAUGHREY	KEENEY	NARCOTICS	M	B	01/21/1999	30	-	30
317	SMITH	KEENEY	NARCOTICS	PE	SO8	01/25/1999	30	1	60
318	SMITH	WARREN	NARCOTICS	P	S	12/06/1999	30	-	30
MONTANA									
319	MOLLOY	WARREN	NARCOTICS	P	S	04/14/1999	30	2	90
320	MOLLOY	RICHARD	NARCOTICS	E	O8	05/11/1999	30	1	60
NEBRASKA									
321	CAMBRIDGE	WARREN	NARCOTICS	PE	SO8	04/12/1999	30	-	30
322	CAMBRIDGE	RICHARD	NARCOTICS	P	B	05/05/1999	30	1	60
323	KOPF	KEENEY	NARCOTICS	P	S	11/08/1999	30	-	30

<sup>1</sup>The attorney general or designee authorized the filing of the reported applications under provisions of 18 U.S.C. 2516.

<sup>2</sup>Type: P=Phone Wire, M=Micro-Eavesdrop, E=Electronic, NR=Not Reported.

<sup>3</sup>Place: S=Single-Family Dwelling, A=Apartment, M=Multiple Dwelling, B=Business, R=Roving, O=Other.

Other: 6=Automobile/Van, 7=Briefcase, 8=Cellular/Mobile Phone, 9=Cemetery, 10=Closed Circuit TV, 11=Container, 12=Digital Display Pager, 13=Facsimile, 14=Garage/Parking Lot, 15=Hospital, 16=Hotel Room/Motel Room, 17=Jail, 18=Mobile Home/Trailer, 19=Package/Cargo, 20=Pay Phone, 21=Pen Register, 22=Prison, 23=Social Club, 24=Storage, 25=Telefax, 26=Courthouse, 27=Street, 28=Computer, 29=School.

TABLE A-1  
UNITED STATES DISTRICT COURTS

CALENDAR YEAR 1999

REPORT BY PROSECUTORS OF COURT-AUTHORIZED INTERCEPTS OF WIRE, ORAL, OR ELECTRONIC COMMUNICATIONS  
PURSUANT TO 18 U.S.C. 2519

A.O. Number	Number of Days in Oper- ation <sup>4</sup>	Average Inter- cepts per Day	Number of <sup>5</sup>			Costs		Number of					
			Persons Inter- cepted	Intercepts	Incrim- inating Intercepts	Total Cost in \$	Other Than Manpower in \$	Arrests	Trials	Motions to Suppress Intercepts <sup>6</sup>			Persons Convicted
										G	D	P	
MICHIGAN, EASTERN (CONTINUED)													
301	30	65	143	1,944	343	3,172	978	11	-	-	-	-	-
302	37	48	34	1,792	343	98,735	1,625	10	-	-	-	-	-
303	21	14	17	301	79	RELATED TO NO. 302							
MICHIGAN, WESTERN													
304	30	-	1	2	-	-	-	4	2	-	-	-	4
MINNESOTA													
305	52	71	307	3,701	341	81,821	2,860	12	-	-	-	12	-
306	57	114	808	6,495	513	107,296	8,800	10	-	-	-	-	-
307	57	20	42	1,132	462	101,930	18,710	9	-	-	-	-	9
308	59	88	593	5,184	544	78,152	3,240	RELATED TO NO. 305					
309	8	15	42	117	9	RELATED TO NO. 306							
310	19	87	371	1,653	130	22,834	3,600	RELATED TO NO. 305					
311	24	51	51	1,228	535	160,400	2,000	16	-	-	-	-	-
MISSOURI, EASTERN													
312	66	103	268	6,767	1,413	137,486	2,058	-	-	-	-	-	-
313	58	175	69	10,156	579	207,296	3,500	24	-	-	-	-	-
314	30	50	12	1,502	19	RELATED TO NO. 313							
315	18	28	24	509	86	20,464	588	-	-	-	-	-	-
MISSOURI, WESTERN													
316	29	2	11	59	NR	6,887	837	4	-	-	-	-	4
317	59	32	32	1,882	373	47,020	3,100	7	-	-	-	-	6
318	23	19	47	440	69	28,932	295	-	-	-	-	-	-
MONTANA													
319	75	36	227	2,671	214	453,857	4,429	12	-	-	-	-	-
320	50	7	53	368	11	221,688	2,830	RELATED TO NO. 319					
NEBRASKA													
321	29	50	19	1,454	228	15,874	3,000	9	-	-	-	1	-
322	58	76	34	4,380	254	45,839	2,500	11	-	-	-	2	-
323	29	57	22	1,639	272	58,152	400	-	-	-	-	-	-

<sup>4</sup>NI indicates never installed. I indicates installed but never used.

<sup>5</sup>NR indicates not reported or could not be determined.

<sup>6</sup>Motions: G=Granted, D=Denied, P=Pending.

\* This wiretap was terminated during 1997 or earlier, but was not reported at that time because it was part of an ongoing investigation.

\*\*This wiretap was terminated during 1998, but was not reported at that time because it was part of an ongoing investigation.

**TABLE A-1**  
**UNITED STATES DISTRICT COURTS**

**CALENDAR YEAR 1999**

**REPORT BY JUDGES OF COURT-AUTHORIZED INTERCEPTS OF WIRE, ORAL, OR ELECTRONIC COMMUNICATIONS**  
**PURSUANT TO 18 U.S.C. 2519**

A.O. Number	Authorizing Official		Offense Specified	Intercept		Date of Application	Authorized Length		
	Judge	Attorney General <sup>1</sup>		Type <sup>2</sup>	Place <sup>3</sup>		Original Order (Days)	Number of Extensions	Total Length (Days)
NEVADA									
324	RAWLINSON	DIGREGORY	NARCOTICS	PE	AO8	09/03/1998	30	7	240
325**	GEORGE	ROBINSON	RACKETEERING	E	O8	12/04/1998	30	-	30
326	RAWLINSON	ROBINSON	NARCOTICS	E	O8	01/19/1999	30	2	90
327	PRO	HOROWITZ	NARCOTICS	P	A	02/02/1999	30	-	30
328	RAWLINSON	DIGREGORY	NARCOTICS	P	S	03/12/1999	30	1	60
329	PRO	KEENEY	NARCOTICS	P	S	03/16/1999	30	1	60
330	GEORGE	KEENEY	NARCOTICS	P	S	03/18/1999	30	-	30
331	RAWLINSON	KEENEY	RACKETEERING	P	SB	03/24/1999	30	-	30
332	RAWLINSON	KEENEY	NARCOTICS	E	O8	04/28/1999	30	1	60
333	GEORGE	RICHARD	RACKETEERING	P	SA	04/30/1999	30	2	90
334	JOHNSTON	ROBINSON	COUNTERFEITING	E	O8	06/29/1999	30	-	30
NEW JERSEY									
335**	TRUMP-BARRY	REPETO	NARCOTICS	E	O8	03/20/1998	30	-	30
336	WALLS	KEENEY	NARCOTICS	P	A	09/28/1998	30	3	120
337**	RODRIGUEZ	KRAPPA	NARCOTICS	E	O8	10/26/1998	30	1	60
338	WALLS	KAPLAN	NARCOTICS	E	O8,O12	10/29/1998	30	2	90
339**	LIFLAND	SCHWARTZ	NARCOTICS	E	O8	10/29/1998	30	-	30
340**	PISANO	PERCELL	NARCOTICS	P	A	10/29/1998	30	1	60
341	RODRIGUEZ	REYNOLDS	NARCOTICS	E	O8,O12	11/05/1998	30	2	90
342	BISSELL	KEENEY	NARCOTICS	E	O8	11/17/1998	30	1	60
343	RODRIGUEZ	HOROWITZ	NARCOTICS	E	O8,O12	12/14/1998	30	1	60
344	BASSLER	KEENEY	RACKETEERING	P	S	12/17/1998	30	-	30
345	RODRIGUEZ	HOROWITZ	NARCOTICS	E	O8	12/29/1998	30	1	60
346	BERRY	DIGREGORY	NARCOTICS	E	O8	01/07/1999	30	-	30
347	LECHNER	HOROWITZ	NARCOTICS	PE	SO8	03/19/1999	30	-	30
348	DEBEVOISE	KEENEY	NARCOTICS	E	O8	03/29/1999	30	-	30
349	ACKERMAN	WARREN	RACKETEERING	E	O8	04/15/1999	30	2	90
350	ACKERMAN	DIGREGORY	NARCOTICS	P	S	04/20/1999	30	1	60
351	ACKERMAN	KEENEY	NARCOTICS	E	O8	05/13/1999	30	-	30
352	WOLIN	RICHARD	NARCOTICS	P	S	05/27/1999	30	1	60

<sup>1</sup>The attorney general or designee authorized the filing of the reported applications under provisions of 18 U.S.C. 2516.

<sup>2</sup>Type: P=Phone Wire, M=Micro-Eavesdrop, E=Electronic, NR=Not Reported.

<sup>3</sup>Place: S=Single-Family Dwelling, A=Apartment, M=Multiple Dwelling, B=Business, R=Roving, O=Other.

Other: 6=Automobile/Van, 7=Briefcase, 8=Cellular/Mobile Phone, 9=Cemetery, 10=Closed Circuit TV, 11=Container, 12=Digital Display Pager, 13=Facsimile, 14=Garage/Parking Lot, 15=Hospital, 16=Hotel Room/Motel Room, 17=Jail, 18=Mobile Home/Trailer, 19=Package/Cargo, 20=Pay Phone, 21=Pen Register, 22=Prison, 23=Social Club, 24=Storage, 25=Telefax, 26=Courthouse, 27=Street, 28=Computer, 29=School.

TABLE A-1  
UNITED STATES DISTRICT COURTS

CALENDAR YEAR 1999

REPORT BY PROSECUTORS OF COURT-AUTHORIZED INTERCEPTS OF WIRE, ORAL, OR ELECTRONIC COMMUNICATIONS  
PURSUANT TO 18 U.S.C. 2519

A.O. Number	Number of Days in Oper- ation <sup>4</sup>	Average Inter- cepts per Day	Number of <sup>5</sup>			Costs		Number of					
			Persons Inter- cepted	Intercepts	Incrim- inating Intercepts	Total Cost in \$	Other Than Manpower in \$	Arrests	Trials	Motions to Suppress Intercepts <sup>6</sup>			Persons Convicted
										G	D	P	
NEVADA													
324	235	16	88	3,804	1,350	250,784	8,225	5	-	-	-	-	-
325**	16	7	25	111	3	16,219	625	4	-	-	-	-	4
326	84	22	26	1,873	313	103,289	1,300	9	2	-	-	-	2
327	30	111	142	3,330	197	147,850	5,000	20	-	-	-	-	-
328	60	104	33	6,258	368	58,437	5,400	15	-	-	-	-	-
329	43	66	117	2,835	162	147,850	5,000	20	-	-	-	-	-
330	30	8	31	238	23	32,130	1,000	1	-	-	-	-	-
331	30	4	78	133	34	20,444	1,650	4	-	-	-	-	-
332	58	31	46	1,805	331	123,528	3,500	5	-	-	-	-	-
333	84	46	183	3,840	714	68,426	4,125	7	-	-	-	-	1
334	23	78	359	1,793	52	218,000	52,000	1	-	-	-	-	1
NEW JERSEY													
335**	28	34	25	956	90	35,792	2,000	7	-	-	-	-	-
336	114	92	93	10,497	351	232,151	13,050	4	-	-	-	-	4
337**	60	68	91	4,071	632	82,845	5,405	-	-	-	-	-	-
338	90	5	39	436	311	21,392	120	9	-	-	-	-	8
339**	29	-	4	10	-	26,700	3,800	-	-	-	-	-	-
340**	41	166	65	6,819	400	61,210	6,320	3	-	-	-	-	-
341	90	22	35	2,007	1,100	25,000	15,000	15	-	-	-	-	-
342	56	85	6	4,735	1,329	88,400	2,000	5	-	-	-	-	3
343	58	52	150	2,998	1,100	164,500	4,500	15	-	-	-	-	-
344	30	48	27	1,450	130	22,881	300	-	-	-	-	-	-
345	48	36	100	1,742	834	RELATED TO NO. 343							
346	30	-	1	2	-	34,690	4,790	-	-	-	-	-	-
347	28	31	21	861	61	133,564	2,500	4	-	-	-	-	-
348	30	13	131	385	147	173,000	13,000	5	-	-	-	-	5
349	86	12	80	1,020	401	8,093	650	-	-	-	-	-	-
350	36	120	188	4,328	197	43,472	2,000	9	-	-	-	-	-
351	13	50	74	652	178	15,976	1,000	9	-	-	-	-	-
352	58	88	1,789	5,077	170	188,000	13,000	-	-	-	-	-	-

<sup>4</sup>NI indicates never installed. I indicates installed but never used.

<sup>5</sup>NR indicates not reported or could not be determined.

<sup>6</sup>Motions: G=Granted, D=Denied, P=Pending.

\* This wiretap was terminated during 1997 or earlier, but was not reported at that time because it was part of an ongoing investigation.

\*\*This wiretap was terminated during 1998, but was not reported at that time because it was part of an ongoing investigation.

TABLE A-1  
UNITED STATES DISTRICT COURTS

CALENDAR YEAR 1999

REPORT BY JUDGES OF COURT-AUTHORIZED INTERCEPTS OF WIRE, ORAL, OR ELECTRONIC COMMUNICATIONS  
PURSUANT TO 18 U.S.C. 2519

A.O. Number	Authorizing Official		Offense Specified	Intercept		Date of Application	Authorized Length		
	Judge	Attorney General <sup>1</sup>		Type <sup>2</sup>	Place <sup>3</sup>		Original Order (Days)	Number of Extensions	Total Length (Days)
NEW JERSEY (CONTINUED)									
353	POLITAN	KEENEY	\$LAUNDERING	P	S	06/11/1999	30	1	60
354	WALLS	DIGREGORY	NARCOTICS	E	O8	07/16/1999	30	-	30
355	POLITAN	DIGREGORY	\$LAUNDERING	P	SA	08/03/1999	30	3	120
356	LIFLAND	KEENEY	\$LAUNDERING	PM	B	08/11/1999	30	1	60
357	LIFLAND	KEENEY	RACKETEERING	P	B	08/24/1999	30	1	60
358	WALLS	WARREN	\$LAUNDERING	P	A	10/21/1999	30	1	60
359	LIFLAND	KAPLAN	RACKETEERING	E	O12	11/12/1999	30	-	30
NEW MEXICO									
360**	CONWAY	WARREN	NARCOTICS	P	S	12/09/1998	30	-	30
361	HANSEN	ENGLISH	NARCOTICS	E	O12	12/16/1998	30	-	30
362	CONWAY	WARREN	NARCOTICS	P	S	01/27/1999	30	-	30
363	CONWAY	WARREN	NARCOTICS	E	O8	01/27/1999	30	-	30
364	CONWAY	HOROWITZ	NARCOTICS	E	O8	02/18/1999	30	-	30
365	PARKER	HOROWITZ	NARCOTICS	P	S	02/19/1999	30	1	60
366	CONWAY	TIERNEY	NARCOTICS	E	O12	07/01/1999	30	-	30
367	CONWAY	DIGREGORY	NARCOTICS	PE	BO8	09/01/1999	30	-	30
368	PARKER	WARREN	NARCOTICS	E	O8	11/15/1999	30	-	30
NEW YORK, NORTHERN									
369**	KAHN	PERICAK	NARCOTICS	E	O8	06/18/1998	30	-	30
370	MORDUE	RICHARD	NARCOTICS	PE	SO12	12/08/1998	30	1	60
371	MCAVOY	WARREN	NARCOTICS	P	S	04/02/1999	30	1	60
372	MORDUE	KEENEY	NARCOTICS	E	O8	07/08/1999	30	-	30
373	MORDUE	KEENEY	NARCOTICS	E	O8	11/12/1999	30	-	30
NEW YORK, EASTERN									
374**	SIFTON	TIRSCHWELL	NARCOTICS	P	S	10/29/1998	30	-	30
375	TRAGER	WARREN	\$LAUNDERING	P	SA	11/04/1998	30	2	90
376	HURLEY	WARREN	NARCOTICS	E	O8	11/06/1998	30	3	120
377	ROSS	WARREN	NARCOTICS	E	O12	11/30/1998	30	4	150
378	HURLEY	KEENEY	NARCOTICS	E	O8	12/06/1998	30	2	90
379	AMON	WARREN	NARCOTICS	P	A	12/07/1998	30	1	60

<sup>1</sup>The attorney general or designee authorized the filing of the reported applications under provisions of 18 U.S.C. 2516.

<sup>2</sup>Type: P=Phone Wire, M=Micro-Eavesdrop, E=Electronic, NR=Not Reported.

<sup>3</sup>Place: S=Single-Family Dwelling, A=Apartment, M=Multiple Dwelling, B=Business, R=Roving, O=Other.

Other: 6=Automobile/Van, 7=Briefcase, 8=Cellular/Mobile Phone, 9=Cemetery, 10=Closed Circuit TV, 11=Container, 12=Digital Display Pager, 13=Facsimile, 14=Garage/Parking Lot, 15=Hospital, 16=Hotel Room/Motel Room, 17=Jail, 18=Mobile Home/Trailer, 19=Package/Cargo, 20=Pay Phone, 21=Pen Register, 22=Prison, 23=Social Club, 24=Storage, 25=Telefax, 26=Courthouse, 27=Street, 28=Computer, 29=School.

TABLE A-1  
UNITED STATES DISTRICT COURTS

CALENDAR YEAR 1999

REPORT BY PROSECUTORS OF COURT-AUTHORIZED INTERCEPTS OF WIRE, ORAL, OR ELECTRONIC COMMUNICATIONS  
PURSUANT TO 18 U.S.C. 2519

A.O. Number	Number of Days in Oper- ation <sup>4</sup>	Average Inter- cepts per Day	Number of <sup>5</sup>			Costs		Number of					
			Persons Inter- cepted	Intercepts	Incrim- inating Intercepts	Total Cost in \$	Other Than Manpower in \$	Arrests	Trials	Motions to Suppress Intercepts <sup>6</sup>			Persons Con- victed
										G	D	P	
NEW JERSEY (CONTINUED)													
353	56	7	87	364	34	62,111	2,500	-	-	-	-	-	-
354	24	4	15	85	31	49,500	1,500	2	-	-	-	-	-
355	111	31	55	3,430	307	31,894	10,000	-	-	-	-	-	-
356	60	160	574	9,572	1,655	475,608	23,222	-	-	-	-	-	-
357	60	103	369	6,154	1,160	RELATED TO NO. 356							
358	32	30	12	949	67	41,013	2,500	-	-	-	-	-	-
359	30	4	6	134	17	1,672	-	-	-	-	-	-	-
NEW MEXICO													
360**	22	45	27	986	66	144,659	3,861	-	-	-	-	-	-
361	30	4	126	125	NR	1,052	-	-	-	-	-	-	-
362	30	44	15	1,310	76	RELATED TO NO. 360**							
363	21	7	12	149	14	RELATED TO NO. 360**							
364	7	70	8	488	22	RELATED TO NO. 360**							
365	51	131	269	6,665	809	77,485	1,800	-	-	-	-	-	-
366	30	67	3	2,003	NR	1,487	-	-	-	-	-	-	-
367	21	173	35	3,630	38	119,600	2,000	4	-	-	-	-	-
368	23	36	56	836	39	13,735	1,000	-	-	-	-	-	-
NEW YORK, NORTHERN													
369**	28	31	20	867	94	24,891	-	24	-	-	-	-	-
370	37	64	30	2,362	125	97,904	2,000	20	-	-	-	-	-
371	60	37	360	2,238	209	103,680	33,480	26	-	-	-	-	-
372	20	6	9	128	-	33,410	1,800	-	-	-	-	-	-
373	29	35	25	1,011	222	166,000	21,000	-	-	-	-	-	-
NEW YORK, EASTERN													
374**	30	66	51	1,988	190	26,880	-	4	-	-	-	-	-
375	70	95	42	6,645	2,675	8,309	-	-	-	-	-	-	-
376	113	25	71	2,816	648	877,840	-	15	-	-	-	-	-
377	115	6	32	714	357	5,654	80	-	-	-	-	-	-
378	85	20	7	1,658	206	RELATED TO NO. 376							
379	59	46	2,698	2,741	417	71,227	2,000	14	-	-	-	-	-

<sup>4</sup>NI indicates never installed. I indicates installed but never used.

<sup>5</sup>NR indicates not reported or could not be determined.

<sup>6</sup>Motions: G=Granted, D=Denied, P=Pending.

\* This wiretap was terminated during 1997 or earlier, but was not reported at that time because it was part of an ongoing investigation.

\*\*This wiretap was terminated during 1998, but was not reported at that time because it was part of an ongoing investigation.



TABLE A-1  
UNITED STATES DISTRICT COURTS

CALENDAR YEAR 1999

REPORT BY JUDGES OF COURT-AUTHORIZED INTERCEPTS OF WIRE, ORAL, OR ELECTRONIC COMMUNICATIONS  
PURSUANT TO 18 U.S.C. 2519

A.O. Number	Authorizing Official		Offense Specified	Intercept		Date of Application	Authorized Length		
	Judge	Attorney General <sup>1</sup>		Type <sup>2</sup>	Place <sup>3</sup>		Original Order (Days)	Num-ber of Exten-sions	Total Length (Days)
NEW YORK, EASTERN (CONTINUED)									
380	SEYBERT	WARREN	NARCOTICS	PME	SO8,O13	12/09/1998	30	1	60
381	TRAGER	HOROWITZ	\$LAUNDERING	P	A	02/17/1999	30	-	30
382	RAGGI	WARREN	NARCOTICS	E	O8	02/19/1999	30	1	60
383	DEARIE	DIGREGORY	NARCOTICS	E	O8	02/26/1999	30	-	30
384	WEINSTEIN	WARREN	NARCOTICS	E	O8	03/15/1999	30	-	30
385	DEARIE	MIRAGLIOTTA	NARCOTICS	E	RO12	04/07/1999	30	-	30
386	DEARIE	MIRAGLIOTTA	NARCOTICS	E	RO12	04/07/1999	30	-	30
387	TRAGER	DIGREGORY	\$LAUNDERING	E	O8	04/07/1999	30	1	60
388	GLEESON	ROBINSON	NARCOTICS	E	O8	04/08/1999	30	-	30
389	TRAGER	WARREN	RACKETEERING	E	O8	06/14/1999	30	2	90
390	ROSS	WARREN	NARCOTICS	E	O8	06/18/1999	30	-	30
391	DEARIE	WARREN	NARCOTICS	E	O8	08/05/1999	30	-	30
392	ROSS	RICHARD	FRAUD	P	B	09/07/1999	30	2	90
393	TRAGER	KEENEY	RACKETEERING	E	O8	09/09/1999	30	-	30
394	PRESKA	DIGREGORY	NARCOTICS	E	O8	10/07/1999	30	-	30
395	GLASSER	HOROWITZ	NARCOTICS	E	O8,O12	10/21/1999	30	-	30
396	MCKENNA	WARREN	NARCOTICS	E	O8	10/23/1999	30	-	30
397	GERSHON	WARREN	NARCOTICS	E	O8	10/26/1999	30	1	60
NEW YORK, SOUTHERN									
398**	GRIESA	PEIKIN	NARCOTICS	P	A	03/13/1998	30	2	90
399	WOOD	WARREN	RACKETEERING	E	O8	04/24/1998	30	8	270
400**	WARD	WARREN	RACKETEERING	E	O8	06/19/1998	30	4	150
401**	KEENAN	WARREN	EXTORTION	PE	SO8	07/01/1998	30	4	150
402**	PRESKA	PEIKIN	NARCOTICS	PE	BO12	09/18/1998	30	2	90
403**	KNAPP	DIGREGORY	NARCOTICS	E	O8,O12	10/02/1998	30	-	30
404**	MARTIN	WARREN	NARCOTICS	E	O8	10/15/1998	30	-	30
405**	MARTIN	MACHT	NARCOTICS	P	B	10/20/1998	30	-	30
406	LEISURE	KEENEY	NARCOTICS	E	O8	12/18/1998	30	-	30
407	LEISURE	WARREN	NARCOTICS	E	O8	01/12/1999	30	-	30
408	HELLER	KEENEY	NARCOTICS	E	O8	01/26/1999	30	-	30

<sup>1</sup>The attorney general or designee authorized the filing of the reported applications under provisions of 18 U.S.C. 2516.

<sup>2</sup>Type: P=Phone Wire, M=Micro-Eavesdrop, E=Electronic, NR=Not Reported.

<sup>3</sup>Place: S=Single-Family Dwelling, A=Apartment, M=Multiple Dwelling, B=Business, R=Roving, O=Other.

Other: 6=Automobile/Van, 7=Briefcase, 8=Cellular/Mobile Phone, 9=Cemetery, 10=Closed Circuit TV, 11=Container, 12=Digital Display Pager, 13=Facsimile, 14=Garage/Parking Lot, 15=Hospital, 16=Hotel Room/Motel Room, 17=Jail, 18=Mobile Home/Trailer, 19=Package/Cargo, 20=Pay Phone, 21=Pen Register, 22=Prison, 23=Social Club, 24=Storage, 25=Telefax, 26=Courthouse, 27=Street, 28=Computer, 29=School.

TABLE A-1  
UNITED STATES DISTRICT COURTS

CALENDAR YEAR 1999

REPORT BY PROSECUTORS OF COURT-AUTHORIZED INTERCEPTS OF WIRE, ORAL, OR ELECTRONIC COMMUNICATIONS  
PURSUANT TO 18 U.S.C. 2519

A.O. Number	Number of Days in Oper- ation <sup>4</sup>	Average Inter- cepts per Day	Number of <sup>5</sup>			Costs		Number of					
			Persons Inter- cepted	Intercepts	Incrim- inating Intercepts	Total Cost in \$	Other Than Manpower in \$	Arrests	Trials	Motions to Suppress Intercepts <sup>6</sup>			Persons Convicted
										G	D	P	
NEW YORK, EASTERN (CONTINUED)													
380	51	42	52	2,167	522	300,000	117,216	6	-	-	-	-	2
381	20	89	4	1,774	1,681	32,729	-	-	-	-	-	-	-
382	28	34	51	965	112	135,117	-	1	-	-	-	-	-
383	10	65	3	648	41	3,876	950	-	-	-	-	-	-
384	30	10	27	295	15	11,492	1,779	-	-	-	-	-	-
385	30	21	-	642	-	-	-	-	-	-	-	-	-
386	10	17	-	172	-	-	-	-	-	-	-	-	-
387	60	14	12	866	500	107,159	-	7	-	-	-	-	-
388	NI	-	-	-	-	-	-	-	-	-	-	-	-
389	63	11	38	700	99	67,179	425	-	-	-	-	-	-
390	30	8	7	236	44	16,336	2,000	-	-	-	-	-	-
391	16	48	30	771	165	18,832	400	-	-	-	-	-	-
392	85	128	113	10,871	946	36,317	1,545	-	-	-	-	-	-
393	30	15	21	452	79	34,583	1,840	-	-	-	-	-	-
394	I	-	-	-	-	750	750	-	-	-	-	-	-
395	19	5	6	95	22	43,708	2,100	1	-	-	-	-	1
396	8	12	37	97	19	26,772	500	-	-	-	-	-	-
397	37	38	232	1,405	243	224,599	12,900	3	-	-	-	-	-
NEW YORK, SOUTHERN													
398**	90	490	100	44,100	22,050	76,761	12,249	42	-	-	-	-	-
399	270	30	150	8,032	500	31,641	7,036	-	-	-	-	-	-
400**	137	36	89	4,905	1,220	111,734	3,296	-	-	-	-	-	-
401**	150	15	50	2,235	655	140,041	2,897	-	-	-	-	-	-
402**	90	394	100	35,500	12,000	63,085	7,533	16	-	-	2	-	-
403**	30	10	10	296	64	18,898	1,500	-	-	-	-	-	-
404**	30	25	15	759	11	11,598	-	-	-	-	-	-	-
405**	29	21	40	595	47	137,984	-	10	-	-	-	-	-
406	28	58	1,602	1,629	189	94,976	42,096	-	-	-	-	-	-
407	29	18	487	531	124	25,984	10,000	-	-	-	-	-	-
408	2	20	19	39	7	11,648	1,000	-	-	-	-	-	-

<sup>4</sup>NI indicates never installed. I indicates installed but never used.

<sup>5</sup>NR indicates not reported or could not be determined.

<sup>6</sup>Motions: G=Granted, D=Denied, P=Pending.

\* This wiretap was terminated during 1997 or earlier, but was not reported at that time because it was part of an ongoing investigation.

\*\*This wiretap was terminated during 1998, but was not reported at that time because it was part of an ongoing investigation.

TABLE A-1  
UNITED STATES DISTRICT COURTS

CALENDAR YEAR 1999

REPORT BY JUDGES OF COURT-AUTHORIZED INTERCEPTS OF WIRE, ORAL, OR ELECTRONIC COMMUNICATIONS  
PURSUANT TO 18 U.S.C. 2519

A.O. Number	Authorizing Official		Offense Specified	Intercept		Date of Application	Authorized Length		
	Judge	Attorney General <sup>1</sup>		Type <sup>2</sup>	Place <sup>3</sup>		Original Order (Days)	Number of Extensions	Total Length (Days)
NEW YORK, SOUTHERN (CONTINUED)									
409	OWEN	HOROWITZ	NARCOTICS	E	O8	02/19/1999	30	-	30
410	RAKOFF	DIGREGORY	NARCOTICS	E	O8	02/23/1999	30	-	30
411	SPRIZZO	KEENEY	RACKETEERING	E	O8	03/04/1999	30	1	60
412	BAER	HOROWITZ	\$LAUNDERING	E	O8	03/17/1999	30	-	30
413	KAPLAN	HOROWITZ	NARCOTICS	E	O8	03/23/1999	30	-	30
414	BAER	HOROWITZ	NARCOTICS	P	A	03/26/1999	30	1	60
415	KAPLAN	WARREN	NARCOTICS	P	A	04/06/1999	30	-	30
416	JONES	WARREN	NARCOTICS	E	O8	05/26/1999	30	1	60
417	BAER	WARREN	RACKETEERING	P	B	06/30/1999	30	-	30
418	COTE	KEENEY	NARCOTICS	E	O8	07/26/1999	30	-	30
419	STEIN	RICHARD	NARCOTICS	E	O8	08/11/1999	30	-	30
420	CHIN	WARREN	NARCOTICS	E	O8	08/16/1999	30	1	60
421	CASEY	WARREN	NARCOTICS	E	O8	09/10/1999	30	2	90
422	GOLD	WARREN	NARCOTICS	E	O8	10/07/1999	30	-	30
NEW YORK, WESTERN									
423**	SKRETNY	KEENEY	RACKETEERING	ME	BO6,O10	09/13/1998	30	2	90
424	SKRETNY	KEENEY	NARCOTICS	P	S	04/08/1999	30	1	60
425	ARCARA	WARREN	CONSPIRACY	E	O8	04/21/1999	30	1	60
426	SKRETNY	KEENEY	NARCOTICS	E	O8	04/23/1999	30	1	60
427	SKRETNY	DIGREGORY	NARCOTICS	E	O8	06/24/1999	30	-	30
428	SKRETNY	WARREN	NARCOTICS	E	O8	10/06/1999	30	1	60
NORTH CAROLINA, EASTERN									
429	HOWARD	WARREN	NARCOTICS	E	O8,O12	06/09/1999	30	1	60
OHIO, NORTHERN									
430	POLSTER	WARREN	NARCOTICS	PE	SO8	10/29/1998	30	2	90
431	POLSTER	DIGREGORY	NARCOTICS	E	O8	11/13/1998	30	2	90
432	WELLS	WARREN	NARCOTICS	P	A	02/05/1999	30	1	60
433	GAUGHAN	KEENEY	NARCOTICS	P	S	03/25/1999	30	-	30
434	NUGENT	DIGREGORY	NARCOTICS	E	O8	04/21/1999	30	-	30
435	GAUGHAN	WARREN	NARCOTICS	P	S	06/30/1999	30	1	60

<sup>1</sup> The attorney general or designee authorized the filing of the reported applications under provisions of 18 U.S.C. 2516.

<sup>2</sup> Type: P=Phone Wire, M=Micro-Eavesdrop, E=Electronic, NR=Not Reported.

<sup>3</sup> Place: S=Single-Family Dwelling, A=Apartment, M=Multiple Dwelling, B=Business, R=Roving, O=Other.

Other: 6=Automobile/Van, 7=Briefcase, 8=Cellular/Mobile Phone, 9=Cemetery, 10=Closed Circuit TV, 11=Container, 12=Digital Display Pager, 13=Facsimile, 14=Garage/Parking Lot, 15=Hospital, 16=Hotel Room/Motel Room, 17=Jail, 18=Mobile Home/Trailer, 19=Package/Cargo, 20=Pay Phone, 21=Pen Register, 22=Prison, 23=Social Club, 24=Storage, 25=Telefax, 26=Courthouse, 27=Street, 28=Computer, 29=School.

TABLE A-1  
UNITED STATES DISTRICT COURTS

CALENDAR YEAR 1999

REPORT BY PROSECUTORS OF COURT-AUTHORIZED INTERCEPTS OF WIRE, ORAL, OR ELECTRONIC COMMUNICATIONS  
PURSUANT TO 18 U.S.C. 2519

A.O. Number	Number of Days in Oper- ation <sup>4</sup>	Average Inter- cepts per Day	Number of <sup>5</sup>			Costs		Number of					
			Persons Inter- cepted	Intercepts	Incrim- inating Intercepts	Total Cost in \$	Other Than Manpower in \$	Arrests	Trials	Motions to Suppress Intercepts <sup>6</sup>			Persons Convicted
										G	D	P	
NEW YORK, SOUTHERN (CONTINUED)													
409	30	10	20	291	5	45,630	6,750	-	-	-	-	-	-
410	12	20	134	242	30	10,752	5,000	-	-	-	-	-	-
411	57	11	14	606	127	22,958	464	-	-	-	-	-	-
412	29	48	30	1,393	25	38,304	-	-	-	-	-	-	-
413	29	6	187	171	16	25,980	10,500	-	-	-	-	-	-
414	54	74	20	3,969	799	29,950	1,875	10	-	-	-	-	-
415	30	231	200	6,937	884	34,560	-	31	-	-	-	-	-
416	58	29	40	1,679	321	79,936	1,600	-	-	-	-	-	-
417	30	142	170	4,258	21	19,833	2,126	-	-	-	-	-	-
418	8	43	296	344	163	8,520	6,000	-	-	-	-	-	-
419	20	22	313	438	173	10,880	5,000	-	-	-	-	-	-
420	55	41	14	2,265	273	2,810	2,000	-	-	-	-	-	-
421	64	49	1,153	3,139	808	23,108	3,500	18	-	-	-	-	-
422	28	56	90	1,566	707	16,991	1,000	-	-	-	-	-	-
NEW YORK, WESTERN													
423**	90	9	59	834	181	15,791	6,919	-	-	-	-	-	-
424	60	50	88	2,972	315	24,921	2,385	83	-	-	-	-	-
425	39	22	41	854	100	29,651	1,563	-	-	-	-	-	-
426	52	164	104	8,513	1,372	30,103	2,015	83	-	-	-	-	-
427	13	69	34	901	171	6,480	1,360	83	-	-	-	-	-
428	60	66	25	3,967	250	78,480	-	-	-	-	-	-	-
NORTH CAROLINA, EASTERN													
429	60	118	10	7,105	4,618	227,000	43,000	8	-	-	-	-	8
OHIO, NORTHERN													
430	90	21	246	1,876	241	122,770	863	-	-	-	-	-	-
431	90	22	124	1,969	224	58,814	434	10	-	-	-	-	-
432	50	55	105	2,764	312	26,964	630	-	-	-	-	-	-
433	29	15	40	432	63	15,508	311	-	-	-	-	-	-
434	24	27	86	657	218	17,059	428	6	-	-	-	-	-
435	36	39	62	1,405	266	18,346	405	67	-	-	-	-	-

<sup>4</sup>NI indicates never installed. I indicates installed but never used.

<sup>5</sup>NR indicates not reported or could not be determined.

<sup>6</sup>Motions: G=Granted, D=Denied, P=Pending.

\* This wiretap was terminated during 1997 or earlier, but was not reported at that time because it was part of an ongoing investigation.

\*\*This wiretap was terminated during 1998, but was not reported at that time because it was part of an ongoing investigation.

TABLE A-1  
UNITED STATES DISTRICT COURTS

CALENDAR YEAR 1999

REPORT BY JUDGES OF COURT-AUTHORIZED INTERCEPTS OF WIRE, ORAL, OR ELECTRONIC COMMUNICATIONS  
PURSUANT TO 18 U.S.C. 2519

A.O. Number	Authorizing Official		Offense Specified	Intercept		Date of Application	Authorized Length		
	Judge	Attorney General <sup>1</sup>		Type <sup>2</sup>	Place <sup>3</sup>		Original Order (Days)	Number of Extensions	Total Length (Days)
OHIO, NORTHERN (CONTINUED)									
436	ECONOMUS	WARREN	NARCOTICS	PE	SO8	10/28/1999	30	1	60
437	ECONOMUS	LONG	NARCOTICS	E	O12	10/28/1999	30	1	60
OHIO, SOUTHERN									
438	DLOTT	HOROWITZ	NARCOTICS	M	A	02/09/1999	30	-	30
439	DLOTT	KEENEY	TERRORISM	P	S	03/23/1999	30	-	30
440	DLOTT	KEENEY	TERRORISM	M	S	03/23/1999	30	-	30
441	DLOTT	DIGREGORY	NARCOTICS	E	O8	04/16/1999	30	-	30
442	DLOTT	DIGREGORY	NARCOTICS	PE	SO8	04/28/1999	30	-	30
443	DLOTT	WARREN	NARCOTICS	P	S	07/14/1999	30	2	90
444	DLOTT	WARREN	NARCOTICS	P	S	09/16/1999	30	-	30
OKLAHOMA, WESTERN									
445**	CAUTHRON	WARREN	NARCOTICS	E	O8,O12	04/28/1998	30	2	90
446**	THOMPSON	WARREN	NARCOTICS	E	O8	05/18/1998	30	1	60
447**	THOMPSON	WARREN	NARCOTICS	E	O8	06/23/1998	30	1	60
448	CAUTHRON	WARREN	\$LAUNDERING	E	BO13	03/30/1999	30	1	60
449	MILES-LAGRANGE	DIGREGORY	NARCOTICS	P	S	08/27/1999	30	1	60
450	MILES-LAGRANGE	KEENEY	NARCOTICS	P	B	09/21/1999	30	1	60
451	MILES-LAGRANGE	DIGREGORY	NARCOTICS	P	S	10/21/1999	30	-	30
OREGON									
452	KING	PETTI	\$LAUNDERING	E	O12	06/10/1999	30	-	30
453	HOGAN	WARREN	NARCOTICS	E	O8	09/17/1999	30	-	30
454	HOGAN	DIGREGORY	NARCOTICS	E	O8	10/05/1999	30	-	30
PENNSYLVANIA, EASTERN									
455**	PADOVA	WARREN	NARCOTICS	P	S	10/09/1998	30	1	60
456**	HUTTON	KEENEY	NARCOTICS	E	O12	10/22/1998	30	1	60
457**	HUTTON	WARREN	NARCOTICS	E	O8	11/17/1998	30	-	30
458	DALZELL	DIGREGORY	NARCOTICS	P	S	11/23/1998	30	3	120
459**	PADOVA	DIGREGORY	NARCOTICS	E	O8	11/25/1998	30	-	30
460	DALZELL	WARREN	NARCOTICS	PE	SO8	01/29/1999	30	-	30
461	YOHNN	WARREN	NARCOTICS	P	A	02/02/1999	30	4	150

<sup>1</sup> The attorney general or designee authorized the filing of the reported applications under provisions of 18 U.S.C. 2516.

<sup>2</sup> Type: P=Phone Wire, M=Micro-Eavesdrop, E=Electronic, NR=Not Reported.

<sup>3</sup> Place: S=Single-Family Dwelling, A=Apartment, M=Multiple Dwelling, B=Business, R=Roving, O=Other.

Other: 6=Automobile/Van, 7=Briefcase, 8=Cellular/Mobile Phone, 9=Cemetery, 10=Closed Circuit TV, 11=Container, 12=Digital Display Pager, 13=Facsimile, 14=Garage/Parking Lot, 15=Hospital, 16=Hotel Room/Motel Room, 17=Jail, 18=Mobile Home/Trailer, 19=Package/Cargo, 20=Pay Phone, 21=Pen Register, 22=Prison, 23=Social Club, 24=Storage, 25=Telefax, 26=Courthouse, 27=Street, 28=Computer, 29=School.

TABLE A-1  
UNITED STATES DISTRICT COURTS

CALENDAR YEAR 1999

REPORT BY PROSECUTORS OF COURT-AUTHORIZED INTERCEPTS OF WIRE, ORAL, OR ELECTRONIC COMMUNICATIONS  
PURSUANT TO 18 U.S.C. 2519

A.O. Number	Number of Days in Oper- ation <sup>4</sup>	Average Inter- cepts per Day	Number of <sup>5</sup>			Costs		Number of						
			Persons Inter- cepted	Intercepts	Incrim- inating Intercepts	Total Cost in \$	Other Than Manpower in \$	Arrests	Trials	Motions to Suppress Intercepts <sup>6</sup>			Persons Con- victed	
										G	D	P		
OHIO, NORTHERN (CONTINUED)														
436	47	10	65	461	254	87,494	875	11	-	-	-	-	-	
437	48	11	21	518	329	RELATED TO NO. 436								
OHIO, SOUTHERN														
438	19	47	3	895	-	4,246	-	-	-	-	-	-	-	
439	23	3	14	70	1	31,991	3,000	-	-	-	-	-	-	
440	17	-	-	-	-	11,907	3,000	-	-	-	-	-	-	
441	29	72	83	2,075	350	34,401	200	14	-	-	-	-	-	
442	21	58	60	1,228	64	RELATED TO NO. 441								
443	90	55	137	4,916	1,961	88,443	22,000	-	-	-	-	-	-	
444	30	21	45	620	160	22,937	4,500	-	-	-	-	-	-	
OKLAHOMA, WESTERN														
445**	90	11	27	1,000	351	66,000	8,000	30	-	-	-	-	15	
446**	45	18	37	800	250	34,160	5,000	RELATED TO NO. 445**						
447**	60	12	64	722	99	43,880	5,000	RELATED TO NO. 445**						
448	60	12	91	697	344	27,633	4,828	-	-	-	-	-	-	
449	57	27	31	1,526	255	71,449	997	7	-	-	-	-	1	
450	57	41	54	2,356	232	71,601	1,446	7	-	-	-	-	2	
451	30	6	10	187	41	43,037	1,628	-	-	-	-	-	-	
OREGON														
452	26	1	1	29	24	-	-	1	-	-	-	-	-	
453	30	8	44	252	29	33,878	10,000	12	-	-	-	-	-	
454	30	20	89	605	56	RELATED TO NO. 453								
PENNSYLVANIA, EASTERN														
455**	58	7	29	421	94	31,285	672	-	-	-	-	-	-	
456**	49	8	103	385	363	18,952	-	-	-	-	-	-	-	
457**	9	-	-	-	-	6,378	411	-	-	-	-	-	-	
458	116	71	83	8,246	315	68,453	4,486	RELATED TO NO. 465						
459**	9	-	2	4	1	6,508	1,790	-	-	-	-	-	-	
460	14	86	23	1,200	550	8,966	926	RELATED TO NO. 465						
461	145	9	195	1,261	570	126,640	750	-	-	-	-	-	-	

<sup>4</sup>NI indicates never installed. I indicates installed but never used.

<sup>5</sup>NR indicates not reported or could not be determined.

<sup>6</sup>Motions: G=Granted, D=Denied, P=Pending.

\* This wiretap was terminated during 1997 or earlier, but was not reported at that time because it was part of an ongoing investigation.

\*\*This wiretap was terminated during 1998, but was not reported at that time because it was part of an ongoing investigation.

TABLE A-1  
UNITED STATES DISTRICT COURTS

CALENDAR YEAR 1999

REPORT BY JUDGES OF COURT-AUTHORIZED INTERCEPTS OF WIRE, ORAL, OR ELECTRONIC COMMUNICATIONS  
PURSUANT TO 18 U.S.C. 2519

A.O. Number	Authorizing Official		Offense Specified	Intercept		Date of Application	Authorized Length		
	Judge	Attorney General <sup>1</sup>		Type <sup>2</sup>	Place <sup>3</sup>		Original Order (Days)	Number of Extensions	Total Length (Days)
PENNSYLVANIA, EASTERN (CONTINUED)									
462	DALZELL	WARREN	NARCOTICS	E	O8	02/10/1999	30	-	30
463	PADOVA	WARREN	NARCOTICS	E	O8	03/01/1999	30	-	30
464	DALZELL	DIGREGORY	NARCOTICS	E	O8	03/02/1999	30	-	30
465	DALZELL	WARREN	NARCOTICS	P	S	03/02/1999	30	-	30
466	BRODY	KEENEY	CORRUPTION	M	O6	03/09/1999	30	1	60
467	YOHNN	KEENEY	NARCOTICS	E	O8	05/04/1999	30	1	60
468	BARTLE	HOROWITZ	NARCOTICS	E	O8	08/04/1999	30	1	60
469	DUBOIS	WARREN	NARCOTICS	PE	SO8	09/29/1999	30	-	30
470	KAUFFMAN	STARK	FIREARMS	E	RO12	10/07/1999	28	1	58
471	JOYNER	HOROWITZ	NARCOTICS	E	O8	10/28/1999	30	-	30
472	DUBOIS	WARREN	NARCOTICS	E	O8	11/08/1999	30	-	30
PENNSYLVANIA, MIDDLE									
473	KUSIK	WARREN	NARCOTICS	P	S	03/30/1999	30	-	30
474	MUNLEY	DIGREGORY	NARCOTICS	PE	SO8	07/08/1999	30	-	30
PUERTO RICO									
475**	LAFFITTE	MULDROW	NARCOTICS	E	O8	01/28/1998	30	1	60
476**	FUSTE	COLON	NARCOTICS	E	O8	04/23/1998	30	-	30
477	DOMINGUEZ	WARREN	NARCOTICS	P	A	08/31/1998	30	4	150
478**	DOMINGUEZ	KEENEY	NARCOTICS	E	O8	11/16/1998	30	-	30
479	DOMINGUEZ	KEENEY	NARCOTICS	E	O8	01/04/1999	30	-	30
480	JIMENEZ	HOROWITZ	\$LAUNDERING	E	O8	02/05/1999	30	-	30
481	CEREZO	WARREN	NARCOTICS	E	O8	02/18/1999	30	-	30
482	DOMINGUEZ	MALDONADO	ROBBERY	E	O12	03/12/1999	30	-	30
483	DOMINGUEZ	KEENEY	NARCOTICS	E	O12	03/16/1999	30	1	60
484	CEREZO	WARREN	NARCOTICS	E	O8	03/23/1999	30	-	30
485	CASELLAS	WARREN	NARCOTICS	P	S	04/08/1999	30	2	90
486	FUSTE	WARREN	NARCOTICS	E	O8	04/08/1999	30	-	30
487	CEREZO	DIGREGORY	NARCOTICS	E	O8	04/19/1999	30	-	30
488	DOMINGUEZ	KEENEY	NARCOTICS	E	O8,O12	06/08/1999	30	1	60
489	CASELLAS	WARREN	NARCOTICS	E	O8	06/17/1999	30	1	60

<sup>1</sup>The attorney general or designee authorized the filing of the reported applications under provisions of 18 U.S.C. 2516.

<sup>2</sup>Type: P=Phone Wire, M=Micro-Eavesdrop, E=Electronic, NR=Not Reported.

<sup>3</sup>Place: S=Single-Family Dwelling, A=Apartment, M=Multiple Dwelling, B=Business, R=Roving, O=Other.

Other: 6=Automobile/Van, 7=Briefcase, 8=Cellular/Mobile Phone, 9=Cemetery, 10=Closed Circuit TV, 11=Container, 12=Digital Display Pager, 13=Facsimile, 14=Garage/Parking Lot, 15=Hospital, 16=Hotel Room/Motel Room, 17=Jail, 18=Mobile Home/Trailer, 19=Package/Cargo, 20=Pay Phone, 21=Pen Register, 22=Prison, 23=Social Club, 24=Storage, 25=Telefax, 26=Courthouse, 27=Street, 28=Computer, 29=School.

TABLE A-1  
UNITED STATES DISTRICT COURTS

CALENDAR YEAR 1999

REPORT BY PROSECUTORS OF COURT-AUTHORIZED INTERCEPTS OF WIRE, ORAL, OR ELECTRONIC COMMUNICATIONS  
PURSUANT TO 18 U.S.C. 2519

A.O. Number	Number of Days in Oper-ation <sup>4</sup>	Average Inter-cepts per Day	Number of <sup>5</sup>			Costs		Number of					
			Persons Inter-cepted	Intercepts	Incrim-inating Intercepts	Total Cost in \$	Other Than Manpower in \$	Arrests	Trials	Motions to Suppress Intercepts <sup>6</sup>			Persons Con- victed
										G	D	P	
PENNSYLVANIA, EASTERN (CONTINUED)0													
462	15	93	45	1,400	500	16,514	5,000	RELATED TO NO. 465					
463	14	3	3	40	1	8,341	256	-	-	-	-	-	-
464	30	127	23	3,805	1,750	18,428	1,102	RELATED TO NO. 465					
465	30	106	27	3,165	150	18,084	758	20	-	-	-	-	-
466	32	20	8	631	37	5,697	1,365	-	-	-	-	-	-
467	60	9	56	533	433	54,943	3,777	-	-	-	-	-	-
468	40	30	20	1,197	555	33,995	2,537	-	-	-	-	-	-
469	30	58	242	1,728	183	81,120	1,000	-	-	-	-	-	-
470	58	54	1	3,160	215	-	-	-	-	-	-	-	-
471	22	28	47	605	99	30,347	875	-	-	-	-	-	-
472	30	14	59	413	44	64,050	-	-	-	-	-	-	-
PENNSYLVANIA, MIDDLE													
473	29	54	45	1,553	273	7,238	1,100	13	-	-	-	-	3
474	30	56	46	1,683	148	220,860	13,500	12	-	-	-	-	-
PUERTO RICO													
475**	60	44	31	2,612	143	120,000	50,000	39	-	-	-	-	-
476**	16	1	-	10	-	2,000	2,000	-	-	-	-	-	-
477	101	44	60	4,468	467	193,468	25,000	24	-	-	-	-	-
478**	30	20	45	601	100	22,372	1,990	-	-	-	-	-	-
479	15	3	8	44	2	11,290	390	6	-	-	-	-	-
480	10	2	4	19	1	16,418	100	-	-	-	-	-	-
481	4	10	7	41	-	8,702	2,400	-	-	-	-	-	-
482	30	2	1	63	-	1,350	98	-	-	-	-	-	-
483	60	35	140	2,118	184	103,488	34,368	7	-	-	-	-	-
484	21	87	68	1,830	193	38,189	2,400	-	-	-	-	-	-
485	87	36	24	3,100	342	204,118	2,000	16	-	-	-	-	-
486	8	25	4	202	24	9,665	2,400	-	-	-	-	-	-
487	NI	-	-	-	-	-	-	-	-	-	-	-	-
488	60	59	234	3,568	61	82,320	6,000	7	-	-	-	-	-
489	60	51	31	3,032	342	RELATED TO NO. 485							

<sup>4</sup>NI indicates never installed. I indicates installed but never used.

<sup>5</sup>NR indicates not reported or could not be determined.

<sup>6</sup>Motions: G=Granted, D=Denied, P=Pending.

\* This wiretap was terminated during 1997 or earlier, but was not reported at that time because it was part of an ongoing investigation.

\*\*This wiretap was terminated during 1998, but was not reported at that time because it was part of an ongoing investigation.



TABLE A-1  
UNITED STATES DISTRICT COURTS

CALENDAR YEAR 1999

REPORT BY JUDGES OF COURT-AUTHORIZED INTERCEPTS OF WIRE, ORAL, OR ELECTRONIC COMMUNICATIONS  
PURSUANT TO 18 U.S.C. 2519

A.O. Number	Authorizing Official		Offense Specified	Intercept		Date of Application	Authorized Length		
	Judge	Attorney General <sup>1</sup>		Type <sup>2</sup>	Place <sup>3</sup>		Original Order (Days)	Number of Extensions	Total Length (Days)
PUERTO RICO (CONTINUED)									
490	CASELLAS	HOLDER	KIDNAPPING	E	O8	07/18/1999	2	1	32
491	CASELLAS	RENO	KIDNAPPING	E	O8	07/18/1999	2	1	32
492	LAFFITTE	HOROWITZ	NARCOTICS	E	O8	07/29/1999	30	1	60
493	DOMINGUEZ	WARREN	NARCOTICS	E	O8	08/09/1999	30	-	30
494	CEREZO	WARREN	NARCOTICS	E	O8	09/20/1999	30	1	60
495	CEREZO	DIGREGORY	NARCOTICS	E	O8	11/24/1999	30	-	30
SOUTH CAROLINA									
496	BLATT	WARREN	NARCOTICS	E	O8	11/16/1999	30	-	30
TENNESSEE, EASTERN									
497	JARVIS	WARD	NARCOTICS	E	O12	08/06/1999	30	-	30
498	JARVIS	FOLMAR	NARCOTICS	E	O12	08/13/1999	30	-	30
TENNESSEE, MIDDLE									
499**	NIXON	RICHARD	\$LAUNDERING	P	S	05/29/1998	30	1	60
500	ECHOLS	ROBINSON	NARCOTICS	E	O8	12/17/1998	30	2	90
501	ECHOLS	ROBINSON	NARCOTICS	P	S	02/24/1999	30	-	30
502	ECHOLS	ROBINSON	NARCOTICS	E	O8	03/17/1999	30	-	30
TENNESSEE, WESTERN									
503	DONALD	KEENEY	NARCOTICS	P	S	02/26/1999	30	-	30
504	GIBBONS	WARREN	RACKETEERING	E	O8	03/01/1999	30	1	60
505	DONALD	KEENEY	NARCOTICS	E	O8	03/05/1999	30	-	30
506	TURNER	KEENEY	NARCOTICS	E	O12	03/11/1999	30	-	30
TEXAS, NORTHERN									
507**	SANDERS	ROSS	NARCOTICS	E	O8	06/17/1998	30	-	30
508**	SANDERS	ROSS	NARCOTICS	E	O8	06/30/1998	30	-	30
509**	KENDALL	ROSS	NARCOTICS	E	O8	07/08/1998	30	2	90
510**	KENDALL	ROSS	NARCOTICS	E	O8	07/31/1998	30	1	60
511**	MALONEY	ROSS	NARCOTICS	E	O8	10/23/1998	30	-	30
512**	MALONEY	ROSS	NARCOTICS	E	O8	11/18/1998	30	-	30
513**	ROBINSON	ROBINSON	RACKETEERING	P	S	11/24/1998	30	-	30
514	FISH	WARREN	NARCOTICS	E	O8	12/17/1998	30	1	60

<sup>1</sup> The attorney general or designee authorized the filing of the reported applications under provisions of 18 U.S.C. 2516.

<sup>2</sup> Type: P=Phone Wire, M=Micro-Eavesdrop, E=Electronic, NR=Not Reported.

<sup>3</sup> Place: S=Single-Family Dwelling, A=Apartment, M=Multiple Dwelling, B=Business, R=Roving, O=Other.

Other: 6=Automobile/Van, 7=Briefcase, 8=Cellular/Mobile Phone, 9=Cemetery, 10=Closed Circuit TV, 11=Container, 12=Digital Display Pager, 13=Facsimile, 14=Garage/Parking Lot, 15=Hospital, 16=Hotel Room/Motel Room, 17=Jail, 18=Mobile Home/Trailer, 19=Package/Cargo, 20=Pay Phone, 21=Pen Register, 22=Prison, 23=Social Club, 24=Storage, 25=Telefax, 26=Courthouse, 27=Street, 28=Computer, 29=School.

TABLE A-1  
UNITED STATES DISTRICT COURTS

CALENDAR YEAR 1999

REPORT BY PROSECUTORS OF COURT-AUTHORIZED INTERCEPTS OF WIRE, ORAL, OR ELECTRONIC COMMUNICATIONS  
PURSUANT TO 18 U.S.C. 2519

A.O. Number	Number of Days in Oper- ation <sup>4</sup>	Average Inter- cepts per Day	Number of <sup>5</sup>			Costs		Number of						
			Persons Inter- cepted	Intercepts	Incrim- inating Intercepts	Total Cost in \$	Other Than Manpower in \$	Arrests	Trials	Motions to Suppress Intercepts <sup>6</sup>			Persons Convicted	
										G	D	P		
PUERTO RICO (CONTINUED)														
490	2	24	3	47	9	4,297	1,500	5	-	-	-	1	-	
491	2	4	3	8	6	4,486	1,500	RELATED TO NO. 490						
492	30	12	26	348	54	34,065	500	-	-	-	-	-	-	
493	9	15	5	137	5	6,300	1,500	-	-	-	-	-	-	
494	38	51	30	1,933	308	45,926	2,400	-	-	-	-	-	-	
495	23	191	48	4,385	1,289	38,736	1,800	-	-	-	-	-	-	
SOUTH CAROLINA														
496	30	85	285	2,549	364	51,464	14,600	-	-	-	-	-	-	
TENNESSEE, EASTERN														
497	3	2	2	5	4	4,095	30	-	-	-	-	-	-	
498	30	2	22	65	65	1,865	100	-	-	-	-	-	-	
TENNESSEE, MIDDLE														
499**	58	32	35	1,845	71	115,496	2,277	-	-	-	-	-	-	
500	61	63	21	3,853	203	47,086	8,000	-	-	-	-	-	-	
501	30	45	17	1,342	31	26,457	2,450	-	-	-	-	-	-	
502	30	67	15	1,999	18	26,643	2,600	17	-	-	-	-	-	
TENNESSEE, WESTERN														
503	26	121	22	3,148	136	9,898	3,721	-	-	-	-	-	-	
504	37	79	88	2,906	1,424	10,821	429	-	-	-	-	-	-	
505	19	45	12	860	66	RELATED TO NO. 503								
506	13	13	NR	173	NR	RELATED TO NO. 503		25	-	-	-	-	18	
TEXAS, NORTHERN														
507**	2	3	1	5	-	RELATED TO NO. 509**								
508**	NI	-	-	-	-	-	-	-	-	-	-	-	-	
509**	70	90	56	6,331	2,983	410,000	20,000	8	-	-	-	-	8	
510**	60	42	20	2,541	301	RELATED TO NO. 509**								
511**	30	20	10	602	111	RELATED TO NO. 509**								
512**	30	12	6	350	93	RELATED TO NO. 509**								
513**	28	54	440	1,518	188	180,561	3,153	-	-	-	-	-	-	
514	49	14	12	699	63	RELATED TO NO. 509**								

<sup>4</sup>NI indicates never installed. I indicates installed but never used.

<sup>5</sup>NR indicates not reported or could not be determined.

<sup>6</sup>Motions: G=Granted, D=Denied, P=Pending.

\* This wiretap was terminated during 1997 or earlier, but was not reported at that time because it was part of an ongoing investigation.

\*\*This wiretap was terminated during 1998, but was not reported at that time because it was part of an ongoing investigation.

**TABLE A-1**  
**UNITED STATES DISTRICT COURTS**

**CALENDAR YEAR 1999**

**REPORT BY JUDGES OF COURT-AUTHORIZED INTERCEPTS OF WIRE, ORAL, OR ELECTRONIC COMMUNICATIONS  
PURSUANT TO 18 U.S.C. 2519**

A.O. Number	Authorizing Official		Offense Specified	Intercept		Date of Application	Authorized Length		
	Judge	Attorney General <sup>1</sup>		Type <sup>2</sup>	Place <sup>3</sup>		Original Order (Days)	Number of Extensions	Total Length (Days)
TEXAS, NORTHERN (CONTINUED)									
515	FITZWATER	HOROWITZ	NARCOTICS	E	O8	02/04/1999	30	-	30
516	FITZWATER	HASTINGS	NARCOTICS	E	O12	02/05/1999	30	-	30
517	FITZWATER	WARREN	NARCOTICS	P	B	02/19/1999	30	1	60
518	SOLIS	MCMURREY	\$LAUNDERING	E	O12	04/02/1999	30	-	30
519	SOLIS	MCMURREY	\$LAUNDERING	E	O12	04/12/1999	30	1	60
520	CUMMINGS	WARREN	NARCOTICS	PE	SO8	05/17/1999	30	1	60
521	BUCHMEYER	WARREN	NARCOTICS	P	S	05/20/1999	30	-	30
522	LINDSAY	WARREN	NARCOTICS	E	O8	08/11/1999	30	-	30
523	MEANS	DIGREGORY	NARCOTICS	E	O8	09/13/1999	30	1	60
524	KENDALL	DIGREGORY	\$LAUNDERING	PE	SO8	09/22/1999	30	1	60
525	MALONEY	WARREN	NARCOTICS	E	O8	11/02/1999	30	-	30
526	MEANS	KEENEY	NARCOTICS	E	O8	11/08/1999	30	-	30
TEXAS, EASTERN									
527	BROWN	DIGREGORY	NARCOTICS	P	S	11/04/1998	30	1	60
528**	BROWN	WARREN	NARCOTICS	P	O18	11/25/1998	30	-	30
529	BROWN	DIGREGORY	NARCOTICS	P	S	12/10/1998	30	-	30
TEXAS, SOUTHERN									
530**	ATLAS	STABE	NARCOTICS	P	A	10/09/1998	30	-	30
531	HUGHES	WARREN	NARCOTICS	E	O8	11/06/1998	30	2	90
532	HUGHES	ROBINSON	NARCOTICS	PE	BO8	11/12/1998	30	3	120
533**	HITTNER	PEREZ	NARCOTICS	P	S	12/01/1998	30	-	30
534	HITTNER	KEENEY	NARCOTICS	P	S	12/04/1998	30	4	150
535	HITTNER	DIGREGORY	NARCOTICS	E	O8	12/18/1998	30	-	30
536	HOYT	WARREN	NARCOTICS	E	O8	01/20/1999	30	-	30
537	LAKE	KEENEY	NARCOTICS	E	O8	02/03/1999	30	-	30
538	LAKE	WARREN	NARCOTICS	E	O8	02/05/1999	30	-	30
539	HUGHES	WARREN	NARCOTICS	E	O8	02/22/1999	30	-	30
540	WERLEIN	PEREZ	NARCOTICS	E	O12	03/12/1999	30	1	60
541	LAKE	KEENEY	NARCOTICS	E	O8	03/18/1999	30	1	60
542	LAKE	WARREN	NARCOTICS	PE	SO8	05/06/1999	30	1	60

<sup>1</sup>The attorney general or designee authorized the filing of the reported applications under provisions of 18 U.S.C. 2516.

<sup>2</sup>Type: P=Phone Wire, M=Micro-Eavesdrop, E=Electronic, NR=Not Reported.

<sup>3</sup>Place: S=Single-Family Dwelling, A=Apartment, M=Multiple Dwelling, B=Business, R=Roving, O=Other.

Other: 6=Automobile/Van, 7=Briefcase, 8=Cellular/Mobile Phone, 9=Cemetery, 10=Closed Circuit TV, 11=Container, 12=Digital Display Pager, 13=Facsimile, 14=Garage/Parking Lot, 15=Hospital, 16=Hotel Room/Motel Room, 17=Jail, 18=Mobile Home/Trailer, 19=Package/Cargo, 20=Pay Phone, 21=Pen Register, 22=Prison, 23=Social Club, 24=Storage, 25=Telefax, 26=Courthouse, 27=Street, 28=Computer, 29=School.

TABLE A-1  
UNITED STATES DISTRICT COURTS

CALENDAR YEAR 1999

REPORT BY PROSECUTORS OF COURT-AUTHORIZED INTERCEPTS OF WIRE, ORAL, OR ELECTRONIC COMMUNICATIONS  
PURSUANT TO 18 U.S.C. 2519

A.O. Number	Number of Days in Oper-ation <sup>4</sup>	Average Inter-cepts per Day	Number of <sup>5</sup>			Costs		Number of					
			Persons Inter-cepted	Intercepts	Incrim-inating Intercepts	Total Cost in \$	Other Than Manpower in \$	Arrests	Trials	Motions to Suppress Intercepts <sup>6</sup>			Persons Con- victed
										G	D	P	
TEXAS, NORTHERN (CONTINUED)													
515	30	16	5	472	39	RELATED TO NO. 509**							
516	21	4	1	80	80	-	-	1	-	-	-	-	-
517	60	82	29	4,914	3,341	252,921	4,237	26	-	-	-	-	-
518	NI	-	-	-	-	-	-	-	-	-	-	-	-
519	60	3	70	202	NR	4,055	25	1	-	-	-	-	-
520	50	35	59	1,747	55	199,742	34,000	2	1	-	-	-	1
521	29	22	40	634	99	70,000	45,000	-	-	-	-	-	-
522	29	7	16	203	40	43,649	384	-	-	-	-	-	-
523	55	6	17	318	216	608,532	4,808	-	-	-	-	-	-
524	41	50	234	2,067	135	67,921	2,610	-	-	-	-	-	-
525	17	76	35	1,300	300	22,885	3,000	11	-	-	-	-	-
526	20	36	26	722	231	RELATED TO NO. 523							
TEXAS, EASTERN													
527	60	17	100	1,021	92	RELATED TO NO. 529							
528**	27	3	16	93	17	RELATED TO NO. 529							
529	28	8	43	235	47	155,455	12,000	10	-	-	-	-	-
TEXAS, SOUTHERN													
530**	13	37	38	487	458	12,272	5,616	-	-	-	-	-	-
531	82	19	47	1,519	220	158,216	2,000	-	-	-	-	-	-
532	120	229	50	27,477	1,497	278,150	2,000	12	-	-	-	-	-
533**	14	12	12	169	18	65,000	45,000	-	-	-	-	-	-
534	125	130	560	16,296	502	110,800	1,400	6	-	-	-	-	1
535	25	129	35	3,217	520	40,375	1,500	-	-	-	-	-	-
536	6	10	9	58	13	4,372	500	RELATED TO NO. 535					
537	28	3	11	71	3	49,119	1,000	-	-	-	-	-	-
538	25	48	15	1,192	76	30,840	415	5	-	-	-	-	5
539	30	20	15	602	170	34,337	-	13	-	-	-	-	2
540	60	3	NR	180	NR	1,276	50	-	-	-	-	-	-
541	60	15	53	907	299	109,942	2,000	-	-	-	-	-	-
542	60	38	128	2,288	410	145,168	4,000	-	-	-	-	-	-

<sup>4</sup>NI indicates never installed. I indicates installed but never used.

<sup>5</sup>NR indicates not reported or could not be determined.

<sup>6</sup>Motions: G=Granted, D=Denied, P=Pending.

\* This wiretap was terminated during 1997 or earlier, but was not reported at that time because it was part of an ongoing investigation.

\*\*This wiretap was terminated during 1998, but was not reported at that time because it was part of an ongoing investigation.

TABLE A-1  
UNITED STATES DISTRICT COURTS

CALENDAR YEAR 1999

REPORT BY JUDGES OF COURT-AUTHORIZED INTERCEPTS OF WIRE, ORAL, OR ELECTRONIC COMMUNICATIONS  
PURSUANT TO 18 U.S.C. 2519

A.O. Number	Authorizing Official		Offense Specified	Intercept		Date of Application	Authorized Length		
	Judge	Attorney General <sup>1</sup>		Type <sup>2</sup>	Place <sup>3</sup>		Original Order (Days)	Number of Extensions	Total Length (Days)
TEXAS, SOUTHERN (CONTINUED)									
543	GILMORE	HIPPARD	NARCOTICS	E	O12	06/11/1999	30	2	90
544	ATLAS	KEENEY	RACKETEERING	PE	ABO8	07/07/1999	30	-	30
545	HUGHES	HOROWITZ	NARCOTICS	E	O8	07/26/1999	30	1	60
546	ATLAS	WARREN	NARCOTICS	E	O8	08/02/1999	30	3	120
547	ATLAS	GALLAGHER	NARCOTICS	E	O12	08/05/1999	30	-	30
548	HUGHES	DIGREGORY	BRIBERY	M	B	09/20/1999	30	-	30
549	HOYT	HERRERA	NARCOTICS	E	O12	10/14/1999	30	-	30
550	HOYT	DIGREGORY	NARCOTICS	PE	SO8	10/19/1999	30	1	60
TEXAS, WESTERN									
551**	BRIONES	FIELDEN	NARCOTICS	E	O8	06/24/1998	30	5	180
552	PRADO	WARREN	NARCOTICS	PE	SO8	09/17/1998	30	3	120
553	BRIONES	GALENSKI	NARCOTICS	E	O12	09/18/1998	30	9	300
554**	BRIONES	KEENEY	NARCOTICS	E	O8	10/22/1998	30	1	60
555**	BIERY	RICHARD	NARCOTICS	E	O8	11/24/1998	30	-	30
556	BRIONES	DIGREGORY	NARCOTICS	E	O8	11/24/1998	30	3	120
557	BRIONES	KEENEY	NARCOTICS	E	O8	12/08/1998	30	1	60
558**	BIERY	KEENEY	NARCOTICS	E	O8	12/14/1998	30	-	30
559	BIERY	KEENEY	NARCOTICS	E	O8	12/18/1998	30	3	120
560	HUDSPETH	BLAGG	NARCOTICS	E	O12	12/30/1998	30	-	30
561	SMITH	MARSHALL	\$LAUNDERING	E	BO13	01/12/1999	30	1	60
562	BIERY	KEENEY	NARCOTICS	E	O8	01/22/1999	30	-	30
563	BRIONES	WARREN	NARCOTICS	E	O8	01/25/1999	30	1	60
564	BRIONES	WARREN	NARCOTICS	E	O8	01/25/1999	30	-	30
565	BIERY	WARREN	NARCOTICS	E	O8	01/30/1999	30	1	60
566	BRIONES	WARREN	NARCOTICS	E	O8	02/02/1999	30	4	150
567	BRIONES	WARREN	NARCOTICS	E	O8	03/30/1999	30	1	60
568	HUDSPETH	WARREN	NARCOTICS	E	O8	04/21/1999	30	-	30
569	PRADO	WARREN	NARCOTICS	PE	SO8	04/26/1999	30	1	60
570	FERGUSON	KEENEY	NARCOTICS	P	S	06/07/1999	30	1	60
571	PRADO	WARREN	NARCOTICS	P	S	06/10/1999	30	-	30

<sup>1</sup>The attorney general or designee authorized the filing of the reported applications under provisions of 18 U.S.C. 2516.

<sup>2</sup>Type: P=Phone Wire, M=Micro-Eavesdrop, E=Electronic, NR=Not Reported.

<sup>3</sup>Place: S=Single-Family Dwelling, A=Apartment, M=Multiple Dwelling, B=Business, R=Roving, O=Other.

Other: 6=Automobile/Van, 7=Briefcase, 8=Cellular/Mobile Phone, 9=Cemetery, 10=Closed Circuit TV, 11=Container, 12=Digital Display Pager, 13=Facsimile, 14=Garage/Parking Lot, 15=Hospital, 16=Hotel Room/Motel Room, 17=Jail, 18=Mobile Home/Trailer, 19=Package/Cargo, 20=Pay Phone, 21=Pen Register, 22=Prison, 23=Social Club, 24=Storage, 25=Telefax, 26=Courthouse, 27=Street, 28=Computer, 29=School.

TABLE A-1  
UNITED STATES DISTRICT COURTS

CALENDAR YEAR 1999

REPORT BY PROSECUTORS OF COURT-AUTHORIZED INTERCEPTS OF WIRE, ORAL, OR ELECTRONIC COMMUNICATIONS  
PURSUANT TO 18 U.S.C. 2519

A.O. Number	Number of Days in Oper-ation <sup>4</sup>	Average Inter-cepts per Day	Number of <sup>5</sup>			Costs		Number of					
			Persons Inter-cepted	Intercepts	Incrim-inating Intercepts	Total Cost in \$	Other Than Manpower in \$	Arrests	Trials	Motions to Suppress Intercepts <sup>6</sup>			Persons Con- victed
										G	D	P	
TEXAS, SOUTHERN (CONTINUED)													
543	90	5	1	410	410	3,042	1,000	-	-	-	-	-	-
544	30	108	38	3,241	96	63,628	2,400	-	-	-	-	-	-
545	58	57	20	3,333	278	28,004	3,500	-	-	-	-	-	-
546	110	23	155	2,486	242	170,637	1,500	-	-	-	-	-	-
547	30	5	NR	149	NR	1,642	625	-	-	-	-	-	-
548	30	89	9	2,678	3	38,293	300	-	-	-	-	-	-
549	30	-	-	13	-	610	-	-	-	-	-	-	-
550	58	62	25	3,572	370	48,368	3,000	-	-	-	-	-	-
TEXAS, WESTERN													
551**	167	9	42	1,534	204	373,164	15,000	-	-	-	-	-	-
552	120	33	335	3,968	1,007	1,073,048	73,048	28	-	-	-	-	-
553	289	5	NR	1,303	NR	12,577	-	-	-	-	-	-	-
554**	57	22	70	1,270	47	23,686	500	-	-	-	-	-	-
555**	23	58	73	1,329	243	90,751	-	-	-	-	-	-	-
556	110	3	18	317	85	18,784	850	-	-	-	-	-	-
557	55	16	33	885	58	58,098	2,500	10	-	-	-	-	-
558**	3	66	40	198	25	6,942	-	19	-	-	-	-	-
559	104	110	99	11,419	1,535	119,748	9,800	22	-	-	-	-	-
560	30	3	-	101	67	250,500	500	3	-	-	-	-	2
561	60	4	-	263	253	20,000	5,000	-	-	-	-	-	-
562	30	40	37	1,191	74	21,554	6,600	22	-	-	-	-	-
563	60	14	10	813	141	10,418	208	-	-	-	-	-	-
564	7	-	-	-	-	RELATED TO NO. 566							
565	60	50	34	2,984	126	36,607	6,700	22	-	-	-	-	-
566	145	5	8	701	121	25,247	400	-	-	-	-	-	-
567	60	21	10	1,285	95	10,547	208	-	-	-	-	-	-
568	I	-	-	-	-	714	-	-	-	-	-	-	-
569	60	19	381	1,167	148	298,924	5,488	12	-	-	-	-	1
570	60	72	57	4,342	390	222,000	15,000	18	-	-	-	-	-
571	I	-	-	-	-	5,488	5,488	-	-	-	-	-	-

<sup>4</sup>NI indicates never installed. I indicates installed but never used.

<sup>5</sup>NR indicates not reported or could not be determined.

<sup>6</sup>Motions: G=Granted, D=Denied, P=Pending.

\* This wiretap was terminated during 1997 or earlier, but was not reported at that time because it was part of an ongoing investigation.

\*\*This wiretap was terminated during 1998, but was not reported at that time because it was part of an ongoing investigation.

TABLE A-1  
UNITED STATES DISTRICT COURTS

CALENDAR YEAR 1999

REPORT BY JUDGES OF COURT-AUTHORIZED INTERCEPTS OF WIRE, ORAL, OR ELECTRONIC COMMUNICATIONS  
PURSUANT TO 18 U.S.C. 2519

A.O. Number	Authorizing Official		Offense Specified	Intercept		Date of Application	Authorized Length		
	Judge	Attorney General <sup>1</sup>		Type <sup>2</sup>	Place <sup>3</sup>		Original Order (Days)	Number of Extensions	Total Length (Days)
TEXAS, WESTERN (CONTINUED)									
572	FERGUSON	DIGREGORY	NARCOTICS	E	O8	06/28/1999	30	-	30
573	FERGUSON	WARREN	NARCOTICS	P	S	07/06/1999	30	1	60
574	SPARKS	DIGREGORY	NARCOTICS	PE	SO8	07/13/1999	30	2	90
575	PRADO	COUNTS	NARCOTICS	E	O8	07/1 9/1999	30	-	30
576	FERGUSON	WARREN	NARCOTICS	P	S	08/04/1999	30	-	30
577	BIERY	WARREN	RACKETEERING	P	S	08/16/1999	30	-	30
578	PRADO	COUNTS	NARCOTICS	PE	SO8	08/30/1999	30	-	30
579	HUDSPETH	KEENEY	NARCOTICS	E	O8	08/30/1999	30	1	60
580	HUDSPETH	BLAGG	NARCOTICS	E	O12	09/16/1999	30	1	60
581	HUDSPETH	DIGREGORY	NARCOTICS	P	S	10/05/1999	30	-	30
UTAH									
582**	CAMPBELL	DIGREGORY	NARCOTICS	E	O8	11/09/1998	30	-	30
583	CAMPBELL	KEENEY	NARCOTICS	E	O8	02/25/1999	30	-	30
584	CAMPBELL	KEENEY	NARCOTICS	E	O8,O12	04/16/1999	30	-	30
585	KIMBALL	WARREN	NARCOTICS	E	O8	08/03/1999	30	-	30
586	KIMBALL	ROBINSON	NARCOTICS	E	O8	09/17/1999	30	-	30
587	KIMBALL	ROBINSON	NARCOTICS	E	O8	09/17/1999	30	-	30
VIRGINIA, EASTERN									
588	SPENCER	WARREN	NARCOTICS	P	S	02/11/1999	30	-	30
589	FRIEDMAN	KEENEY	NARCOTICS	P	S	04/05/1999	30	1	60
590	BRYAN	SPENCER	NARCOTICS	E	O12	04/27/1999	30	-	30
591	BRYAN	FAHEY	NARCOTICS	E	O12	05/03/1999	30	-	30
592	ELLIS	SCHOTT	NARCOTICS	E	O12	05/06/1999	30	-	30
593	SPENCER	WARREN	NARCOTICS	E	O8	07/07/1999	30	-	30
594	SMITH	HOROWITZ	NARCOTICS	E	O8	09/30/1999	30	1	60
WASHINGTON, WESTERN									
595**	ROTHSTEIN	WARREN	\$LAUNDERING	P	S	11/20/1998	30	-	30
596	LASNIK	WARREN	NARCOTICS	E	O8	06/22/1999	30	-	30
597	LASNIK	KEENEY	NARCOTICS	E	O8	08/16/1999	30	-	30

<sup>1</sup>The attorney general or designee authorized the filing of the reported applications under provisions of 18 U.S.C. 2516.

<sup>2</sup>Type: P=Phone Wire, M=Micro-Eavesdrop, E=Electronic, NR=Not Reported.

<sup>3</sup>Place: S=Single-Family Dwelling, A=Apartment, M=Multiple Dwelling, B=Business, R=Roving, O=Other.

Other: 6=Automobile/Van, 7=Briefcase, 8=Cellular/Mobile Phone, 9=Cemetery, 10=Closed Circuit TV, 11=Container, 12=Digital Display Pager, 13=Facsimile, 14=Garage/Parking Lot, 15=Hospital, 16=Hotel Room/Motel Room, 17=Jail, 18=Mobile Home/Trailer, 19=Package/Cargo, 20=Pay Phone, 21=Pen Register, 22=Prison, 23=Social Club, 24=Storage, 25=Telefax, 26=Courthouse, 27=Street, 28=Computer, 29=School.

TABLE A-1  
UNITED STATES DISTRICT COURTS

CALENDAR YEAR 1999

REPORT BY PROSECUTORS OF COURT-AUTHORIZED INTERCEPTS OF WIRE, ORAL, OR ELECTRONIC COMMUNICATIONS  
PURSUANT TO 18 U.S.C. 2519

A.O. Number	Number of Days in Oper- ation <sup>4</sup>	Average Inter- cepts per Day	Number of <sup>5</sup>			Costs		Number of					
			Persons Inter- cepted	Intercepts	Incrim- inating Intercepts	Total Cost in \$	Other Than Manpower in \$	Arrests	Trials	Motions to Suppress Intercepts <sup>6</sup>			Persons Convicted
										G	D	P	
TEXAS, WESTERN (CONTINUED)													
572	30	27	10	808	128	RELATED TO NO. 570							
573	60	59	29	3,528	259	RELATED TO NO. 570							
574	88	111	55	9,724	1,260	358,001	5,000	30	-	-	-	-	-
575	29	10	44	295	88	150,640	5,488	-	-	-	-	-	-
576	30	11	3	324	5	RELATED TO NO. 570							
577	30	20	34	585	4	82,500	2,500	-	-	-	-	-	-
578	23	32	218	736	126	160,036	5,488	-	-	-	-	-	-
579	38	30	43	1,158	193	7,030	150	-	-	-	-	-	-
580	50	1	-	57	57	600,000	300,000	-	-	-	-	-	-
581	29	73	45	2,118	326	122,707	16,025	-	-	-	-	-	-
UTAH													
582**	30	32	210	960	266	30,217	1,411	3	-	-	-	-	2
583	10	7	9	70	21	6,331	1,317	RELATED TO NO. 582**					
584	29	13	50	380	159	34,450	2,658	3	-	-	-	-	2
585	30	41	96	1,218	281	24,684	2,271	-	-	-	-	-	-
586	29	29	79	829	208	21,462	2,991	-	-	-	-	-	-
587	29	38	104	1,114	338	19,605	3,174	-	-	-	-	-	-
VIRGINIA, EASTERN													
588	23	100	28	2,293	253	96,338	2,000	-	-	-	-	-	-
589	60	137	263	8,191	728	325,560	3,000	6	-	-	-	-	6
590	NI	-	-	-	-	-	-	-	-	-	-	-	-
591	27	23	NR	624	NR	383	-	-	-	-	-	-	-
592	30	12	53	365	31	1,148	-	-	-	-	-	-	-
593	23	61	34	1,410	159	153,500	9,500	14	-	-	-	-	-
594	32	40	52	1,294	219	148,920	3,000	-	-	-	-	-	-
WASHINGTON, WESTERN													
595**	23	29	33	672	403	20,868	500	10	-	-	-	-	-
596	29	22	221	632	219	9,384	2,607	-	-	-	-	-	-
597	29	56	295	1,628	95	12,011	160	-	-	-	-	-	-

<sup>4</sup>NI indicates never installed. I indicates installed but never used.

<sup>5</sup>NR indicates not reported or could not be determined.

<sup>6</sup>Motions: G=Granted, D=Denied, P=Pending.

\* This wiretap was terminated during 1997 or earlier, but was not reported at that time because it was part of an ongoing investigation.

\*\*This wiretap was terminated during 1998, but was not reported at that time because it was part of an ongoing investigation.



TABLE A-1  
UNITED STATES DISTRICT COURTS

CALENDAR YEAR 1999

REPORT BY JUDGES OF COURT-AUTHORIZED INTERCEPTS OF WIRE, ORAL, OR ELECTRONIC COMMUNICATIONS  
PURSUANT TO 18 U.S.C. 2519

A.O. Number	Authorizing Official		Offense Specified	Intercept		Date of Application	Authorized Length		
	Judge	Attorney General <sup>1</sup>		Type <sup>2</sup>	Place <sup>3</sup>		Original Order (Days)	Number of Extensions	Total Length (Days)
WEST VIRGINIA, SOUTHERN									
598**	COPENHAVER	SCHWARTZ	NARCOTICS	P	A	10/27/1998	30	-	30
599**	HADEN	SCHWARTZ	NARCOTICS	P	S	11/10/1998	30	-	30
600**	HADEN	SCHWARTZ	NARCOTICS	P	S	12/02/1998	30	-	30
WISCONSIN, EASTERN									
601*	RANDA	RICHARD	NARCOTICS	PE	SO12	02/11/1997	30	1	60

<sup>1</sup> The attorney general or designee authorized the filing of the reported applications under provisions of 18 U.S.C. 2516.

<sup>2</sup> Type: P=Phone Wire, M=Micro-Eavesdrop, E=Electronic, NR=Not Reported.

<sup>3</sup> Place: S=Single-Family Dwelling, A=Apartment, M=Multiple Dwelling, B=Business, R=Roving, O=Other.

Other: 6=Automobile/Van, 7=Briefcase, 8=Cellular/Mobile Phone, 9=Cemetery, 10=Closed Circuit TV, 11=Container, 12=Digital Display Pager, 13=Facsimile, 14=Garage/Parking Lot, 15=Hospital, 16=Hotel Room/Motel Room, 17=Jail, 18=Mobile Home/Trailer, 19=Package/Cargo, 20=Pay Phone, 21=Pen Register, 22=Prison, 23=Social Club, 24=Storage, 25=Telefax, 26=Courthouse, 27=Street, 28=Computer, 29=School.

TABLE A-1  
UNITED STATES DISTRICT COURTS

CALENDAR YEAR 1999

REPORT BY PROSECUTORS OF COURT-AUTHORIZED INTERCEPTS OF WIRE, ORAL, OR ELECTRONIC COMMUNICATIONS  
PURSUANT TO 18 U.S.C. 2519

A.O. Number	Number of Days in Oper- ation <sup>4</sup>	Average Inter- cepts per Day	Number of <sup>5</sup>			Costs		Number of					
			Persons Inter- cepted	Intercepts	Incrim- inating Intercepts	Total Cost in \$	Other Than Manpower in \$	Arrests	Trials	Motions to Suppress Intercepts <sup>6</sup>			Persons Convicted
										G	D	P	
WEST VIRGINIA, SOUTHERN													
598**	30	43	36	1,281	41	63,000	15,000	18	-	-	-	-	18
599**	23	13	15	299	10	16,000	4,000	-	-	-	-	-	-
600**	17	50	38	851	65	11,900	3,000	-	-	-	-	-	-
WISCONSIN, EASTERN													
601*	53	106	195	5,596	552	62,943	2,500	32	-	-	-	-	-

<sup>4</sup>NI indicates never installed. I indicates installed but never used.

<sup>5</sup>NR indicates not reported or could not be determined.

<sup>6</sup>Motions: G=Granted, D=Denied, P=Pending.

\* This wiretap was terminated during 1997 or earlier, but was not reported at that time because it was part of an ongoing investigation.

\*\*This wiretap was terminated during 1998, but was not reported at that time because it was part of an ongoing investigation.

SUPPLEMENTARY REPORT BY PROSECUTORS FOR INTERCEPTS TERMINATED IN CALENDAR YEAR 1991  
AS OF DECEMBER 31, 1999

U.S. District Court	A.O. Report Number in 1991 Report*	Date of Application	Additional Activity During Calendar Year 1999							
			Cost in \$	Persons Arrested	Trials Completed	Motions to Suppress Intercepts**			Persons Con- victed	Offense for Which Convicted
						G	D	P		
ILLINOIS, NORTHERN										
	73)	01/18/1991	-	-	-	-	-	-	-	
	74)	03/26/1991	-	-	1	-	-	-	14	GAMBLING

\*Report numbers followed by parentheses indicate reports linked to other wiretaps involving the same investigation.

\*\*Motions: G = Granted, D = Denied, P = Pending.

SUPPLEMENTARY REPORT BY PROSECUTORS FOR INTERCEPTS TERMINATED IN CALENDAR YEAR 1992  
AS OF DECEMBER 31, 1999

U.S. District Court	A.O. Report Number in 1992 Report*	Date of Application	Additional Activity During Calendar Year 1999							
			Cost in \$	Persons Arrested	Trials Completed	Motions to Suppress Intercepts**			Persons Con- victed	Offense for Which Convicted
						G	D	P		
NEW JERSEY										
	176	10/05/1992	-	18	-	-	-	-	22	RACKETEERING
NEW YORK, NORTHERN										
	190	12/05/1991	-	2	-	-	-	-	-	

\*Report numbers followed by parentheses indicate reports linked to other wiretaps involving the same investigation.

\*\*Motions: G = Granted, D = Denied, P = Pending.

SUPPLEMENTARY REPORT BY PROSECUTORS FOR INTERCEPTS TERMINATED IN CALENDAR YEAR 1993  
AS OF DECEMBER 31, 1999

U.S. District Court	A.O. Report Number in 1993 Report*	Date of Application	Additional Activity During Calendar Year 1999							
			Cost in \$	Persons Arrested	Trials Completed	Motions to Suppress Intercepts**			Persons Con- victed	Offense for Which Convicted
						G	D	P		
CALIFORNIA, NORTHERN										
	18	07/01/1993	-	-	-	-	1	-	1	EXTORTION

\*Report numbers followed by parentheses indicate reports linked to other wiretaps involving the same investigation.

\*\*Motions: G = Granted, D = Denied, P = Pending.

SUPPLEMENTARY REPORT BY PROSECUTORS FOR INTERCEPTS TERMINATED IN CALENDAR YEAR 1994  
AS OF DECEMBER 31, 1999

U.S. District Court	A.O. Report Number in 1994 Report*	Date of Application	Additional Activity During Calendar Year 1999								
			Cost in \$	Persons Arrested	Trials Completed	Motions to Suppress Intercepts**			Persons Con- victed	Offense for Which Convicted	
						G	D	P			
CONNECTICUT											
	94	02/11/1994	-	-	-	-	-	-	2	RACKETEERING	
	97	05/16/1994	-	-	-	-	-	-	1	RACKETEERING	
FLORIDA, SOUTHERN											
	144	07/22/1994	-	-	-	-	-	-	11	NARCOTICS	
ILLINOIS, NORTHERN											
	157	12/29/1993	-	-	-	-	-	-	1	EXTORTION	
	164	05/26/1994	-	1	-	-	-	-	-		
	172	10/11/1994	-	-	-	-	-	-	1	EXTORTION	
MASSACHUSETTS											
	220)	11/09/1993	-	-	-	-	-	-	1	GAMBLING	
	221)	12/30/1993	-	-	-	-	-	-	-		
NEVADA											
	303	07/20/1994	-	-	-	-	-	-	1	NARCOTICS	

\*Report numbers followed by parentheses indicate reports linked to other wiretaps involving the same investigation.

\*\*Motions: G = Granted, D = Denied, P = Pending.

SUPPLEMENTARY REPORT BY PROSECUTORS FOR INTERCEPTS TERMINATED IN CALENDAR YEAR 1995  
AS OF DECEMBER 31, 1999

U.S. District Court	A.O. Report Number in 1995 Report*	Date of Application	Additional Activity During Calendar Year 1999							Persons Con- victed	Offense for Which Convicted
			Cost in \$	Persons Arrested	Trials Completed	Motions to Suppress Intercepts**					
						G	D	P			
CALIFORNIA, NORTHERN											
	28	12/20/1993	-	-	-	-	-	-	3	NARCOTICS	
	38	02/01/1995	-	-	-	-	-	-	1	CONSPIRACY	
CALIFORNIA, CENTRAL											
	67	05/09/1995	-	-	-	-	-	-	2	EXTORTION	
FLORIDA, SOUTHERN											
	135)	03/08/1995	-	2	1	-	-	1	2	RACKETEERING	
	144)	07/28/1995	-	-	-	-	-	-	-		
HAWAII											
	158	12/02/1994	-	11	-	-	-	-	1	NARCOTICS	
ILLINOIS, NORTHERN											
	161)	02/28/1994	-	1	-	-	-	-	1	RACKETEERING	
	162)	03/30/1994	-	-	-	-	-	-	-		
	163)	04/29/1994	-	-	-	-	-	-	-		
MASSACHUSETTS											
	214	04/11/1995	-	-	1	-	-	-	3	RACKETEERING	
MICHIGAN, EASTERN											
	236)	06/08/1995	-	1	-	-	-	-	-		
	240)	06/30/1995	-	-	-	-	-	-	-		
	241)	08/10/1995	-	-	-	-	-	-	-		
	246)	09/25/1995	-	-	-	-	-	-	-		
	248)	10/10/1995	-	-	-	-	-	-	-		
	249)	10/24/1995	-	-	-	-	-	-	-		
NEW YORK, WESTERN											
	377)	03/31/1994	-	-	-	-	-	-	-		
	378)	05/12/1994	-	-	-	-	-	-	-		
	379)	05/12/1994	-	-	-	-	-	-	-		
	380)	09/15/1994	-	-	-	-	-	-	-		
	381)	10/27/1994	-	-	-	-	-	-	-		
	383)	12/30/1994	-	-	-	-	-	-	4	NARCOTICS	

\*Report numbers followed by parentheses indicate reports linked to other wiretaps involving the same investigation.

\*\*Motions: G = Granted, D = Denied, P = Pending.

TABLE A-2  
UNITED STATES DISTRICT COURTS

CALENDAR YEAR 1999

SUPPLEMENTARY REPORT BY PROSECUTORS FOR INTERCEPTS TERMINATED IN CALENDAR YEAR 1995  
AS OF DECEMBER 31, 1999

U.S. District Court	A.O. Report Number in 1995 Report*	Date of Application	Additional Activity During Calendar Year 1999							
			Cost in \$	Persons Arrested	Trials Completed	Motions to Suppress Intercepts**			Persons Con- victed	Offense for Which Convicted
						G	D	P		
RHODE ISLAND										
	452	02/03/1995	-	10	1	-	-	-	6	CONSPIRACY
TENNESSEE, MIDDLE										
	460)	07/26/1995	-	-	-	-	-	-	1	NARCOTICS
	461)	08/09/1995	-	-	-	-	-	-	-	
TEXAS, NORTHERN										
	467	12/19/1994	-	-	-	-	-	-	1	FRAUD

\*Report numbers followed by parentheses indicate reports linked to other wiretaps involving the same investigation.

\*\*Motions: G = Granted, D = Denied, P = Pending.



SUPPLEMENTARY REPORT BY PROSECUTORS FOR INTERCEPTS TERMINATED IN CALENDAR YEAR 1996  
AS OF DECEMBER 31, 1999

U.S. District Court	A.O. Report Number in 1996 Report*	Date of Application	Additional Activity During Calendar Year 1999							
			Cost in \$	Persons Arrested	Trials Completed	Motions to Suppress Intercepts**			Persons Con- victed	Offense for Which Convicted
						G	D	P		
CALIFORNIA, NORTHERN										
	29	12/08/1995	-	-	-	-	-	-	6	GAMBLING
CALIFORNIA, CENTRAL										
	71	03/22/1996	-	5	4	-	-	-	4	BRIBERY
COLORADO										
	128	08/14/1996	-	-	-	-	-	-	7	NARCOTICS
FLORIDA, MIDDLE										
	140	03/25/1996	-	-	-	-	-	-	1	NARCOTICS
FLORIDA, SOUTHERN										
	196	10/04/1996	-	6	-	-	-	-	6	NARCOTICS
ILLINOIS, NORTHERN										
	213	05/28/1996	-	-	1	-	-	-	21	NARCOTICS
	216)	06/12/1996	-	-	-	-	-	-	-	
	225)	11/20/1996	-	8	1	-	-	-	8	RACKETEERING
MARYLAND										
	261)	09/13/1996	-	-	-	-	-	-	-	
	262)	10/01/1996	-	2	-	-	-	-	2	NARCOTICS
MASSACHUSETTS										
	269)	09/06/1996	-	-	-	-	-	-	-	
	270)	09/13/1996	-	-	-	-	-	-	6	NARCOTICS
MICHIGAN, EASTERN										
	280	06/10/1996	-	5	-	-	-	-	-	
	282	08/23/1996	-	2	-	-	-	-	-	
MISSOURI, EASTERN										
	301)	07/01/1996	-	-	-	-	-	-	-	
	302)	07/19/1996	-	-	-	-	-	-	-	
	303)	09/27/1996	-	-	-	-	-	-	-	
	304)	11/15/1996	-	13	-	-	-	-	13	NARCOTICS

\*Report numbers followed by parentheses indicate reports linked to other wiretaps involving the same investigation.

\*\*Motions: G = Granted, D = Denied, P = Pending.

SUPPLEMENTARY REPORT BY PROSECUTORS FOR INTERCEPTS TERMINATED IN CALENDAR YEAR 1996  
AS OF DECEMBER 31, 1999

U.S. District Court	A.O. Report Number in 1996 Report*	Date of Application	Additional Activity During Calendar Year 1999							
			Cost in \$	Persons Arrested	Trials Completed	Motions to Suppress Intercepts**			Persons Con- victed	Offense for Which Convicted
						G	D	P		
NEW YORK, NORTHERN										
	427	02/16/1996	-	1	-	-	-	-	1	NARCOTICS
NEW YORK, SOUTHERN										
	395	03/26/1996	-	12	-	-	-	-	11	RACKETEERING
	407	06/10/1996	-	14	-	-	-	-	14	RACKETEERING
NEW YORK, WESTERN										
	427)	02/16/1996	-	1	-	-	-	-	1	NARCOTICS
	428	03/08/1996	-	-	-	-	-	-	7	NARCOTICS
	431	04/05/1996	-	-	-	-	-	-	2	NARCOTICS
	432)	04/29/1996	-	-	-	-	-	-	-	
	433	11/08/1996	-	21	-	-	-	-	21	NARCOTICS
OHIO, NORTHERN										
	439)	11/21/1995	-	-	-	-	-	-	-	
	442)	12/21/1995	-	-	-	-	-	-	-	
	446)	01/19/1996	-	-	-	-	-	-	-	
	448)	03/04/1996	-	-	-	-	-	-	-	
	455)	05/10/1996	-	1	-	-	-	-	13	RACKETEERING
	462)	08/06/1996	-	-	-	-	-	-	-	
TEXAS, SOUTHERN										
	519	12/13/1995	-	2	-	-	-	-	5	NARCOTICS
	524	01/19/1996	-	6	-	-	-	-	2	FRAUD

\*Report numbers followed by parentheses indicate reports linked to other wiretaps involving the same investigation.

\*\*Motions: G = Granted, D = Denied, P = Pending.

SUPPLEMENTARY REPORT BY PROSECUTORS FOR INTERCEPTS TERMINATED IN CALENDAR YEAR 1997  
AS OF DECEMBER 31, 1999

U.S. District Court	A.O. Report Number in 1997 Report*	Date of Application	Additional Activity During Calendar Year 1999							Persons Con- victed	Offense for Which Convicted
			Cost in \$	Persons Arrested	Trials Completed	Motions to Suppress Intercepts**					
						G	D	P			
ALABAMA, MIDDLE											
	3	12/23/1996	-	15	1	-	1	-	10	GAMBLING	
ARIZONA											
	8)	02/01/1996	-	-	-	-	-	-	-		
	9)	02/02/1996	-	-	-	-	-	-	-		
	11	09/30/1996	-	1	-	-	-	-	2	NARCOTICS	
	12)	10/02/1996	-	-	-	-	-	-	-		
	16)	12/16/1996	-	-	-	-	-	-	-		
	20)	03/13/1997	-	-	-	-	-	-	6	GAMBLING	
ARKANSAS, EASTERN											
	29)	06/17/1997	-	-	-	-	-	-	-		
	30)	08/06/1997	-	-	-	-	-	-	-		
	32)	09/29/1997	-	4	1	-	1	-	37	NARCOTICS	
	33)	11/12/1997	-	-	-	-	-	-	-		
	35)	11/26/1997	-	2	-	-	1	-	1	NARCOTICS	
CALIFORNIA, NORTHERN											
	39	07/11/1997	-	1	-	-	-	-	1	NARCOTICS	
CALIFORNIA, CENTRAL											
	76)	03/03/1997	-	-	-	-	-	-	-		
	91)	06/10/1997	-	-	-	-	-	-	-		
	95	06/18/1997	-	6	1	-	3	-	6	NARCOTICS	
	96)	08/14/1997	-	9	-	-	-	-	7	NARCOTICS	
	99	08/15/1997	-	2	1	-	2	-	2	NARCOTICS	
CALIFORNIA, SOUTHERN											
	121	06/04/1997	-	-	-	-	-	-	2	NARCOTICS	
COLORADO											
	126	04/08/1997	-	9	-	-	-	-	-		
	129	06/05/1997	-	1	-	-	-	-	1	RACKETEERING	

\*Report numbers followed by parentheses indicate reports linked to other wiretaps involving the same investigation.

\*\*Motions: G = Granted, D = Denied, P = Pending.

SUPPLEMENTARY REPORT BY PROSECUTORS FOR INTERCEPTS TERMINATED IN CALENDAR YEAR 1997  
AS OF DECEMBER 31, 1999

U.S. District Court	A.O. Report Number in 1997 Report*	Date of Application	Additional Activity During Calendar Year 1999							
			Cost in \$	Persons Arrested	Trials Completed	Motions to Suppress Intercepts**			Persons Con- victed	Offense for Which Convicted
						G	D	P		
CONNECTICUT										
	134)	09/24/1996	-	-	-	-	-	-	-	
	135)	11/19/1996	-	-	-	-	-	-	-	
	136)	11/22/1996	-	18	1	-	-	-	3	NARCOTICS
	137)	01/30/1997	-	-	-	-	-	-	-	
	138)	03/12/1997	-	-	-	-	-	-	1	NARCOTICS
	145	10/17/1997	-	12	-	-	-	-	1	NARCOTICS
DISTRICT OF COLUMBIA										
	149	06/13/1997	-	3	-	-	-	-	6	NARCOTICS
	150	06/13/1997	-	-	-	-	-	-	1	NARCOTICS
FLORIDA, MIDDLE										
	160	06/17/1997	-	-	1	-	-	-	9	NARCOTICS
FLORIDA, SOUTHERN										
	172	03/25/1997	-	1	-	-	-	-	1	\$LAUNDERING
	178	06/27/1997	-	6	1	-	-	-	5	RACKETEERING
	192	10/03/1997	-	1	2	-	-	-	7	NARCOTICS
ILLINOIS, NORTHERN										
	231	08/06/1997	-	-	-	-	-	-	6	NARCOTICS
KANSAS										
	242	08/11/1997	-	2	-	-	-	-	2	NARCOTICS
LOUISIANA, EASTERN										
	248	01/10/1997	-	35	4	-	-	-	30	NARCOTICS
	256	11/07/1997	-	8	-	-	-	-	-	
LOUISIANA, WESTERN										
	261	03/24/1997	-	20	1	-	-	-	18	\$LAUNDERING

\*Report numbers followed by parentheses indicate reports linked to other wiretaps involving the same investigation.

\*\*Motions: G = Granted, D = Denied, P = Pending.

SUPPLEMENTARY REPORT BY PROSECUTORS FOR INTERCEPTS TERMINATED IN CALENDAR YEAR 1997  
AS OF DECEMBER 31, 1999

U.S. District Court	A.O. Report Number in 1997 Report*	Date of Application	Additional Activity During Calendar Year 1999							
			Cost in \$	Persons Arrested	Trials Completed	Motions to Suppress Intercepts**			Persons Con- victed	Offense for Which Convicted
						G	D	P		
MARYLAND										
	266	02/26/1997	-	-	-	-	-	-	1	NARCOTICS
	267)	04/23/1997	-	-	-	-	-	-	-	
	268)	05/09/1997	-	-	-	-	-	-	-	
	269)	06/02/1997	-	-	-	-	-	-	-	
	270)	06/06/1997	-	-	-	-	-	-	-	
	271)	06/19/1997	-	-	-	-	-	-	-	
	272)	07/18/1997	-	-	-	-	-	-	-	
	273)	07/22/1997	-	-	-	-	-	-	8	GAMBLING
	275)	08/21/1997	-	5	-	-	-	-	7	NARCOTICS
	276	10/24/1997	-	-	-	-	-	-	1	NARCOTICS
MICHIGAN, EASTERN										
	283	02/14/1997	-	-	-	-	-	-	1	NARCOTICS
MICHIGAN, WESTERN										
	292	07/01/1997	-	-	2	-	-	-	3	CONSPIRACY
MISSOURI, EASTERN										
	297)	10/09/1996	-	21	-	-	-	2	17	RACKETEERING
	298)	12/06/1996	-	-	-	-	-	-	-	
	299)	01/24/1997	-	-	-	-	-	-	-	
	304)	05/08/1997	-	-	-	-	-	-	-	
NEVADA										
	310	01/18/1997	-	7	-	-	-	-	6	RACKETEERING
NEW JERSEY										
	311	08/16/1996	-	2	-	-	-	-	2	RACKETEERING
	314	04/22/1997	-	16	-	-	-	-	7	NARCOTICS
	319	09/15/1997	-	1	-	-	-	-	1	EXTORTION
NEW YORK, NORTHERN										
	335	11/07/1997	-	-	1	-	-	-	1	NARCOTICS

\*Report numbers followed by parentheses indicate reports linked to other wiretaps involving the same investigation.

\*\*Motions: G = Granted, D = Denied, P = Pending.

SUPPLEMENTARY REPORT BY PROSECUTORS FOR INTERCEPTS TERMINATED IN CALENDAR YEAR 1997  
AS OF DECEMBER 31, 1999

U.S. District Court	A.O. Report Number in 1997 Report*	Date of Application	Additional Activity During Calendar Year 1999							Persons Con- victed	Offense for Which Convicted
			Cost in \$	Persons Arrested	Trials Completed	Motions to Suppress Intercepts**					
						G	D	P			
NEW YORK, SOUTHERN											
	373)	12/16/1996	-	16	1	-	-	-	16	NARCOTICS	
	374)	12/30/1996	-	-	-	-	-	-	-		
	379	02/10/1997	-	5	-	-	-	-	5	NARCOTICS	
	386)	04/24/1997	-	-	-	-	-	-	-		
	393	05/30/1997	-	21	1	-	2	-	19	RACKETEERING	
	407)	10/24/1997	-	-	-	-	-	-	-		
NEW YORK, WESTERN											
	425)	05/23/1997	-	-	-	-	-	-	-		
	429)	07/07/1997	-	12	-	-	-	-	-		
OHIO, NORTHERN											
	436)	01/21/1997	-	-	-	-	-	-	-		
	438)	02/20/1997	-	-	-	-	-	-	-		
	443)	04/25/1997	-	18	1	-	1	-	17	NARCOTICS	
	446)	06/06/1997	-	-	-	-	-	-	-		
	447)	07/03/1997	-	20	-	-	-	-	20	NARCOTICS	
OHIO, SOUTHERN											
	452	03/19/1997	-	9	-	-	-	-	14	\$LAUNDERING	
	456	07/25/1997	-	16	-	-	-	-	13	NARCOTICS	
PUERTO RICO											
	480)	08/22/1997	-	-	-	-	-	-	-		
	481)	08/23/1997	-	-	-	-	-	-	-		
	482)	08/24/1997	-	-	-	-	-	-	-		
	483)	08/24/1997	-	5	-	-	-	-	-		
TEXAS, EASTERN											
	504	06/23/1997	-	-	-	-	-	-	20	FRAUD	
TEXAS, SOUTHERN											
	512)	03/25/1997	-	-	-	-	-	-	-		
	515)	05/02/1997	-	9	-	-	-	-	11	NARCOTICS	
	531)	10/17/1997	-	-	-	-	-	-	-		
	532)	10/17/1997	-	-	-	-	-	-	-		
	534)	11/26/1997	-	9	-	-	-	-	9	NARCOTICS	

\*Report numbers followed by parentheses indicate reports linked to other wiretaps involving the same investigation.

\*\*Motions: G = Granted, D = Denied, P = Pending.

SUPPLEMENTARY REPORT BY PROSECUTORS FOR INTERCEPTS TERMINATED IN CALENDAR YEAR 1998  
AS OF DECEMBER 31, 1999

U.S. District Court	A.O. Report Number in 1998 Report*	Date of Application	Additional Activity During Calendar Year 1999							
			Cost in \$	Persons Arrested	Trials Completed	Motions to Suppress Intercepts**			Persons Con- victed	Offense for Which Convicted
						G	D	P		
ALABAMA, NORTHERN										
	2	11/06/1998	-	3	-	-	-	-	3	NARCOTICS
ALABAMA, SOUTHERN										
	4	09/24/1998	-	-	1	-	-	-	1	CONSPIRACY
ALASKA										
	6	11/13/1998	-	10	1	-	2	-	10	NARCOTICS
ARIZONA										
	7	03/13/1998	-	1	-	-	-	-	1	NARCOTICS
	9	07/15/1998	-	1	-	-	-	-	-	
	10	08/12/1998	-	3	-	-	-	-	3	NARCOTICS
CALIFORNIA, NORTHERN										
	25	02/13/1998	-	-	-	-	-	-	2	FRAUD
	30	09/11/1998	-	13	-	-	-	-	-	
CALIFORNIA, EASTERN										
	36	10/27/1998	-	4	-	-	-	-	-	
CALIFORNIA, CENTRAL										
	63)	01/30/1998	-	-	-	-	-	-	-	
	71)	03/25/1998	-	-	-	-	-	-	-	
	75)	05/14/1998	-	-	-	-	-	-	-	
	80)	06/09/1998	-	-	-	-	-	-	-	
	85)	07/10/1998	-	-	-	-	-	-	7	MURDER
	87)	07/24/1998	-	-	-	-	-	-	-	
	91)	08/11/1998	-	-	-	-	-	-	-	
	97)	10/07/1998	-	33	-	-	-	-	-	
CALIFORNIA, SOUTHERN										
	105	06/01/1998	-	9	-	-	12	-	42	NARCOTICS
	106	07/07/1998	-	5	-	-	-	-	-	
	108	09/30/1998	-	-	-	-	-	-	2	NARCOTICS
COLORADO										
	112	05/20/1998	-	7	-	-	-	-	-	
	114	07/01/1998	-	2	-	-	-	-	-	
	115	08/06/1998	-	7	-	-	-	-	-	

\*Report numbers followed by parentheses indicate reports linked to other wiretaps involving the same investigation.

\*\*Motions: G = Granted, D = Denied, P = Pending.

SUPPLEMENTARY REPORT BY PROSECUTORS FOR INTERCEPTS TERMINATED IN CALENDAR YEAR 1998  
AS OF DECEMBER 31, 1999

U.S. District Court	A.O. Report Number in 1998 Report*	Date of Application	Additional Activity During Calendar Year 1999							
			Cost in \$	Persons Arrested	Trials Completed	Motions to Suppress Intercepts**			Persons Con- victed	Offense for Which Convicted
						G	D	P		
FLORIDA, SOUTHERN										
	144	12/10/1997	-	14	1	-	-	-	14	CONSPIRACY
	145	02/06/1998	-	10	-	1	1	-	9	NARCOTICS
	158	05/15/1998	-	5	-	-	-	-	4	NARCOTICS
	161	05/29/1998	-	9	-	-	-	-	5	NARCOTICS
	162	06/03/1998	-	3	2	-	1	-	3	OBSTRUCTION
	167	08/28/1998	-	14	1	1	1	-	14	NARCOTICS
	169	09/08/1998	-	4	1	-	-	-	1	NARCOTICS
	172	09/15/1998	-	1	1	-	-	-	8	NARCOTICS
GEORGIA, NORTHERN										
	179	01/29/1998	-	-	-	-	-	-	1	NARCOTICS
ILLINOIS, NORTHERN										
	190	04/03/1998	-	13	-	-	-	-	13	NARCOTICS
ILLINOIS, CENTRAL										
	200)	08/08/1998	-	-	-	-	-	-	-	
	201)	08/26/1998	-	7	-	-	-	-	13	NARCOTICS
IOWA, SOUTHERN										
	204	02/11/1998	-	-	-	-	-	-	2	NARCOTICS
KENTUCKY, EASTERN										
	211	06/22/1998	-	29	-	-	-	-	2	RACKETEERING
LOUISIANA, EASTERN										
	215)	03/16/1998	-	-	-	-	-	-	-	
	216	03/17/1998	-	-	1	-	-	-	1	NARCOTICS
	217	04/28/1998	-	-	-	-	-	-	11	NARCOTICS
	218	05/26/1998	-	-	-	-	-	-	8	NARCOTICS
	219	05/27/1998	-	-	1	-	-	-	18	NARCOTICS
LOUISIANA, WESTERN										
	221	01/12/1998	-	22	-	-	-	-	22	NARCOTICS
	223	03/11/1998	-	-	-	-	-	-	24	MURDER
	224	08/17/1998	-	16	-	-	-	-	15	NARCOTICS

\*Report numbers followed by parentheses indicate reports linked to other wiretaps involving the same investigation.

\*\*Motions: G = Granted, D = Denied, P = Pending.



SUPPLEMENTARY REPORT BY PROSECUTORS FOR INTERCEPTS TERMINATED IN CALENDAR YEAR 1998  
AS OF DECEMBER 31, 1999

U.S. District Court	A.O. Report Number in 1998 Report*	Date of Application	Additional Activity During Calendar Year 1999							
			Cost in \$	Persons Arrested	Trials Completed	Motions to Suppress Intercepts**			Persons Con- victed	Offense for Which Convicted
						G	D	P		
MICHIGAN, EASTERN										
	237	12/23/1997	-	-	-	-	-	-	7	\$LAUNDERING
	239	03/03/1998	-	7	-	-	-	-	1	CONSPIRACY
	244	08/03/1998	-	1	-	-	-	-	-	
	248	09/21/1998	-	1	-	-	-	-	-	
MINNESOTA										
	254	03/31/1998	-	12	2	-	11	-	12	NARCOTICS
MISSISSIPPI, SOUTHERN										
	256	07/23/1998	-	2	2	-	2	-	2	GAMBLING
MISSOURI, WESTERN										
	263	07/29/1998	-	2	-	-	-	-	2	FRAUD
	264)	10/30/1998	-	-	-	-	-	-	-	
	265)	11/20/1998	-	2	-	-	-	-	2	CONSPIRACY
NEBRASKA										
	268)	10/24/1997	-	-	-	-	-	-	2	NARCOTICS
	269)	12/05/1997	-	-	-	-	-	-	-	
NEVADA										
	271	03/03/1998	-	-	-	-	-	-	4	RACKETEERING
	275	10/08/1998	-	-	-	-	-	-	6	EXTORTION
NEW JERSEY										
	279)	11/06/1997	-	-	-	-	-	-	-	
	286)	03/17/1998	-	-	-	-	-	-	8	CONSPIRACY
NEW MEXICO										
	300)	08/24/1998	-	10	-	-	-	-	5	NARCOTICS
	301)	08/24/1998	-	-	-	-	-	-	-	

\*Report numbers followed by parentheses indicate reports linked to other wiretaps involving the same investigation.

\*\*Motions: G = Granted, D = Denied, P = Pending.

TABLE A-2  
UNITED STATES DISTRICT COURTS

CALENDAR YEAR 1999

SUPPLEMENTARY REPORT BY PROSECUTORS FOR INTERCEPTS TERMINATED IN CALENDAR YEAR 1998  
AS OF DECEMBER 31, 1999

U.S. District Court	A.O. Report Number in 1998 Report*	Date of Application	Additional Activity During Calendar Year 1999							
			Cost in \$	Persons Arrested	Trials Completed	Motions to Suppress Intercepts**			Persons Con- victed	Offense for Which Convicted
						G	D	P		
NEW YORK, NORTHERN										
	305)	12/31/1997	-	-	-	-	-	-	-	
	306)	02/24/1998	-	-	-	-	-	-	-	
	307)	05/12/1998	-	4	-	-	-	-	7	NARCOTICS
	309)	06/03/1998	-	-	-	-	-	-	-	
NEW YORK, EASTERN										
	319)	01/12/1998	-	-	-	-	-	-	-	
	320)	02/03/1998	-	-	-	-	-	-	-	
	328)	05/08/1998	-	21	1	-	-	-	18	BRIBERY
NEW YORK, SOUTHERN										
	346	12/08/1997	-	28	-	-	-	-	-	
	347)	12/09/1997	-	-	-	-	-	-	-	
	362)	04/03/1998	-	29	-	-	-	-	-	
	364)	04/10/1998	-	-	-	-	-	-	-	
	370)	05/29/1998	-	3	-	-	-	-	3	\$LAUNDERING
	373	07/16/1998	-	9	-	-	-	-	25	RACKETEERING
	375	08/07/1998	-	-	-	-	-	-	19	CONSPIRACY
NEW YORK, WESTERN										
	383)	12/30/1997	-	9	-	-	-	-	19	CONSPIRACY
	386)	02/09/1998	-	-	-	-	-	-	-	
NORTH CAROLINA, WESTERN										
	395)	02/10/1998	-	-	-	-	-	-	-	
	396)	02/20/1998	-	-	-	-	-	-	-	
	397)	02/23/1998	-	-	-	-	-	-	-	
	398)	02/25/1998	-	21	-	-	-	-	-	

\*Report numbers followed by parentheses indicate reports linked to other wiretaps involving the same investigation.

\*\*Motions: G = Granted, D = Denied, P = Pending.

SUPPLEMENTARY REPORT BY PROSECUTORS FOR INTERCEPTS TERMINATED IN CALENDAR YEAR 1998  
AS OF DECEMBER 31, 1999

U.S. District Court	A.O. Report Number in 1998 Report*	Date of Application	Additional Activity During Calendar Year 1999							
			Cost in \$	Persons Arrested	Trials Completed	Motions to Suppress Intercepts**			Persons Con- victed	Offense for Which Convicted
						G	D	P		
OHIO, NORTHERN										
	400)	03/19/1998	-	-	-	-	-	-	19	MURDER
	402)	04/16/1998	-	-	-	-	-	-	-	
	403)	04/17/1998	-	4	-	-	-	-	4	NARCOTICS
	404)	04/29/1998	-	-	-	-	-	-	-	
	405)	04/29/1998	-	-	-	-	-	-	-	
	406)	05/11/1998	-	-	-	-	-	-	-	
	407)	05/11/1998	-	-	-	-	-	-	-	
	408)	05/11/1998	-	-	-	-	-	-	-	
	409)	06/30/1998	-	-	-	-	-	-	-	
	410)	06/30/1998	-	4	-	-	-	-	41	NARCOTICS
	411)	07/24/1998	-	-	-	-	-	-	-	
	412	08/18/1998	-	26	-	-	-	-	24	NARCOTICS
	413	09/30/1998	-	20	-	-	-	-	20	NARCOTICS
OKLAHOMA, NORTHERN										
	419	09/23/1998	-	16	-	-	-	-	16	NARCOTICS
	420	10/09/1998	-	18	-	-	-	-	10	NARCOTICS
OKLAHOMA, WESTERN										
	423	04/15/1998	-	-	1	-	-	-	1	NARCOTICS
OREGON										
	424	03/20/1998	-	25	-	-	2	-	7	NARCOTICS
	425	04/02/1998	-	10	-	-	-	-	4	NARCOTICS
PENNSYLVANIA, EASTERN										
	429	12/31/1997	-	-	-	-	-	-	1	\$LAUNDERING
	431)	02/03/1998	-	-	-	-	-	-	-	
	433)	02/19/1998	-	-	-	-	-	-	-	
	435)	03/06/1998	-	-	-	-	-	-	-	
	440)	04/17/1998	-	-	-	-	-	-	-	
	443)	04/29/1998	-	-	-	-	-	-	-	
	444)	05/07/1998	-	7	-	-	-	-	7	NARCOTICS
	449)	07/17/1998	-	-	-	-	-	-	-	
	452)	08/31/1998	-	20	-	-	-	-	13	NARCOTICS

\*Report numbers followed by parentheses indicate reports linked to other wiretaps involving the same investigation.

\*\*Motions: G = Granted, D = Denied, P = Pending.

SUPPLEMENTARY REPORT BY PROSECUTORS FOR INTERCEPTS TERMINATED IN CALENDAR YEAR 1998  
AS OF DECEMBER 31, 1999

U.S. District Court	A.O. Report Number in 1998 Report*	Date of Application	Additional Activity During Calendar Year 1999								
			Cost in \$	Persons Arrested	Trials Completed	Motions to Suppress Intercepts**			Persons Con- victed	Offense for Which Convicted	
						G	D	P			
PENNSYLVANIA, MIDDLE											
	454	04/29/1998	-	5	-	-	1	-	11	NARCOTICS	
	455	10/23/1998	-	17	-	-	-	-	17	NARCOTICS	
RHODE ISLAND											
	472	05/11/1998	-	3	-	-	-	-	3	EXTORTION	
TENNESSEE, EASTERN											
	475	04/22/1998	-	-	-	-	-	-	11	NARCOTICS	
	477	05/08/1998	-	-	1	-	-	-	24	NARCOTICS	
TENNESSEE, MIDDLE											
	478)	02/06/1998	-	-	-	-	-	-	-		
	481)	03/05/1998	-	-	-	-	-	-	-		
	483)	03/30/1998	-	-	-	-	-	-	-		
	484)	04/08/1998	-	4	2	2	2	-	6	NARCOTICS	
TENNESSEE, WESTERN											
	487)	01/20/1998	-	-	-	-	-	-	-		
	488)	07/21/1998	-	-	-	-	-	-	-		
	489)	07/31/1998	-	37	-	-	-	-	30	NARCOTICS	
TEXAS, NORTHERN											
	501	01/16/1998	-	4	-	-	-	-	8	NARCOTICS	
TEXAS, SOUTHERN											
	524	05/04/1998	-	10	-	-	-	-	10	NARCOTICS	
	527	06/18/1998	-	-	-	-	-	-	6	\$LAUNDERING	
TEXAS, WESTERN											
	535	09/29/1997	-	27	-	-	-	-	27	NARCOTICS	
	543	10/13/1998	-	14	-	-	-	-	13	NARCOTICS	
UTAH											
	548)	07/28/1998	-	-	-	-	-	-	-		
	549)	10/01/1998	-	-	-	-	-	-	-		
	550)	10/07/1998	-	68	16	-	-	2	16	NARCOTICS	
VIRGINIA, EASTERN											
	552	02/13/1998	-	6	6	-	-	-	6	FIREARMS	

\*Report numbers followed by parentheses indicate reports linked to other wiretaps involving the same investigation.

\*\*Motions: G = Granted, D = Denied, P = Pending.

TABLE B-1  
STATE ARIZONA

CALENDAR YEAR 1999

REPORT BY JUDGES OF COURT-AUTHORIZED INTERCEPTS OF WIRE, ORAL, OR ELECTRONIC COMMUNICATIONS  
PURSUANT TO TITLE 18 U.S.C. 2519

A.O. Number	Authorizing Official		Offense Specified	Intercept		Date of Application and (Amendment)	Authorized Length		
	Judge	Prosecutor <sup>1</sup>		Type <sup>2</sup>	Place <sup>3</sup>		Original Order (Days)	Number of Extensions	Total Length (Days)
MARICOPA									
1	MARTIN	ROMLEY	NARCOTICS	P	S	04/12/1999	30	1	59
2	MARTIN	ROMLEY	MURDER	PM	SO17	04/19/1999	30	-	30
3	MARTIN	ROMLEY	NARCOTICS	PE	SO12	05/11/1999	30	-	30
4	MARTIN	ROMLEY	NARCOTICS	PE	SBO12	11/04/1999	30	2	90
STATE ATTORNEY GENERAL									
1	KAUFMAN	NAPOLITANO	RACKETEERING	P	S	01/29/1999	30	1	60
2	BOLTON	MYER	NARCOTICS	P	S	09/02/1999	30	1	60
3	MARTIN	NAPOLITANO	NARCOTICS	P	A	09/20/1999	30	-	30
4	MARTIN	NAPOLITANO	NARCOTICS	PE	SAO8	10/18/1999	30	-	30
1**	ESPINOZA	WOODS	RACKETEERING	PE	SO18	02/04/1998	30	4	150
2**	FLOREZ	WOODS	RACKETEERING	PE	SO8	04/16/1998	30	2	90
3**	ESPINOZA	WOODS	RACKETEERING	P	S	05/08/1998	30	1	60

<sup>1</sup> The prosecuting official authorized the filing of the application under provisions of the state's statute. (See Table 1 for this state's statutory citation.)

<sup>2</sup> Type: P=Phone Wire, M=Micro-Eavesdrop, E=Electronic, NR=Not Reported.

<sup>3</sup> Place: S=Single Family Dwelling, A=Apartment, M=Multiple Dwelling, B=Business, R=Roving, O=Other.

Other: 6=Automobile/Van, 7=Briefcase, 8=Cellular/Mobile Phone, 9=Cemetery, 10=Closed Circuit TV, 11=Container, 12=Digital Display Pager, 13=Facsimile, 14=Garage/Parking Lot, 15=Hospital, 16=Hotel Room/Motel Room, 17=Jail, 18=Mobile Home/Trailer, 19=Package/Cargo, 20=Pay Phone, 21=Pen Register, 22=Prison, 23=Social Club, 24=Storage, 25=Telefax, 26=Courthouse, 27=Street, 28=Computer, 29=School.

TABLE B-1  
STATE ARIZONA

CALENDAR YEAR 1999

REPORT BY PROSECUTORS OF COURT-AUTHORIZED INTERCEPTS OF WIRE, ORAL, OR ELECTRONIC COMMUNICATIONS  
PURSUANT TO TITLE 18 U.S.C. 2519

A.O. Number	Number Of Days in Oper- ation <sup>4</sup>	Average Inter- cepts per Day	Number of <sup>5</sup>			Costs		Number of					
			Persons Inter- cepted	Intercepts	Incrim- inating Intercepts	Total Cost in \$	Other Than Manpower in \$	Arrests	Trials	Motions to Suppress Intercepts <sup>6</sup>			Persons Convicted
										G	D	P	
MARICOPA													
1	59	44	50	2,590	860	349,140	18,000	15	-	-	-	-	3
2	16	28	55	447	74	27,035	1,235	-	-	-	-	-	-
3	5	2	3	8	1	3,004	735	3	-	-	-	-	-
4	NP	-	-	-	-	-	-	-	-	-	-	-	-
STATE ATTORNEY GENERAL													
1	41	27	171	1,122	173	20,040	2,200	13	-	-	-	-	-
2	43	69	166	2,971	227	90,000	-	-	-	-	-	-	-
3	29	49	324	1,408	68	178,484	5,798	-	-	-	-	-	-
4	22	97	161	2,140	143	119,451	5,598	10	-	-	-	-	-
1**	150	47	23	7,111	213	122,000	22,000	12	1	-	-	-	10
2**	90	83	622	7,510	1,189	513,124	10,878	19	-	-	-	-	6
3**	60	43	15	2,604	342	92,000	20,000	10	-	-	-	-	10

<sup>4</sup> NI indicates never installed. I indicates installed but never used. NP indicates no prosecutor's report.

<sup>5</sup> NR indicates not reported or could not be determined.

<sup>6</sup> Motions: G=Granted, D=Denied, P=Pending.

\* This wiretap was terminated during 1997 or earlier, but was not reported at that time because it was part of an ongoing investigation.

\*\*This wiretap was terminated during 1998, but was not reported at that time because it was part of an ongoing investigation.

TABLE B-1  
STATE CALIFORNIA

CALENDAR YEAR 1999

REPORT BY JUDGES OF COURT-AUTHORIZED INTERCEPTS OF WIRE, ORAL, OR ELECTRONIC COMMUNICATIONS  
PURSUANT TO TITLE 18 U.S.C. 2519

A.O. Number	Authorizing Official		Offense Specified	Intercept		Date of Application and (Amendment)	Authorized Length		
	Judge	Prosecutor <sup>1</sup>		Type <sup>2</sup>	Place <sup>3</sup>		Original Order (Days)	Number of Extensions	Total Length (Days)
LOS ANGELES									
1	FIDLER	GARCETTI	NARCOTICS	E	O8,O12	08/27/1998	30	4	150
2	FIDLER	GARCETTI	NARCOTICS	P	S	11/18/1998	30	2	90
3	RAPPE	GARCETTI	NARCOTICS	E	O8	12/28/1998	30	-	30
4	FIDLER	GARCETTI	MURDER	P	SB	02/16/1999	30	-	30
5	FIDLER	GARCETTI	NARCOTICS	PE	SBO12,O13	02/19/1999	30	-	30
6	FIDLER	GARCETTI	NARCOTICS	P	S	03/15/1999	30	-	30
7	FIDLER	GARCETTI	NARCOTICS	PE	SO8	03/30/1999	30	1	60
8	FIDLER	GARCETTI	NARCOTICS	P	S	03/30/1999	30	-	30
9	FIDLER	GARCETTI	NARCOTICS	PE	AO8	04/01/1999	30	1	60
10	FIDLER	GARCETTI	NARCOTICS	E	O8	04/01/1999	30	1	60
11	FIDLER	GARCETTI	NARCOTICS	P	S	04/02/1999	30	1	60
12	FIDLER	GARCETTI	NARCOTICS	P	S	04/07/1999	30	-	30
13	FIDLER	GARCETTI	NARCOTICS	E	RO8	04/09/1999	30	-	30
14	FIDLER	GARCETTI	NARCOTICS	P	S	04/15/1999	30	-	30
15	FIDLER	GARCETTI	NARCOTICS	E	O8,O12	04/20/1999	30	2	90
16	FIDLER	GARCETTI	NARCOTICS	E	O8	04/27/1999	30	1	60
17	FIDLER	GARCETTI	NARCOTICS	E	O8	05/11/1999	30	-	30
18	RAPPE	GARCETTI	NARCOTICS	E	O8	05/17/1999	30	-	30
19	RAPPE	GARCETTI	MURDER	P	SO17,O20	05/18/1999	30	-	30
20	PERRY	GARCETTI	NARCOTICS	E	O8	05/19/1999	30	-	30
21	FIDLER	GARCETTI	NARCOTICS	P	S	05/21/1999	30	-	30
22	FIDLER	GARCETTI	NARCOTICS	E	O8	05/25/1999	30	-	30
23	RAPPE	GARCETTI	MURDER	P	SA	05/25/1999	30	-	30
24	FIDLER	GARCETTI	NARCOTICS	E	O8,O12	05/26/1999	30	1	60
25	RAPPE	GARCETTI	NARCOTICS	E	O8,O12	05/28/1999	30	1	60

<sup>1</sup> The prosecuting official authorized the filing of the application under provisions of the state's statute. (See Table 1 for this state's statutory citation.)

<sup>2</sup> Type: P=Phone Wire, M=Micro-Eavesdrop, E=Electronic, NR=Not Reported.

<sup>3</sup> Place: S=Single Family Dwelling, A=Apartment, M=Multiple Dwelling, B=Business, R=Roving, O=Other.

Other: 6=Automobile/Van, 7=Briefcase, 8=Cellular/Mobile Phone, 9=Cemetery, 10=Closed Circuit TV, 11=Container, 12=Digital Display Pager, 13=Facsimile, 14=Garage/Parking Lot, 15=Hospital, 16=Hotel Room/Motel Room, 17=Jail, 18=Mobile Home/Trailer, 19=Package/Cargo, 20=Pay Phone, 21=Pen Register, 22=Prison, 23=Social Club, 24=Storage, 25=Telefax, 26=Courthouse, 27=Street, 28=Computer, 29=School.

TABLE B-1  
STATE CALIFORNIA

CALENDAR YEAR 1999

REPORT BY PROSECUTORS OF COURT-AUTHORIZED INTERCEPTS OF WIRE, ORAL, OR ELECTRONIC COMMUNICATIONS  
PURSUANT TO TITLE 18 U.S.C. 2519

A.O. Number	Number Of Days in Oper- ation <sup>4</sup>	Average Inter- cepts per Day	Number of <sup>5</sup>			Costs		Number of					
			Persons Inter- cepted	Intercepts	Incrim- inating Intercepts	Total Cost in \$	Other Than Manpower in \$	Arrests	Trials	Motions to Suppress Intercepts <sup>6</sup>			Persons Con- victed
										G	D	P	
LOS ANGELES													
1	142	24	20	3,385	3,250	72,000	2,000	-	-	-	-	-	-
2	59	22	66	1,281	192	52,000	4,000	11	-	-	-	-	10
3	30	14	426	426	90	54,500	4,500	-	-	-	-	-	-
4	25	68	50	1,702	35	37,603	750	2	-	-	-	-	-
5	30	54	73	1,627	119	42,256	12,500	10	-	-	-	-	-
6	30	28	11	840	65	46,000	4,000	-	-	-	-	-	-
7	60	28	35	1,668	313	177,000	77,000	1	-	-	-	-	-
8	30	44	345	1,329	46	16,072	630	-	-	-	-	-	-
9	57	51	16	2,933	412	65,524	-	6	-	-	-	-	-
10	58	3	45	169	54	2,000	1,500	20	-	-	-	-	-
11	51	7	22	361	45	169,967	2,000	-	-	-	-	-	-
12	30	36	1,081	1,081	22	74,000	4,000	-	-	-	-	-	-
13	25	61	108	1,522	336	24,000	1,000	-	-	-	-	-	-
14	30	24	16	720	206	50,000	5,000	-	-	-	-	-	-
15	90	5	18	450	199	167,000	67,000	1	-	-	-	-	-
16	60	16	103	969	98	40,870	15,000	20	-	-	-	-	-
17	14	22	8	309	286	18,336	4,000	4	-	-	-	1	-
18	19	3	5	57	19	30,000	15,000	-	-	-	-	-	-
19	10	191	100	1,908	75	63,257	3,257	4	-	-	-	-	-
20	30	15	158	442	64	26,800	3,500	-	-	-	-	-	-
21	22	33	726	726	12	60,000	5,000	7	-	-	-	-	-
22	27	28	NR	748	207	52,000	7,000	2	-	-	-	-	1
23	9	128	57	1,150	55	5,715	2,650	-	-	-	-	-	-
24	60	4	57	247	60	15,500	15,000	20	-	-	-	-	-
25	38	8	6	292	78	48,250	23,250	1	-	-	-	-	-

<sup>4</sup> NI indicates never installed. I indicates installed but never used. NP indicates no prosecutor's report.

<sup>5</sup> NR indicates not reported or could not be determined.

<sup>6</sup> Motions: G=Granted, D=Denied, P=Pending.

\* This wiretap was terminated during 1997 or earlier, but was not reported at that time because it was part of an ongoing investigation.

\*\*This wiretap was terminated during 1998, but was not reported at that time because it was part of an ongoing investigation.



TABLE B-1  
STATE CALIFORNIA

CALENDAR YEAR 1999

REPORT BY JUDGES OF COURT-AUTHORIZED INTERCEPTS OF WIRE, ORAL, OR ELECTRONIC COMMUNICATIONS  
PURSUANT TO TITLE 18 U.S.C. 2519

A.O. Number	Authorizing Official		Offense Specified	Intercept		Date of Application and (Amendment)	Authorized Length		
	Judge	Prosecutor <sup>1</sup>		Type <sup>2</sup>	Place <sup>3</sup>		Original Order (Days)	Number of Extensions	Total Length (Days)
LOS ANGELES (CONTINUED)									
26	FIDLER	GARCETTI	NARCOTICS	E	O8	06/04/1999	30	-	30
27	RAPPE	GARCETTI	NARCOTICS	E	O8	06/15/1999	30	-	30
28	RAPPE	GARCETTI	NARCOTICS	E	O8,O12	06/21/1999	30	2	90
29	FIDLER	GARCETTI	NARCOTICS	E	O8	06/25/1999	30	-	30
30	RAPPE	GARCETTI	NARCOTICS	E	O8	06/25/1999	30	-	30
31	FIDLER	GARCETTI	NARCOTICS	P	S	07/01/1999	30	-	30
32	FIDLER	GARCETTI	NARCOTICS	E	O8	07/02/1999	30	-	30
33	FIDLER	GARCETTI	NARCOTICS	E	O8	07/02/1999	30	-	30
34	FIDLER	GARCETTI	NARCOTICS	E	O8	07/14/1999	30	-	30
35	FIDLER	GARCETTI	NARCOTICS	E	O8	07/15/1999	30	-	30
36	FIDLER	GARCETTI	NARCOTICS	E	O8	07/19/1999	30	-	30
37	FIDLER	GARCETTI	NARCOTICS	E	O8	07/20/1999	30	-	30
38	FIDLER	GARCETTI	MURDER	P	S	07/28/1999	30	-	30
39	FIDLER	GARCETTI	NARCOTICS	E	O8	08/02/1999	30	-	30
40	FIDLER	GARCETTI	NARCOTICS	P	S	08/02/1999	30	-	30
41	FIDLER	GARCETTI	NARCOTICS	E	O8	08/03/1999	30	-	30
42	FIDLER	GARCETTI	NARCOTICS	E	O8	08/04/1999	30	-	30
43	FIDLER	GARCETTI	NARCOTICS	E	O8	08/06/1999	30	-	30
44	FIDLER	GARCETTI	NARCOTICS	E	O8	08/06/1999	30	-	30
45	FIDLER	GARCETTI	NARCOTICS	E	O8	08/12/1999	30	-	30
46	FIDLER	GARCETTI	NARCOTICS	E	O8	08/23/1999	30	-	30
47	FIDLER	GARCETTI	NARCOTICS	E	O8	08/23/1999	30	-	30
48	FIDLER	GARCETTI	NARCOTICS	E	O8	09/01/1999	30	-	30
49	FIDLER	GARCETTI	MURDER	PE	AO28	09/02/1999	30	-	30
50	FIDLER	GARCETTI	NARCOTICS	E	O8	09/13/1999	30	-	30

<sup>1</sup> The prosecuting official authorized the filing of the application under provisions of the state's statute. (See Table 1 for this state's statutory citation.)

<sup>2</sup> Type: P=Phone Wire, M=Micro-Eavesdrop, E=Electronic, NR=Not Reported.

<sup>3</sup> Place: S=Single Family Dwelling, A=Apartment, M=Multiple Dwelling, B=Business, R=Roving, O=Other.

Other: 6=Automobile/Van, 7=Briefcase, 8=Cellular/Mobile Phone, 9=Cemetery, 10=Closed Circuit TV, 11=Container, 12=Digital Display Pager, 13=Facsimile, 14=Garage/Parking Lot, 15=Hospital, 16=Hotel Room/Motel Room, 17=Jail, 18=Mobile Home/Trailer, 19=Package/Cargo, 20=Pay Phone, 21=Pen Register, 22=Prison, 23=Social Club, 24=Storage, 25=Telefax, 26=Courthouse, 27=Street, 28=Computer, 29=School.

TABLE B-1  
STATE CALIFORNIA

CALENDAR YEAR 1999

REPORT BY PROSECUTORS OF COURT-AUTHORIZED INTERCEPTS OF WIRE, ORAL, OR ELECTRONIC COMMUNICATIONS  
PURSUANT TO TITLE 18 U.S.C. 2519

A.O. Number	Number Of Days in Oper- ation <sup>4</sup>	Average Inter- cepts per Day	Number of <sup>5</sup>			Costs		Number of					
			Persons Inter- cepted	Intercepts	Incrim- inating Intercepts	Total Cost in \$	Other Than Manpower in \$	Arrests	Trials	Motions to Suppress Intercepts <sup>6</sup>			Persons Con- victed
										G	D	P	
LOS ANGELES (CONTINUED)													
26	28	14	38	405	95	9,500	7,500	20	-	-	-	-	-
27	30	14	71	421	68	RELATED TO NO. 2							
28	90	6	24	545	157	200,000	100,000	10	-	-	-	-	-
29	14	155	-	2,175	-	25,000	3,500	-	-	-	-	-	-
30	30	16	52	486	38	18,392	7,500	20	-	-	-	-	-
31	30	78	621	2,342	15	43,100	9,500	-	-	-	-	-	-
32	19	-	NR	NR	NR	RELATED TO NO. 33							
33	30	50	100	1,504	112	38,000	3,500	-	-	-	-	-	-
34	NI	-	-	-	-	-	-	-	-	-	-	-	-
35	10	-	-	-	-	36,684	3,500	-	-	-	-	-	-
36	30	54	601	1,614	150	16,380	1,500	-	-	-	-	-	-
37	30	39	10	1,179	1,028	32,720	2,000	-	-	-	-	-	-
38	8	28	74	222	NR	9,440	332	1	-	-	-	-	-
39	30	16	40	480	3	20,500	3,500	-	-	-	-	-	-
40	28	40	63	1,114	39	42,600	600	-	-	-	-	-	-
41	20	-	20	2	-	26,500	3,500	-	-	-	-	-	-
42	30	12	36	363	31	32,600	3,000	-	-	-	-	-	-
43	28	4	34	119	13	20,500	3,500	-	-	-	-	-	-
44	26	11	13	290	154	37,500	17,500	8	-	-	-	-	-
45	30	-	-	-	-	35,244	3,500	-	-	-	-	-	-
46	28	7	16	205	62	62,000	32,000	3	-	-	-	-	-
47	30	6	10	182	14	14,900	500	-	-	-	-	-	-
48	25	5	25	115	26	39,000	3,500	-	-	-	-	-	-
49	12	113	35	1,357	74	45,440	4,800	-	-	-	-	-	-
50	25	3	7	75	37	37,000	17,000	2	-	-	-	-	-

<sup>4</sup> NI indicates never installed. I indicates installed but never used. NP indicates no prosecutor's report.

<sup>5</sup> NR indicates not reported or could not be determined.

<sup>6</sup> Motions: G=Granted, D=Denied, P=Pending.

\* This wiretap was terminated during 1997 or earlier, but was not reported at that time because it was part of an ongoing investigation.

\*\*This wiretap was terminated during 1998, but was not reported at that time because it was part of an ongoing investigation.

TABLE B-1  
STATE CALIFORNIA

CALENDAR YEAR 1999

REPORT BY JUDGES OF COURT-AUTHORIZED INTERCEPTS OF WIRE, ORAL, OR ELECTRONIC COMMUNICATIONS  
PURSUANT TO TITLE 18 U.S.C. 2519

A.O. Number	Authorizing Official		Offense Specified	Intercept		Date of Application and (Amendment)	Authorized Length		
	Judge	Prosecutor <sup>1</sup>		Type <sup>2</sup>	Place <sup>3</sup>		Original Order (Days)	Number of Extensions	Total Length (Days)
LOS ANGELES (CONTINUED)									
51	FIDLER	GARCETTI	MURDER	PE	SBRO8,O20	09/28/1999	30	-	30
52	FIDLER	GARCETTI	NARCOTICS	PE	SO8	09/30/1999	30	1	60
53	FIDLER	GARCETTI	NARCOTICS	E	O8	09/30/1999	30	-	30
54	FIDLER	GARCETTI	MURDER	E	O12	10/01/1999	30	-	30
55	FIDLER	GARCETTI	NARCOTICS	P	S	10/08/1999	30	-	30
56	FIDLER	GARCETTI	NARCOTICS	PE	SO8	10/22/1999	30	1	60
57	FIDLER	GARCETTI	NARCOTICS	E	O8	10/26/1999	30	-	30
58	FIDLER	GARCETTI	NARCOTICS	E	O8	11/22/1999	30	-	30
59	FIDLER	GARCETTI	NARCOTICS	E	O8	11/22/1999	30	-	30
60	FIDLER	GARCETTI	NARCOTICS	E	O8	11/22/1999	30	-	30
61	FIDLER	GARCETTI	NARCOTICS	E	O8	11/23/1999	30	-	30
62	FIDLER	GARCETTI	NARCOTICS	E	O8	11/23/1999	30	-	30
MONTEREY									
1	PHILLIPS	FLIPPO	MURDER	P	O17	03/24/1999	7	-	7
ORANGE									
1	TOOHEY	RACKAUCKAS	MURDER	P	S	06/23/1999	30	-	30
SAN BERNARDINO									
1	WELCH	STOUT	NARCOTICS	E	O8	04/27/1999	30	1	60
2	WELCH	STOUT	NARCOTICS	E	O8	06/01/1999	30	1	60
3	WELCH	STOUT	NARCOTICS	E	O8	07/19/1999	30	1	60
4**	PERRY	STOUT	NARCOTICS	P	S	12/12/1997	30	2	90
5**	PERRY	STOUT	NARCOTICS	E	O12	12/12/1997	30	-	30
6**	MCCARVILLE	STOUT	NARCOTICS	E	O8,O12	12/12/1997	30	-	30
7**	PERRY	STOUT	NARCOTICS	E	O8	01/05/1998	30	-	30
8**	PERRY	STOUT	NARCOTICS	E	O8	01/08/1998	30	3	120

<sup>1</sup> The prosecuting official authorized the filing of the application under provisions of the state's statute. (See Table 1 for this state's statutory citation.)

<sup>2</sup> Type: P=Phone Wire, M=Micro-Eavesdrop, E=Electronic, NR=Not Reported.

<sup>3</sup> Place: S=Single Family Dwelling, A=Apartment, M=Multiple Dwelling, B=Business, R=Roving, O=Other.

Other: 6=Automobile/Van, 7=Briefcase, 8=Cellular/Mobile Phone, 9=Cemetery, 10=Closed Circuit TV, 11=Container, 12=Digital Display Pager, 13=Facsimile, 14=Garage/Parking Lot, 15=Hospital, 16=Hotel Room/Motel Room, 17=Jail, 18=Mobile Home/Trailer, 19=Package/Cargo, 20=Pay Phone, 21=Pen Register, 22=Prison, 23=Social Club, 24=Storage, 25=Telefax, 26=Courthouse, 27=Street, 28=Computer, 29=School.

TABLE B-1  
STATE CALIFORNIA

CALENDAR YEAR 1999

REPORT BY PROSECUTORS OF COURT-AUTHORIZED INTERCEPTS OF WIRE, ORAL, OR ELECTRONIC COMMUNICATIONS  
PURSUANT TO TITLE 18 U.S.C. 2519

A.O. Number	Number Of Days in Oper- ation <sup>4</sup>	Average Inter- cepts per Day	Number of <sup>5</sup>			Costs		Number of					
			Persons Inter- cepted	Intercepts	Incrim- inating Intercepts	Total Cost in \$	Other Than Manpower in \$	Arrests	Trials	Motions to Suppress Intercepts <sup>6</sup>			Persons Con- victed
										G	D	P	
LOS ANGELES (CONTINUED)													
51	6	87	55	522	58	17,000	2,000	-	-	-	-	-	-
52	60	34	30	2,052	42	38,800	10,000	6	-	-	-	-	-
53	9	11	8	101	52	19,000	9,000	4	-	-	-	-	-
54	3	1	NR	3	NR	RELATED TO NO. 51							
55	30	43	228	1,293	92	54,000	7,000	-	-	-	-	-	-
56	60	63	469	3,777	260	34,220	3,500	-	-	-	-	-	-
57	I	-	-	-	-	590	500	-	-	-	-	-	-
58	30	6	9	192	24	27,920	2,000	-	-	-	-	-	-
59	30	15	30	452	91	38,500	3,500	-	-	-	-	-	-
60	30	28	98	842	66	18,860	3,500	-	-	-	-	-	-
61	NI	-	-	-	-	-	-	-	-	-	-	-	-
62	I	-	-	-	-	530	500	-	-	-	-	-	-
MONTEREY													
1	7	2	10	11	6	1,480	550	1	1	-	1	-	1
ORANGE													
1	NP	-	-	-	-	-	-	-	-	-	-	-	-
SAN BERNARDINO													
1	46	24	30	1,125	239	41,744	2,000	-	-	-	-	1	-
2	49	38	30	1,858	312	42,638	2,000	-	-	-	-	1	-
3	58	65	30	3,789	527	52,112	2,000	13	-	-	-	1	-
4**	90	55	9,917	4,947	137	RELATED TO NO. 21**							
5**	26	-	-	9	-	RELATED TO NO. 8**							
6**	26	-	-	9	-	RELATED TO NO. 8**							
7**	23	3	139	67	10	RELATED TO NO. 21**							
8**	108	2	523	254	38	623,110	100,429	-	-	-	-	-	-

<sup>4</sup> NI indicates never installed. I indicates installed but never used. NP indicates no prosecutor's report.

<sup>5</sup> NR indicates not reported or could not be determined.

<sup>6</sup> Motions: G=Granted, D=Denied, P=Pending.

\* This wiretap was terminated during 1997 or earlier, but was not reported at that time because it was part of an ongoing investigation.

\*\*This wiretap was terminated during 1998, but was not reported at that time because it was part of an ongoing investigation.

TABLE B-1  
STATE CALIFORNIA

CALENDAR YEAR 1999

REPORT BY JUDGES OF COURT-AUTHORIZED INTERCEPTS OF WIRE, ORAL, OR ELECTRONIC COMMUNICATIONS  
PURSUANT TO TITLE 18 U.S.C. 2519

A.O. Number	Authorizing Official		Offense Specified	Intercept		Date of Application and (Amendment)	Authorized Length		
	Judge	Prosecutor <sup>1</sup>		Type <sup>2</sup>	Place <sup>3</sup>		Original Order (Days)	Number of Extensions	Total Length (Days)
SAN BERNARDINO (CONTINUED)									
9**	PERRY	STOUT	NARCOTICS	P	A	01/08/1998	30	-	30
10**	PERRY	STOUT	NARCOTICS	E	O8	01/08/1998	30	3	120
11**	TAYLOR	STOUT	NARCOTICS	E	O8	01/08/1998	30	3	120
12**	TAYLOR	STOUT	NARCOTICS	P	S	01/08/1998	30	3	120
13**	TAYLOR	STOUT	NARCOTICS	E	O8	01/12/1998	30	-	30
14**	MCCARVILLE	STOUT	NARCOTICS	E	O8	01/13/1998	30	-	30
15**	TAYLOR	STOUT	NARCOTICS	E	O8	02/04/1998	30	2	90
16**	PERRY	STOUT	NARCOTICS	E	O8	02/05/1998	30	2	90
17**	PERRY	STOUT	NARCOTICS	E	O8	02/05/1998	30	-	30
18**	PERRY	STOUT	NARCOTICS	PE	AO8	02/18/1998	30	-	30
19**	PERRY	STOUT	NARCOTICS	E	O8	03/06/1998	30	1	60
20**	TAYLOR	STOUT	NARCOTICS	E	O8	03/06/1998	30	1	60
21**	PERRY	STOUT	NARCOTICS	E	O8	04/20/1998	30	-	30
22**	TAYLOR	STOUT	NARCOTICS	PE	SO8	04/29/1998	30	5	180
23**	TAYLOR	STOUT	NARCOTICS	E	O8,O12	04/29/1998	30	3	120
24**	TAYLOR	STOUT	NARCOTICS	E	O8,O12	05/13/1998	30	5	180
25**	PERRY	STOUT	NARCOTICS	E	O8	05/15/1998	30	-	30
26**	TAYLOR	STOUT	NARCOTICS	PE	SO8	05/21/1998	30	5	180
27**	MCCARVILLE	HIDALGO	NARCOTICS	P	S	06/02/1998	30	-	30
28**	MCCARVILLE	HIDALGO	NARCOTICS	E	O8	06/23/1998	30	-	30
29**	MCCARVILLE	HIDALGO	NARCOTICS	P	S	06/23/1998	30	-	30
30**	PERRY	STOUT	NARCOTICS	E	O8	07/24/1998	30	-	30
31**	THIERBACH	STOUT	NARCOTICS	E	O8	10/22/1998	30	-	30

**SAN LUIS OBISPO**

1	PICQUET	SHEA	MURDER	P	S	03/08/1999	14	-	14
---	---------	------	--------	---	---	------------	----	---	----

<sup>1</sup> The prosecuting official authorized the filing of the application under provisions of the state's statute. (See Table 1 for this state's statutory citation.)

<sup>2</sup> Type: P=Phone Wire, M=Micro-Eavesdrop, E=Electronic, NR=Not Reported.

<sup>3</sup> Place: S=Single Family Dwelling, A=Apartment, M=Multiple Dwelling, B=Business, R=Roving, O=Other.

Other: 6=Automobile/Van, 7=Briefcase, 8=Cellular/Mobile Phone, 9=Cemetery, 10=Closed Circuit TV, 11=Container, 12=Digital Display Pager, 13=Facsimile, 14=Garage/Parking Lot, 15=Hospital, 16=Hotel Room/Motel Room, 17=Jail, 18=Mobile Home/Trailer, 19=Package/Cargo, 20=Pay Phone, 21=Pen Register, 22=Prison, 23=Social Club, 24=Storage, 25=Telefax, 26=Courthouse, 27=Street, 28=Computer, 29=School.

TABLE B-1  
STATE CALIFORNIA

CALENDAR YEAR 1999

REPORT BY PROSECUTORS OF COURT-AUTHORIZED INTERCEPTS OF WIRE, ORAL, OR ELECTRONIC COMMUNICATIONS  
PURSUANT TO TITLE 18 U.S.C. 2519

A.O. Number	Number Of Days in Oper- ation <sup>4</sup>	Average Inter- cepts per Day	Number of <sup>5</sup>			Costs		Number of					
			Persons Inter- cepted	Intercepts	Incrim- inating Intercepts	Total Cost in \$	Other Than Manpower in \$	Arrests	Trials	Motions to Suppress Intercepts <sup>6</sup>			Persons Con- victed
										G	D	P	

SAN BERNARDINO (CONTINUED)

9**	8	22	362	178	9	RELATED TO NO. 8**							
10**	88	35	6,202	3,089	65	RELATED TO NO. 8**							
11**	88	35	6,202	3,089	65	RELATED TO NO. 8**							
12**	88	35	6,202	3,089	65	RELATED TO NO. 8**							
13**	17	20	698	345	35	RELATED TO NO. 8**							
14**	17	20	698	345	35	RELATED TO NO. 8**							
15**	76	6	904	449	81	RELATED TO NO. 8**							
16**	76	6	904	449	81	RELATED TO NO. 8**							
17**	30	23	815	676	7	RELATED TO NO. 8**							
18**	I	-	-	-	-	RELATED TO NO. 21**							
19**	50	-	18	14	-	RELATED TO NO. 8**							
20**	50	-	18	14	-	RELATED TO NO. 8**							
21**	19	3	87	60	12	16,700	13,000	-	-	-	-	-	-
22**	170	10	1,463	1,627	186	RELATED TO NO. 8**							
23**	76	3	-	238	43	RELATED TO NO. 8**							
24**	180	3	-	583	140	RELATED TO NO. 8**							
25**	27	11	545	300	68	RELATED TO NO. 8**							
26**	141	60	9,373	8,447	178	RELATED TO NO. 8**							
27**	30	91	30	2,732	275	27,840	960	-	-	-	-	-	-
28**	I	-	-	-	-	RELATED TO NO. 29**							
29**	30	65	20	1,956	316	28,000	1,120	-	-	-	-	-	-
30**	21	45	1,461	949	155	RELATED TO NO. 8**							
31**	24	11	197	273	10	RELATED TO NO. 8**							

SAN LUIS OBISPO

1	14	5	10	73	-	50,624	2,503	-	-	-	-	-	-
---	----	---	----	----	---	--------	-------	---	---	---	---	---	---

<sup>4</sup> NI indicates never installed. I indicates installed but never used. NP indicates no prosecutor's report.

<sup>5</sup> NR indicates not reported or could not be determined.

<sup>6</sup> Motions: G=Granted, D=Denied, P=Pending.

\* This wiretap was terminated during 1997 or earlier, but was not reported at that time because it was part of an ongoing investigation.

\*\*This wiretap was terminated during 1998, but was not reported at that time because it was part of an ongoing investigation.

TABLE B-1  
STATE CALIFORNIA

CALENDAR YEAR 1999

REPORT BY JUDGES OF COURT-AUTHORIZED INTERCEPTS OF WIRE, ORAL, OR ELECTRONIC COMMUNICATIONS  
PURSUANT TO TITLE 18 U.S.C. 2519

A.O. Number	Authorizing Official		Offense Specified	Intercept		Date of Application and (Amendment)	Authorized Length		
	Judge	Prosecutor <sup>1</sup>		Type <sup>2</sup>	Place <sup>3</sup>		Original Order (Days)	Number of Extensions	Total Length (Days)
SANTA CRUZ									
1	MORSE	RUIZ	MURDER	P	S	10/28/1999	7	-	7
2	MORSE	RUIZ	MURDER	P	S	10/29/1999	7	-	7
SONOMA									
1	HARDCASTLE	MULLINS	MURDER	P	S	06/04/1999	30	-	30
VENTURA									
1	CLARK	BRADBURY	NARCOTICS	PE	O12,O18	08/12/1999	12	-	12
2	CLARK	BRADBURY	NARCOTICS	P	O18	08/25/1999	30	1	50
3	CLARK	BRADBURY	NARCOTICS	P	R	09/03/1999	30	-	30
4	RILEY	BRADBURY	MURDER	P	SA	09/07/1999	30	-	30
5	HINTZ	BRADBURY	NARCOTICS	E	RO12	09/24/1999	26	-	26

<sup>1</sup> The prosecuting official authorized the filing of the application under provisions of the state's statute. (See Table 1 for this state's statutory citation.)

<sup>2</sup> Type: P=Phone Wire, M=Micro-Eavesdrop, E=Electronic, NR=Not Reported.

<sup>3</sup> Place: S=Single Family Dwelling, A=Apartment, M=Multiple Dwelling, B=Business, R=Roving, O=Other.

Other: 6=Automobile/Van, 7=Briefcase, 8=Cellular/Mobile Phone, 9=Cemetery, 10=Closed Circuit TV, 11=Container, 12=Digital Display Pager, 13=Facsimile, 14=Garage/Parking Lot, 15=Hospital, 16=Hotel Room/Motel Room, 17=Jail, 18=Mobile Home/Trailer, 19=Package/Cargo, 20=Pay Phone, 21=Pen Register, 22=Prison, 23=Social Club, 24=Storage, 25=Telefax, 26=Courthouse, 27=Street, 28=Computer, 29=School.

TABLE B-1  
STATE CALIFORNIA

CALENDAR YEAR 1999

REPORT BY PROSECUTORS OF COURT-AUTHORIZED INTERCEPTS OF WIRE, ORAL, OR ELECTRONIC COMMUNICATIONS  
PURSUANT TO TITLE 18 U.S.C. 2519

A.O. Number	Number Of Days in Oper- ation <sup>4</sup>	Average Inter- cepts per Day	Number of <sup>5</sup>			Costs		Number of					
			Persons Inter- cepted	Intercepts	Incrim- inating Intercepts	Total Cost in \$	Other Than Manpower in \$	Arrests	Trials	Motions to Suppress Intercepts <sup>6</sup>			Persons Con- victed
										G	D	P	
SANTA CRUZ													
1	2	70	280	140	3	1,752	127	-	-	-	-	-	-
2	7	22	308	154	22	11,728	353	-	-	-	-	-	-
SONOMA													
1	7	20	2	141	-	4,211	500	-	-	-	-	-	-
VENTURA													
1	10	24	38	238	31	16,912	10,912	2	-	-	-	-	1
2	46	29	111	1,335	101	15,500	15,500	5	-	-	-	-	2
3	20	8	38	160	4	RELATED TO NO. 5		5	-	-	-	-	2
4	7	85	NR	595	-	40,000	10,000	-	-	-	-	-	-
5	26	17	66	438	289	20,887	4,787	17	-	-	-	-	10

<sup>4</sup> NI indicates never installed. I indicates installed but never used. NP indicates no prosecutor's report.

<sup>5</sup> NR indicates not reported or could not be determined.

<sup>6</sup> Motions: G=Granted, D=Denied, P=Pending.

\* This wiretap was terminated during 1997 or earlier, but was not reported at that time because it was part of an ongoing investigation.

\*\*This wiretap was terminated during 1998, but was not reported at that time because it was part of an ongoing investigation.



TABLE B-1  
STATE COLORADO

CALENDAR YEAR 1999

REPORT BY JUDGES OF COURT-AUTHORIZED INTERCEPTS OF WIRE, ORAL, OR ELECTRONIC COMMUNICATIONS  
PURSUANT TO TITLE 18 U.S.C. 2519

A.O. Number	Authorizing Official		Offense Specified	Intercept		Date of Application and (Amendment)	Authorized Length		
	Judge	Prosecutor <sup>1</sup>		Type <sup>2</sup>	Place <sup>3</sup>		Original Order (Days)	Number of Extensions	Total Length (Days)
8TH JUDICIAL DISTRICT (JACKSON/LARIMER)									
1	SULLIVAN	VAN MEVEREN	NARCOTICS	PE	SRO8,O12	12/03/1998	30	1	60
18TH JUDICIAL DISTRICT (ARAPAHOE)									
1	STUART	PETERS	NARCOTICS	PE	SO8	11/25/1998	30	1	60

<sup>1</sup> The prosecuting official authorized the filing of the application under provisions of the state's statute. (See Table 1 for this state's statutory citation.)

<sup>2</sup> Type: P=Phone Wire, M=Micro-Eavesdrop, E=Electronic, NR=Not Reported.

<sup>3</sup> Place: S=Single Family Dwelling, A=Apartment, M=Multiple Dwelling, B=Business, R=Roving, O=Other.

Other: 6=Automobile/Van, 7=Briefcase, 8=Cellular/Mobile Phone, 9=Cemetery, 10=Closed Circuit TV, 11=Container, 12=Digital Display Pager, 13=Facsimile, 14=Garage/Parking Lot, 15=Hospital, 16=Hotel Room/Motel Room, 17=Jail, 18=Mobile Home/Trailer, 19=Package/Cargo, 20=Pay Phone, 21=Pen Register, 22=Prison, 23=Social Club, 24=Storage, 25=Telefax, 26=Courthouse, 27=Street, 28=Computer, 29=School.

TABLE B-1  
STATE COLORADO

CALENDAR YEAR 1999

REPORT BY PROSECUTORS OF COURT-AUTHORIZED INTERCEPTS OF WIRE, ORAL, OR ELECTRONIC COMMUNICATIONS  
PURSUANT TO TITLE 18 U.S.C. 2519

A.O. Number	Number Of Days in Oper- ation <sup>4</sup>	Average Inter- cepts per Day	Number of <sup>5</sup>			Costs		Number of						
			Persons Inter- cepted	Intercepts	Incrim- inating Intercepts	Total Cost in \$	Other Than Manpower in \$	Arrests	Trials	Motions to Suppress Intercepts <sup>6</sup>			Persons Con- victed	
										G	D	P		
8TH JUDICIAL DISTRICT (JACKSON/LARIMER)														
1	51	80	1,000	4,058	60	473,000	25,000	4	-	-	-	-	-	
18TH JUDICIAL DISTRICT (ARAPAHOE)														
1	60	54	2	3,236	786	194,341	2,341	11	-	-	-	11	-	

<sup>4</sup> NI indicates never installed. I indicates installed but never used. NP indicates no prosecutor's report.

<sup>5</sup> NR indicates not reported or could not be determined.

<sup>6</sup> Motions: G=Granted, D=Denied, P=Pending.

\* This wiretap was terminated during 1997 or earlier, but was not reported at that time because it was part of an ongoing investigation.

\*\*This wiretap was terminated during 1998, but was not reported at that time because it was part of an ongoing investigation.

TABLE B-1  
STATE CONNECTICUT

CALENDAR YEAR 1999

REPORT BY JUDGES OF COURT-AUTHORIZED INTERCEPTS OF WIRE, ORAL, OR ELECTRONIC COMMUNICATIONS  
PURSUANT TO TITLE 18 U.S.C. 2519

A.O. Number	Authorizing Official		Offense Specified	Intercept		Date of Application and (Amendment)	Authorized Length		
	Judge	Prosecutor <sup>1</sup>		Type <sup>2</sup>	Place <sup>3</sup>		Original Order (Days)	Number of Extensions	Total Length (Days)
FAIRFIELD									
1	MULCAHY	BENEDICT	RACKETEERING	P	S	04/05/1999	15	-	15
LITCHFIELD									
1	MULCAHY	MACO	NARCOTICS	E	O8	09/30/1999	15	-	15
2	MULCAHY	MACO	NARCOTICS	P	S	09/30/1999	15	-	15
3	MULCAHY	MACO	NARCOTICS	P	S	09/30/1999	15	-	15
4	MULCAHY	MACO	NARCOTICS	E	O8	10/21/1999	15	-	15
5	MULCAHY	MACO	NARCOTICS	P	S	10/21/1999	15	-	15
6	MULCAHY	MACO	NARCOTICS	P	S	10/21/1999	15	-	15
NEW HAVEN									
1	MULCAHY	CONNELLY	EXTORTION	P	S	01/06/1999	15	-	15
2	MULCAHY	CONNELLY	GAMBLING	P	S	01/14/1999	15	-	15
3	MULCAHY	CONNELLY	GAMBLING	P	S	02/11/1999	15	-	15
4	MULCAHY	CONNELLY	EXTORTION	P	S	03/05/1999	15	-	15
NEW LONDON									
1	MULCAHY	KANE	NARCOTICS	P	A	04/22/1999	15	-	15
2	MULCAHY	KANE	NARCOTICS	E	O8	04/22/1999	15	-	15
STATE ATTORNEY GENERAL									
1	MULCAHY	BAILEY	RACKETEERING	P	S	03/19/1999	15	-	15
2	MULCAHY	BAILEY	RACKETEERING	P	S	04/26/1999	15	-	15

<sup>1</sup> The prosecuting official authorized the filing of the application under provisions of the state's statute. (See Table 1 for this state's statutory citation.)

<sup>2</sup> Type: P=Phone Wire, M=Micro-Eavesdrop, E=Electronic, NR=Not Reported.

<sup>3</sup> Place: S=Single Family Dwelling, A=Apartment, M=Multiple Dwelling, B=Business, R=Roving, O=Other.

Other: 6=Automobile/Van, 7=Briefcase, 8=Cellular/Mobile Phone, 9=Cemetery, 10=Closed Circuit TV, 11=Container, 12=Digital Display Pager, 13=Facsimile, 14=Garage/Parking Lot, 15=Hospital, 16=Hotel Room/Motel Room, 17=Jail, 18=Mobile Home/Trailer, 19=Package/Cargo, 20=Pay Phone, 21=Pen Register, 22=Prison, 23=Social Club, 24=Storage, 25=Telefax, 26=Courthouse, 27=Street, 28=Computer, 29=School.

TABLE B-1  
STATE CONNECTICUT

CALENDAR YEAR 1999

REPORT BY PROSECUTORS OF COURT-AUTHORIZED INTERCEPTS OF WIRE, ORAL, OR ELECTRONIC COMMUNICATIONS  
PURSUANT TO TITLE 18 U.S.C. 2519

A.O. Number	Number Of Days in Oper- ation <sup>4</sup>	Average Inter- cepts per Day	Number of <sup>5</sup>			Costs		Number of					
			Persons Inter- cepted	Intercepts	Incrim- inating Intercepts	Total Cost in \$	Other Than Manpower in \$	Arrests	Trials	Motions to Suppress Intercepts <sup>6</sup>			Persons Con- victed
										G	D	P	
FAIRFIELD													
1	11	31	26	342	217	6,300	1,860	-	-	-	-	-	-
LITCHFIELD													
1	15	2	32	35	21	12,327	1,917	3	-	-	-	-	-
2	15	5	28	77	13	RELATED TO NO. 1							
3	15	8	47	127	9	RELATED TO NO. 1							
4	7	4	16	25	6	7,523	1,508	3	-	-	-	-	-
5	7	3	7	20	1	RELATED TO NO. 4							
6	7	12	29	85	2	RELATED TO NO. 4							
NEW HAVEN													
1	6	24	8	145	92	6,502	3,642	1	-	-	-	-	-
2	9	39	31	352	317	3,453	1,278	6	-	-	-	-	-
3	11	6	16	69	34	3,041	1,391	1	-	-	-	-	-
4	12	5	8	54	18	6,383	3,193	1	-	-	-	-	-
NEW LONDON													
1	14	17	89	233	36	40,020	28,440	RELATED TO NO. 2					
2	10	9	38	90	31	37,140	28,440	9	-	-	-	-	-
STATE ATTORNEY GENERAL													
1	7	47	24	330	261	4,300	1,200	-	-	-	-	-	-
2	6	24	17	144	134	5,900	2,440	-	-	-	-	-	-

<sup>4</sup> NI indicates never installed. I indicates installed but never used. NP indicates no prosecutor's report.

<sup>5</sup> NR indicates not reported or could not be determined.

<sup>6</sup> Motions: G=Granted, D=Denied, P=Pending.

\* This wiretap was terminated during 1997 or earlier, but was not reported at that time because it was part of an ongoing investigation.

\*\*This wiretap was terminated during 1998, but was not reported at that time because it was part of an ongoing investigation.

TABLE B-1

STATE DELAWARE

CALENDAR YEAR 1999

**REPORT BY JUDGES OF COURT-AUTHORIZED INTERCEPTS OF WIRE, ORAL, OR ELECTRONIC COMMUNICATIONS  
PURSUANT TO TITLE 18 U.S.C. 2519**

A.O. Number	Authorizing Official		Offense Specified	Intercept		Date of Application and (Amendment)	Authorized Length		
	Judge	Prosecutor <sup>1</sup>		Type <sup>2</sup>	Place <sup>3</sup>		Original Order (Days)	Number of Extensions	Total Length (Days)

**NEW CASTLE**

1	COOCH	WHARTON	ASSAULT	E	RO10	10/14/1999	4	-	4
---	-------	---------	---------	---	------	------------	---	---	---

<sup>1</sup> The prosecuting official authorized the filing of the application under provisions of the state's statute. (See Table 1 for this state's statutory citation.)

<sup>2</sup> Type: P=Phone Wire, M=Micro-Eavesdrop, E=Electronic, NR=Not Reported.

<sup>3</sup> Place: S=Single Family Dwelling, A=Apartment, M=Multiple Dwelling, B=Business, R=Roving, O=Other.

Other: 6=Automobile/Van, 7=Briefcase, 8=Cellular/Mobile Phone, 9=Cemetery, 10=Closed Circuit TV, 11=Container, 12=Digital Display Pager, 13=Facsimile, 14=Garage/Parking Lot, 15=Hospital, 16=Hotel Room/Motel Room, 17=Jail, 18=Mobile Home/Trailer, 19=Package/Cargo, 20=Pay Phone, 21=Pen Register, 22=Prison, 23=Social Club, 24=Storage, 25=Telefax, 26=Courthouse, 27=Street, 28=Computer, 29=School.

TABLE B-1

STATE DELAWARE

CALENDAR YEAR 1999

**REPORT BY PROSECUTORS OF COURT-AUTHORIZED INTERCEPTS OF WIRE, ORAL, OR ELECTRONIC COMMUNICATIONS  
PURSUANT TO TITLE 18 U.S.C. 2519**

A.O. Number	Number Of Days in Oper- ation <sup>4</sup>	Average Inter- cepts per Day	Number of <sup>5</sup>			Costs		Number of					
			Persons Inter- cepted	Intercepts	Incrim- inating Intercepts	Total Cost in \$	Other Than Manpower in \$	Arrests	Trials	Motions to Suppress Intercepts <sup>6</sup>			Persons Con- victed
										G	D	P	
NEW CASTLE													
1	NP	-	-	-	-	-	-	-	-	-	-	-	-

<sup>4</sup> NI indicates never installed. I indicates installed but never used. NP indicates no prosecutor's report.

<sup>5</sup> NR indicates not reported or could not be determined.

<sup>6</sup> Motions: G=Granted, D=Denied, P=Pending.

\* This wiretap was terminated during 1997 or earlier, but was not reported at that time because it was part of an ongoing investigation.

\*\*This wiretap was terminated during 1998, but was not reported at that time because it was part of an ongoing investigation.

TABLE B-1  
STATE FLORIDA

CALENDAR YEAR 1999

REPORT BY JUDGES OF COURT-AUTHORIZED INTERCEPTS OF WIRE, ORAL, OR ELECTRONIC COMMUNICATIONS  
PURSUANT TO TITLE 18 U.S.C. 2519

A.O. Number	Authorizing Official		Offense Specified	Intercept		Date of Application and (Amendment)	Authorized Length		
	Judge	Prosecutor <sup>1</sup>		Type <sup>2</sup>	Place <sup>3</sup>		Original Order (Days)	Number of Extensions	Total Length (Days)
2ND JUDICIAL CIRCUIT (LEON)									
1	LESTER	HINES	NARCOTICS	P	S	05/13/1999	30	1	59
2	HARDING	HINES	NARCOTICS	P	A	09/30/1999	30	-	30
3	HARDING	HINES	NARCOTICS	E	O8	09/30/1999	30	1	60
4	HARDING	HINES	NARCOTICS	E	O8	10/20/1999	30	-	30
5TH JUDICIAL CIRCUIT (LAKE/MARION)									
1	SPRINGSTEAD	KING	KIDNAPPING	P	S	06/06/1999	30	1	60
2	SINGBUSH	KING	MURDER	P	S	10/04/1999	30	-	30
6TH JUDICIAL CIRCUIT (PINELLAS)									
1	SCHAEFFER	MCCABE	MURDER	M	B	09/22/1999	1	-	1
1**	SCHAEFFER	MCCABE	MURDER	P	S	02/05/1998	30	-	30
11TH JUDICIAL CIRCUIT (DADE)									
1	BLAKE	FERNANDEZ-RUNDL	\$LAUNDERING	E	O8	10/12/1999	18	-	18
13TH JUDICIAL CIRCUIT (HILLSBOROUGH)									
1	HOLDER	COE	NARCOTICS	PE	SO8	03/13/1999	30	-	30
2	HOLDER	COE	NARCOTICS	PE	SO8	03/16/1999	30	1	60
3	MAYE	COE	NARCOTICS	PE	SO8	05/06/1999	30	2	90
4	ALVAREZ	COE	MURDER	M	O17	08/24/1999	30	-	30
5	FICARROTTA	COE	NARCOTICS	PE	SO8	09/13/1999	30	1	60
6	FICARROTTA	COE	NARCOTICS	PE	SO8	10/14/1999	30	1	60
18TH JUDICIAL CIRCUIT (BREVARD/SEMINOLE)									
1	BURK	WOLFINGER	NARCOTICS	P	S	05/24/1999	30	1	60
2	BURK	WOLFINGER	NARCOTICS	E	O8	05/24/1999	30	1	60

<sup>1</sup> The prosecuting official authorized the filing of the application under provisions of the state's statute. (See Table 1 for this state's statutory citation.)

<sup>2</sup> Type: P=Phone Wire, M=Micro-Eavesdrop, E=Electronic, NR=Not Reported.

<sup>3</sup> Place: S=Single Family Dwelling, A=Apartment, M=Multiple Dwelling, B=Business, R=Roving, O=Other.

Other: 6=Automobile/Van, 7=Briefcase, 8=Cellular/Mobile Phone, 9=Cemetery, 10=Closed Circuit TV, 11=Container, 12=Digital Display Pager, 13=Facsimile, 14=Garage/Parking Lot, 15=Hospital, 16=Hotel Room/Motel Room, 17=Jail, 18=Mobile Home/Trailer, 19=Package/Cargo, 20=Pay Phone, 21=Pen Register, 22=Prison, 23=Social Club, 24=Storage, 25=Telefax, 26=Courthouse, 27=Street, 28=Computer, 29=School.

TABLE B-1  
STATE FLORIDA

CALENDAR YEAR 1999

REPORT BY PROSECUTORS OF COURT-AUTHORIZED INTERCEPTS OF WIRE, ORAL, OR ELECTRONIC COMMUNICATIONS  
PURSUANT TO TITLE 18 U.S.C. 2519

A.O. Number	Number Of Days in Oper- ation <sup>4</sup>	Average Inter- cepts per Day	Number of <sup>5</sup>			Costs		Number of						
			Persons Inter- cepted	Intercepts	Incrim- inating Intercepts	Total Cost in \$	Other Than Manpower in \$	Arrests	Trials	Motions to Suppress Intercepts <sup>6</sup>			Persons Con- victed	
										G	D	P		
2ND JUDICIAL CIRCUIT (LEON)														
1	59	57	15	3,376	314	155,276	2,360	10	-	-	-	-	4	
2	8	12	21	98	6	300,000	50,000	7	-	-	-	-	-	
3	35	12	20	414	280	RELATED TO NO. 2								
4	17	17	22	288	63	RELATED TO NO. 2								
5TH JUDICIAL CIRCUIT (LAKE/MARION)														
1	60	96	853	5,771	341	49,794	-	6	-	-	-	1	-	
2	30	9	15	284	-	9,572	-	-	-	-	-	-	-	
6TH JUDICIAL CIRCUIT (PINELLAS)														
1	1	2	4	2	-	6,000	5,000	-	-	-	-	-	-	
1**	21	29	36	618	21	43,885	200	-	-	-	-	-	-	
11TH JUDICIAL CIRCUIT (DADE)														
1	18	13	15	233	-	82,000	4,000	2	-	-	-	-	-	
13TH JUDICIAL CIRCUIT (HILLSBOROUGH)														
1	17	8	5	129	31	61,342	7,842	-	-	-	-	-	-	
2	56	67	40	3,754	190	247,811	1,681	35	-	-	-	-	-	
3	71	88	14	6,280	228	218,860	22,960	23	-	-	-	-	5	
4	30	-	3	6	4	14,390	1,490	1	-	-	-	-	1	
5	56	72	12	4,049	305	160,336	1,304	12	-	-	-	-	-	
6	60	77	10	4,613	174	119,237	1,681	10	-	-	-	-	-	
18TH JUDICIAL CIRCUIT (BREVARD/SEMINOLE)														
1	38	10	226	374	8	210,000	18,000	15	-	-	-	-	2	
2	37	59	291	2,172	505	RELATED TO NO. 1								

<sup>4</sup> NI indicates never installed. I indicates installed but never used. NP indicates no prosecutor's report.

<sup>5</sup> NR indicates not reported or could not be determined.

<sup>6</sup> Motions: G=Granted, D=Denied, P=Pending.

\* This wiretap was terminated during 1997 or earlier, but was not reported at that time because it was part of an ongoing investigation.

\*\*This wiretap was terminated during 1998, but was not reported at that time because it was part of an ongoing investigation.



TABLE B-1  
STATE FLORIDA

CALENDAR YEAR 1999

REPORT BY JUDGES OF COURT-AUTHORIZED INTERCEPTS OF WIRE, ORAL, OR ELECTRONIC COMMUNICATIONS  
PURSUANT TO TITLE 18 U.S.C. 2519

A.O. Number	Authorizing Official		Offense Specified	Intercept		Date of Application and (Amendment)	Authorized Length		
	Judge	Prosecutor <sup>1</sup>		Type <sup>2</sup>	Place <sup>3</sup>		Original Order (Days)	Number of Extensions	Total Length (Days)
18TH JUDICIAL CIRCUIT (BREVARD/ SEMINOLE) (CONTINUED)									
3	BURK	WOLFINGER	NARCOTICS	P	B	05/24/1999	30	1	60
4	BURK	WOLFINGER	NARCOTICS	E	O8	05/28/1999	30	1	60
5	BURK	WOLFINGER	NARCOTICS	E	O12	06/01/1999	30	-	30
6	BURK	WOLFINGER	NARCOTICS	E	O8	06/03/1999	30	-	30
7	BURK	WOLFINGER	NARCOTICS	P	S	06/08/1999	30	-	30
8	SILVERNAIL	SCOTT	NARCOTICS	E	O8	06/21/1999	16	-	16
STATE ATTORNEY GENERAL									
1	MILLS	BUTTERWORTH	RACKETEERING	E	O8	05/17/1999	30	-	30

<sup>1</sup> The prosecuting official authorized the filing of the application under provisions of the state's statute. (See Table 1 for this state's statutory citation.)

<sup>2</sup> Type: P=Phone Wire, M=Micro-Eavesdrop, E=Electronic, NR=Not Reported.

<sup>3</sup> Place: S=Single Family Dwelling, A=Apartment, M=Multiple Dwelling, B=Business, R=Roving, O=Other.

Other: 6=Automobile/Van, 7=Briefcase, 8=Cellular/Mobile Phone, 9=Cemetery, 10=Closed Circuit TV, 11=Container, 12=Digital Display Pager, 13=Facsimile, 14=Garage/Parking Lot, 15=Hospital, 16=Hotel Room/Motel Room, 17=Jail, 18=Mobile Home/Trailer, 19=Package/Cargo, 20=Pay Phone, 21=Pen Register, 22=Prison, 23=Social Club, 24=Storage, 25=Telefax, 26=Courthouse, 27=Street, 28=Computer, 29=School.

TABLE B-1  
STATE FLORIDA

CALENDAR YEAR 1999

REPORT BY PROSECUTORS OF COURT-AUTHORIZED INTERCEPTS OF WIRE, ORAL, OR ELECTRONIC COMMUNICATIONS  
PURSUANT TO TITLE 18 U.S.C. 2519

A.O. Number	Number Of Days in Oper- ation <sup>4</sup>	Average Inter- cepts per Day	Number of <sup>5</sup>			Costs		Number of					
			Persons Inter- cepted	Intercepts	Incrim- inating Intercepts	Total Cost in \$	Other Than Manpower in \$	Arrests	Trials	Motions to Suppress Intercepts <sup>6</sup>			Persons Con- victed
										G	D	P	

18TH JUDICIAL CIRCUIT (BREVARD/ SEMINOLE) (CONTINUED)

3	38	49	1,137	1,867	16	RELATED TO NO. 1							
4	34	41	967	1,402	274	RELATED TO NO. 1							
5	23	8	NR	190	-	RELATED TO NO. 1							
6	27	12	98	314	16	RELATED TO NO. 1							
7	21	51	763	1,074	91	RELATED TO NO. 1							
8	15	90	30	1,345	260	23,000	2,000	6	-	-	-	-	5

STATE ATTORNEY GENERAL

1	25	75	30	1,872	371	54,871	1,434	11	-	-	-	-	-
---	----	----	----	-------	-----	--------	-------	----	---	---	---	---	---

<sup>4</sup> NI indicates never installed. I indicates installed but never used. NP indicates no prosecutor's report.

<sup>5</sup> NR indicates not reported or could not be determined.

<sup>6</sup> Motions: G=Granted, D=Denied, P=Pending.

\* This wiretap was terminated during 1997 or earlier, but was not reported at that time because it was part of an ongoing investigation.

\*\*This wiretap was terminated during 1998, but was not reported at that time because it was part of an ongoing investigation.

TABLE B-1  
STATE GEORGIA

CALENDAR YEAR 1999

REPORT BY JUDGES OF COURT-AUTHORIZED INTERCEPTS OF WIRE, ORAL, OR ELECTRONIC COMMUNICATIONS  
PURSUANT TO TITLE 18 U.S.C. 2519

A.O. Number	Authorizing Official		Offense Specified	Intercept		Date of Application and (Amendment)	Authorized Length		
	Judge	Prosecutor <sup>1</sup>		Type <sup>2</sup>	Place <sup>3</sup>		Original Order (Days)	Number of Extensions	Total Length (Days)
BALDWIN									
1	GEORGE	BRIGHT	NARCOTICS	P	S	02/04/1999	20	1	40
2	GEORGE	BRIGHT	NARCOTICS	E	O12	02/12/1999	20	-	20
3	GEORGE	BRIGHT	NARCOTICS	E	O8	02/26/1999	20	-	20
BIBB									
1	JOHNSON	WESTON	RACKETEERING	P	B	09/14/1999	20	-	20
2	JOHNSON	WESTON	RACKETEERING	P	R	09/14/1999	20	-	20
3	JOHNSON	WESTON	RACKETEERING	P	R	09/14/1999	20	-	20
CLARKE									
1	GAINES	GORDON	NARCOTICS	P	B	11/29/1999	20	-	20
CLAYTON									
1	COLLIER	KELLER	NARCOTICS	E	O8	04/15/1999	20	-	20
COFFEE									
1	JACKSON	WHITLEY	MURDER	M	O9	05/19/1999	3	-	3
ROCKDALE									
1	NATION	READ	NARCOTICS	P	S	05/03/1999	20	1	40
2	NATION	READ	NARCOTICS	P	S	05/17/1999	20	-	20

<sup>1</sup> The prosecuting official authorized the filing of the application under provisions of the state's statute. (See Table 1 for this state's statutory citation.)

<sup>2</sup> Type: P=Phone Wire, M=Micro-Eavesdrop, E=Electronic, NR=Not Reported.

<sup>3</sup> Place: S=Single Family Dwelling, A=Apartment, M=Multiple Dwelling, B=Business, R=Roving, O=Other.

Other: 6=Automobile/Van, 7=Briefcase, 8=Cellular/Mobile Phone, 9=Cemetery, 10=Closed Circuit TV, 11=Container, 12=Digital Display Pager, 13=Facsimile, 14=Garage/Parking Lot, 15=Hospital, 16=Hotel Room/Motel Room, 17=Jail, 18=Mobile Home/Trailer, 19=Package/Cargo, 20=Pay Phone, 21=Pen Register, 22=Prison, 23=Social Club, 24=Storage, 25=Telefax, 26=Courthouse, 27=Street, 28=Computer, 29=School.

TABLE B-1  
STATE GEORGIA

CALENDAR YEAR 1999

REPORT BY PROSECUTORS OF COURT-AUTHORIZED INTERCEPTS OF WIRE, ORAL, OR ELECTRONIC COMMUNICATIONS  
PURSUANT TO TITLE 18 U.S.C. 2519

A.O. Number	Number Of Days in Oper- ation <sup>4</sup>	Average Inter- cepts per Day	Number of <sup>5</sup>			Costs		Number of						
			Persons Inter- cepted	Intercepts	Incrim- inating Intercepts	Total Cost in \$	Other Than Manpower in \$	Arrests	Trials	Motions to Suppress Intercepts <sup>6</sup>			Persons Con- victed	
										G	D	P		
BALDWIN														
1	39	194	15,116	7,550	502	113,143	4,143	18	-	-	-	1	15	
2	19	7	130	130	NR	RELATED TO NO. 1								
3	12	32	764	382	-	RELATED TO NO. 1								
BIBB														
1	14	78	20	1,090	100	27,764	-	4	-	-	-	-	-	
2	14	1	5	13	2	RELATED TO NO. 1								
3	14	19	20	264	-	RELATED TO NO. 1								
CLARKE														
1	15	30	3	451	85	-	-	3	-	-	-	-	-	
CLAYTON														
1	NP	-	-	-	-	-	-	-	-	-	-	-	-	
COFFEE														
1	3	1	3	2	-	1,200	-	-	-	-	-	-	-	
ROCKDALE														
1	40	36	15	1,432	500	50,484	10,000	8	-	-	-	-	1	
2	20	8	4	163	20	RELATED TO NO. 1								

<sup>4</sup> NI indicates never installed. I indicates installed but never used. NP indicates no prosecutor's report.

<sup>5</sup> NR indicates not reported or could not be determined.

<sup>6</sup> Motions: G=Granted, D=Denied, P=Pending.

\* This wiretap was terminated during 1997 or earlier, but was not reported at that time because it was part of an ongoing investigation.

\*\*This wiretap was terminated during 1998, but was not reported at that time because it was part of an ongoing investigation.

TABLE B-1  
STATE IDAHO

CALENDAR YEAR 1999

REPORT BY JUDGES OF COURT-AUTHORIZED INTERCEPTS OF WIRE, ORAL, OR ELECTRONIC COMMUNICATIONS  
PURSUANT TO TITLE 18 U.S.C. 2519

A.O. Number	Authorizing Official		Offense Specified	Intercept		Date of Application and (Amendment)	Authorized Length		
	Judge	Prosecutor <sup>1</sup>		Type <sup>2</sup>	Place <sup>3</sup>		Original Order (Days)	Number of Extensions	Total Length (Days)
CANYON									
1	WESTON	YOUNG	MURDER	P	S	03/04/1999	7	-	7

<sup>1</sup> The prosecuting official authorized the filing of the application under provisions of the state's statute. (See Table 1 for this state's statutory citation.)

<sup>2</sup> Type: P=Phone Wire, M=Micro-Eavesdrop, E=Electronic, NR=Not Reported.

<sup>3</sup> Place: S=Single Family Dwelling, A=Apartment, M=Multiple Dwelling, B=Business, R=Roving, O=Other.

Other: 6=Automobile/Van, 7=Briefcase, 8=Cellular/Mobile Phone, 9=Cemetery, 10=Closed Circuit TV, 11=Container, 12=Digital Display Pager, 13=Facsimile, 14=Garage/Parking Lot, 15=Hospital, 16=Hotel Room/Motel Room, 17=Jail, 18=Mobile Home/Trailer, 19=Package/Cargo, 20=Pay Phone, 21=Pen Register, 22=Prison, 23=Social Club, 24=Storage, 25=Telefax, 26=Courthouse, 27=Street, 28=Computer, 29=School.

TABLE B-1  
STATE IDAHO

CALENDAR YEAR 1999

REPORT BY PROSECUTORS OF COURT-AUTHORIZED INTERCEPTS OF WIRE, ORAL, OR ELECTRONIC COMMUNICATIONS  
PURSUANT TO TITLE 18 U.S.C. 2519

A.O. Number	Number Of Days in Oper- ation <sup>4</sup>	Average Inter- cepts per Day	Number of <sup>5</sup>			Costs		Number of					
			Persons Inter- cepted	Intercepts	Incrim- inating Intercepts	Total Cost in \$	Other Than Manpower in \$	Arrests	Trials	Motions to Suppress Intercepts <sup>6</sup>			Persons Con- victed
										G	D	P	
CANYON													
1	7	5	15	38	8	2,738	886	1	-	-	-	-	-

<sup>4</sup> NI indicates never installed. I indicates installed but never used. NP indicates no prosecutor's report.

<sup>5</sup> NR indicates not reported or could not be determined.

<sup>6</sup> Motions: G=Granted, D=Denied, P=Pending.

\* This wiretap was terminated during 1997 or earlier, but was not reported at that time because it was part of an ongoing investigation.

\*\*This wiretap was terminated during 1998, but was not reported at that time because it was part of an ongoing investigation.

TABLE B-1  
STATE ILLINOIS

CALENDAR YEAR 1999

REPORT BY JUDGES OF COURT-AUTHORIZED INTERCEPTS OF WIRE, ORAL, OR ELECTRONIC COMMUNICATIONS  
PURSUANT TO TITLE 18 U.S.C. 2519

A.O. Number	Authorizing Official		Offense Specified	Intercept		Date of Application and (Amendment)	Authorized Length		
	Judge	Prosecutor <sup>1</sup>		Type <sup>2</sup>	Place <sup>3</sup>		Original Order (Days)	Number of Extensions	Total Length (Days)
EDGAR									
1	SCOTT	SULLIVAN	NARCOTICS	M	R	07/24/1999	10	-	10
2	SCOTT	SULLIVAN	MURDER	P	R	08/16/1999	4	-	4
3	SCOTT	SULLIVAN	FIREARMS	M	O17	12/07/1999	10	-	10
4	ANDREWS	SULLIVAN	FIREARMS	M	R	12/10/1999	10	1	20
5	ANDREWS	SULLIVAN	FIREARMS	M	R	12/10/1999	10	1	20
IROQUOIS									
1	LUSTFELDT	THOMPSON	ASSAULT	P	S	06/02/1999	10	-	10
MCHENRY									
1	CALDWELL	ALTMAN	ROBBERY	M	S	01/04/1999	10	-	10
2	GRAHAM	ALTMAN	ROBBERY	M	SO17	01/15/1999	10	-	10
3	BAKER	PROSSNITZ	NARCOTICS	M	S	01/15/1999	10	1	20
4	GRAHAM	PROSSNITZ	BURGLARY	M	SR	01/27/1999	10	-	10
5	MCINTYRE	PROSSNITZ	NARCOTICS	M	B	02/18/1999	10	-	10
6	CALDWELL	ALTMAN	FRAUD	M	B	05/10/1999	10	-	10
7	MCINTYRE	MASON	ASSAULT	M	S	05/11/1999	10	-	10
8	GRAHAM	BROPHY	NARCOTICS	M	S	06/25/1999	10	-	10
9	ZOPP	PROSSNITZ	NARCOTICS	P	O26	08/17/1999	10	-	10
10	SCHERMERHORN	NADER	MURDER	M	O17	08/19/1999	10	-	10
11	CALDWELL	NADER	ASSAULT	M	S	08/26/1999	10	-	10
12	CALDWELL	NADER	CONSPIRACY	M	B	09/28/1999	10	1	20
13	ZOPP	PROSSNITZ	NARCOTICS	M	M	09/30/1999	10	-	10
MOULTRIE									
1	FLANNELL	WILLIS	NARCOTICS	M	S	02/04/1999	10	1	20
2	FLANNELL	WILLIS	NARCOTICS	M	O6	02/09/1999	10	1	20
3	FLANNELL	WILLIS	NARCOTICS	M	A	02/22/1999	10	-	10
4	FLANNELL	WILLIS	NARCOTICS	M	S	04/12/1999	10	1	20

<sup>1</sup> The prosecuting official authorized the filing of the application under provisions of the state's statute. (See Table 1 for this state's statutory citation.)

<sup>2</sup> Type: P=Phone Wire, M=Micro-Eavesdrop, E=Electronic, NR=Not Reported.

<sup>3</sup> Place: S=Single Family Dwelling, A=Apartment, M=Multiple Dwelling, B=Business, R=Roving, O=Other.

Other: 6=Automobile/Van, 7=Briefcase, 8=Cellular/Mobile Phone, 9=Cemetery, 10=Closed Circuit TV, 11=Container, 12=Digital Display Pager, 13=Facsimile, 14=Garage/Parking Lot, 15=Hospital, 16=Hotel Room/Motel Room, 17=Jail, 18=Mobile Home/Trailer, 19=Package/Cargo, 20=Pay Phone, 21=Pen Register, 22=Prison, 23=Social Club, 24=Storage, 25=Telefax, 26=Courthouse, 27=Street, 28=Computer, 29=School.

TABLE B-1  
STATE ILLINOIS

CALENDAR YEAR 1999

REPORT BY PROSECUTORS OF COURT-AUTHORIZED INTERCEPTS OF WIRE, ORAL, OR ELECTRONIC COMMUNICATIONS  
PURSUANT TO TITLE 18 U.S.C. 2519

A.O. Number	Number Of Days in Oper- ation <sup>4</sup>	Average Inter- cepts per Day	Number of <sup>5</sup>			Costs		Number of					
			Persons Inter- cepted	Intercepts	Incrim- inating Intercepts	Total Cost in \$	Other Than Manpower in \$	Arrests	Trials	Motions to Suppress Intercepts <sup>6</sup>			Persons Con- victed
										G	D	P	
EDGAR													
1	4	1	3	4	4	400	-	2	-	-	-	-	2
2	2	1	3	2	-	1,000	-	-	-	-	-	-	-
3	1	1	2	1	-	120	-	-	-	-	-	-	-
4	NI	-	-	-	-	-	-	-	-	-	-	-	-
5	NI	-	-	-	-	-	-	-	-	-	-	-	-
IROQUOIS													
1	1	1	1	1	-	-	-	-	-	-	-	-	-
MCHENRY													
1	3	1	1	3	3	-	-	1	-	-	-	-	-
2	1	1	1	1	1	-	-	1	-	-	-	-	-
3	2	1	1	2	2	-	-	2	-	-	-	-	2
4	1	1	1	1	1	210	10	3	-	-	-	-	2
5	4	1	1	4	4	-	-	3	-	-	-	-	1
6	1	1	1	1	1	202	2	-	-	-	-	-	-
7	1	2	1	2	2	-	-	1	-	-	-	-	1
8	1	1	3	1	1	-	-	2	-	-	-	-	-
9	1	1	1	1	1	-	-	-	-	-	-	-	-
10	2	1	1	2	-	-	-	-	-	-	-	-	-
11	2	1	1	2	2	-	-	1	-	-	-	1	-
12	8	1	1	8	8	-	-	-	-	-	-	-	-
13	1	1	2	1	1	-	-	1	-	-	-	1	-
MOULTRIE													
1	1	1	3	1	1	-	-	2	-	-	-	-	-
2	1	1	2	1	1	-	-	1	-	-	-	-	1
3	NI	-	-	-	-	-	-	-	-	-	-	-	-
4	1	1	2	1	-	-	-	-	-	-	-	-	-

<sup>4</sup> NI indicates never installed. I indicates installed but never used. NP indicates no prosecutor's report.

<sup>5</sup> NR indicates not reported or could not be determined.

<sup>6</sup> Motions: G=Granted, D=Denied, P=Pending.

\* This wiretap was terminated during 1997 or earlier, but was not reported at that time because it was part of an ongoing investigation.

\*\*This wiretap was terminated during 1998, but was not reported at that time because it was part of an ongoing investigation.



TABLE B-1  
STATE ILLINOIS

CALENDAR YEAR 1999

REPORT BY JUDGES OF COURT-AUTHORIZED INTERCEPTS OF WIRE, ORAL, OR ELECTRONIC COMMUNICATIONS  
PURSUANT TO TITLE 18 U.S.C. 2519

A.O. Number	Authorizing Official		Offense Specified	Intercept		Date of Application and (Amendment)	Authorized Length		
	Judge	Prosecutor <sup>1</sup>		Type <sup>2</sup>	Place <sup>3</sup>		Original Order (Days)	Number of Extensions	Total Length (Days)
POPE									
1	WILLIAMSON	OWENS	ASSAULT	P	S	07/13/1999	10	-	10
RICHLAND									
1	DUNN	RANDS	NARCOTICS	M	R	07/01/1999	10	-	10
2	FRANKLAND	RANDS	FIREARMS	M	R	12/03/1999	10	-	10
WASHINGTON									
1	KARMEIER	TRENTMAN	NARCOTICS	M	S	02/25/1999	10	-	10
2	KARMEIER	TRENTMAN	NARCOTICS	M	S	05/17/1999	10	-	10
3	SCHUWERK	TRENTMAN	NARCOTICS	M	A	05/18/1999	10	-	10
4	KARMEIER	TRENTMAN	NARCOTICS	M	O6	05/21/1999	10	-	10
5	DAUBER	TRENTMAN	NARCOTICS	M	O6	06/03/1999	10	-	10
6	KARMEIER	TRENTMAN	NARCOTICS	M	O6	06/21/1999	10	-	10
7	HATCH	TRENTMAN	NARCOTICS	M	S	06/26/1999	10	-	10
8	KARMEIER	TRENTMAN	NARCOTICS	M	S	06/30/1999	10	-	10
9	KARMEIER	TRENTMAN	NARCOTICS	M	O6	07/07/1999	10	-	10
10	KARMEIER	TRENTMAN	NARCOTICS	M	S	07/08/1999	10	-	10
11	KARMEIER	TRENTMAN	NARCOTICS	M	O6	07/22/1999	10	-	10
12	KARMEIER	TRENTMAN	NARCOTICS	M	O6	07/26/1999	10	-	10
13	KARMEIER	TRENTMAN	NARCOTICS	M	O6	08/06/1999	10	-	10
14	CAMPANELLA	TRENTMAN	CONSPIRACY	M	A	08/16/1999	10	-	10
15	CAMPANELLA	TRENTMAN	CONSPIRACY	M	A	08/16/1999	10	-	10
16	KARMEIER	TRENTMAN	NARCOTICS	M	O6	08/24/1999	10	-	10
17	KARMEIER	TRENTMAN	NARCOTICS	M	O15	08/25/1999	10	-	10
18	KARMEIER	TRENTMAN	NARCOTICS	M	A	09/01/1999	10	-	10
19	KARMEIER	TRENTMAN	NARCOTICS	M	S	09/09/1999	10	-	10
20	HATCH	TRENTMAN	NARCOTICS	M	O6	09/11/1999	10	-	10

<sup>1</sup> The prosecuting official authorized the filing of the application under provisions of the state's statute. (See Table 1 for this state's statutory citation.)

<sup>2</sup> Type: P=Phone Wire, M=Micro-Eavesdrop, E=Electronic, NR=Not Reported.

<sup>3</sup> Place: S=Single Family Dwelling, A=Apartment, M=Multiple Dwelling, B=Business, R=Roving, O=Other.

Other: 6=Automobile/Van, 7=Briefcase, 8=Cellular/Mobile Phone, 9=Cemetery, 10=Closed Circuit TV, 11=Container, 12=Digital Display Pager, 13=Facsimile, 14=Garage/Parking Lot, 15=Hospital, 16=Hotel Room/Motel Room, 17=Jail, 18=Mobile Home/Trailer, 19=Package/Cargo, 20=Pay Phone, 21=Pen Register, 22=Prison, 23=Social Club, 24=Storage, 25=Telefax, 26=Courthouse, 27=Street, 28=Computer, 29=School.

TABLE B-1  
STATE ILLINOIS

CALENDAR YEAR 1999

REPORT BY PROSECUTORS OF COURT-AUTHORIZED INTERCEPTS OF WIRE, ORAL, OR ELECTRONIC COMMUNICATIONS  
PURSUANT TO TITLE 18 U.S.C. 2519

A.O. Number	Number Of Days in Oper- ation <sup>4</sup>	Average Inter- cepts per Day	Number of <sup>5</sup>			Costs		Number of					
			Persons Inter- cepted	Intercepts	Incrim- inating Intercepts	Total Cost in \$	Other Than Manpower in \$	Arrests	Trials	Motions to Suppress Intercepts <sup>6</sup>			Persons Conv- icted
										G	D	P	
POPE													
1	1	1	2	1	1	-	-	1	-	-	-	1	-
RICHLAND													
1	NI	-	-	-	-	-	-	-	-	-	-	-	-
2	1	1	3	1	-	50	-	-	-	-	-	-	-
WASHINGTON													
1	NI	-	-	-	-	-	-	-	-	-	-	-	-
2	NI	-	-	-	-	-	-	-	-	-	-	-	-
3	1	1	2	1	1	175	15	-	-	-	-	-	-
4	3	1	5	4	4	760	60	1	-	-	-	-	-
5	NI	-	-	-	-	-	-	-	-	-	-	-	-
6	1	1	2	1	1	195	15	1	-	-	-	-	-
7	1	1	2	1	1	75	15	1	-	-	-	-	-
8	2	1	5	2	2	230	30	1	-	-	-	-	-
9	1	1	5	1	1	RELATED TO NO. 10							
10	1	1	4	1	1	208	20	2	1	-	-	-	1
11	NI	-	-	-	-	-	-	-	-	-	-	-	-
12	1	1	2	1	1	185	15	-	-	-	-	-	-
13	NI	-	-	-	-	-	-	-	-	-	-	-	-
14	I	-	-	-	-	-	-	-	-	-	-	-	-
15	1	1	3	1	1	75	15	3	-	-	-	1	2
16	1	1	1	1	1	RELATED TO NO. 15							
17	1	1	1	1	1	RELATED TO NO. 15							
18	1	1	2	1	1	155	15	2	-	-	-	-	-
19	1	1	4	1	1	135	15	1	-	-	-	-	-
20	NI	-	-	-	-	-	-	-	-	-	-	-	-

<sup>4</sup> NI indicates never installed. I indicates installed but never used. NP indicates no prosecutor's report.

<sup>5</sup> NR indicates not reported or could not be determined.

<sup>6</sup> Motions: G=Granted, D=Denied, P=Pending.

\* This wiretap was terminated during 1997 or earlier, but was not reported at that time because it was part of an ongoing investigation.

\*\*This wiretap was terminated during 1998, but was not reported at that time because it was part of an ongoing investigation.

TABLE B-1  
STATE ILLINOIS

CALENDAR YEAR 1999

REPORT BY JUDGES OF COURT-AUTHORIZED INTERCEPTS OF WIRE, ORAL, OR ELECTRONIC COMMUNICATIONS  
PURSUANT TO TITLE 18 U.S.C. 2519

A.O. Number	Authorizing Official		Offense Specified	Intercept		Date of Application and (Amendment)	Authorized Length		
	Judge	Prosecutor <sup>1</sup>		Type <sup>2</sup>	Place <sup>3</sup>		Original Order (Days)	Number of Extensions	Total Length (Days)
WASHINGTON (CONTINUED)									
21	KARMEIER	TRENTMAN	NARCOTICS	M	A	09/16/1999	10	-	10
22	KARMEIER	TRENTMAN	NARCOTICS	M	O6	09/27/1999	10	-	10
23	HATCH	TRENTMAN	NARCOTICS	M	S	09/28/1999	10	-	10
24	KARMEIER	TRENTMAN	NARCOTICS	M	S	12/17/1999	10	-	10

<sup>1</sup> The prosecuting official authorized the filing of the application under provisions of the state's statute. (See Table 1 for this state's statutory citation.)

<sup>2</sup> Type: P=Phone Wire, M=Micro-Eavesdrop, E=Electronic, NR=Not Reported.

<sup>3</sup> Place: S=Single Family Dwelling, A=Apartment, M=Multiple Dwelling, B=Business, R=Roving, O=Other.

Other: 6=Automobile/Van, 7=Briefcase, 8=Cellular/Mobile Phone, 9=Cemetery, 10=Closed Circuit TV, 11=Container, 12=Digital Display Pager, 13=Facsimile, 14=Garage/Parking Lot, 15=Hospital, 16=Hotel Room/Motel Room, 17=Jail, 18=Mobile Home/Trailer, 19=Package/Cargo, 20=Pay Phone, 21=Pen Register, 22=Prison, 23=Social Club, 24=Storage, 25=Telefax, 26=Courthouse, 27=Street, 28=Computer, 29=School.

TABLE B-1  
STATE ILLINOIS

CALENDAR YEAR 1999

REPORT BY PROSECUTORS OF COURT-AUTHORIZED INTERCEPTS OF WIRE, ORAL, OR ELECTRONIC COMMUNICATIONS  
PURSUANT TO TITLE 18 U.S.C. 2519

A.O. Number	Number Of Days in Oper- ation <sup>4</sup>	Average Inter- cepts per Day	Number of <sup>5</sup>			Costs		Number of					
			Persons Inter- cepted	Intercepts	Incrim- inating Intercepts	Total Cost in \$	Other Than Manpower in \$	Arrests	Trials	Motions to Suppress Intercepts <sup>6</sup>			Persons Con- victed
										G	D	P	
WASHINGTON (CONTINUED)													
21	1	1	2	1	1	115	15	2	-	-	-	-	-
22	1	1	3	1	1	155	15	1	-	-	-	-	-
23	1	1	3	1	1	105	15	1	1	-	-	-	1
24	1	1	3	1	1	175	15	-	-	-	-	-	-

<sup>4</sup> NI indicates never installed. I indicates installed but never used. NP indicates no prosecutor's report.

<sup>5</sup> NR indicates not reported or could not be determined.

<sup>6</sup> Motions: G=Granted, D=Denied, P=Pending.

\* This wiretap was terminated during 1997 or earlier, but was not reported at that time because it was part of an ongoing investigation.

\*\*This wiretap was terminated during 1998, but was not reported at that time because it was part of an ongoing investigation.

TABLE B-1  
STATE KANSAS

CALENDAR YEAR 1999

REPORT BY JUDGES OF COURT-AUTHORIZED INTERCEPTS OF WIRE, ORAL, OR ELECTRONIC COMMUNICATIONS  
PURSUANT TO TITLE 18 U.S.C. 2519

A.O. Number	Authorizing Official		Offense Specified	Intercept		Date of Application and (Amendment)	Authorized Length		
	Judge	Prosecutor <sup>1</sup>		Type <sup>2</sup>	Place <sup>3</sup>		Original Order (Days)	Number of Extensions	Total Length (Days)
JOHNSON									
1	MCCLAIN	MORRISON	NARCOTICS	P	S	04/01/1999	30	1	60
2	MCCLAIN	MORRISON	NARCOTICS	P	R	04/27/1999	30	-	30
3	MCCLAIN	MORRISON	NARCOTICS	P	R	05/04/1999	30	-	30
4	MCCLAIN	MORRISON	NARCOTICS	P	R	05/18/1999	30	-	30
STATE ATTORNEY GENERAL									
1**	GERNON	STOVALL	NARCOTICS	P	S	02/05/1998	30	-	30

<sup>1</sup> The prosecuting official authorized the filing of the application under provisions of the state's statute. (See Table 1 for this state's statutory citation.)

<sup>2</sup> Type: P=Phone Wire, M=Micro-Eavesdrop, E=Electronic, NR=Not Reported.

<sup>3</sup> Place: S=Single Family Dwelling, A=Apartment, M=Multiple Dwelling, B=Business, R=Roving, O=Other.

Other: 6=Automobile/Van, 7=Briefcase, 8=Cellular/Mobile Phone, 9=Cemetery, 10=Closed Circuit TV, 11=Container, 12=Digital Display Pager, 13=Facsimile, 14=Garage/Parking Lot, 15=Hospital, 16=Hotel Room/Motel Room, 17=Jail, 18=Mobile Home/Trailer, 19=Package/Cargo, 20=Pay Phone, 21=Pen Register, 22=Prison, 23=Social Club, 24=Storage, 25=Telefax, 26=Courthouse, 27=Street, 28=Computer, 29=School.

TABLE B-1  
STATE KANSAS

CALENDAR YEAR 1999

REPORT BY PROSECUTORS OF COURT-AUTHORIZED INTERCEPTS OF WIRE, ORAL, OR ELECTRONIC COMMUNICATIONS  
PURSUANT TO TITLE 18 U.S.C. 2519

A.O. Number	Number Of Days in Oper- ation <sup>4</sup>	Average Inter- cepts per Day	Number of <sup>5</sup>			Costs		Number of					
			Persons Inter- cepted	Intercepts	Incrim- inating Intercepts	Total Cost in \$	Other Than Manpower in \$	Arrests	Trials	Motions to Suppress Intercepts <sup>6</sup>			Persons Con- victed
										G	D	P	
JOHNSON													
1	45	153	3,000	6,877	1,500	RELATED TO NO. 3							
2	5	15	140	76	70	RELATED TO NO. 3		2	-	-	-	-	1
3	16	47	1,200	755	600	308,769	3,000	3	-	-	-	-	3
4	3	28	150	83	75	RELATED TO NO. 3							
STATE ATTORNEY GENERAL													
1**	10	94	32	938	244	34,710	6,950	7	3	-	-	-	3

<sup>4</sup> NI indicates never installed. I indicates installed but never used. NP indicates no prosecutor's report.

<sup>5</sup> NR indicates not reported or could not be determined.

<sup>6</sup> Motions: G=Granted, D=Denied, P=Pending.

\* This wiretap was terminated during 1997 or earlier, but was not reported at that time because it was part of an ongoing investigation.

\*\*This wiretap was terminated during 1998, but was not reported at that time because it was part of an ongoing investigation.

TABLE B-1  
STATE MARYLAND

CALENDAR YEAR 1999

REPORT BY JUDGES OF COURT-AUTHORIZED INTERCEPTS OF WIRE, ORAL, OR ELECTRONIC COMMUNICATIONS  
PURSUANT TO TITLE 18 U.S.C. 2519

A.O. Number	Authorizing Official		Offense Specified	Intercept		Date of Application and (Amendment)	Authorized Length		
	Judge	Prosecutor <sup>1</sup>		Type <sup>2</sup>	Place <sup>3</sup>		Original Order (Days)	Number of Extensions	Total Length (Days)
ALLEGANY									
1	LEASURE	KELLY	MURDER	M	B	11/12/1999	1	-	1
CECIL									
1	THOMPSON	SCARBOROUGH	NARCOTICS	P	S	01/29/1999	30	1	60
HOWARD									
1	LEASURE	MCLENDON	NARCOTICS	P	S	09/28/1999	30	-	30
2	LEASURE	MCLENDON	NARCOTICS	P	R	09/28/1999	30	-	30
3	LEASURE	MCLENDON	NARCOTICS	E	RO12	10/08/1999	30	-	30
STATE ATTORNEY GENERAL									
1	SHEPHERD	JOHNSON	NARCOTICS	PE	AO8,O12	10/15/1999	30	-	30

<sup>1</sup> The prosecuting official authorized the filing of the application under provisions of the state's statute. (See Table 1 for this state's statutory citation.)

<sup>2</sup> Type: P=Phone Wire, M=Micro-Eavesdrop, E=Electronic, NR=Not Reported.

<sup>3</sup> Place: S=Single Family Dwelling, A=Apartment, M=Multiple Dwelling, B=Business, R=Roving, O=Other.

Other: 6=Automobile/Van, 7=Briefcase, 8=Cellular/Mobile Phone, 9=Cemetery, 10=Closed Circuit TV, 11=Container, 12=Digital Display Pager, 13=Facsimile, 14=Garage/Parking Lot, 15=Hospital, 16=Hotel Room/Motel Room, 17=Jail, 18=Mobile Home/Trailer, 19=Package/Cargo, 20=Pay Phone, 21=Pen Register, 22=Prison, 23=Social Club, 24=Storage, 25=Telefax, 26=Courthouse, 27=Street, 28=Computer, 29=School.

TABLE B-1  
STATE MARYLAND

CALENDAR YEAR 1999

REPORT BY PROSECUTORS OF COURT-AUTHORIZED INTERCEPTS OF WIRE, ORAL, OR ELECTRONIC COMMUNICATIONS  
PURSUANT TO TITLE 18 U.S.C. 2519

A.O. Number	Number Of Days in Oper- ation <sup>4</sup>	Average Inter- cepts per Day	Number of <sup>5</sup>			Costs		Number of					
			Persons Inter- cepted	Intercepts	Incrim- inating Intercepts	Total Cost in \$	Other Than Manpower in \$	Arrests	Trials	Motions to Suppress Intercepts <sup>6</sup>			Persons Con- victed
										G	D	P	
ALLEGANY													
1	1	1	2	1	-	-	-	-	-	-	-	-	-
CECIL													
1	30	55	25	1,658	38	58,400	1,400	2	-	-	-	1	-
HOWARD													
1	19	49	26	933	75	15,150	150	-	-	-	-	-	-
2	19	17	26	322	96	15,380	380	-	-	-	-	-	-
3	15	1	50	10	-	250	-	-	-	-	-	-	-
STATE ATTORNEY GENERAL													
1	9	6	31	56	12	4,800	300	-	-	-	-	-	-

<sup>4</sup> NI indicates never installed. I indicates installed but never used. NP indicates no prosecutor's report.

<sup>5</sup> NR indicates not reported or could not be determined.

<sup>6</sup> Motions: G=Granted, D=Denied, P=Pending.

\* This wiretap was terminated during 1997 or earlier, but was not reported at that time because it was part of an ongoing investigation.

\*\*This wiretap was terminated during 1998, but was not reported at that time because it was part of an ongoing investigation.



TABLE B-1

STATE MASSACHUSETTS

CALENDAR YEAR 1999

**REPORT BY JUDGES OF COURT-AUTHORIZED INTERCEPTS OF WIRE, ORAL, OR ELECTRONIC COMMUNICATIONS  
PURSUANT TO TITLE 18 U.S.C. 2519**

A.O. Number	Authorizing Official		Offense Specified	Intercept		Date of Application and (Amendment)	Authorized Length		
	Judge	Prosecutor <sup>1</sup>		Type <sup>2</sup>	Place <sup>3</sup>		Original Order (Days)	Number of Extensions	Total Length (Days)
STATE ATTORNEY GENERAL									
1	QUINLAN	BLOOMER	NARCOTICS	P	S	04/12/1999	15	3	60
2	QUINLAN	BLOOMER	NARCOTICS	P	S	04/12/1999	15	-	15
3	QUINLAN	BLOOMER	NARCOTICS	P	S	04/27/1999	15	2	45
4	QUINLAN	BLOOMER	NARCOTICS	P	S	04/27/1999	15	-	15
5	QUINLAN	BLOOMER	NARCOTICS	E	RO12	05/11/1999	15	1	30
6	QUINLAN	BLOOMER	NARCOTICS	E	RO12	05/11/1999	15	1	30
7	QUINLAN	BLOOMER	NARCOTICS	E	RO6	05/25/1999	15	-	15
8	GRASSO	BLOOMER	NARCOTICS	PE	SO8	09/27/1999	15	5	90
9	GRASSO	BLOOMER	NARCOTICS	E	O8	09/27/1999	15	1	30
10	GRASSO	BLOOMER	NARCOTICS	E	O8	10/20/1999	15	1	30
11	GRASSO	BLOOMER	NARCOTICS	E	O8	10/26/1999	15	2	45
12	GRASSO	BLOOMER	NARCOTICS	E	O13	11/05/1999	15	2	45
13	GRASSO	BLOOMER	NARCOTICS	P	S	11/24/1999	15	2	45
14	GRASSO	BLOOMER	NARCOTICS	E	O8	12/13/1999	15	1	30
15	GRASSO	BLOOMER	NARCOTICS	E	O8	12/27/1999	15	-	15

<sup>1</sup> The prosecuting official authorized the filing of the application under provisions of the state's statute. (See Table 1 for this state's statutory citation.)

<sup>2</sup> Type: P=Phone Wire, M=Micro-Eavesdrop, E=Electronic, NR=Not Reported.

<sup>3</sup> Place: S=Single Family Dwelling, A=Apartment, M=Multiple Dwelling, B=Business, R=Roving, O=Other.

Other: 6=Automobile/Van, 7=Briefcase, 8=Cellular/Mobile Phone, 9=Cemetery, 10=Closed Circuit TV, 11=Container, 12=Digital Display Pager, 13=Facsimile, 14=Garage/Parking Lot, 15=Hospital, 16=Hotel Room/Motel Room, 17=Jail, 18=Mobile Home/Trailer, 19=Package/Cargo, 20=Pay Phone, 21=Pen Register, 22=Prison, 23=Social Club, 24=Storage, 25=Telefax, 26=Courthouse, 27=Street, 28=Computer, 29=School.

TABLE B-1  
STATE MASSACHUSETTS

CALENDAR YEAR 1999

REPORT BY PROSECUTORS OF COURT-AUTHORIZED INTERCEPTS OF WIRE, ORAL, OR ELECTRONIC COMMUNICATIONS  
PURSUANT TO TITLE 18 U.S.C. 2519

A.O. Number	Number Of Days in Oper- ation <sup>4</sup>	Average Inter- cepts per Day	Number of <sup>5</sup>			Costs		Number of						
			Persons Inter- cepted	Intercepts	Incrim- inating Intercepts	Total Cost in \$	Other Than Manpower in \$	Arrests	Trials	Motions to Suppress Intercepts <sup>6</sup>			Persons Con- victed	
										G	D	P		
STATE ATTORNEY GENERAL														
1	57	149	120	8,500	7,000	237,045	2,045	19	-	-	-	1	10	
2	2	-	-	-	-	RELATED TO NO. 1								
3	29	72	65	2,100	1,000	RELATED TO NO. 1								
4	15	20	25	300	50	RELATED TO NO. 1								
5	30	2	2	72	34	RELATED TO NO. 1								
6	30	4	6	110	19	RELATED TO NO. 1								
7	I	-	-	-	-	RELATED TO NO. 1								
8	67	26	127	1,730	416	RELATED TO NO. 9								
9	21	3	14	73	8	323,474	3,474	-	-	-	-	-	-	
10	27	4	22	98	35	RELATED TO NO. 9								
11	28	5	32	143	16	RELATED TO NO. 9								
12	20	2	15	40	26	RELATED TO NO. 9								
13	30	17	109	503	124	RELATED TO NO. 9								
14	14	4	8	59	2	RELATED TO NO. 9								
15	NI	-	-	-	-	-	-	-	-	-	-	-	-	

<sup>4</sup> NI indicates never installed. I indicates installed but never used. NP indicates no prosecutor's report.

<sup>5</sup> NR indicates not reported or could not be determined.

<sup>6</sup> Motions: G=Granted, D=Denied, P=Pending.

\* This wiretap was terminated during 1997 or earlier, but was not reported at that time because it was part of an ongoing investigation.

\*\*This wiretap was terminated during 1998, but was not reported at that time because it was part of an ongoing investigation.

TABLE B-1  
STATE MINNESOTA

CALENDAR YEAR 1999

REPORT BY JUDGES OF COURT-AUTHORIZED INTERCEPTS OF WIRE, ORAL, OR ELECTRONIC COMMUNICATIONS  
PURSUANT TO TITLE 18 U.S.C. 2519

A.O. Number	Authorizing Official		Offense Specified	Intercept		Date of Application and (Amendment)	Authorized Length		
	Judge	Prosecutor <sup>1</sup>		Type <sup>2</sup>	Place <sup>3</sup>		Original Order (Days)	Number of Extensions	Total Length (Days)
CARLTON									
1	WOLF	KETOLA	KIDNAPPING	P	O26	07/22/1999	30	-	30
CLAY									
1	KIRK	BORGEN	MURDER	P	A	09/07/1999	30	-	30
WINONA									
1	JOHNSON	MACLEAN	NARCOTICS	P	S	03/30/1999	30	1	60
2	JOHNSON	MACLEAN	NARCOTICS	P	R	03/30/1999	30	1	60
3	JOHNSON	MACLEAN	NARCOTICS	P	S	03/30/1999	30	1	60
4	JOHNSON	MACLEAN	NARCOTICS	E	RO12	04/14/1999	30	-	30

<sup>1</sup> The prosecuting official authorized the filing of the application under provisions of the state's statute. (See Table 1 for this state's statutory citation.)

<sup>2</sup> Type: P=Phone Wire, M=Micro-Eavesdrop, E=Electronic, NR=Not Reported.

<sup>3</sup> Place: S=Single Family Dwelling, A=Apartment, M=Multiple Dwelling, B=Business, R=Roving, O=Other.

Other: 6=Automobile/Van, 7=Briefcase, 8=Cellular/Mobile Phone, 9=Cemetery, 10=Closed Circuit TV, 11=Container, 12=Digital Display Pager, 13=Facsimile, 14=Garage/Parking Lot, 15=Hospital, 16=Hotel Room/Motel Room, 17=Jail, 18=Mobile Home/Trailer, 19=Package/Cargo, 20=Pay Phone, 21=Pen Register, 22=Prison, 23=Social Club, 24=Storage, 25=Telefax, 26=Courthouse, 27=Street, 28=Computer, 29=School.

TABLE B-1  
STATE MINNESOTA

CALENDAR YEAR 1999

REPORT BY PROSECUTORS OF COURT-AUTHORIZED INTERCEPTS OF WIRE, ORAL, OR ELECTRONIC COMMUNICATIONS  
PURSUANT TO TITLE 18 U.S.C. 2519

A.O. Number	Number Of Days in Oper- ation <sup>4</sup>	Average Inter- cepts per Day	Number of <sup>5</sup>			Costs		Number of					
			Persons Inter- cepted	Intercepts	Incrim- inating Intercepts	Total Cost in \$	Other Than Manpower in \$	Arrests	Trials	Motions to Suppress Intercepts <sup>6</sup>			Persons Con- victed
										G	D	P	
CARLTON													
1	27	15	1	404	-	4,112	585	1	-	-	-	1	-
CLAY													
1	15	21	17	321	28	64,500	1,500	2	-	-	-	-	-
WINONA													
1	31	315	431	3,255	229	182,665	-	17	-	-	4	2	3
2	31	315	431	3,255	229	RELATED TO NO. 1							
3	31	315	431	3,254	228	RELATED TO NO. 1							
4	18	114	NR	2,048	NR	RELATED TO NO. 1							

<sup>4</sup> NI indicates never installed. I indicates installed but never used. NP indicates no prosecutor's report.

<sup>5</sup> NR indicates not reported or could not be determined.

<sup>6</sup> Motions: G=Granted, D=Denied, P=Pending.

\* This wiretap was terminated during 1997 or earlier, but was not reported at that time because it was part of an ongoing investigation.

\*\*This wiretap was terminated during 1998, but was not reported at that time because it was part of an ongoing investigation.

TABLE B-1  
STATE MISSISSIPPI

CALENDAR YEAR 1999

REPORT BY JUDGES OF COURT-AUTHORIZED INTERCEPTS OF WIRE, ORAL, OR ELECTRONIC COMMUNICATIONS  
PURSUANT TO TITLE 18 U.S.C. 2519

A.O. Number	Authorizing Official		Offense Specified	Intercept		Date of Application and (Amendment)	Authorized Length		
	Judge	Prosecutor <sup>1</sup>		Type <sup>2</sup>	Place <sup>3</sup>		Original Order (Days)	Number of Extensions	Total Length (Days)
DESOTO									
1	READY	CHAMPION	NARCOTICS	P	S	10/26/1999	30	-	30
LEE									
1	GARDNER	YOUNG	NARCOTICS	P	S	06/08/1999	30	1	60
2	GARDNER	YOUNG	NARCOTICS	E	O8	06/21/1999	30	-	30

<sup>1</sup> The prosecuting official authorized the filing of the application under provisions of the state's statute. (See Table 1 for this state's statutory citation.)

<sup>2</sup> Type: P=Phone Wire, M=Micro-Eavesdrop, E=Electronic, NR=Not Reported.

<sup>3</sup> Place: S=Single Family Dwelling, A=Apartment, M=Multiple Dwelling, B=Business, R=Roving, O=Other.

Other: 6=Automobile/Van, 7=Briefcase, 8=Cellular/Mobile Phone, 9=Cemetery, 10=Closed Circuit TV, 11=Container, 12=Digital Display Pager, 13=Facsimile, 14=Garage/Parking Lot, 15=Hospital, 16=Hotel Room/Motel Room, 17=Jail, 18=Mobile Home/Trailer, 19=Package/Cargo, 20=Pay Phone, 21=Pen Register, 22=Prison, 23=Social Club, 24=Storage, 25=Telefax, 26=Courthouse, 27=Street, 28=Computer, 29=School.

TABLE B-1  
STATE MISSISSIPPI

CALENDAR YEAR 1999

REPORT BY PROSECUTORS OF COURT-AUTHORIZED INTERCEPTS OF WIRE, ORAL, OR ELECTRONIC COMMUNICATIONS  
PURSUANT TO TITLE 18 U.S.C. 2519

A.O. Number	Number Of Days in Oper- ation <sup>4</sup>	Average Inter- cepts per Day	Number of <sup>5</sup>			Costs		Number of					
			Persons Inter- cepted	Intercepts	Incrim- inating Intercepts	Total Cost in \$	Other Than Manpower in \$	Arrests	Trials	Motions to Suppress Intercepts <sup>6</sup>			Persons Con- victed
										G	D	P	
DESOTO													
1	22	129	NR	2,838	209	6,885	548	-	-	-	-	-	-
LEE													
1	36	100	113	3,614	84	RELATED TO NO. 2							
2	23	30	113	697	83	26,217	6,380	2	-	-	-	-	-

<sup>4</sup> NI indicates never installed. I indicates installed but never used. NP indicates no prosecutor's report.

<sup>5</sup> NR indicates not reported or could not be determined.

<sup>6</sup> Motions: G=Granted, D=Denied, P=Pending.

\* This wiretap was terminated during 1997 or earlier, but was not reported at that time because it was part of an ongoing investigation.

\*\*This wiretap was terminated during 1998, but was not reported at that time because it was part of an ongoing investigation.

REPORT BY JUDGES OF COURT-AUTHORIZED INTERCEPTS OF WIRE, ORAL, OR ELECTRONIC COMMUNICATIONS  
PURSUANT TO TITLE 18 U.S.C. 2519

A.O. Number	Authorizing Official		Offense Specified	Intercept		Date of Application and (Amendment)	Authorized Length		
	Judge	Prosecutor <sup>1</sup>		Type <sup>2</sup>	Place <sup>3</sup>		Original Order (Days)	Number of Extensions	Total Length (Days)
DOUGLAS									
1	HARTIGAN	JANSEN	NARCOTICS	P	S	12/09/1998	30	1	60
2	HARTIGAN	JANSEN	NARCOTICS	P	S	01/15/1999	30	-	30
3	HARTIGAN	JANSEN	NARCOTICS	P	S	03/29/1999	30	1	39
4	TROIA	JANSEN	NARCOTICS	E	O8	09/07/1999	30	1	60

<sup>1</sup> The prosecuting official authorized the filing of the application under provisions of the state's statute. (See Table 1 for this state's statutory citation.)

<sup>2</sup> Type: P=Phone Wire, M=Micro-Eavesdrop, E=Electronic, NR=Not Reported.

<sup>3</sup> Place: S=Single Family Dwelling, A=Apartment, M=Multiple Dwelling, B=Business, R=Roving, O=Other.

Other: 6=Automobile/Van, 7=Briefcase, 8=Cellular/Mobile Phone, 9=Cemetery, 10=Closed Circuit TV, 11=Container, 12=Digital Display Pager, 13=Facsimile, 14=Garage/Parking Lot, 15=Hospital, 16=Hotel Room/Motel Room, 17=Jail, 18=Mobile Home/Trailer, 19=Package/Cargo, 20=Pay Phone, 21=Pen Register, 22=Prison, 23=Social Club, 24=Storage, 25=Telefax, 26=Courthouse, 27=Street, 28=Computer, 29=School.

TABLE B-1  
STATE NEBRASKA

CALENDAR YEAR 1999

REPORT BY PROSECUTORS OF COURT-AUTHORIZED INTERCEPTS OF WIRE, ORAL, OR ELECTRONIC COMMUNICATIONS  
PURSUANT TO TITLE 18 U.S.C. 2519

A.O. Number	Number Of Days in Oper- ation <sup>4</sup>	Average Inter- cepts per Day	Number of <sup>5</sup>			Costs		Number of						
			Persons Inter- cepted	Intercepts	Incrim- inating Intercepts	Total Cost in \$	Other Than Manpower in \$	Arrests	Trials	Motions to Suppress Intercepts <sup>6</sup>			Persons Con- victed	
										G	D	P		
DOUGLAS														
1	56	28	18	1,551	381	RELATED TO NO. 2								
2	30	72	12	2,154	389	232,429	-	18	-	-	-	-	-	
3	39	89	32	3,455	945	106,178	-	4	-	-	1	-	1	
4	44	75	32	3,311	450	93,500	500	3	-	-	-	-	-	

<sup>4</sup> NI indicates never installed. I indicates installed but never used. NP indicates no prosecutor's report.

<sup>5</sup> NR indicates not reported or could not be determined.

<sup>6</sup> Motions: G=Granted, D=Denied, P=Pending.

\* This wiretap was terminated during 1997 or earlier, but was not reported at that time because it was part of an ongoing investigation.

\*\*This wiretap was terminated during 1998, but was not reported at that time because it was part of an ongoing investigation.



TABLE B-1  
STATE NEVADA

CALENDAR YEAR 1999

REPORT BY JUDGES OF COURT-AUTHORIZED INTERCEPTS OF WIRE, ORAL, OR ELECTRONIC COMMUNICATIONS  
PURSUANT TO TITLE 18 U.S.C. 2519

A.O. Number	Authorizing Official		Offense Specified	Intercept		Date of Application and (Amendment)	Authorized Length		
	Judge	Prosecutor <sup>1</sup>		Type <sup>2</sup>	Place <sup>3</sup>		Original Order (Days)	Number of Extensions	Total Length (Days)
CLARK									
1	SAITTA	BELL	MURDER	P	S	02/04/1999	30	-	30
2	CHERRY	BELL	NARCOTICS	E	O8	02/11/1999	30	-	30
3	GIBBONS	BELL	NARCOTICS	E	O8	08/17/1999	30	-	30
4	MOSLEY	BELL	BRIBERY	P	S	08/24/1999	30	-	30
5	MOSLEY	BELL	BRIBERY	P	S	08/24/1999	30	-	30
6	MOSLEY	BELL	BRIBERY	P	B	08/26/1999	30	-	30
7	PORTER	BELL	BRIBERY	P	S	08/31/1999	30	-	30
8	PORTER	BELL	BRIBERY	P	S	09/01/1999	30	-	30
9	VEGA	BELL	MURDER	P	A	11/23/1999	30	-	30

<sup>1</sup> The prosecuting official authorized the filing of the application under provisions of the state's statute. (See Table 1 for this state's statutory citation.)

<sup>2</sup> Type: P=Phone Wire, M=Micro-Eavesdrop, E=Electronic, NR=Not Reported.

<sup>3</sup> Place: S=Single Family Dwelling, A=Apartment, M=Multiple Dwelling, B=Business, R=Roving, O=Other.

Other: 6=Automobile/Van, 7=Briefcase, 8=Cellular/Mobile Phone, 9=Cemetery, 10=Closed Circuit TV, 11=Container, 12=Digital Display Pager, 13=Facsimile, 14=Garage/Parking Lot, 15=Hospital, 16=Hotel Room/Motel Room, 17=Jail, 18=Mobile Home/Trailer, 19=Package/Cargo, 20=Pay Phone, 21=Pen Register, 22=Prison, 23=Social Club, 24=Storage, 25=Telefax, 26=Courthouse, 27=Street, 28=Computer, 29=School.

TABLE B-1  
STATE NEVADA

CALENDAR YEAR 1999

REPORT BY PROSECUTORS OF COURT-AUTHORIZED INTERCEPTS OF WIRE, ORAL, OR ELECTRONIC COMMUNICATIONS  
PURSUANT TO TITLE 18 U.S.C. 2519

A.O. Number	Number Of Days in Oper- ation <sup>4</sup>	Average Inter- cepts per Day	Number of <sup>5</sup>			Costs		Number of					
			Persons Inter- cepted	Intercepts	Incrim- inating Intercepts	Total Cost in \$	Other Than Manpower in \$	Arrests	Trials	Motions to Suppress Intercepts <sup>6</sup>			Persons Con- victed
										G	D	P	
CLARK													
1	4	20	6	81	4	3,500	-	-	-	-	-	-	-
2	8	25	286	197	148	1,150	650	2	-	-	-	-	-
3	30	59	61	1,763	34	23,250	750	-	-	-	-	-	-
4	1	13	-	13	-	RELATED TO NO. 5							
5	5	33	-	163	-	2,800	-	-	-	-	-	-	-
6	16	73	10	1,161	-	22,400	-	-	-	-	-	-	-
7	16	11	3	169	-	RELATED TO NO. 6							
8	15	16	5	236	-	RELATED TO NO. 6							
9	7	47	117	332	-	14,588	2,988	-	-	-	-	-	-

<sup>4</sup> NI indicates never installed. I indicates installed but never used. NP indicates no prosecutor's report.

<sup>5</sup> NR indicates not reported or could not be determined.

<sup>6</sup> Motions: G=Granted, D=Denied, P=Pending.

\* This wiretap was terminated during 1997 or earlier, but was not reported at that time because it was part of an ongoing investigation.

\*\*This wiretap was terminated during 1998, but was not reported at that time because it was part of an ongoing investigation.

TABLE B-1

STATE NEW HAMPSHIRE

CALENDAR YEAR 1999

**REPORT BY JUDGES OF COURT-AUTHORIZED INTERCEPTS OF WIRE, ORAL, OR ELECTRONIC COMMUNICATIONS  
PURSUANT TO TITLE 18 U.S.C. 2519**

A.O. Number	Authorizing Official		Offense Specified	Intercept		Date of Application and (Amendment)	Authorized Length		
	Judge	Prosecutor <sup>1</sup>		Type <sup>2</sup>	Place <sup>3</sup>		Original Order (Days)	Number of Extensions	Total Length (Days)
STATE ATTORNEY GENERAL									
1	MCGUIRE	MCLAUGHLIN	NARCOTICS	E	O8	05/14/1999	10	4	50
2	MCGUIRE	MCLAUGHLIN	NARCOTICS	E	O8	05/14/1999	10	4	50
3	MCGUIRE	MCLAUGHLIN	NARCOTICS	P	S	05/14/1999	10	4	50
4	MCGUIRE	MCLAUGHLIN	NARCOTICS	P	B	05/14/1999	10	4	50
5	MCGUIRE	MCLAUGHLIN	NARCOTICS	P	S	06/17/1999	10	1	17
6	MANIAS	MCLAUGHLIN	NARCOTICS	E	O12	10/21/1999	10	2	30
7	MANIAS	MCLAUGHLIN	NARCOTICS	E	O8	10/21/1999	10	2	30
8	MCGUIRE	MCLAUGHLIN	NARCOTICS	E	O8	11/02/1999	10	1	20
9	MCGUIRE	MCLAUGHLIN	NARCOTICS	P	A	11/02/1999	10	1	20

<sup>1</sup> The prosecuting official authorized the filing of the application under provisions of the state's statute. (See Table 1 for this state's statutory citation.)

<sup>2</sup> Type: P=Phone Wire, M=Micro-Eavesdrop, E=Electronic, NR=Not Reported.

<sup>3</sup> Place: S=Single Family Dwelling, A=Apartment, M=Multiple Dwelling, B=Business, R=Roving, O=Other.

Other: 6=Automobile/Van, 7=Briefcase, 8=Cellular/Mobile Phone, 9=Cemetery, 10=Closed Circuit TV, 11=Container, 12=Digital Display Pager, 13=Facsimile, 14=Garage/Parking Lot, 15=Hospital, 16=Hotel Room/Motel Room, 17=Jail, 18=Mobile Home/Trailer, 19=Package/Cargo, 20=Pay Phone, 21=Pen Register, 22=Prison, 23=Social Club, 24=Storage, 25=Telefax, 26=Courthouse, 27=Street, 28=Computer, 29=School.

TABLE B-1

STATE NEW HAMPSHIRE

CALENDAR YEAR 1999

**REPORT BY PROSECUTORS OF COURT-AUTHORIZED INTERCEPTS OF WIRE, ORAL, OR ELECTRONIC COMMUNICATIONS  
PURSUANT TO TITLE 18 U.S.C. 2519**

A.O. Number	Number Of Days in Oper- ation <sup>4</sup>	Average Inter- cepts per Day	Number of <sup>5</sup>			Costs		Number of						
			Persons Inter- cepted	Intercepts	Incrim- inating Intercepts	Total Cost in \$	Other Than Manpower in \$	Arrests	Trials	Motions to Suppress Intercepts <sup>6</sup>			Persons Con- victed	
										G	D	P		
STATE ATTORNEY GENERAL														
1	50	4	171	213	12	RELATED TO NO. 3								
2	50	1	-	62	-	RELATED TO NO. 3								
3	50	80	2,002	3,980	340	125,294	2,849	-	-	-	-	-	-	
4	50	-	17	21	-	RELATED TO NO. 3								
5	15	10	23	157	9	RELATED TO NO. 3								
6	30	8	-	236	55	RELATED TO NO. 9								
7	27	42	720	1,135	384	RELATED TO NO. 9								
8	20	18	177	355	158	RELATED TO NO. 9								
9	20	46	455	910	50	82,902	914	-	-	-	-	-	-	

<sup>4</sup> NI indicates never installed. I indicates installed but never used. NP indicates no prosecutor's report.

<sup>5</sup> NR indicates not reported or could not be determined.

<sup>6</sup> Motions: G=Granted, D=Denied, P=Pending.

\* This wiretap was terminated during 1997 or earlier, but was not reported at that time because it was part of an ongoing investigation.

\*\*This wiretap was terminated during 1998, but was not reported at that time because it was part of an ongoing investigation.

TABLE B-1  
STATE NEW JERSEY

CALENDAR YEAR 1999

REPORT BY JUDGES OF COURT-AUTHORIZED INTERCEPTS OF WIRE, ORAL, OR ELECTRONIC COMMUNICATIONS  
PURSUANT TO TITLE 18 U.S.C. 2519

A.O. Number	Authorizing Official		Offense Specified	Intercept		Date of Application and (Amendment)	Authorized Length		
	Judge	Prosecutor <sup>1</sup>		Type <sup>2</sup>	Place <sup>3</sup>		Original Order (Days)	Number of Extensions	Total Length (Days)
BERGEN									
1	FALCONE	SCHMIDT	GAMBLING	E	O8	01/14/1999	20	-	20
2	FALCONE	SCHMIDT	GAMBLING	P	A	05/03/1999	20	-	20
1*	CIOLINO	BUCKLEY	GAMBLING	P	A	03/10/1997	30	-	30
2*	CIOLINO	BUCKLEY	GAMBLING	P	A	03/10/1997	30	-	30
3*	CIOLINO	BUCKLEY	GAMBLING	P	A	03/10/1997	30	-	30
4*	FALCONE	SCHMIDT	GAMBLING	PE	SO8	03/10/1997	30	3	120
13*	CIOLINO	BUCKLEY	GAMBLING	P	A	01/24/1997	20	-	20
14*	CIOLINO	BUCKLEY	GAMBLING	P	A	01/24/1997	20	2	40
15*	CIOLINO	BUCKLEY	GAMBLING	P	A	01/24/1997	20	2	40
16*	CIOLINO	BUCKLEY	GAMBLING	P	A	01/24/1997	20	2	40
17*	CIOLINO	BUCKLEY	GAMBLING	P	S	02/10/1997	20	1	30
18*	FALCONE	SCHMIDT	GAMBLING	P	S	04/08/1997	30	1	60
19*	FALCONE	SCHMIDT	USURY	PE	AO12	04/08/1997	30	2	90
20*	FALCONE	SCHMIDT	GAMBLING	P	S	07/11/1997	30	-	30
21*	FALCONE	SCHMIDT	GAMBLING	P	S	07/11/1997	30	-	30
22*	FALCONE	SCHMIDT	GAMBLING	P	O20	11/03/1997	30	-	30
8**	FALCONE	SCHMIDT	GAMBLING	M	B	03/25/1998	30	1	60
CAMDEN									
1	NATAL	SOLOMON	NARCOTICS	E	RO12	01/21/1999	30	-	30
2	NATAL	SOLOMON	NARCOTICS	P	S	01/22/1999	30	1	60
3	NATAL	SOLOMON	NARCOTICS	P	S	01/22/1999	30	1	60
4	NATAL	SOLOMON	NARCOTICS	E	RO8	01/25/1999	30	-	30
5	NATAL	SOLOMON	NARCOTICS	E	RO12	01/25/1999	30	-	30
6	NATAL	SOLOMON	GAMBLING	P	S	11/08/1999	20	-	20

<sup>1</sup> The prosecuting official authorized the filing of the application under provisions of the state's statute. (See Table 1 for this state's statutory citation.)

<sup>2</sup> Type: P=Phone Wire, M=Micro-Eavesdrop, E=Electronic, NR=Not Reported.

<sup>3</sup> Place: S=Single Family Dwelling, A=Apartment, M=Multiple Dwelling, B=Business, R=Roving, O=Other.

Other: 6=Automobile/Van, 7=Briefcase, 8=Cellular/Mobile Phone, 9=Cemetery, 10=Closed Circuit TV, 11=Container, 12=Digital Display Pager, 13=Facsimile, 14=Garage/Parking Lot, 15=Hospital, 16=Hotel Room/Motel Room, 17=Jail, 18=Mobile Home/Trailer, 19=Package/Cargo, 20=Pay Phone, 21=Pen Register, 22=Prison, 23=Social Club, 24=Storage, 25=Telefax, 26=Courthouse, 27=Street, 28=Computer, 29=School.

TABLE B-1  
STATE NEW JERSEY

CALENDAR YEAR 1999

REPORT BY PROSECUTORS OF COURT-AUTHORIZED INTERCEPTS OF WIRE, ORAL, OR ELECTRONIC COMMUNICATIONS  
PURSUANT TO TITLE 18 U.S.C. 2519

A.O. Number	Number Of Days in Oper- ation <sup>4</sup>	Average Inter- cepts per Day	Number of <sup>5</sup>			Costs		Number of					
			Persons Inter- cepted	Intercepts	Incrim- inating Intercepts	Total Cost in \$	Other Than Manpower in \$	Arrests	Trials	Motions to Suppress Intercepts <sup>6</sup>			Persons Con- victed
										G	D	P	
BERGEN													
1	NP	-	-	-	-	-	-	-	-	-	-	-	-
2	NP	-	-	-	-	-	-	-	-	-	-	-	-
1*	30	40	29	1,205	86	12,891	291	-	-	-	-	-	-
2*	30	6	15	183	22	12,891	291	-	-	-	-	-	-
3*	30	3	13	77	12	13,696	1,096	-	-	-	-	-	-
4*	116	27	48	3,144	698	47,829	3,169	-	-	-	-	-	-
13*	12	2	1	29	-	2,797	277	-	-	-	-	-	-
14*	37	11	26	424	48	13,257	307	-	-	-	-	-	-
15*	37	35	36	1,285	79	13,260	310	-	-	-	-	-	-
16*	40	4	17	151	27	15,160	1,160	-	-	-	-	-	-
17*	29	56	41	1,629	333	11,484	319	-	-	-	-	-	-
18*	58	23	35	1,349	98	18,607	337	1	-	-	-	-	-
19*	88	2	1	141	-	-	-	-	-	-	-	-	-
20*	15	13	13	197	5	4,472	272	-	-	-	-	-	-
21*	15	40	18	596	15	4,474	274	-	-	-	-	-	-
22*	16	14	5	231	1	20,478	318	-	-	-	-	-	-
8**	42	79	17	3,319	99	73,692	192	-	-	-	-	-	-
CAMDEN													
1	NP	-	-	-	-	-	-	-	-	-	-	-	-
2	NP	-	-	-	-	-	-	-	-	-	-	-	-
3	NP	-	-	-	-	-	-	-	-	-	-	-	-
4	NP	-	-	-	-	-	-	-	-	-	-	-	-
5	NP	-	-	-	-	-	-	-	-	-	-	-	-
6	6	90	1,074	537	8	17,020	2,500	-	-	-	-	-	-

<sup>4</sup> NI indicates never installed. I indicates installed but never used. NP indicates no prosecutor's report.

<sup>5</sup> NR indicates not reported or could not be determined.

<sup>6</sup> Motions: G=Granted, D=Denied, P=Pending.

\* This wiretap was terminated during 1997 or earlier, but was not reported at that time because it was part of an ongoing investigation.

\*\*This wiretap was terminated during 1998, but was not reported at that time because it was part of an ongoing investigation.

TABLE B-1  
STATE NEW JERSEY

CALENDAR YEAR 1999

REPORT BY JUDGES OF COURT-AUTHORIZED INTERCEPTS OF WIRE, ORAL, OR ELECTRONIC COMMUNICATIONS  
PURSUANT TO TITLE 18 U.S.C. 2519

A.O. Number	Authorizing Official		Offense Specified	Intercept		Date of Application and (Amendment)	Authorized Length		
	Judge	Prosecutor <sup>1</sup>		Type <sup>2</sup>	Place <sup>3</sup>		Original Order (Days)	Number of Extensions	Total Length (Days)
ESSEX									
1	VOLKERT	HURT	GAMBLING	P	A	01/14/1999	20	-	20
GLOUCESTER									
1	NATAL	YURICK	FIREARMS	P	S	09/13/1999	20	-	20
2	NATAL	YURICK	NARCOTICS	P	A	09/30/1999	20	-	20
HUDSON									
1	CALLAHAN	THEEMLING	NARCOTICS	P	S	10/16/1998	30	2	90
2	CALLAHAN	THEEMLING	NARCOTICS	P	S	10/16/1998	30	2	90
3	CALLAHAN	THEEMLING	NARCOTICS	E	O12	10/16/1998	30	2	90
4	CALLAHAN	THEEMLING	NARCOTICS	E	O8	11/06/1998	30	2	90
5	CALLAHAN	THEEMLING	NARCOTICS	E	O8	11/16/1998	30	2	90
6	CALLAHAN	THEEMLING	GAMBLING	P	B	09/22/1999	30	-	30
7	CALLAHAN	THEEMLING	NARCOTICS	E	O8	09/22/1999	30	2	90
8	CALLAHAN	THEEMLING	GAMBLING	E	O12	09/22/1999	30	2	90
9	CALLAHAN	THEEMLING	GAMBLING	E	O8	09/22/1999	30	-	30
10	CALLAHAN	THEEMLING	GAMBLING	E	O8	09/22/1999	30	-	30
11	CALLAHAN	THEEMLING	GAMBLING	E	O12	10/06/1999	30	1	60
12	CALLAHAN	THEEMLING	GAMBLING	E	O8	10/13/1999	30	1	60
2**	D'ITALIA	THEEMLING	NARCOTICS	E	O12	03/06/1998	20	2	40
3**	D'ITALIA	THEEMLING	NARCOTICS	P	A	04/07/1998	20	2	40
4**	D'ITALIA	THEEMLING	NARCOTICS	E	O12	04/23/1998	20	2	40
5**	D'ITALIA	THEEMLING	NARCOTICS	E	O12	04/24/1998	20	-	20
6**	D'ITALIA	THEEMLING	NARCOTICS	P	S	04/29/1998	20	2	40
7**	D'ITALIA	THEEMLING	NARCOTICS	E	O8	05/19/1998	20	-	20
8**	D'ITALIA	THEEMLING	NARCOTICS	P	B	05/26/1998	20	-	20
9**	CALLAHAN	THEEMLING	NARCOTICS	E	O12	08/19/1998	20	-	20

<sup>1</sup> The prosecuting official authorized the filing of the application under provisions of the state's statute. (See Table 1 for this state's statutory citation.)

<sup>2</sup> Type: P=Phone Wire, M=Micro-Eavesdrop, E=Electronic, NR=Not Reported.

<sup>3</sup> Place: S=Single Family Dwelling, A=Apartment, M=Multiple Dwelling, B=Business, R=Roving, O=Other.

Other: 6=Automobile/Van, 7=Briefcase, 8=Cellular/Mobile Phone, 9=Cemetery, 10=Closed Circuit TV, 11=Container, 12=Digital Display Pager, 13=Facsimile, 14=Garage/Parking Lot, 15=Hospital, 16=Hotel Room/Motel Room, 17=Jail, 18=Mobile Home/Trailer, 19=Package/Cargo, 20=Pay Phone, 21=Pen Register, 22=Prison, 23=Social Club, 24=Storage, 25=Telefax, 26=Courthouse, 27=Street, 28=Computer, 29=School.

TABLE B-1  
STATE NEW JERSEY

CALENDAR YEAR 1999

REPORT BY PROSECUTORS OF COURT-AUTHORIZED INTERCEPTS OF WIRE, ORAL, OR ELECTRONIC COMMUNICATIONS  
PURSUANT TO TITLE 18 U.S.C. 2519

A.O. Number	Number Of Days in Oper- ation <sup>4</sup>	Average Inter- cepts per Day	Number of <sup>5</sup>			Costs		Number of					
			Persons Inter- cepted	Intercepts	Incrim- inating Intercepts	Total Cost in \$	Other Than Manpower in \$	Arrests	Trials	Motions to Suppress Intercepts <sup>6</sup>			Persons Con- victed
										G	D	P	
ESSEX													
1	17	34	1,156	578	209	30,530	270	5	-	-	-	-	-
GLOUCESTER													
1	15	6	47	87	14	79,000	500	-	-	-	-	-	-
2	9	40	55	358	28	8,120	120	4	-	-	-	-	-
HUDSON													
1	68	22	30	1,518	13	RELATED TO NO. 2							
2	67	17	20	1,164	156	85,316	1,700	10	-	-	-	-	-
3	87	8	1	727	-	RELATED TO NO. 2							
4	72	4	15	309	72	RELATED TO NO. 2							
5	72	7	15	470	40	RELATED TO NO. 2							
6	NP	-	-	-	-	-	-	-	-	-	-	-	-
7	NP	-	-	-	-	-	-	-	-	-	-	-	-
8	NP	-	-	-	-	-	-	-	-	-	-	-	-
9	NP	-	-	-	-	-	-	-	-	-	-	-	-
10	NP	-	-	-	-	-	-	-	-	-	-	-	-
11	NP	-	-	-	-	-	-	-	-	-	-	-	-
12	NP	-	-	-	-	-	-	-	-	-	-	-	-
2**	40	12	1	491	-	RELATED TO NO. 6**							
3**	40	52	30	2,071	114	RELATED TO NO. 6**							
4**	37	14	1	530	-	RELATED TO NO. 6**							
5**	17	9	1	150	-	RELATED TO NO. 6**							
6**	40	58	50	2,309	138	81,970	850	20	-	-	-	-	-
7**	I	-	-	-	-	RELATED TO NO. 6**							
8**	17	55	60	940	26	RELATED TO NO. 6**							
9**	20	2	1	44	-	RELATED TO NO. 2							

<sup>4</sup> NI indicates never installed. I indicates installed but never used. NP indicates no prosecutor's report.

<sup>5</sup> NR indicates not reported or could not be determined.

<sup>6</sup> Motions: G=Granted, D=Denied, P=Pending.

\* This wiretap was terminated during 1997 or earlier, but was not reported at that time because it was part of an ongoing investigation.

\*\*This wiretap was terminated during 1998, but was not reported at that time because it was part of an ongoing investigation.



TABLE B-1  
STATE NEW JERSEY

CALENDAR YEAR 1999

REPORT BY JUDGES OF COURT-AUTHORIZED INTERCEPTS OF WIRE, ORAL, OR ELECTRONIC COMMUNICATIONS  
PURSUANT TO TITLE 18 U.S.C. 2519

A.O. Number	Authorizing Official		Offense Specified	Intercept		Date of Application and (Amendment)	Authorized Length		
	Judge	Prosecutor <sup>1</sup>		Type <sup>2</sup>	Place <sup>3</sup>		Original Order (Days)	Number of Extensions	Total Length (Days)
HUDSON (CONTINUED)									
10**	D'ITALIA	THEEMLING	GAMBLING	E	O12	01/14/1998	20	-	20
11**	D'ITALIA	THEEMLING	NARCOTICS	P	A	01/22/1998	20	1	30
HUNTERDON									
1	FEINBERG	RUBIN	NARCOTICS	P	R	08/04/1999	20	-	20
MERCER									
1	FEINBERG	GIAQUINTO	NARCOTICS	E	O12	04/14/1999	20	2	40
2	FEINBERG	GIAQUINTO	NARCOTICS	E	O8	06/03/1999	20	1	30
MIDDLESEX									
1	LONGHI	BERMAN	GAMBLING	P	R	01/13/1999	20	-	20
2	LONGHI	BERMAN	NARCOTICS	E	O8	02/10/1999	20	-	20
3	LONGHI	BERMAN	NARCOTICS	E	O8	03/23/1999	20	-	20
4	LONGHI	BERMAN	NARCOTICS	E	O8	03/23/1999	20	-	20
5	LONGHI	BERMAN	NARCOTICS	E	O8	03/23/1999	20	-	20
6	LONGHI	BERMAN	GAMBLING	P	S	04/22/1999	20	-	20
7	LONGHI	BERMAN	GAMBLING	P	S	04/22/1999	20	-	20
8	LONGHI	BERMAN	GAMBLING	P	S	10/18/1999	20	-	20
9	LONGHI	BERMAN	GAMBLING	P	S	10/18/1999	20	-	20
10	LONGHI	BERMAN	GAMBLING	P	S	12/06/1999	20	-	20
PASSAIC									
1	FALCONE	FAVA	NARCOTICS	E	O8	03/09/1999	30	1	60
2	FALCONE	FAVA	NARCOTICS	E	O8	03/22/1999	30	3	120
3	FALCONE	FAVA	NARCOTICS	E	O8	03/22/1999	30	2	90
4	FALCONE	FAVA	NARCOTICS	P	A	03/22/1999	30	3	120
5	CLARK	FAVA	NARCOTICS	E	O8	12/01/1999	20	-	20

<sup>1</sup> The prosecuting official authorized the filing of the application under provisions of the state's statute. (See Table 1 for this state's statutory citation.)

<sup>2</sup> Type: P=Phone Wire, M=Micro-Eavesdrop, E=Electronic, NR=Not Reported.

<sup>3</sup> Place: S=Single Family Dwelling, A=Apartment, M=Multiple Dwelling, B=Business, R=Roving, O=Other.

Other: 6=Automobile/Van, 7=Briefcase, 8=Cellular/Mobile Phone, 9=Cemetery, 10=Closed Circuit TV, 11=Container, 12=Digital Display Pager, 13=Facsimile, 14=Garage/Parking Lot, 15=Hospital, 16=Hotel Room/Motel Room, 17=Jail, 18=Mobile Home/Trailer, 19=Package/Cargo, 20=Pay Phone, 21=Pen Register, 22=Prison, 23=Social Club, 24=Storage, 25=Telefax, 26=Courthouse, 27=Street, 28=Computer, 29=School.

TABLE B-1  
STATE NEW JERSEY

CALENDAR YEAR 1999

REPORT BY PROSECUTORS OF COURT-AUTHORIZED INTERCEPTS OF WIRE, ORAL, OR ELECTRONIC COMMUNICATIONS  
PURSUANT TO TITLE 18 U.S.C. 2519

A.O. Number	Number Of Days in Oper- ation <sup>4</sup>	Average Inter- cepts per Day	Number of <sup>5</sup>			Costs		Number of					
			Persons Inter- cepted	Intercepts	Incrim- inating Intercepts	Total Cost in \$	Other Than Manpower in \$	Arrests	Trials	Motions to Suppress Intercepts <sup>6</sup>			Persons Con- victed
										G	D	P	
HUDSON (CONTINUED)													
10**	20	4	1	70	-	1,040	-	-	-	-	-	-	-
11**	30	69	40	2,069	257	37,640	200	8	-	-	-	-	-
HUNTERDON													
1	20	46	93	922	170	43,700	1,200	33	-	-	-	-	-
MERCER													
1	NP	-	-	-	-	-	-	-	-	-	-	-	-
2	NP	-	-	-	-	-	-	-	-	-	-	-	-
MIDDLESEX													
1	15	15	25	228	200	11,175	175	7	-	-	-	-	-
2	14	74	72	1,035	597	11,320	500	61	-	-	-	-	-
3	3	1	2	4	-	1,160	-	-	-	-	-	-	-
4	17	33	120	568	285	25,980	500	-	-	-	-	-	-
5	17	54	120	917	496	26,980	500	72	-	-	-	-	-
6	19	29	22	550	34	11,995	275	3	-	-	-	-	-
7	19	4	6	71	30	11,970	250	3	-	-	-	-	-
8	17	6	20	110	82	10,365	225	3	-	-	-	-	-
9	16	24	38	377	94	RELATED TO NO. 8							
10	9	30	12	273	10	8,270	30	2	-	-	-	-	-
PASSAIC													
1	58	5	32	311	86	336,200	8,200	-	-	-	-	-	-
2	111	84	154	9,286	2,856	RELATED TO NO. 1							
3	65	14	22	939	336	RELATED TO NO. 1							
4	92	24	21	2,219	385	RELATED TO NO. 1							
5	12	72	28	861	38	14,800	6,000	5	-	-	-	-	-

<sup>4</sup> NI indicates never installed. I indicates installed but never used. NP indicates no prosecutor's report.

<sup>5</sup> NR indicates not reported or could not be determined.

<sup>6</sup> Motions: G=Granted, D=Denied, P=Pending.

\* This wiretap was terminated during 1997 or earlier, but was not reported at that time because it was part of an ongoing investigation.

\*\*This wiretap was terminated during 1998, but was not reported at that time because it was part of an ongoing investigation.

TABLE B-1  
STATE NEW JERSEY

CALENDAR YEAR 1999

REPORT BY JUDGES OF COURT-AUTHORIZED INTERCEPTS OF WIRE, ORAL, OR ELECTRONIC COMMUNICATIONS  
PURSUANT TO TITLE 18 U.S.C. 2519

A.O. Number	Authorizing Official		Offense Specified	Intercept		Date of Application and (Amendment)	Authorized Length		
	Judge	Prosecutor <sup>1</sup>		Type <sup>2</sup>	Place <sup>3</sup>		Original Order (Days)	Number of Extensions	Total Length (Days)
SOMERSET									
1	FEINBERG	FORREST	NARCOTICS	E	O12	01/29/1999	20	-	20
2	FEINBERG	FORREST	NARCOTICS	P	S	02/11/1999	20	-	20
3	FEINBERG	FORREST	NARCOTICS	P	A	04/29/1999	20	-	20
4	FEINBERG	FORREST	NARCOTICS	E	O8	05/24/1999	20	-	20
5	FEINBERG	FORREST	NARCOTICS	E	O12	10/22/1999	20	2	40
6	FEINBERG	FORREST	NARCOTICS	E	O8	11/08/1999	20	1	30
7	FEINBERG	FORREST	NARCOTICS	P	A	11/15/1999	20	-	20
STATE ATTORNEY GENERAL									
1	FALCONE	VERNIERO	RACKETEERING	E	O12	11/04/1998	30	2	90
2	FALCONE	VERNIERO	RACKETEERING	E	O8	11/04/1998	30	2	90
3	FALCONE	VERNIERO	RACKETEERING	E	O8	11/09/1998	30	1	60
4	FALCONE	VERNIERO	RACKETEERING	E	O12	11/09/1998	30	1	60
5	FALCONE	VERNIERO	RACKETEERING	P	S	12/09/1998	30	-	30
6	FALCONE	VERNIERO	RACKETEERING	E	O12	12/09/1998	30	-	30
7	FALCONE	VERNIERO	RACKETEERING	P	S	12/09/1998	30	1	60
8	FALCONE	VERNIERO	RACKETEERING	E	O12	12/09/1998	30	1	60
9	FALCONE	VERNIERO	RACKETEERING	PE	BO8	01/29/1999	30	-	30
10	FALCONE	VERNIERO	RACKETEERING	P	B	01/29/1999	30	-	30
11	NATAL	VERNIERO	NARCOTICS	E	O12	04/19/1999	30	-	30
12	NATAL	VERNIERO	RACKETEERING	E	O12	04/19/1999	30	-	30
17**	CALLAHAN	VERNIERO	MURDER	P	S	02/03/1998	30	1	60
18**	CALLAHAN	VERNIERO	RACKETEERING	P	S	02/25/1998	30	-	30
19**	CALLAHAN	VERNIERO	RACKETEERING	P	S	02/25/1998	30	-	30
20**	CALLAHAN	VERNIERO	RACKETEERING	E	O12	02/25/1998	30	-	30

<sup>1</sup> The prosecuting official authorized the filing of the application under provisions of the state's statute. (See Table 1 for this state's statutory citation.)

<sup>2</sup> Type: P=Phone Wire, M=Micro-Eavesdrop, E=Electronic, NR=Not Reported.

<sup>3</sup> Place: S=Single Family Dwelling, A=Apartment, M=Multiple Dwelling, B=Business, R=Roving, O=Other.

Other: 6=Automobile/Van, 7=Briefcase, 8=Cellular/Mobile Phone, 9=Cemetery, 10=Closed Circuit TV, 11=Container, 12=Digital Display Pager, 13=Facsimile, 14=Garage/Parking Lot, 15=Hospital, 16=Hotel Room/Motel Room, 17=Jail, 18=Mobile Home/Trailer, 19=Package/Cargo, 20=Pay Phone, 21=Pen Register, 22=Prison, 23=Social Club, 24=Storage, 25=Telefax, 26=Courthouse, 27=Street, 28=Computer, 29=School.

TABLE B-1  
STATE NEW JERSEY

CALENDAR YEAR 1999

REPORT BY PROSECUTORS OF COURT-AUTHORIZED INTERCEPTS OF WIRE, ORAL, OR ELECTRONIC COMMUNICATIONS  
PURSUANT TO TITLE 18 U.S.C. 2519

A.O. Number	Number Of Days in Oper- ation <sup>4</sup>	Average Inter- cepts per Day	Number of <sup>5</sup>			Costs		Number of					
			Persons Inter- cepted	Intercepts	Incrim- inating Intercepts	Total Cost in \$	Other Than Manpower in \$	Arrests	Trials	Motions to Suppress Intercepts <sup>6</sup>			Persons Con- victed
										G	D	P	
SOMERSET													
1	20	7	28	137	NR	4,320	100	RELATED TO NO. 2					
2	17	150	35	2,545	250	58,965	200	18	-	-	-	-	10
3	14	14	31	202	35	24,745	200	3	-	-	-	-	-
4	11	71	NR	781	240	26,385	5,500	7	-	-	-	-	7
5	38	16	122	618	NR	7,885	95	RELATED TO NO. 6					
6	24	36	167	862	234	67,716	7,500	32	-	-	-	-	-
7	16	39	83	620	64	60,416	200	RELATED TO NO. 6					
STATE ATTORNEY GENERAL													
1	NP	-	-	-	-	-	-	-	-	-	-	-	-
2	NP	-	-	-	-	-	-	-	-	-	-	-	-
3	NP	-	-	-	-	-	-	-	-	-	-	-	-
4	NP	-	-	-	-	-	-	-	-	-	-	-	-
5	NP	-	-	-	-	-	-	-	-	-	-	-	-
6	NP	-	-	-	-	-	-	-	-	-	-	-	-
7	NP	-	-	-	-	-	-	-	-	-	-	-	-
8	NP	-	-	-	-	-	-	-	-	-	-	-	-
9	NP	-	-	-	-	-	-	-	-	-	-	-	-
10	NP	-	-	-	-	-	-	-	-	-	-	-	-
11	NP	-	-	-	-	-	-	-	-	-	-	-	-
12	NP	-	-	-	-	-	-	-	-	-	-	-	-
17**	NP	-	-	-	-	-	-	-	-	-	-	-	-
18**	NP	-	-	-	-	-	-	-	-	-	-	-	-
19**	NP	-	-	-	-	-	-	-	-	-	-	-	-
20**	NP	-	-	-	-	-	-	-	-	-	-	-	-

<sup>4</sup> NI indicates never installed. I indicates installed but never used. NP indicates no prosecutor's report.

<sup>5</sup> NR indicates not reported or could not be determined.

<sup>6</sup> Motions: G=Granted, D=Denied, P=Pending.

\* This wiretap was terminated during 1997 or earlier, but was not reported at that time because it was part of an ongoing investigation.

\*\*This wiretap was terminated during 1998, but was not reported at that time because it was part of an ongoing investigation.

TABLE B-1  
STATE NEW JERSEY

CALENDAR YEAR 1999

REPORT BY JUDGES OF COURT-AUTHORIZED INTERCEPTS OF WIRE, ORAL, OR ELECTRONIC COMMUNICATIONS  
PURSUANT TO TITLE 18 U.S.C. 2519

A.O. Number	Authorizing Official		Offense Specified	Intercept		Date of Application and (Amendment)	Authorized Length		
	Judge	Prosecutor <sup>1</sup>		Type <sup>2</sup>	Place <sup>3</sup>		Original Order (Days)	Number of Extensions	Total Length (Days)
STATE ATTORNEY GENERAL (CONTINUED)									
21**	CALLAHAN	VERNIERO	RACKETEERING	P	S	02/25/1998	30	-	30
22**	COHEN	VERNIERO	RACKETEERING	P	S	06/04/1998	30	-	30
23**	COHEN	VERNIERO	RACKETEERING	E	O12	08/18/1998	30	-	30
24**	CALLAHAN	VERNIERO	RACKETEERING	E	O12	11/20/1998	30	-	30
UNION									
1	VOLKERT	MANAHAN	NARCOTICS	E	O12	01/13/1999	20	-	20
2	VOLKERT	MANAHAN	NARCOTICS	PE	AO8	01/13/1999	20	2	40
3	VOLKERT	MANAHAN	NARCOTICS	E	O8	02/10/1999	20	-	20
4	VOLKERT	MANAHAN	NARCOTICS	E	O12	05/25/1999	20	-	20
5	VOLKERT	MANAHAN	NARCOTICS	P	A	06/23/1999	20	-	20
6	VOLKERT	MANAHAN	NARCOTICS	E	O12	07/09/1999	20	-	20
7	VOLKERT	MANAHAN	NARCOTICS	E	O12	07/09/1999	20	-	20
8	FALCONE	MANAHAN	NARCOTICS	PE	AO8	10/15/1999	20	1	30
9	FALCONE	MANAHAN	NARCOTICS	PE	AO12	10/15/1999	20	1	30
10	FALCONE	MANAHAN	NARCOTICS	PE	AO12	10/15/1999	20	1	30
11	FALCONE	MANAHAN	NARCOTICS	PE	AO8	11/10/1999	20	-	20

<sup>1</sup> The prosecuting official authorized the filing of the application under provisions of the state's statute. (See Table 1 for this state's statutory citation.)

<sup>2</sup> Type: P=Phone Wire, M=Micro-Eavesdrop, E=Electronic, NR=Not Reported.

<sup>3</sup> Place: S=Single Family Dwelling, A=Apartment, M=Multiple Dwelling, B=Business, R=Roving, O=Other.

Other: 6=Automobile/Van, 7=Briefcase, 8=Cellular/Mobile Phone, 9=Cemetery, 10=Closed Circuit TV, 11=Container, 12=Digital Display Pager, 13=Facsimile, 14=Garage/Parking Lot, 15=Hospital, 16=Hotel Room/Motel Room, 17=Jail, 18=Mobile Home/Trailer, 19=Package/Cargo, 20=Pay Phone, 21=Pen Register, 22=Prison, 23=Social Club, 24=Storage, 25=Telefax, 26=Courthouse, 27=Street, 28=Computer, 29=School.

TABLE B-1  
STATE NEW JERSEY

CALENDAR YEAR 1999

REPORT BY PROSECUTORS OF COURT-AUTHORIZED INTERCEPTS OF WIRE, ORAL, OR ELECTRONIC COMMUNICATIONS  
PURSUANT TO TITLE 18 U.S.C. 2519

A.O. Number	Number Of Days in Oper- ation <sup>4</sup>	Average Inter- cepts per Day	Number of <sup>5</sup>			Costs		Number of						
			Persons Inter- cepted	Intercepts	Incrim- inating Intercepts	Total Cost in \$	Other Than Manpower in \$	Arrests	Trials	Motions to Suppress Intercepts <sup>6</sup>			Persons Con- victed	
										G	D	P		
STATE ATTORNEY GENERAL (CONTINUED)														
21**	NP	-	-	-	-	-	-	-	-	-	-	-	-	-
22**	NP	-	-	-	-	-	-	-	-	-	-	-	-	-
23**	NP	-	-	-	-	-	-	-	-	-	-	-	-	-
24**	NP	-	-	-	-	-	-	-	-	-	-	-	-	-
UNION														
1	20	10	NR	197	NR	RELATED TO NO. 2								
2	40	135	30	5,418	4,063	202,490	7,610	24	-	-	-	-	-	-
3	13	22	3	292	1	RELATED TO NO. 2								
4	20	3	NR	67	NR	RELATED TO NO. 5								
5	20	16	8	318	16	99,434	1,994	-	-	-	-	-	-	-
6	20	9	NR	188	NR	1,000	-	RELATED TO NO. 8						
7	20	6	NR	113	NR	RELATED TO NO. 6			RELATED TO NO. 8					
8	29	65	20	1,881	1,410	143,988	2,700	14	-	-	-	-	-	-
9	29	18	NR	531	NR	RELATED TO NO. 8								
10	29	6	NR	170	NR	RELATED TO NO. 8								
11	13	46	3	599	60	RELATED TO NO. 8								

<sup>4</sup> NI indicates never installed. I indicates installed but never used. NP indicates no prosecutor's report.

<sup>5</sup> NR indicates not reported or could not be determined.

<sup>6</sup> Motions: G=Granted, D=Denied, P=Pending.

\* This wiretap was terminated during 1997 or earlier, but was not reported at that time because it was part of an ongoing investigation.

\*\*This wiretap was terminated during 1998, but was not reported at that time because it was part of an ongoing investigation.

TABLE B-1  
STATE NEW YORK

CALENDAR YEAR 1999

REPORT BY JUDGES OF COURT-AUTHORIZED INTERCEPTS OF WIRE, ORAL, OR ELECTRONIC COMMUNICATIONS  
PURSUANT TO TITLE 18 U.S.C. 2519

A.O. Number	Authorizing Official		Offense Specified	Intercept		Date of Application and (Amendment)	Authorized Length		
	Judge	Prosecutor <sup>1</sup>		Type <sup>2</sup>	Place <sup>3</sup>		Original Order (Days)	Number of Extensions	Total Length (Days)
BRONX									
1	BERNSTEIN	JOHNSON	BRIBERY	PE	AO8	02/10/1999	30	1	60
2	MOORE	JOHNSON	RACKETEERING	P	SB	06/14/1999	30	2	90
3	ALVARADO	JOHNSON	MURDER	P	A	09/04/1999	30	-	30
4	ALVARADO	JOHNSON	MURDER	E	O8	09/17/1999	30	-	30
5	SULLIVAN	JOHNSON	KIDNAPPING	E	O8	10/18/1999	30	-	30
1**	SULLIVAN	JOHNSON	NARCOTICS	P	A	12/05/1997	30	1	60
2**	SULLIVAN	JOHNSON	NARCOTICS	P	O20	12/05/1997	30	3	120
3**	SULLIVAN	JOHNSON	NARCOTICS	E	O12	12/05/1997	30	4	150
4**	SULLIVAN	JOHNSON	NARCOTICS	P	O20	12/05/1997	30	11	360
5**	SULLIVAN	JOHNSON	NARCOTICS	P	S	02/10/1998	30	2	90
6**	SULLIVAN	JOHNSON	NARCOTICS	P	S	02/10/1998	30	9	300
7**	SULLIVAN	JOHNSON	NARCOTICS	E	O12	03/23/1998	30	1	60
8**	SULLIVAN	JOHNSON	NARCOTICS	E	O12	05/07/1998	30	-	30
9**	SULLIVAN	JOHNSON	NARCOTICS	E	O12	05/07/1998	30	1	60
10**	SULLIVAN	JOHNSON	NARCOTICS	E	O12	05/07/1998	30	6	210
11**	SULLIVAN	JOHNSON	NARCOTICS	P	A	05/07/1998	30	4	150
12**	SULLIVAN	JOHNSON	NARCOTICS	P	A	05/07/1998	30	3	120
13**	SULLIVAN	JOHNSON	NARCOTICS	E	O12	06/30/1998	30	3	120
14**	SULLIVAN	JOHNSON	NARCOTICS	P	A	06/30/1998	30	4	150
15**	SULLIVAN	JOHNSON	NARCOTICS	E	O8	07/30/1998	30	3	120
16**	SULLIVAN	JOHNSON	NARCOTICS	E	O8	07/30/1998	30	3	120
17**	SULLIVAN	JOHNSON	NARCOTICS	E	O8	07/30/1998	30	3	120
18**	SULLIVAN	JOHNSON	NARCOTICS	E	O8	07/30/1998	30	3	120
19**	SULLIVAN	JOHNSON	NARCOTICS	E	O8	09/11/1998	30	2	90
20**	SULLIVAN	JOHNSON	NARCOTICS	E	O8	09/23/1998	30	1	60

<sup>1</sup> The prosecuting official authorized the filing of the application under provisions of the state's statute. (See Table 1 for this state's statutory citation.)

<sup>2</sup> Type: P=Phone Wire, M=Micro-Eavesdrop, E=Electronic, NR=Not Reported.

<sup>3</sup> Place: S=Single Family Dwelling, A=Apartment, M=Multiple Dwelling, B=Business, R=Roving, O=Other.

Other: 6=Automobile/Van, 7=Briefcase, 8=Cellular/Mobile Phone, 9=Cemetery, 10=Closed Circuit TV, 11=Container, 12=Digital Display Pager, 13=Facsimile, 14=Garage/Parking Lot, 15=Hospital, 16=Hotel Room/Motel Room, 17=Jail, 18=Mobile Home/Trailer, 19=Package/Cargo, 20=Pay Phone, 21=Pen Register, 22=Prison, 23=Social Club, 24=Storage, 25=Telefax, 26=Courthouse, 27=Street, 28=Computer, 29=School.

TABLE B-1  
STATE NEW YORK

CALENDAR YEAR 1999

REPORT BY PROSECUTORS OF COURT-AUTHORIZED INTERCEPTS OF WIRE, ORAL, OR ELECTRONIC COMMUNICATIONS  
PURSUANT TO TITLE 18 U.S.C. 2519

A.O. Number	Number Of Days in Oper- ation <sup>4</sup>	Average Inter- cepts per Day	Number of <sup>5</sup>			Costs		Number of					
			Persons Inter- cepted	Intercepts	Incrim- inating Intercepts	Total Cost in \$	Other Than Manpower in \$	Arrests	Trials	Motions to Suppress Intercepts <sup>6</sup>			Persons Con- victed
										G	D	P	
BRONX													
1	56	12	1,344	672	-	38,663	-	-	-	-	-	-	-
2	64	286	35,022	18,326	196	114,660	-	-	-	-	-	-	-
3	30	32	150	966	75	42,638	-	-	-	-	-	-	-
4	20	69	288	1,385	49	2,843	-	-	-	-	-	-	-
5	12	-	1	1	1	1,664	-	5	-	-	-	-	-
1**	46	98	10	4,487	500	42,138	304	RELATED TO NO. 4**					
2**	120	53	35	6,316	550	113,302	531	RELATED TO NO. 4**					
3**	141	21	NR	2,942	NR	RELATED TO NO. 4**							
4**	332	116	50	38,624	3,500	263,133	1,039	55	-	-	-	-	49
5**	71	121	10	8,618	750	65,043	473	RELATED TO NO. 4**					
6**	272	33	12	9,082	950	249,045	1,677	RELATED TO NO. 4**					
7**	59	18	NR	1,043	NR	RELATED TO NO. 4**							
8**	28	15	NR	420	NR	RELATED TO NO. 4**							
9**	49	4	NR	217	NR	RELATED TO NO. 4**							
10**	199	21	NR	4,260	NR	RELATED TO NO. 4**							
11**	129	17	12	2,182	250	118,127	809	RELATED TO NO. 4**					
12**	115	65	8	7,515	650	105,314	728	RELATED TO NO. 4**					
13**	120	7	NR	814	NR	RELATED TO NO. 4**							
14**	133	27	10	3,561	400	121,800	845	RELATED TO NO. 4**					
15**	105	4	6	386	45	96,149	658	RELATED TO NO. 4**					
16**	105	3	10	331	50	RELATED TO NO. 15**			RELATED TO NO. 4**				
17**	105	1	5	118	10	RELATED TO NO. 15**			RELATED TO NO. 4**				
18**	105	-	6	43	8	RELATED TO NO. 15**			RELATED TO NO. 4**				
19**	63	12	6	782	80	57,702	407	RELATED TO NO. 4**					
20**	51	15	8	745	85	46,726	345	RELATED TO NO. 4**					

<sup>4</sup> NI indicates never installed. I indicates installed but never used. NP indicates no prosecutor's report.

<sup>5</sup> NR indicates not reported or could not be determined.

<sup>6</sup> Motions: G=Granted, D=Denied, P=Pending.

\* This wiretap was terminated during 1997 or earlier, but was not reported at that time because it was part of an ongoing investigation.

\*\*This wiretap was terminated during 1998, but was not reported at that time because it was part of an ongoing investigation.



TABLE B-1  
STATE NEW YORK

CALENDAR YEAR 1999

REPORT BY JUDGES OF COURT-AUTHORIZED INTERCEPTS OF WIRE, ORAL, OR ELECTRONIC COMMUNICATIONS  
PURSUANT TO TITLE 18 U.S.C. 2519

A.O. Number	Authorizing Official		Offense Specified	Intercept		Date of Application and (Amendment)	Authorized Length		
	Judge	Prosecutor <sup>1</sup>		Type <sup>2</sup>	Place <sup>3</sup>		Original Order (Days)	Number of Extensions	Total Length (Days)
BRONX (CONTINUED)									
21**	SULLIVAN	JOHNSON	NARCOTICS	E	O8	10/05/1998	30	1	60
KINGS									
1	FIRETOG	HYNES	USURY	E	O28	11/23/1998	30	1	60
2	FIRETOG	HYNES	USURY	M	B	11/23/1998	30	1	60
3	FIRETOG	HYNES	USURY	M	O27	11/23/1998	30	1	60
4	FIRETOG	HYNES	USURY	P	A	01/13/1999	30	5	180
5	FIRETOG	HYNES	USURY	E	O8	02/19/1999	30	4	150
6	SULLIVAN	HYNES	NARCOTICS	P	A	04/01/1999	30	2	90
7	FIRETOG	HYNES	USURY	P	S	04/26/1999	30	-	30
8	JUVILER	HYNES	ASSAULT	P	A	05/07/1999	30	-	30
9	SULLIVAN	HYNES	NARCOTICS	E	O8	05/25/1999	30	-	30
10	FIRETOG	HYNES	GAMBLING	P	A	06/04/1999	30	-	30
11	FIRETOG	HYNES	GAMBLING	P	A	06/04/1999	30	-	30
12	SULLIVAN	HYNES	NARCOTICS	E	O8	06/23/1999	30	-	30
13	FIRETOG	HYNES	NARCOTICS	E	O8	06/24/1999	30	1	60
14	JUVILER	HYNES	THEFT	P	S	09/08/1999	30	-	30
15	JUVILER	HYNES	THEFT	E	O8	10/01/1999	30	-	30
16	JUVILER	HYNES	THEFT	E	O12	10/01/1999	30	-	30
MADISON									
1	DISTEFANO	CERIO	GAMBLING	P	SB	03/04/1999	30	1	60
MONROE									
1	CONNELL	RELIN	NARCOTICS	P	S	05/17/1999	30	-	30
2	CONNELL	RELIN	NARCOTICS	P	S	05/17/1999	30	-	30
3	MARKS	RELIN	NARCOTICS	P	S	10/05/1999	30	-	30
4	MARKS	RELIN	NARCOTICS	P	S	10/05/1999	30	1	60
5	MARKS	RELIN	NARCOTICS	E	O8	11/10/1999	30	-	30

<sup>1</sup> The prosecuting official authorized the filing of the application under provisions of the state's statute. (See Table 1 for this state's statutory citation.)

<sup>2</sup> Type: P=Phone Wire, M=Micro-Eavesdrop, E=Electronic, NR=Not Reported.

<sup>3</sup> Place: S=Single Family Dwelling, A=Apartment, M=Multiple Dwelling, B=Business, R=Roving, O=Other.

Other: 6=Automobile/Van, 7=Briefcase, 8=Cellular/Mobile Phone, 9=Cemetery, 10=Closed Circuit TV, 11=Container, 12=Digital Display Pager, 13=Facsimile, 14=Garage/Parking Lot, 15=Hospital, 16=Hotel Room/Motel Room, 17=Jail, 18=Mobile Home/Trailer, 19=Package/Cargo, 20=Pay Phone, 21=Pen Register, 22=Prison, 23=Social Club, 24=Storage, 25=Telefax, 26=Courthouse, 27=Street, 28=Computer, 29=School.

TABLE B-1  
STATE NEW YORK

CALENDAR YEAR 1999

REPORT BY PROSECUTORS OF COURT-AUTHORIZED INTERCEPTS OF WIRE, ORAL, OR ELECTRONIC COMMUNICATIONS  
PURSUANT TO TITLE 18 U.S.C. 2519

A.O. Number	Number Of Days in Oper- ation <sup>4</sup>	Average Inter- cepts per Day	Number of <sup>5</sup>			Costs		Number of					
			Persons Inter- cepted	Intercepts	Incrim- inating Intercepts	Total Cost in \$	Other Than Manpower in \$	Arrests	Trials	Motions to Suppress Intercepts <sup>6</sup>			Persons Con- victed
										G	D	P	
BRONX (CONTINUED)													
21**	39	7	8	254	35	8,438	253	RELATED TO NO. 4**					
KINGS													
1	50	5	15	250	25	60,000	-	11	-	-	-	-	-
2	50	5	15	250	25	RELATED TO NO. 1							
3	47	2	25	100	10	56,400	-	RELATED TO NO. 1					
4	153	47	120	7,192	6,900	183,600	-	RELATED TO NO. 1					
5	129	22	90	2,800	2,500	154,800	-	RELATED TO NO. 1					
6	63	41	320	2,580	85	75,600	-	7	-	-	-	-	6
7	27	39	25	1,052	25	32,400	-	7	-	-	-	-	-
8	28	143	200	4,000	3,000	33,600	-	28	-	-	3	-	21
9	NI	-	-	-	-	-	-	-	-	-	-	-	-
10	20	80	75	1,594	1,350	12,000	-	6	-	-	-	-	-
11	20	87	75	1,734	1,500	RELATED TO NO. 10							
12	14	11	25	153	10	16,800	-	-	-	-	-	-	-
13	50	2	55	101	55	-	-	4	-	-	-	-	3
14	27	51	7	1,390	2	19,600	-	-	-	-	-	-	-
15	I	-	-	-	-	1,600	-	-	-	-	-	-	-
16	26	1	4	30	-	5,200	-	-	-	-	-	-	-
MADISON													
1	41	64	7	2,626	30	66,000	1,000	2	-	-	-	-	2
MONROE													
1	NP	-	-	-	-	-	-	-	-	-	-	-	-
2	NP	-	-	-	-	-	-	-	-	-	-	-	-
3	NP	-	-	-	-	-	-	-	-	-	-	-	-
4	NP	-	-	-	-	-	-	-	-	-	-	-	-
5	NP	-	-	-	-	-	-	-	-	-	-	-	-

<sup>4</sup> NI indicates never installed. I indicates installed but never used. NP indicates no prosecutor's report.

<sup>5</sup> NR indicates not reported or could not be determined.

<sup>6</sup> Motions: G=Granted, D=Denied, P=Pending.

\* This wiretap was terminated during 1997 or earlier, but was not reported at that time because it was part of an ongoing investigation.

\*\*This wiretap was terminated during 1998, but was not reported at that time because it was part of an ongoing investigation.

TABLE B-1  
STATE NEW YORK

CALENDAR YEAR 1999

REPORT BY JUDGES OF COURT-AUTHORIZED INTERCEPTS OF WIRE, ORAL, OR ELECTRONIC COMMUNICATIONS  
PURSUANT TO TITLE 18 U.S.C. 2519

A.O. Number	Authorizing Official		Offense Specified	Intercept		Date of Application and (Amendment)	Authorized Length		
	Judge	Prosecutor <sup>1</sup>		Type <sup>2</sup>	Place <sup>3</sup>		Original Order (Days)	Number of Extensions	Total Length (Days)
NASSAU									
1	GALASSO	DILLON	NARCOTICS	PE	SO12	12/02/1998	30	1	60
2	GALASSO	DILLON	NARCOTICS	PE	SO12	12/02/1998	30	1	60
3	GALASSO	DILLON	NARCOTICS	M	O17	01/05/1999	7	-	7
4	LAPERA	DILLON	GAMBLING	P	S	01/25/1999	30	-	30
5	MCGINITY	DILLON	GAMBLING	PE	AO8	01/27/1999	30	2	90
6	BELFI	DILLON	GAMBLING	PE	SO8	02/02/1999	30	1	60
7	ORENSTEIN	DILLON	GAMBLING	P	S	03/17/1999	30	-	30
8	PALMIERI	DILLON	MURDER	E	O12	03/29/1999	30	-	30
9	MCGINITY	DILLON	GAMBLING	PE	SAO12	05/27/1999	30	-	30
10	COTTER	LEVINSON	MURDER	E	O8	07/27/1999	30	-	30
11	MCGINITY	DILLON	NARCOTICS	PE	SAO12	07/29/1999	30	1	60
12	FEURERSTEIN	LEVINSON	GAMBLING	P	A	10/19/1999	30	-	30
13	GALASSO	LEVINSON	LARCENY	E	O8	10/20/1999	30	-	30
14	GULOTTA	DILLON	NARCOTICS	PE	SO12	11/08/1999	30	-	30
NEW YORK									
1	SULLIVAN	MORGENTHAU	RACKETEERING	E	RO8	04/06/1998	30	16	510
2	SULLIVAN	MORGENTHAU	RACKETEERING	E	RO12	04/06/1998	30	16	510
3	SULLIVAN	MORGENTHAU	RACKETEERING	E	RO12	04/06/1998	30	16	510
4	SULLIVAN	MORGENTHAU	RACKETEERING	E	RO8	04/06/1998	30	16	510
5	ALTMAN	MORGENTHAU	BRIBERY	P	B	04/24/1998	30	8	270
6	SULLIVAN	MORGENTHAU	RACKETEERING	E	RO8	06/30/1998	30	16	510
7	SULLIVAN	MORGENTHAU	RACKETEERING	E	RO12	07/28/1998	30	14	450
8	SULLIVAN	MORGENTHAU	RACKETEERING	E	RO8	07/28/1998	30	7	240
9	SULLIVAN	MORGENTHAU	RACKETEERING	E	RO8	08/25/1998	30	14	450
10	SULLIVAN	MORGENTHAU	RACKETEERING	E	RO12	08/25/1998	30	10	330

<sup>1</sup> The prosecuting official authorized the filing of the application under provisions of the state's statute. (See Table 1 for this state's statutory citation.)

<sup>2</sup> Type: P=Phone Wire, M=Micro-Eavesdrop, E=Electronic, NR=Not Reported.

<sup>3</sup> Place: S=Single Family Dwelling, A=Apartment, M=Multiple Dwelling, B=Business, R=Roving, O=Other.

Other: 6=Automobile/Van, 7=Briefcase, 8=Cellular/Mobile Phone, 9=Cemetery, 10=Closed Circuit TV, 11=Container, 12=Digital Display Pager, 13=Facsimile, 14=Garage/Parking Lot, 15=Hospital, 16=Hotel Room/Motel Room, 17=Jail, 18=Mobile Home/Trailer, 19=Package/Cargo, 20=Pay Phone, 21=Pen Register, 22=Prison, 23=Social Club, 24=Storage, 25=Telefax, 26=Courthouse, 27=Street, 28=Computer, 29=School.

TABLE B-1  
STATE NEW YORK

CALENDAR YEAR 1999

REPORT BY PROSECUTORS OF COURT-AUTHORIZED INTERCEPTS OF WIRE, ORAL, OR ELECTRONIC COMMUNICATIONS  
PURSUANT TO TITLE 18 U.S.C. 2519

A.O. Number	Number Of Days in Oper- ation <sup>4</sup>	Average Inter- cepts per Day	Number of <sup>5</sup>			Costs		Number of					
			Persons Inter- cepted	Intercepts	Incrim- inating Intercepts	Total Cost in \$	Other Than Manpower in \$	Arrests	Trials	Motions to Suppress Intercepts <sup>6</sup>			Persons Con- victed
										G	D	P	
NASSAU													
1	37	49	25	1,820	454	53,630	350	6	-	-	-	-	-
2	50	189	56	9,427	4,898	72,750	750	10	-	-	-	-	6
3	1	-	-	-	-	450	-	-	-	-	-	-	-
4	18	135	50	2,423	2,001	26,342	422	10	-	-	-	-	-
5	79	15	24	1,155	359	229,044	1,524	3	-	-	-	-	-
6	38	66	65	2,511	1,700	82,856	776	15	-	-	-	-	-
7	9	28	10	254	252	19,983	543	3	-	-	-	-	1
8	29	3	2	81	-	-	-	-	-	-	-	-	-
9	13	31	11	402	366	38,023	583	4	-	-	-	-	-
10	2	6	5	12	1	184	4	-	-	-	-	-	-
11	59	101	25	5,941	762	127,908	468	3	-	-	-	-	-
12	14	44	43	609	589	20,566	406	3	-	-	-	-	-
13	12	1	5	13	9	17,654	374	3	-	-	-	-	-
14	26	99	40	2,567	639	37,842	402	5	-	-	-	-	-
NEW YORK													
1	510	24	9,000	12,475	2,742	RELATED TO NO. 4							
2	510	4	1,000	1,817	200	RELATED TO NO. 4							
3	510	10	2,200	4,916	150	RELATED TO NO. 4							
4	510	27	11,250	13,540	5,416	2,000,000	96,000	-	-	-	-	-	-
5	238	168	145	40,032	879	76,000	4,000	-	-	-	-	-	-
6	510	11	1,500	5,539	1,107	RELATED TO NO. 4							
7	450	7	1,100	3,230	112	RELATED TO NO. 4							
8	240	3	450	769	154	RELATED TO NO. 4							
9	450	1	300	390	75	RELATED TO NO. 4							
10	330	8	2,460	2,516	115	RELATED TO NO. 4							

<sup>4</sup> NI indicates never installed. I indicates installed but never used. NP indicates no prosecutor's report.

<sup>5</sup> NR indicates not reported or could not be determined.

<sup>6</sup> Motions: G=Granted, D=Denied, P=Pending.

\* This wiretap was terminated during 1997 or earlier, but was not reported at that time because it was part of an ongoing investigation.

\*\*This wiretap was terminated during 1998, but was not reported at that time because it was part of an ongoing investigation.

TABLE B-1  
STATE NEW YORK

CALENDAR YEAR 1999

REPORT BY JUDGES OF COURT-AUTHORIZED INTERCEPTS OF WIRE, ORAL, OR ELECTRONIC COMMUNICATIONS  
PURSUANT TO TITLE 18 U.S.C. 2519

A.O. Number	Authorizing Official		Offense Specified	Intercept		Date of Application and (Amendment)	Authorized Length		
	Judge	Prosecutor <sup>1</sup>		Type <sup>2</sup>	Place <sup>3</sup>		Original Order (Days)	Number of Extensions	Total Length (Days)
NEW YORK (CONTINUED)									
11	SULLIVAN	MORGENTHAU	RACKETEERING	E	RO8	08/25/1998	30	10	330
12	ALTMAN	MORGENTHAU	BRIBERY	P	S	09/24/1998	30	12	390
13	ALTMAN	MORGENTHAU	BRIBERY	E	O8	09/24/1998	30	6	210
14	SULLIVAN	MORGENTHAU	RACKETEERING	E	RO12	10/20/1998	30	3	120
15	SULLIVAN	MORGENTHAU	RACKETEERING	E	RO8	10/20/1998	30	12	390
16	SULLIVAN	MORGENTHAU	RACKETEERING	E	RO8	10/20/1998	30	12	390
17	SULLIVAN	MORGENTHAU	RACKETEERING	E	RO8	10/20/1998	30	4	150
18	ALTMAN	MORGENTHAU	BRIBERY	E	O8	10/23/1998	30	5	180
19	SULLIVAN	MORGENTHAU	RACKETEERING	E	RO12	11/17/1998	30	4	150
20	SULLIVAN	MORGENTHAU	RACKETEERING	E	RO8	11/17/1998	30	7	240
21	SULLIVAN	MORGENTHAU	RACKETEERING	E	RO12	11/17/1998	30	8	270
22	SULLIVAN	MORGENTHAU	RACKETEERING	E	RO12	11/17/1998	30	2	90
23	SULLIVAN	MORGENTHAU	RACKETEERING	E	RO8	11/23/1998	30	7	240
24	SULLIVAN	MORGENTHAU	RACKETEERING	E	RO8	12/15/1998	30	6	210
25	SULLIVAN	MORGENTHAU	RACKETEERING	E	RO12	12/15/1998	30	7	240
26	SULLIVAN	MORGENTHAU	RACKETEERING	E	RO8	12/15/1998	30	1	60
27	SULLIVAN	MORGENTHAU	RACKETEERING	E	RO12	12/15/1998	30	7	240
28	ALTMAN	MORGENTHAU	BRIBERY	P	S	12/17/1998	30	11	360
29	ALTMAN	MORGENTHAU	BRIBERY	P	S	12/17/1998	30	11	360
30	ALTMAN	MORGENTHAU	BRIBERY	E	O8	12/17/1998	30	-	30
31	ALTMAN	MORGENTHAU	BRIBERY	P	S	12/17/1998	30	-	30
32	ALTMAN	MORGENTHAU	BRIBERY	E	O8	12/24/1998	30	3	120
33	SULLIVAN	MORGENTHAU	RACKETEERING	E	RO12	01/12/1999	30	6	210
34	SULLIVAN	MORGENTHAU	RACKETEERING	E	RO8	01/12/1999	30	7	240
35	SULLIVAN	MORGENTHAU	RACKETEERING	E	RO8	01/12/1999	30	3	120

<sup>1</sup> The prosecuting official authorized the filing of the application under provisions of the state's statute. (See Table 1 for this state's statutory citation.)

<sup>2</sup> Type: P=Phone Wire, M=Micro-Eavesdrop, E=Electronic, NR=Not Reported.

<sup>3</sup> Place: S=Single Family Dwelling, A=Apartment, M=Multiple Dwelling, B=Business, R=Roving, O=Other.

Other: 6=Automobile/Van, 7=Briefcase, 8=Cellular/Mobile Phone, 9=Cemetery, 10=Closed Circuit TV, 11=Container, 12=Digital Display Pager, 13=Facsimile, 14=Garage/Parking Lot, 15=Hospital, 16=Hotel Room/Motel Room, 17=Jail, 18=Mobile Home/Trailer, 19=Package/Cargo, 20=Pay Phone, 21=Pen Register, 22=Prison, 23=Social Club, 24=Storage, 25=Telefax, 26=Courthouse, 27=Street, 28=Computer, 29=School.

TABLE B-1  
STATE NEW YORK

CALENDAR YEAR 1999

REPORT BY PROSECUTORS OF COURT-AUTHORIZED INTERCEPTS OF WIRE, ORAL, OR ELECTRONIC COMMUNICATIONS  
PURSUANT TO TITLE 18 U.S.C. 2519

A.O. Number	Number Of Days in Oper- ation <sup>4</sup>	Average Inter- cepts per Day	Number of <sup>5</sup>			Costs		Number of					
			Persons Inter- cepted	Intercepts	Incrim- inating Intercepts	Total Cost in \$	Other Than Manpower in \$	Arrests	Trials	Motions to Suppress Intercepts <sup>6</sup>			Persons Con- victed
										G	D	P	
NEW YORK (CONTINUED)													
11	330	1	1,150	200	165	RELATED TO NO. 4							
12	351	5	45	1,729	130	35,800	6,500	-	-	-	-	-	-
13	188	1	17	138	27	82,140	56,000	-	-	-	-	-	-
14	120	2	110	217	50	RELATED TO NO. 4							
15	390	9	3,450	3,520	275	RELATED TO NO. 4							
16	390	10	3,500	3,905	700	RELATED TO NO. 4							
17	150	34	4,996	5,033	350	RELATED TO NO. 4							
18	162	8	47	1,224	222	78,200	60,000	-	-	-	-	-	-
19	150	1	70	127	30	RELATED TO NO. 4							
20	240	6	1,050	1,488	200	RELATED TO NO. 4							
21	270	5	1,270	1,356	260	RELATED TO NO. 4							
22	90	4	150	318	75	RELATED TO NO. 4							
23	240	6	1,230	1,532	120	RELATED TO NO. 4							
24	210	19	3,450	3,914	1,500	RELATED TO NO. 4							
25	240	4	600	1,033	120	RELATED TO NO. 4							
26	60	3	150	201	70	RELATED TO NO. 4							
27	240	9	690	2,043	408	RELATED TO NO. 4							
28	303	5	26	1,428	103	20,424	6,000	-	-	-	-	-	-
29	323	70	194	22,761	2,697	27,800	5,500	-	-	-	-	-	-
30	12	1	1	7	-	5,350	4,000	-	-	-	-	-	-
31	21	1	3	15	-	2,761	500	-	-	-	-	-	-
32	101	6	18	595	52	44,082	32,500	-	-	-	-	-	-
33	210	9	1,350	1,820	218	RELATED TO NO. 4							
34	240	11	2,640	2,723	816	RELATED TO NO. 4							
35	120	4	320	486	24	RELATED TO NO. 4							

<sup>4</sup> NI indicates never installed. I indicates installed but never used. NP indicates no prosecutor's report.

<sup>5</sup> NR indicates not reported or could not be determined.

<sup>6</sup> Motions: G=Granted, D=Denied, P=Pending.

\* This wiretap was terminated during 1997 or earlier, but was not reported at that time because it was part of an ongoing investigation.

\*\*This wiretap was terminated during 1998, but was not reported at that time because it was part of an ongoing investigation.

TABLE B-1  
STATE NEW YORK

CALENDAR YEAR 1999

REPORT BY JUDGES OF COURT-AUTHORIZED INTERCEPTS OF WIRE, ORAL, OR ELECTRONIC COMMUNICATIONS  
PURSUANT TO TITLE 18 U.S.C. 2519

A.O. Number	Authorizing Official		Offense Specified	Intercept		Date of Application and (Amendment)	Authorized Length		
	Judge	Prosecutor <sup>1</sup>		Type <sup>2</sup>	Place <sup>3</sup>		Original Order (Days)	Number of Extensions	Total Length (Days)
NEW YORK (CONTINUED)									
36	ALTMAN	MORGENTHAU	BRIBERY	E	O8	01/13/1999	30	-	30
37	ALTMAN	MORGENTHAU	BRIBERY	E	O8	01/26/1999	30	10	330
38	ALTMAN	MORGENTHAU	BRIBERY	P	S	02/09/1999	30	9	300
39	ALTMAN	MORGENTHAU	BRIBERY	P	S	02/09/1999	30	4	150
40	ALTMAN	MORGENTHAU	BRIBERY	P	S	02/09/1999	30	9	300
41	SULLIVAN	MORGENTHAU	RACKETEERING	E	RO12	02/09/1999	30	1	60
42	SULLIVAN	MORGENTHAU	RACKETEERING	E	RO8	03/09/1999	30	3	120
43	SULLIVAN	MORGENTHAU	RACKETEERING	E	RO8	03/09/1999	30	6	210
44	ALTMAN	MORGENTHAU	BRIBERY	E	O8	03/11/1999	30	3	120
45	SULLIVAN	MORGENTHAU	RACKETEERING	E	RO12	04/06/1999	30	3	120
46	SULLIVAN	MORGENTHAU	RACKETEERING	E	RO8	04/06/1999	30	2	90
47	SULLIVAN	MORGENTHAU	BRIBERY	P	S	04/13/1999	30	2	90
48	SULLIVAN	MORGENTHAU	RACKETEERING	E	RO12	05/04/1999	30	1	60
49	SULLIVAN	MORGENTHAU	RACKETEERING	E	RO8	05/04/1999	30	4	150
50	ALTMAN	MORGENTHAU	BRIBERY	E	O8	05/06/1999	30	1	60
51	ALTMAN	MORGENTHAU	BRIBERY	E	O8	05/06/1999	30	2	90
52	SNYDER	MORGENTHAU	NARCOTICS	E	O8	05/10/1999	30	1	60
53	SNYDER	MORGENTHAU	NARCOTICS	P	A	05/10/1999	30	1	60
54	BUCKLEY	MORGENTHAU	BRIBERY	P	A	05/11/1999	30	3	120
55	BUCKLEY	MORGENTHAU	BRIBERY	P	A	05/11/1999	30	3	120
56	SNYDER	MORGENTHAU	NARCOTICS	E	O12	05/25/1999	14	1	44
57	SULLIVAN	MORGENTHAU	RACKETEERING	E	RO8	06/30/1999	30	-	30
58	SULLIVAN	MORGENTHAU	RACKETEERING	E	RO12	06/30/1999	30	-	30
59	SULLIVAN	MORGENTHAU	RACKETEERING	E	RO8	06/30/1999	30	2	90
60	ALTMAN	MORGENTHAU	BRIBERY	P	B	07/01/1999	30	4	150

<sup>1</sup> The prosecuting official authorized the filing of the application under provisions of the state's statute. (See Table 1 for this state's statutory citation.)

<sup>2</sup> Type: P=Phone Wire, M=Micro-Eavesdrop, E=Electronic, NR=Not Reported.

<sup>3</sup> Place: S=Single Family Dwelling, A=Apartment, M=Multiple Dwelling, B=Business, R=Roving, O=Other.

Other: 6=Automobile/Van, 7=Briefcase, 8=Cellular/Mobile Phone, 9=Cemetery, 10=Closed Circuit TV, 11=Container, 12=Digital Display Pager, 13=Facsimile, 14=Garage/Parking Lot, 15=Hospital, 16=Hotel Room/Motel Room, 17=Jail, 18=Mobile Home/Trailer, 19=Package/Cargo, 20=Pay Phone, 21=Pen Register, 22=Prison, 23=Social Club, 24=Storage, 25=Telefax, 26=Courthouse, 27=Street, 28=Computer, 29=School.

TABLE B-1  
STATE NEW YORK

CALENDAR YEAR 1999

REPORT BY PROSECUTORS OF COURT-AUTHORIZED INTERCEPTS OF WIRE, ORAL, OR ELECTRONIC COMMUNICATIONS  
PURSUANT TO TITLE 18 U.S.C. 2519

A.O. Number	Number Of Days in Oper- ation <sup>4</sup>	Average Inter- cepts per Day	Number of <sup>5</sup>			Costs		Number of					
			Persons Inter- cepted	Intercepts	Incrim- inating Intercepts	Total Cost in \$	Other Than Manpower in \$	Arrests	Trials	Motions to Suppress Intercepts <sup>6</sup>			Persons Con- victed
										G	D	P	
NEW YORK (CONTINUED)													
36	7	3	2	22	1	3,340	2,340	-	-	-	-	-	-
37	287	4	33	1,150	241	119,100	95,600	-	-	-	-	-	-
38	255	8	22	2,112	85	3,000	2,000	-	-	-	-	-	-
39	135	4	10	544	29	15,480	2,500	-	-	-	-	-	-
40	272	2	30	437	111	34,500	4,500	-	-	-	-	-	-
41	60	-	18	18	6	RELATED TO NO. 4							
42	120	20	2,200	2,447	367	RELATED TO NO. 4							
43	210	5	830	959	210	RELATED TO NO. 4							
44	106	-	4	27	2	28,800	18,000	-	-	-	-	-	-
45	120	2	90	180	50	RELATED TO NO. 4							
46	90	2	130	160	17	RELATED TO NO. 4							
47	46	-	5	15	15	17,900	1,000	3	-	-	-	-	1
48	60	1	40	53	25	RELATED TO NO. 4							
49	150	18	2,200	2,655	531	RELATED TO NO. 4							
50	43	19	14	830	70	19,028	14,400	-	-	-	-	-	-
51	58	7	40	399	145	26,630	20,000	-	-	-	-	-	-
52	58	16	15	929	613	68,400	22,000	2	-	-	-	-	-
53	58	27	15	1,552	62	47,400	1,000	2	-	-	-	-	-
54	120	14	150	1,660	332	RELATED TO NO. 55							
55	120	7	55	814	15	306,000	6,000	-	-	-	-	-	-
56	42	3	10	105	90	750	500	2	-	-	-	-	-
57	30	7	100	221	30	RELATED TO NO. 4							
58	30	-	12	12	3	RELATED TO NO. 4							
59	90	1	58	79	22	RELATED TO NO. 4							
60	96	14	35	1,337	149	30,840	2,000	-	-	-	-	-	-

<sup>4</sup> NI indicates never installed. I indicates installed but never used. NP indicates no prosecutor's report.

<sup>5</sup> NR indicates not reported or could not be determined.

<sup>6</sup> Motions: G=Granted, D=Denied, P=Pending.

\* This wiretap was terminated during 1997 or earlier, but was not reported at that time because it was part of an ongoing investigation.

\*\*This wiretap was terminated during 1998, but was not reported at that time because it was part of an ongoing investigation.



TABLE B-1  
STATE NEW YORK

CALENDAR YEAR 1999

REPORT BY JUDGES OF COURT-AUTHORIZED INTERCEPTS OF WIRE, ORAL, OR ELECTRONIC COMMUNICATIONS  
PURSUANT TO TITLE 18 U.S.C. 2519

A.O. Number	Authorizing Official		Offense Specified	Intercept		Date of Application and (Amendment)	Authorized Length		
	Judge	Prosecutor <sup>1</sup>		Type <sup>2</sup>	Place <sup>3</sup>		Original Order (Days)	Number of Extensions	Total Length (Days)
NEW YORK (CONTINUED)									
61	ALTMAN	MORGENTHAU	BRIBERY	E	O8	07/23/1999	30	1	60
62	SULLIVAN	MORGENTHAU	RACKETEERING	E	RO12	07/29/1999	30	-	30
63	SULLIVAN	MORGENTHAU	RACKETEERING	E	RO8	07/29/1999	30	2	90
64	SULLIVAN	MORGENTHAU	RACKETEERING	E	RO8	07/29/1999	30	2	90
65	SULLIVAN	MORGENTHAU	RACKETEERING	E	RO12	07/29/1999	30	1	60
66	ALTMAN	MORGENTHAU	BRIBERY	E	O8	08/11/1999	30	-	30
67	WETZEL	KINDLER	CONSPIRACY	E	O12	08/23/1999	30	-	30
68	SULLIVAN	MORGENTHAU	RACKETEERING	E	RO8	08/26/1999	30	-	30
69	SULLIVAN	MORGENTHAU	RACKETEERING	E	RO8	08/26/1999	30	1	60
70	SULLIVAN	MORGENTHAU	RACKETEERING	E	RO8	08/26/1999	30	-	30
71	ANDRIAS	MORGENTHAU	BRIBERY	E	RO8	09/15/1999	30	-	30
72	ANDRIAS	MORGENTHAU	BRIBERY	E	RO12	09/15/1999	30	2	90
73	ANDRIAS	MORGENTHAU	BRIBERY	P	B	09/15/1999	30	2	90
74	ANDRIAS	MORGENTHAU	BRIBERY	E	RO8	09/15/1999	30	-	30
75	NARDELLI	MORGENTHAU	BRIBERY	E	O8	09/27/1999	30	1	60
76	NARDELLI	MORGENTHAU	BRIBERY	E	O8	10/21/1999	30	-	30
77	NARDELLI	MORGENTHAU	BRIBERY	P	A	10/28/1999	30	-	30
78	ANDRIAS	MORGENTHAU	GAMBLING	E	RO8	11/10/1999	30	-	30
79	NARDELLI	MORGENTHAU	BRIBERY	E	O8	12/06/1999	30	-	30
80	NARDELLI	MORGENTHAU	BRIBERY	P	A	12/06/1999	30	-	30
81	NARDELLI	MORGENTHAU	BRIBERY	ME	BO28	12/06/1999	30	-	30
82	NARDELLI	MORGENTHAU	BRIBERY	M	B	12/06/1999	30	-	30
83	NARDELLI	MORGENTHAU	BRIBERY	M	B	12/09/1999	30	-	30
1*	CAREY	MORGENTHAU	BRIBERY	P	B	02/07/1994	30	15	444
2*	CAREY	MORGENTHAU	BRIBERY	P	B	02/07/1994	30	15	444

<sup>1</sup> The prosecuting official authorized the filing of the application under provisions of the state's statute. (See Table 1 for this state's statutory citation.)

<sup>2</sup> Type: P=Phone Wire, M=Micro-Eavesdrop, E=Electronic, NR=Not Reported.

<sup>3</sup> Place: S=Single Family Dwelling, A=Apartment, M=Multiple Dwelling, B=Business, R=Roving, O=Other.

Other: 6=Automobile/Van, 7=Briefcase, 8=Cellular/Mobile Phone, 9=Cemetery, 10=Closed Circuit TV, 11=Container, 12=Digital Display Pager, 13=Facsimile, 14=Garage/Parking Lot, 15=Hospital, 16=Hotel Room/Motel Room, 17=Jail, 18=Mobile Home/Trailer, 19=Package/Cargo, 20=Pay Phone, 21=Pen Register, 22=Prison, 23=Social Club, 24=Storage, 25=Telefax, 26=Courthouse, 27=Street, 28=Computer, 29=School.

TABLE B-1  
STATE NEW YORK

CALENDAR YEAR 1999

REPORT BY PROSECUTORS OF COURT-AUTHORIZED INTERCEPTS OF WIRE, ORAL, OR ELECTRONIC COMMUNICATIONS  
PURSUANT TO TITLE 18 U.S.C. 2519

A.O. Number	Number Of Days in Oper- ation <sup>4</sup>	Average Inter- cepts per Day	Number of <sup>5</sup>			Costs		Number of					
			Persons Inter- cepted	Intercepts	Incrim- inating Intercepts	Total Cost in \$	Other Than Manpower in \$	Arrests	Trials	Motions to Suppress Intercepts <sup>6</sup>			Persons Con- victed
										G	D	P	
NEW YORK (CONTINUED)													
61	54	1	9	79	26	34,000	20,000	-	-	-	-	-	-
62	30	7	150	208	30	RELATED TO NO. 4							
63	90	16	1,150	1,396	80	RELATED TO NO. 4							
64	90	18	1,300	1,597	128	RELATED TO NO. 4							
65	60	1	40	44	12	RELATED TO NO. 4							
66	10	25	12	251	30	11,736	3,300	-	-	-	-	-	-
67	NP	-	-	-	-	-	-	-	-	-	-	-	-
68	30	-	-	-	-	RELATED TO NO. 4							
69	60	5	260	288	72	RELATED TO NO. 4							
70	NI	-	-	-	-	-	-	-	-	-	-	-	-
71	17	19	10	322	4	457,066	1,600	-	-	-	-	-	-
72	58	5	-	310	-	87,898	4,000	-	-	-	-	-	-
73	60	41	15	2,454	39	1,505,398	4,000	-	-	-	-	-	-
74	I	-	-	-	-	15,682	500	-	-	-	-	-	-
75	49	50	25	2,450	2,450	37,475	17,875	-	-	-	-	-	-
76	6	41	2	245	245	7,500	2,500	-	-	-	-	-	-
77	14	45	25	629	629	11,100	1,100	-	-	-	-	-	-
78	18	8	8	149	5	RELATED TO NO. 71							
79	5	18	10	90	90	4,800	1,800	-	-	-	-	-	-
80	5	34	10	171	171	3,300	300	-	-	-	-	-	-
81	3	27	6	81	81	1,500	300	-	-	-	-	-	-
82	3	-	2	1	1	RELATED TO NO. 81							
83	3	11	5	32	32	RELATED TO NO. 81							
1*	411	14	16	5,930	NR	-	-	1	-	-	-	-	1
2*	416	13	16	5,491	NR	-	-	2	-	-	-	-	2

<sup>4</sup> NI indicates never installed. I indicates installed but never used. NP indicates no prosecutor's report.

<sup>5</sup> NR indicates not reported or could not be determined.

<sup>6</sup> Motions: G=Granted, D=Denied, P=Pending.

\* This wiretap was terminated during 1997 or earlier, but was not reported at that time because it was part of an ongoing investigation.

\*\*This wiretap was terminated during 1998, but was not reported at that time because it was part of an ongoing investigation.

TABLE B-1  
STATE NEW YORK

CALENDAR YEAR 1999

REPORT BY JUDGES OF COURT-AUTHORIZED INTERCEPTS OF WIRE, ORAL, OR ELECTRONIC COMMUNICATIONS  
PURSUANT TO TITLE 18 U.S.C. 2519

A.O. Number	Authorizing Official		Offense Specified	Intercept		Date of Application and (Amendment)	Authorized Length		
	Judge	Prosecutor <sup>1</sup>		Type <sup>2</sup>	Place <sup>3</sup>		Original Order (Days)	Number of Extensions	Total Length (Days)
NEW YORK (CONTINUED)									
3*	CAREY	MORGENTHAU	BRIBERY	P	A	06/01/1994	30	7	226
4*	CAREY	MORGENTHAU	BRIBERY	ME	BO28	12/07/1994	30	2	90
5*	CAREY	MORGENTHAU	BRIBERY	P	B	12/07/1994	30	1	60
9*	CAREY	MORGENTHAU	BRIBERY	P	A	02/07/1994	30	3	120
19*	CAREY	MORGENTHAU	BRIBERY	M	B	08/29/1994	30	4	135
20*	CAREY	MORGENTHAU	BRIBERY	M	B	08/29/1994	30	4	135
NY ORGANIZED CRIME TASK FORCE									
1	BURKE	QUINLAN	NARCOTICS	PE	SO12	11/02/1998	30	5	180
2	KEEGAN	QUINLAN	GAMBLING	P	S	01/28/1999	30	5	180
3	NICHOLSON	QUINLAN	GAMBLING	P	B	02/02/1999	30	1	60
4	NICHOLSON	QUINLAN	GAMBLING	P	AB	03/02/1999	30	-	30
5	AVERY	QUINLAN	NARCOTICS	P	S	03/18/1999	30	-	30
6	BURKE	QUINLAN	NARCOTICS	PE	SO8	04/02/1999	30	4	150
7	DWYER	QUINLAN	LARCENY	PE	SABO8,O12	04/08/1999	30	2	90
8	THOMPSON	QUINLAN	GAMBLING	P	A	04/16/1999	30	2	90
9	MILLER	QUINLAN	GAMBLING	P	S	05/26/1999	30	1	60
10	MILLER	QUINLAN	NARCOTICS	PE	SO8	06/24/1999	30	2	90
11	FISHER	QUINLAN	NARCOTICS	PE	SO8	10/15/1999	30	1	60
12	FISHER	QUINLAN	NARCOTICS	PE	SO8	11/05/1999	30	1	60
NYC SPECIAL NARCOTICS BUREAU									
1	SNYDER	MORGENTHAU	NARCOTICS	P	A	05/20/1998	30	7	240
2	SNYDER	MORGENTHAU	NARCOTICS	E	O12	07/10/1998	30	6	210
3	SNYDER	MORGENTHAU	NARCOTICS	P	O20	07/27/1998	30	6	210
4	SNYDER	MORGENTHAU	NARCOTICS	P	O20	07/27/1998	30	7	240
5	SNYDER	MORGENTHAU	NARCOTICS	E	O12	07/31/1998	30	5	180

<sup>1</sup> The prosecuting official authorized the filing of the application under provisions of the state's statute. (See Table 1 for this state's statutory citation.)

<sup>2</sup> Type: P=Phone Wire, M=Micro-Eavesdrop, E=Electronic, NR=Not Reported.

<sup>3</sup> Place: S=Single Family Dwelling, A=Apartment, M=Multiple Dwelling, B=Business, R=Roving, O=Other.

Other: 6=Automobile/Van, 7=Briefcase, 8=Cellular/Mobile Phone, 9=Cemetery, 10=Closed Circuit TV, 11=Container, 12=Digital Display Pager, 13=Facsimile, 14=Garage/Parking Lot, 15=Hospital, 16=Hotel Room/Motel Room, 17=Jail, 18=Mobile Home/Trailer, 19=Package/Cargo, 20=Pay Phone, 21=Pen Register, 22=Prison, 23=Social Club, 24=Storage, 25=Telefax, 26=Courthouse, 27=Street, 28=Computer, 29=School.

TABLE B-1  
STATE NEW YORK

CALENDAR YEAR 1999

REPORT BY PROSECUTORS OF COURT-AUTHORIZED INTERCEPTS OF WIRE, ORAL, OR ELECTRONIC COMMUNICATIONS  
PURSUANT TO TITLE 18 U.S.C. 2519

A.O. Number	Number Of Days in Oper- ation <sup>4</sup>	Average Inter- cepts per Day	Number of <sup>5</sup>			Costs		Number of					
			Persons Inter- cepted	Intercepts	Incrim- inating Intercepts	Total Cost in \$	Other Than Manpower in \$	Arrests	Trials	Motions to Suppress Intercepts <sup>6</sup>			Persons Con- victed
										G	D	P	
NEW YORK (CONTINUED)													
3*	207	11	5	2,338	NR	-	-	1	-	-	-	-	1
4*	72	-	3	-	NR	60,700	10,700	1	-	-	-	-	1
5*	NI	-	-	-	-	-	-	-	-	-	-	-	-
9*	108	36	2	3,878	1,760	641,188	42,988	4	1	-	-	-	2
19*	15	1	4	15	NR	-	-	2	-	-	-	-	2
20*	NI	-	-	-	-	-	-	-	-	-	-	-	-
NY ORGANIZED CRIME TASK FORCE													
1	172	67	60	11,486	30	351,190	10,040	-	-	-	-	-	-
2	180	70	91	12,512	9,625	653,220	77,220	-	-	-	-	-	-
3	41	50	36	2,050	1,577	51,696	4,346	-	-	-	-	-	-
4	19	64	32	1,212	720	17,814	2,014	-	-	-	-	-	-
5	23	58	220	1,334	110	105,726	4,926	-	-	-	-	-	-
6	86	60	117	5,161	1,564	178,033	40,433	6	-	-	1	-	2
7	78	220	125	17,186	5,000	556,764	57,564	1	-	-	-	1	-
8	90	7	16	672	647	39,645	28,620	-	-	-	-	-	-
9	60	15	30	925	800	RELATED TO NO. 2							
10	90	18	66	1,599	1,324	71,220	38,520	-	-	-	-	-	-
11	38	78	117	2,962	237	RELATED TO NO. 12							
12	39	76	118	2,963	238	399,616	19,616	2	-	-	-	2	-
NYC SPECIAL NARCOTICS BUREAU													
1	161	-	-	-	-	RELATED TO NO. 27							
2	195	8	NR	1,572	1,572	RELATED TO NO. 27							
3	193	64	1,047	12,423	327	RELATED TO NO. 190**							
4	229	164	1,625	37,466	557	RELATED TO NO. 190**							
5	168	3	NR	495	495	RELATED TO NO. 29							

<sup>4</sup> NI indicates never installed. I indicates installed but never used. NP indicates no prosecutor's report.

<sup>5</sup> NR indicates not reported or could not be determined.

<sup>6</sup> Motions: G=Granted, D=Denied, P=Pending.

\* This wiretap was terminated during 1997 or earlier, but was not reported at that time because it was part of an ongoing investigation.

\*\*This wiretap was terminated during 1998, but was not reported at that time because it was part of an ongoing investigation.

TABLE B-1  
STATE NEW YORK

CALENDAR YEAR 1999

REPORT BY JUDGES OF COURT-AUTHORIZED INTERCEPTS OF WIRE, ORAL, OR ELECTRONIC COMMUNICATIONS  
PURSUANT TO TITLE 18 U.S.C. 2519

A.O. Number	Authorizing Official		Offense Specified	Intercept		Date of Application and (Amendment)	Authorized Length		
	Judge	Prosecutor <sup>1</sup>		Type <sup>2</sup>	Place <sup>3</sup>		Original Order (Days)	Number of Extensions	Total Length (Days)
NYC SPECIAL NARCOTICS BUREAU (CONTINUED)									
6	SNYDER	KINDLER	NARCOTICS	P	O20	08/14/1998	30	12	390
7	SNYDER	KINDLER	NARCOTICS	E	O13	09/15/1998	30	12	390
8	SNYDER	KINDLER	NARCOTICS	P	O20	09/15/1998	30	12	390
9	SNYDER	KINDLER	NARCOTICS	P	O20	10/14/1998	30	10	330
10	SNYDER	KINDLER	NARCOTICS	P	O20	10/14/1998	30	7	240
11	SNYDER	KINDLER	NARCOTICS	E	O13	10/14/1998	30	7	240
12	SNYDER	MORGENTHAU	NARCOTICS	E	O8	10/30/1998	30	2	90
13	WETZEL	MORGENTHAU	NARCOTICS	E	O8	11/20/1998	30	1	60
14	SNYDER	MORGENTHAU	NARCOTICS	E	O8	11/30/1998	30	1	60
15	SNYDER	MORGENTHAU	NARCOTICS	E	O8	11/30/1998	30	1	60
16	WITTNER	MORGENTHAU	NARCOTICS	E	O8	12/11/1998	30	1	60
17	WITTNER	MORGENTHAU	NARCOTICS	E	O12	12/11/1998	30	1	60
18	WETZEL	MORGENTHAU	NARCOTICS	E	O12	12/18/1998	30	3	120
19	SNYDER	MORGENTHAU	NARCOTICS	E	O8	12/21/1998	30	1	60
20	SNYDER	MORGENTHAU	NARCOTICS	E	O8	12/23/1998	30	-	30
21	SNYDER	MORGENTHAU	NARCOTICS	E	O8	12/23/1998	30	-	30
22	WITTNER	CASTLEMAN	NARCOTICS	E	O8	12/30/1998	30	-	30
23	WITTNER	CASTLEMAN	NARCOTICS	E	O8	12/30/1998	30	-	30
24	WETZEL	MORGENTHAU	NARCOTICS	E	O8	01/06/1999	30	-	30
25	SNYDER	MORGENTHAU	NARCOTICS	E	O8	01/06/1999	30	-	30
26	SNYDER	MORGENTHAU	NARCOTICS	E	O8	01/06/1999	30	-	30
27	SNYDER	MORGENTHAU	NARCOTICS	E	O12	01/06/1999	30	-	30
28	SNYDER	MORGENTHAU	NARCOTICS	E	O12	01/08/1999	30	-	30
29	SNYDER	MORGENTHAU	NARCOTICS	E	O8	01/15/1999	30	-	30
30	SNYDER	MORGENTHAU	NARCOTICS	E	O8	01/21/1999	30	6	210

<sup>1</sup> The prosecuting official authorized the filing of the application under provisions of the state's statute. (See Table 1 for this state's statutory citation.)

<sup>2</sup> Type: P=Phone Wire, M=Micro-Eavesdrop, E=Electronic, NR=Not Reported.

<sup>3</sup> Place: S=Single Family Dwelling, A=Apartment, M=Multiple Dwelling, B=Business, R=Roving, O=Other.

Other: 6=Automobile/Van, 7=Briefcase, 8=Cellular/Mobile Phone, 9=Cemetery, 10=Closed Circuit TV, 11=Container, 12=Digital Display Pager, 13=Facsimile, 14=Garage/Parking Lot, 15=Hospital, 16=Hotel Room/Motel Room, 17=Jail, 18=Mobile Home/Trailer, 19=Package/Cargo, 20=Pay Phone, 21=Pen Register, 22=Prison, 23=Social Club, 24=Storage, 25=Telefax, 26=Courthouse, 27=Street, 28=Computer, 29=School.

TABLE B-1  
STATE NEW YORK

CALENDAR YEAR 1999

REPORT BY PROSECUTORS OF COURT-AUTHORIZED INTERCEPTS OF WIRE, ORAL, OR ELECTRONIC COMMUNICATIONS  
PURSUANT TO TITLE 18 U.S.C. 2519

A.O. Number	Number Of Days in Oper- ation <sup>4</sup>	Average Inter- cepts per Day	Number of <sup>5</sup>			Costs		Number of						
			Persons Inter- cepted	Intercepts	Incrim- inating Intercepts	Total Cost in \$	Other Than Manpower in \$	Arrests	Trials	Motions to Suppress Intercepts <sup>6</sup>			Persons Con- victed	
										G	D	P		
NYC SPECIAL NARCOTICS BUREAU (CONTINUED)														
6	341	81	2,386	27,490	1,996	RELATED TO NO. 100								
7	364	-	NR	NR	NR	RELATED TO NO. 100								
8	364	47	974	16,957	397	RELATED TO NO. 100								
9	312	30	758	9,212	1,018	RELATED TO NO. 100								
10	229	6	130	1,421	268	RELATED TO NO. 100								
11	229	-	NR	NR	NR	RELATED TO NO. 100								
12	68	-	NR	NR	NR	RELATED TO NO. 27								
13	56	-	NR	NR	NR	RELATED TO NO. 48								
14	41	34	96	1,413	377	RELATED TO NO. 191**								
15	41	25	86	1,036	281	RELATED TO NO. 191**								
16	53	28	179	1,502	276	RELATED TO NO. 23								
17	56	3	NR	195	195	RELATED TO NO. 23								
18	93	12	NR	1,071	1,071	RELATED TO NO. 48								
19	39	10	48	399	49	RELATED TO NO. 100								
20	30	33	148	996	102	RELATED TO NO. 190**								
21	30	26	82	791	103	RELATED TO NO. 190**								
22	30	44	188	1,319	364	RELATED TO NO. 23								
23	30	11	32	316	103	98,560	-	4	-	-	-	2	2	
24	NI	-	-	-	-	-	-	-	-	-	-	-	-	
25	14	-	NR	NR	NR	RELATED TO NO. 27								
26	14	-	NR	NR	NR	RELATED TO NO. 27								
27	14	-	NR	NR	NR	49,332	-	5	-	-	-	-	-	
28	28	2	NR	59	59	RELATED TO NO. 100								
29	28	45	110	1,258	170	99,456	-	-	-	-	-	-	-	
30	183	-	NR	NR	NR	RELATED TO NO. 100								

<sup>4</sup> NI indicates never installed. I indicates installed but never used. NP indicates no prosecutor's report.

<sup>5</sup> NR indicates not reported or could not be determined.

<sup>6</sup> Motions: G=Granted, D=Denied, P=Pending.

\* This wiretap was terminated during 1997 or earlier, but was not reported at that time because it was part of an ongoing investigation.

\*\*This wiretap was terminated during 1998, but was not reported at that time because it was part of an ongoing investigation.

TABLE B-1  
STATE NEW YORK

CALENDAR YEAR 1999

REPORT BY JUDGES OF COURT-AUTHORIZED INTERCEPTS OF WIRE, ORAL, OR ELECTRONIC COMMUNICATIONS  
PURSUANT TO TITLE 18 U.S.C. 2519

A.O. Number	Authorizing Official		Offense Specified	Intercept		Date of Application and (Amendment)	Authorized Length		
	Judge	Prosecutor <sup>1</sup>		Type <sup>2</sup>	Place <sup>3</sup>		Original Order (Days)	Number of Extensions	Total Length (Days)
NYC SPECIAL NARCOTICS BUREAU (CONTINUED)									
31	SNYDER	MORGENTHAU	NARCOTICS	E	O8	01/22/1999	30	-	30
32	WITTNER	MORGENTHAU	NARCOTICS	E	O8	01/26/1999	30	-	30
33	WITTNER	MORGENTHAU	NARCOTICS	E	O12	01/26/1999	30	1	60
34	WITTNER	MORGENTHAU	NARCOTICS	E	O12	01/26/1999	30	-	30
35	WITTNER	MORGENTHAU	NARCOTICS	E	O12	01/26/1999	30	1	60
36	SNYDER	MORGENTHAU	NARCOTICS	P	A	01/26/1999	30	-	30
37	SNYDER	MORGENTHAU	NARCOTICS	P	A	01/26/1999	30	-	30
38	SNYDER	MORGENTHAU	NARCOTICS	E	O12	01/26/1999	30	1	60
39	SNYDER	MORGENTHAU	NARCOTICS	E	O12	01/26/1999	30	-	30
40	WETZEL	MORGENTHAU	NARCOTICS	E	O12	01/27/1999	30	1	60
41	WETZEL	MORGENTHAU	NARCOTICS	E	O8	01/27/1999	30	1	59
42	WETZEL	MORGENTHAU	NARCOTICS	E	O8	01/29/1999	30	-	30
43	WITTNER	MORGENTHAU	NARCOTICS	E	O8	02/01/1999	30	1	60
44	WITTNER	MORGENTHAU	NARCOTICS	E	O12	02/01/1999	30	1	60
45	WETZEL	MORGENTHAU	NARCOTICS	E	O8	02/10/1999	30	-	30
46	SNYDER	MORGENTHAU	NARCOTICS	E	O8	02/28/1999	30	-	30
47	WETZEL	MORGENTHAU	NARCOTICS	E	O12	03/03/1999	30	3	120
48	WETZEL	MORGENTHAU	NARCOTICS	P	A	03/03/1999	30	-	30
49	WITTNER	MORGENTHAU	NARCOTICS	E	O8	03/04/1999	30	-	30
50	WITTNER	MORGENTHAU	NARCOTICS	E	O8	03/04/1999	30	-	30
51	WITTNER	MORGENTHAU	NARCOTICS	E	O8	03/08/1999	30	-	30
52	WITTNER	MORGENTHAU	NARCOTICS	E	O12	03/08/1999	30	-	30
53	SNYDER	MORGENTHAU	NARCOTICS	P	A	03/10/1999	30	1	60
54	WETZEL	MORGENTHAU	NARCOTICS	E	O8	03/15/1999	30	-	30
55	WETZEL	MORGENTHAU	NARCOTICS	E	O12	04/01/1999	30	2	90

<sup>1</sup> The prosecuting official authorized the filing of the application under provisions of the state's statute. (See Table 1 for this state's statutory citation.)

<sup>2</sup> Type: P=Phone Wire, M=Micro-Eavesdrop, E=Electronic, NR=Not Reported.

<sup>3</sup> Place: S=Single Family Dwelling, A=Apartment, M=Multiple Dwelling, B=Business, R=Roving, O=Other.

Other: 6=Automobile/Van, 7=Briefcase, 8=Cellular/Mobile Phone, 9=Cemetery, 10=Closed Circuit TV, 11=Container, 12=Digital Display Pager, 13=Facsimile, 14=Garage/Parking Lot, 15=Hospital, 16=Hotel Room/Motel Room, 17=Jail, 18=Mobile Home/Trailer, 19=Package/Cargo, 20=Pay Phone, 21=Pen Register, 22=Prison, 23=Social Club, 24=Storage, 25=Telefax, 26=Courthouse, 27=Street, 28=Computer, 29=School.

TABLE B-1  
STATE NEW YORK

CALENDAR YEAR 1999

REPORT BY PROSECUTORS OF COURT-AUTHORIZED INTERCEPTS OF WIRE, ORAL, OR ELECTRONIC COMMUNICATIONS  
PURSUANT TO TITLE 18 U.S.C. 2519

A.O. Number	Number Of Days in Oper- ation <sup>4</sup>	Average Inter- cepts per Day	Number of <sup>5</sup>			Costs		Number of					
			Persons Inter- cepted	Intercepts	Incrim- inating Intercepts	Total Cost in \$	Other Than Manpower in \$	Arrests	Trials	Motions to Suppress Intercepts <sup>6</sup>			Persons Con- victed
										G	D	P	
NYC SPECIAL NARCOTICS BUREAU (CONTINUED)													
31	4	21	12	82	16	RELATED TO NO. 190**							
32	27	19	157	513	112	RELATED TO NO. 23							
33	39	3	NR	121	121	RELATED TO NO. 23							
34	28	-	NR	1	1	RELATED TO NO. 23							
35	39	9	NR	342	342	RELATED TO NO. 23							
36	20	-	NR	NR	NR	RELATED TO NO. 38							
37	17	-	NR	NR	NR	RELATED TO NO. 38							
38	17	-	NR	-	-	-	-	-	-	-	-	-	-
39	17	9	NR	152	152	RELATED TO NO. 38							
40	59	8	NR	459	459	RELATED TO NO. 52							
41	29	5	2	145	29	RELATED TO NO. 52							
42	7	13	15	93	24	RELATED TO NO. 80							
43	33	18	77	597	150	RELATED TO NO. 23							
44	34	21	NR	711	711	RELATED TO NO. 23							
45	30	2	NR	72	21	RELATED TO NO. 52							
46	3	3	NR	10	-	RELATED TO NO. 100							
47	91	8	NR	760	760	RELATED TO NO. 48							
48	19	58	NR	1,103	73	33,152	-	-	-	-	-	-	-
49	NI	-	-	-	-	-	-	-	-	-	-	-	-
50	1	-	-	-	-	RELATED TO NO. 23							
51	23	10	-	220	72	RELATED TO NO. 52							
52	15	2	NR	25	25	47,488	-	-	-	-	-	-	-
53	56	74	24	4,129	41	1,950	-	2	-	-	-	-	2
54	29	4	1	126	5	650	-	6	-	-	-	-	6
55	70	5	NR	342	342	RELATED TO NO. 48							

<sup>4</sup> NI indicates never installed. I indicates installed but never used. NP indicates no prosecutor's report.

<sup>5</sup> NR indicates not reported or could not be determined.

<sup>6</sup> Motions: G=Granted, D=Denied, P=Pending.

\* This wiretap was terminated during 1997 or earlier, but was not reported at that time because it was part of an ongoing investigation.

\*\*This wiretap was terminated during 1998, but was not reported at that time because it was part of an ongoing investigation.



TABLE B-1  
STATE NEW YORK

CALENDAR YEAR 1999

REPORT BY JUDGES OF COURT-AUTHORIZED INTERCEPTS OF WIRE, ORAL, OR ELECTRONIC COMMUNICATIONS  
PURSUANT TO TITLE 18 U.S.C. 2519

A.O. Number	Authorizing Official		Offense Specified	Intercept		Date of Application and (Amendment)	Authorized Length		
	Judge	Prosecutor <sup>1</sup>		Type <sup>2</sup>	Place <sup>3</sup>		Original Order (Days)	Number of Extensions	Total Length (Days)
NYC SPECIAL NARCOTICS BUREAU (CONTINUED)									
56	SNYDER	MORGENTHAU	NARCOTICS	P	A	04/05/1999	30	4	150
57	SNYDER	MORGENTHAU	NARCOTICS	E	O8	04/07/1999	30	-	30
58	SNYDER	MORGENTHAU	NARCOTICS	E	O8	04/08/1999	30	-	30
59	SNYDER	MORGENTHAU	NARCOTICS	E	O12	04/08/1999	30	-	30
60	SNYDER	MORGENTHAU	NARCOTICS	E	O8	04/22/1999	30	-	30
61	SNYDER	MORGENTHAU	NARCOTICS	E	O8	04/22/1999	30	-	30
62	SNYDER	MORGENTHAU	NARCOTICS	P	O20	04/26/1999	30	2	90
63	SNYDER	MORGENTHAU	NARCOTICS	E	O8	05/03/1999	30	1	60
64	SNYDER	MORGENTHAU	NARCOTICS	E	O12	05/04/1999	30	3	120
65	SNYDER	MORGENTHAU	NARCOTICS	E	O8	05/04/1999	30	2	90
66	SNYDER	MORGENTHAU	NARCOTICS	E	O12	05/07/1999	30	1	60
67	SNYDER	MORGENTHAU	NARCOTICS	E	O8	05/07/1999	30	2	90
68	WETZEL	MORGENTHAU	NARCOTICS	E	O8	05/12/1999	30	-	30
69	SNYDER	MORGENTHAU	NARCOTICS	E	O8	05/24/1999	30	-	30
70	SNYDER	MORGENTHAU	NARCOTICS	P	A	05/25/1999	30	-	30
71	WETZEL	MORGENTHAU	NARCOTICS	E	O8	05/28/1999	30	1	60
72	WETZEL	MORGENTHAU	NARCOTICS	E	O12	05/28/1999	30	1	60
73	WETZEL	MORGENTHAU	NARCOTICS	E	O8	05/28/1999	30	-	30
74	SNYDER	MORGENTHAU	NARCOTICS	E	O8	05/29/1999	30	-	30
75	SNYDER	MORGENTHAU	NARCOTICS	E	O12	06/02/1999	30	-	30
76	SNYDER	MORGENTHAU	NARCOTICS	E	O8	06/03/1999	30	-	30
77	SNYDER	MORGENTHAU	NARCOTICS	P	A	06/03/1999	30	1	60
78	WITTNER	MORGENTHAU	NARCOTICS	E	O8	06/09/1999	30	2	90
79	WITTNER	MORGENTHAU	NARCOTICS	E	O12	06/09/1999	30	1	60
80	SNYDER	MORGENTHAU	NARCOTICS	E	O8	06/10/1999	30	-	30

<sup>1</sup> The prosecuting official authorized the filing of the application under provisions of the state's statute. (See Table 1 for this state's statutory citation.)

<sup>2</sup> Type: P=Phone Wire, M=Micro-Eavesdrop, E=Electronic, NR=Not Reported.

<sup>3</sup> Place: S=Single Family Dwelling, A=Apartment, M=Multiple Dwelling, B=Business, R=Roving, O=Other.

Other: 6=Automobile/Van, 7=Briefcase, 8=Cellular/Mobile Phone, 9=Cemetery, 10=Closed Circuit TV, 11=Container, 12=Digital Display Pager, 13=Facsimile, 14=Garage/Parking Lot, 15=Hospital, 16=Hotel Room/Motel Room, 17=Jail, 18=Mobile Home/Trailer, 19=Package/Cargo, 20=Pay Phone, 21=Pen Register, 22=Prison, 23=Social Club, 24=Storage, 25=Telefax, 26=Courthouse, 27=Street, 28=Computer, 29=School.

TABLE B-1  
STATE NEW YORK

CALENDAR YEAR 1999

REPORT BY PROSECUTORS OF COURT-AUTHORIZED INTERCEPTS OF WIRE, ORAL, OR ELECTRONIC COMMUNICATIONS  
PURSUANT TO TITLE 18 U.S.C. 2519

A.O. Number	Number Of Days in Oper- ation <sup>4</sup>	Average Inter- cepts per Day	Number of <sup>5</sup>			Costs		Number of						
			Persons Inter- cepted	Intercepts	Incrim- inating Intercepts	Total Cost in \$	Other Than Manpower in \$	Arrests	Trials	Motions to Suppress Intercepts <sup>6</sup>			Persons Con- victed	
										G	D	P		
NYC SPECIAL NARCOTICS BUREAU (CONTINUED)														
56	122	-	NR	NR	NR	RELATED TO NO. 65								
57	20	17	-	332	62	RELATED TO NO. 135								
58	8	7	-	54	28	RELATED TO NO. 59								
59	27	3	NR	70	70	23,296	-	1	-	-	-	-	1	
60	12	-	-	3	-	RELATED TO NO. 135								
61	30	14	32	405	46	RELATED TO NO. 135								
62	80	120	27	9,599	127	299,260	-	23	-	-	-	-	10	
63	24	56	57	1,349	131	RELATED TO NO. 135								
64	113	1	NR	106	106	RELATED TO NO. 65								
65	62	-	NR	NR	NR	-	-	3	-	-	-	-	2	
66	54	12	NR	657	657	71,680	-	-	-	-	-	-	-	
67	82	50	181	4,119	350	RELATED TO NO. 66								
68	28	5	16	131	41	RELATED TO NO. 48								
69	29	25	14	737	14	RELATED TO NO. 135								
70	30	15	3	439	3	RELATED TO NO. 62								
71	53	4	-	212	69	RELATED TO NO. 59								
72	53	2	NR	80	80	RELATED TO NO. 59								
73	28	-	-	3	-	RELATED TO NO. 59								
74	23	79	109	1,819	254	RELATED TO NO. 135								
75	28	-	NR	NR	NR	RELATED TO NO. 65								
76	1	-	-	-	-	RELATED TO NO. 62								
77	44	76	8	3,325	31	RELATED TO NO. 62								
78	70	17	89	1,155	178	RELATED TO NO. 121								
79	51	1	NR	36	36	RELATED TO NO. 121								
80	27	3	14	82	19	4,480	-	-	-	-	-	-	-	

<sup>4</sup> NI indicates never installed. I indicates installed but never used. NP indicates no prosecutor's report.

<sup>5</sup> NR indicates not reported or could not be determined.

<sup>6</sup> Motions: G=Granted, D=Denied, P=Pending.

\* This wiretap was terminated during 1997 or earlier, but was not reported at that time because it was part of an ongoing investigation.

\*\*This wiretap was terminated during 1998, but was not reported at that time because it was part of an ongoing investigation.

TABLE B-1  
STATE NEW YORK

CALENDAR YEAR 1999

REPORT BY JUDGES OF COURT-AUTHORIZED INTERCEPTS OF WIRE, ORAL, OR ELECTRONIC COMMUNICATIONS  
PURSUANT TO TITLE 18 U.S.C. 2519

A.O. Number	Authorizing Official		Offense Specified	Intercept		Date of Application and (Amendment)	Authorized Length		
	Judge	Prosecutor <sup>1</sup>		Type <sup>2</sup>	Place <sup>3</sup>		Original Order (Days)	Number of Extensions	Total Length (Days)
NYC SPECIAL NARCOTICS BUREAU (CONTINUED)									
81	SNYDER	BROWN	NARCOTICS	P	A	06/10/1999	30	4	150
82	SNYDER	MORGENTHAU	NARCOTICS	E	O8	06/14/1999	30	1	60
83	SNYDER	MORGENTHAU	NARCOTICS	E	O8	06/14/1999	30	-	30
84	SNYDER	MORGENTHAU	NARCOTICS	E	O12	06/14/1999	30	-	30
85	SNYDER	CASTLEMAN	NARCOTICS	E	O12	06/25/1999	30	1	60
86	SNYDER	CASTLEMAN	NARCOTICS	E	O12	06/25/1999	30	1	60
87	SNYDER	MORGENTHAU	NARCOTICS	E	O8	06/28/1999	30	-	30
88	SNYDER	MORGENTHAU	NARCOTICS	E	O8	06/28/1999	30	-	30
89	SNYDER	MORGENTHAU	NARCOTICS	E	O8	06/30/1999	30	-	30
90	SNYDER	MORGENTHAU	NARCOTICS	P	A	06/30/1999	30	-	30
91	SNYDER	KINDLER	NARCOTICS	E	O12	06/30/1999	30	1	60
92	WITTNER	MORGENTHAU	NARCOTICS	E	O8	07/02/1999	30	1	60
93	WITTNER	MORGENTHAU	NARCOTICS	E	O12	07/02/1999	30	2	90
94	WETZEL	MORGENTHAU	NARCOTICS	E	O12	07/09/1999	30	-	30
95	WETZEL	MORGENTHAU	NARCOTICS	E	O12	07/09/1999	30	-	30
96	WETZEL	MORGENTHAU	NARCOTICS	E	O8	07/09/1999	30	-	30
97	SNYDER	MORGENTHAU	NARCOTICS	E	O8	07/13/1999	30	-	30
98	SNYDER	MORGENTHAU	NARCOTICS	E	O12	07/13/1999	30	-	30
99	SNYDER	KINDLER	NARCOTICS	E	O8	07/19/1999	30	-	30
100	SNYDER	MORGENTHAU	NARCOTICS	E	O28	07/23/1999	30	-	30
101	WETZEL	KINDLER	NARCOTICS	P	A	07/23/1999	30	-	30
102	WETZEL	KINDLER	NARCOTICS	E	O12	08/02/1999	30	1	60
103	WETZEL	KINDLER	NARCOTICS	E	O8	08/02/1999	30	-	30
104	SNYDER	BROWN	NARCOTICS	E	O8	08/05/1999	30	2	90
105	SNYDER	BROWN	NARCOTICS	E	O8	08/05/1999	30	2	90

<sup>1</sup> The prosecuting official authorized the filing of the application under provisions of the state's statute. (See Table 1 for this state's statutory citation.)

<sup>2</sup> Type: P=Phone Wire, M=Micro-Eavesdrop, E=Electronic, NR=Not Reported.

<sup>3</sup> Place: S=Single Family Dwelling, A=Apartment, M=Multiple Dwelling, B=Business, R=Roving, O=Other.

Other: 6=Automobile/Van, 7=Briefcase, 8=Cellular/Mobile Phone, 9=Cemetery, 10=Closed Circuit TV, 11=Container, 12=Digital Display Pager, 13=Facsimile, 14=Garage/Parking Lot, 15=Hospital, 16=Hotel Room/Motel Room, 17=Jail, 18=Mobile Home/Trailer, 19=Package/Cargo, 20=Pay Phone, 21=Pen Register, 22=Prison, 23=Social Club, 24=Storage, 25=Telefax, 26=Courthouse, 27=Street, 28=Computer, 29=School.

TABLE B-1  
STATE NEW YORK

CALENDAR YEAR 1999

REPORT BY PROSECUTORS OF COURT-AUTHORIZED INTERCEPTS OF WIRE, ORAL, OR ELECTRONIC COMMUNICATIONS  
PURSUANT TO TITLE 18 U.S.C. 2519

A.O. Number	Number Of Days in Oper- ation <sup>4</sup>	Average Inter- cepts per Day	Number of <sup>5</sup>			Costs		Number of						
			Persons Inter- cepted	Intercepts	Incrim- inating Intercepts	Total Cost in \$	Other Than Manpower in \$	Arrests	Trials	Motions to Suppress Intercepts <sup>6</sup>			Persons Con- victed	
										G	D	P		
NYC SPECIAL NARCOTICS BUREAU (CONTINUED)														
81	123	42	50	5,182	393	RELATED TO NO. 105								
82	29	32	104	916	146	60,032	-	3	-	-	-	-	3	
83	14	96	57	1,349	131	RELATED TO NO. 82								
84	13	2	NR	23	23	RELATED TO NO. 82								
85	41	7	NR	271	271	RELATED TO NO. 59								
86	41	1	NR	34	34	RELATED TO NO. 59								
87	13	25	-	319	62	RELATED TO NO. 82								
88	9	15	7	136	4	RELATED TO NO. 135								
89	17	24	7	406	17	RELATED TO NO. 62								
90	29	-	NR	NR	NR	RELATED TO NO. 65								
91	47	7	NR	345	345	RELATED TO NO. 65								
92	47	47	181	2,216	391	RELATED TO NO. 121								
93	91	5	NR	424	424	RELATED TO NO. 121								
94	28	-	NR	NR	NR	RELATED TO NO. 48								
95	28	-	NR	NR	NR	RELATED TO NO. 48								
96	NI	-	-	-	-	-	-	-	-	-	-	-	-	
97	1	3	-	3	1	RELATED TO NO. 82								
98	1	-	NR	NR	NR	RELATED TO NO. 82								
99	30	-	NR	NR	NR	RELATED TO NO. 65								
100	28	-	NR	NR	NR	105,190	-	3	-	-	-	-	1	
101	28	36	119	1,000	23	25,088	-	-	-	-	-	-	-	
102	38	9	NR	329	329	RELATED TO NO. 103								
103	8	8	-	66	-	6,272	-	-	-	-	-	-	-	
104	65	13	48	814	59	RELATED TO NO. 105								
105	68	27	51	1,842	113	-	-	5	-	-	-	-	2	

<sup>4</sup> NI indicates never installed. I indicates installed but never used. NP indicates no prosecutor's report.

<sup>5</sup> NR indicates not reported or could not be determined.

<sup>6</sup> Motions: G=Granted, D=Denied, P=Pending.

\* This wiretap was terminated during 1997 or earlier, but was not reported at that time because it was part of an ongoing investigation.

\*\*This wiretap was terminated during 1998, but was not reported at that time because it was part of an ongoing investigation.

TABLE B-1  
STATE NEW YORK

CALENDAR YEAR 1999

REPORT BY JUDGES OF COURT-AUTHORIZED INTERCEPTS OF WIRE, ORAL, OR ELECTRONIC COMMUNICATIONS  
PURSUANT TO TITLE 18 U.S.C. 2519

A.O. Number	Authorizing Official		Offense Specified	Intercept		Date of Application and (Amendment)	Authorized Length		
	Judge	Prosecutor <sup>1</sup>		Type <sup>2</sup>	Place <sup>3</sup>		Original Order (Days)	Number of Extensions	Total Length (Days)
NYC SPECIAL NARCOTICS BUREAU (CONTINUED)									
106	WETZEL	MORGENTHAU	NARCOTICS	E	O8	08/13/1999	30	-	30
107	WETZEL	MORGENTHAU	NARCOTICS	E	O8	08/13/1999	30	-	30
108	WETZEL	MORGENTHAU	NARCOTICS	E	O8	08/20/1999	30	1	60
109	WETZEL	MORGENTHAU	NARCOTICS	E	O8	08/23/1999	30	2	90
110	WETZEL	KINDLER	NARCOTICS	P	A	08/23/1999	30	-	30
111	SNYDER	MORGENTHAU	NARCOTICS	E	O8	08/26/1999	30	-	30
112	ADLERBERG	KINDLER	NARCOTICS	P	B	09/01/1999	30	-	30
113	ADLERBERG	KINDLER	NARCOTICS	P	B	09/01/1999	30	-	30
114	WITTNER	MORGENTHAU	NARCOTICS	E	O8	09/08/1999	30	2	90
115	SNYDER	MORGENTHAU	NARCOTICS	E	O8	09/08/1999	30	1	60
116	SNYDER	MORGENTHAU	NARCOTICS	E	O8	09/08/1999	30	1	60
117	WITTNER	MORGENTHAU	NARCOTICS	E	O12	09/08/1999	30	1	60
118	WETZEL	MORGENTHAU	NARCOTICS	P	A	10/06/1999	30	-	30
119	WITTNER	MORGENTHAU	NARCOTICS	E	O12	10/07/1999	30	-	30
120	SNYDER	MORGENTHAU	NARCOTICS	E	O8	10/07/1999	30	-	30
121	WITTNER	MORGENTHAU	NARCOTICS	E	O12	10/07/1999	30	-	30
122	WITTNER	MORGENTHAU	NARCOTICS	E	O8	10/07/1999	30	2	90
123	WITTNER	MORGENTHAU	NARCOTICS	E	O12	10/07/1999	30	-	30
124	WETZEL	MORGENTHAU	NARCOTICS	E	O8	10/12/1999	30	1	60
125	WETZEL	KINDLER	NARCOTICS	E	O8	10/15/1999	30	-	30
126	WITTNER	MORGENTHAU	NARCOTICS	E	O8	10/19/1999	30	-	30
127	WITTNER	MORGENTHAU	NARCOTICS	E	O8	10/19/1999	30	-	30
128	WITTNER	MORGENTHAU	NARCOTICS	E	O8	10/19/1999	30	-	30
129	WITTNER	MORGENTHAU	NARCOTICS	E	O12	10/19/1999	30	-	30
130	WITTNER	MORGENTHAU	NARCOTICS	E	O12	11/05/1999	30	-	30

<sup>1</sup> The prosecuting official authorized the filing of the application under provisions of the state's statute. (See Table 1 for this state's statutory citation.)

<sup>2</sup> Type: P=Phone Wire, M=Micro-Eavesdrop, E=Electronic, NR=Not Reported.

<sup>3</sup> Place: S=Single Family Dwelling, A=Apartment, M=Multiple Dwelling, B=Business, R=Roving, O=Other.

Other: 6=Automobile/Van, 7=Briefcase, 8=Cellular/Mobile Phone, 9=Cemetery, 10=Closed Circuit TV, 11=Container, 12=Digital Display Pager, 13=Facsimile, 14=Garage/Parking Lot, 15=Hospital, 16=Hotel Room/Motel Room, 17=Jail, 18=Mobile Home/Trailer, 19=Package/Cargo, 20=Pay Phone, 21=Pen Register, 22=Prison, 23=Social Club, 24=Storage, 25=Telefax, 26=Courthouse, 27=Street, 28=Computer, 29=School.

TABLE B-1  
STATE NEW YORK

CALENDAR YEAR 1999

REPORT BY PROSECUTORS OF COURT-AUTHORIZED INTERCEPTS OF WIRE, ORAL, OR ELECTRONIC COMMUNICATIONS  
PURSUANT TO TITLE 18 U.S.C. 2519

A.O. Number	Number Of Days in Oper- ation <sup>4</sup>	Average Inter- cepts per Day	Number of <sup>5</sup>			Costs				Number of				
			Persons Inter- cepted	Intercepts	Incrim- inating Intercepts	Total Cost in \$	Other Than Manpower in \$	Arrests	Trials	Motions to Suppress Intercepts <sup>6</sup>			Persons Con- victed	
										G	D	P		
NYC SPECIAL NARCOTICS BUREAU (CONTINUED)														
106	10	1	-	14	-	RELATED TO NO. 107								
107	14	59	160	828	325	24,192	-	6	-	-	-	-	1	
108	56	42	253	2,329	408	60,032	-	-	-	-	-	-	-	
109	88	19	6	1,695	135	-	-	-	-	-	-	-	-	
110	27	-	NR	NR	NR	-	-	-	-	-	-	-	-	
111	13	22	38	281	48	RELATED TO NO. 135								
112	30	53	374	1,588	44	RELATED TO NO. 121								
113	30	62	173	1,866	47	RELATED TO NO. 121								
114	40	111	-	4,429	1,007	RELATED TO NO. 23								
115	42	54	194	2,258	501	RELATED TO NO. 135								
116	42	77	202	3,218	456	RELATED TO NO. 135								
117	56	24	NR	1,357	1,357	RELATED TO NO. 123								
118	28	-	NR	NR	NR	-	-	-	-	-	-	-	-	
119	11	-	NR	3	3	RELATED TO NO. 123								
120	12	22	27	263	45	RELATED TO NO. 135								
121	29	14	NR	393	393	146,048	-	6	-	-	2	3	2	
122	35	34	52	1,199	222	RELATED TO NO. 123								
123	20	18	NR	357	357	67,200	-	14	-	-	-	-	3	
124	50	11	87	536	144	69,888	-	2	-	-	-	-	1	
125	17	9	27	156	5	RELATED TO NO. 108								
126	NI	-	-	-	-	-	-	-	-	-	-	-	-	
127	NI	-	-	-	-	-	-	-	-	-	-	-	-	
128	27	16	63	443	130	RELATED TO NO. 129								
129	28	10	NR	268	268	23,269	-	4	-	-	-	-	-	
130	30	-	NR	-	-	RELATED TO NO. 123								

<sup>4</sup> NI indicates never installed. I indicates installed but never used. NP indicates no prosecutor's report.

<sup>5</sup> NR indicates not reported or could not be determined.

<sup>6</sup> Motions: G=Granted, D=Denied, P=Pending.

\* This wiretap was terminated during 1997 or earlier, but was not reported at that time because it was part of an ongoing investigation.

\*\*This wiretap was terminated during 1998, but was not reported at that time because it was part of an ongoing investigation.

REPORT BY JUDGES OF COURT-AUTHORIZED INTERCEPTS OF WIRE, ORAL, OR ELECTRONIC COMMUNICATIONS  
PURSUANT TO TITLE 18 U.S.C. 2519

A.O. Number	Authorizing Official		Offense Specified	Intercept		Date of Application and (Amendment)	Authorized Length		
	Judge	Prosecutor <sup>1</sup>		Type <sup>2</sup>	Place <sup>3</sup>		Original Order (Days)	Number of Extensions	Total Length (Days)
NYC SPECIAL NARCOTICS BUREAU (CONTINUED)									
131	WITTNER	MORGENTHAU	NARCOTICS	E	O8	11/05/1999	30	-	30
132	WITTNER	MORGENTHAU	NARCOTICS	E	O8	11/05/1999	30	1	60
133	WETZEL	MORGENTHAU	NARCOTICS	E	O8	11/10/1999	30	-	30
134	WITTNER	MORGENTHAU	NARCOTICS	E	O8	11/16/1999	30	-	30
135	SNYDER	MORGENTHAU	NARCOTICS	E	O8	12/10/1999	30	-	30
187**	WETZEL	MORGENTHAU	NARCOTICS	E	O12	10/27/1998	30	2	81
188**	SNYDER	MORGENTHAU	NARCOTICS	E	O8	11/16/1998	30	-	30
189**	WETZEL	MORGENTHAU	NARCOTICS	E	O8	11/20/1998	30	1	60
190**	SNYDER	MORGENTHAU	NARCOTICS	E	O8	11/24/1998	30	-	30
191**	SNYDER	MORGENTHAU	NARCOTICS	E	O8	12/11/1998	30	-	30
ONONDAGA									
1	BURKE	FITZPATRICK	MURDER	P	S	07/30/1999	30	-	30
OSWEGO									
1	HAFNER	HAWTHORNE	GAMBLING	P	S	03/01/1999	30	-	30
QUEENS									
1	ALTMAN	BROWN	GAMBLING	PME	SAO8	05/28/1998	30	8	270
2	MCGANN	BROWN	NARCOTICS	PE	SAO8	08/18/1998	30	8	270
3	MCLAUGHLIN	BROWN	NARCOTICS	PME	ABO8,O12	10/07/1998	29	7	233
4	PIZZUTO	BROWN	LARCENY	PE	SO12	10/14/1998	30	2	90
5	THOMPSON	BROWN	MURDER	PE	SARO12	12/01/1998	30	2	90
6	MCGANN	BROWN	NARCOTICS	PE	SABO8,O12	01/26/1999	30	3	120
7	MCGANN	BROWN	NARCOTICS	E	O8,O12	02/05/1999	30	4	131
8	BUCHTER	BROWN	NARCOTICS	PE	AO8,O12	03/18/1999	30	4	150
9	ROSENZWEIG	BROWN	NARCOTICS	PE	BO8,O20	04/01/1999	30	5	180
10	MCGANN	BROWN	NARCOTICS	E	O12	05/27/1999	30	6	210

<sup>1</sup> The prosecuting official authorized the filing of the application under provisions of the state's statute. (See Table 1 for this state's statutory citation.)<sup>2</sup> Type: P=Phone Wire, M=Micro-Eavesdrop, E=Electronic, NR=Not Reported.<sup>3</sup> Place: S=Single Family Dwelling, A=Apartment, M=Multiple Dwelling, B=Business, R=Roving, O=Other.

Other: 6=Automobile/Van, 7=Briefcase, 8=Cellular/Mobile Phone, 9=Cemetery, 10=Closed Circuit TV, 11=Container, 12=Digital Display Pager, 13=Facsimile, 14=Garage/Parking Lot, 15=Hospital, 16=Hotel Room/Motel Room, 17=Jail, 18=Mobile Home/Trailer, 19=Package/Cargo, 20=Pay Phone, 21=Pen Register, 22=Prison, 23=Social Club, 24=Storage, 25=Telefax, 26=Courthouse, 27=Street, 28=Computer, 29=School.

TABLE B-1  
STATE NEW YORK

CALENDAR YEAR 1999

REPORT BY PROSECUTORS OF COURT-AUTHORIZED INTERCEPTS OF WIRE, ORAL, OR ELECTRONIC COMMUNICATIONS  
PURSUANT TO TITLE 18 U.S.C. 2519

A.O. Number	Number Of Days in Oper- ation <sup>4</sup>	Average Inter- cepts per Day	Number of <sup>5</sup>			Costs		Number of						
			Persons Inter- cepted	Intercepts	Incrim- inating Intercepts	Total Cost in \$	Other Than Manpower in \$	Arrests	Trials	Motions to Suppress Intercepts <sup>6</sup>			Persons Con- victed	
										G	D	P		
NYC SPECIAL NARCOTICS BUREAU (CONTINUED)														
131	6	35	28	209	49	RELATED TO NO. 123								
132	41	20	95	804	122	RELATED TO NO. 123								
133	29	31	93	908	193	RELATED TO NO. 124								
134	3	17	4	51	1	2,688	-	-	-	-	-	-	-	
135	12	3	NR	30	5	158,592	-	1	-	-	-	-	-	
187**	63	5	NR	341	341	RELATED TO NO. 48								
188**	2	1	-	2	-	RELATED TO NO. 191**								
189**	40	-	NR	NR	NR	RELATED TO NO. 48								
190**	30	22	78	650	130	433,664	-	-	-	-	-	-	-	
191**	18	-	-	2	-	71,680	-	6	-	-	-	-	6	
ONONDAGA														
1	30	140	5	4,186	4	15,600	600	-	-	-	-	-	-	
OSWEGO														
1	22	35	45	777	777	5,500	-	4	-	-	-	-	-	
QUEENS														
1	206	64	626	13,216	10,700	432,905	161,505	17	-	-	-	-	8	
2	231	132	146	30,519	13,065	48,500	500	22	1	-	-	-	16	
3	233	49	30	11,426	NR	23,800	500	5	-	-	-	-	1	
4	87	66	841	5,708	1,525	128,035	16,675	47	-	-	-	-	-	
5	74	77	30	5,724	686	82,605	23,405	-	-	-	-	-	-	
6	78	58	52	4,497	629	40,286	500	9	-	-	-	2	7	
7	92	6	23	529	324	18,900	500	2	-	-	-	-	2	
8	139	26	22	3,549	645	30,500	500	2	-	-	-	-	2	
9	164	42	39	6,876	2,292	33,300	500	4	-	-	-	-	-	
10	181	67	143	12,144	3,279	59,400	58,400	-	-	-	-	-	-	

<sup>4</sup> NI indicates never installed. I indicates installed but never used. NP indicates no prosecutor's report.

<sup>5</sup> NR indicates not reported or could not be determined.

<sup>6</sup> Motions: G=Granted, D=Denied, P=Pending.

\* This wiretap was terminated during 1997 or earlier, but was not reported at that time because it was part of an ongoing investigation.

\*\*This wiretap was terminated during 1998, but was not reported at that time because it was part of an ongoing investigation.



TABLE B-1  
STATE NEW YORK

CALENDAR YEAR 1999

REPORT BY JUDGES OF COURT-AUTHORIZED INTERCEPTS OF WIRE, ORAL, OR ELECTRONIC COMMUNICATIONS  
PURSUANT TO TITLE 18 U.S.C. 2519

A.O. Number	Authorizing Official		Offense Specified	Intercept		Date of Application and (Amendment)	Authorized Length		
	Judge	Prosecutor <sup>1</sup>		Type <sup>2</sup>	Place <sup>3</sup>		Original Order (Days)	Number of Extensions	Total Length (Days)
QUEENS (CONTINUED)									
11	JOY	BROWN	GAMBLING	PE	SO8,O12	06/04/1999	30	4	150
12	MCGANN	BROWN	THEFT	PE	BO28	08/03/1999	30	-	30
13	MCGANN	BROWN	NARCOTICS	E	O12	08/06/1999	30	2	90
14	O'BRIEN	BROWN	THEFT	E	O8	10/12/1999	30	1	60
15	MCGANN	BROWN	MURDER	E	O8	11/19/1999	30	-	30
RENSSELAER									
1	CANFIELD	BRUNO	MURDER	P	O17	10/01/1999	30	-	30
ROCKLAND									
1	KELLY	BONGIORNO	NARCOTICS	PE	BRO8,O12	02/03/1999	30	2	90
2	KELLY	BONGIORNO	NARCOTICS	P	A	03/01/1999	30	-	30
3	KELLY	BONGIORNO	NARCOTICS	E	RO8,O12	03/05/1999	30	2	90
4	KELLY	BONGIORNO	NARCOTICS	E	RO12	03/19/1999	30	-	30
5	KELLY	BONGIORNO	NARCOTICS	E	RO8,O12	04/01/1999	30	1	60
6	KELLY	BONGIORNO	NARCOTICS	E	RO8,O12	04/23/1999	30	1	60
3**	KELLY	BONGIORNO	GAMBLING	P	B	10/27/1998	30	-	30
4**	KELLY	BONGIORNO	GAMBLING	P	S	10/27/1998	30	-	30
5**	KELLY	BONGIORNO	GAMBLING	P	A	10/27/1998	30	-	30
6**	KELLY	BONGIORNO	GAMBLING	P	A	11/05/1998	30	-	30
SARATOGA									
1	SCARANO	MURPHY	NARCOTICS	P	O18	10/01/1999	30	-	30
SUFFOLK									
1	MULLEN	CATTERSON	NARCOTICS	P	S	01/21/1999	30	1	60
2	MULLEN	CATTERSON	NARCOTICS	E	O8	02/11/1999	30	-	30
3	GAZZILLO	CATTERSON	GAMBLING	P	S	02/19/1999	30	-	30
4	GAZZILLO	CATTERSON	GAMBLING	P	S	02/19/1999	30	3	120

<sup>1</sup> The prosecuting official authorized the filing of the application under provisions of the state's statute. (See Table 1 for this state's statutory citation.)

<sup>2</sup> Type: P=Phone Wire, M=Micro-Eavesdrop, E=Electronic, NR=Not Reported.

<sup>3</sup> Place: S=Single Family Dwelling, A=Apartment, M=Multiple Dwelling, B=Business, R=Roving, O=Other.

Other: 6=Automobile/Van, 7=Briefcase, 8=Cellular/Mobile Phone, 9=Cemetery, 10=Closed Circuit TV, 11=Container, 12=Digital Display Pager, 13=Facsimile, 14=Garage/Parking Lot, 15=Hospital, 16=Hotel Room/Motel Room, 17=Jail, 18=Mobile Home/Trailer, 19=Package/Cargo, 20=Pay Phone, 21=Pen Register, 22=Prison, 23=Social Club, 24=Storage, 25=Telefax, 26=Courthouse, 27=Street, 28=Computer, 29=School.

TABLE B-1  
STATE NEW YORK

CALENDAR YEAR 1999

REPORT BY PROSECUTORS OF COURT-AUTHORIZED INTERCEPTS OF WIRE, ORAL, OR ELECTRONIC COMMUNICATIONS  
PURSUANT TO TITLE 18 U.S.C. 2519

A.O. Number	Number Of Days in Oper- ation <sup>4</sup>	Average Inter- cepts per Day	Number of <sup>5</sup>			Costs		Number of					
			Persons Inter- cepted	Intercepts	Incrim- inating Intercepts	Total Cost in \$	Other Than Manpower in \$	Arrests	Trials	Motions to Suppress Intercepts <sup>6</sup>			Persons Con- victed
										G	D	P	
QUEENS (CONTINUED)													
11	137	105	175	14,330	4,759	413,705	86,705	-	-	-	-	-	-
12	I	-	-	-	-	3,910	3,750	-	-	-	-	-	-
13	86	31	96	2,646	1,343	18,200	17,200	4	-	-	-	-	2
14	60	14	156	849	60	50,050	10,050	-	-	-	-	-	-
15	4	9	6	34	3	23,400	1,000	1	-	-	-	-	-
RENSSELAER													
1	29	10	1	290	-	6,000	200	-	-	-	-	-	-
ROCKLAND													
1	89	40	154	3,554	362	165,200	1,200	5	-	-	4	-	4
2	29	44	160	1,262	37	RELATED TO NO. 1							
3	76	13	87	1,020	1,020	RELATED TO NO. 1							
4	NI	-	-	-	-	-	-	-	-	-	-	-	-
5	55	14	112	757	184	RELATED TO NO. 1							
6	52	37	273	1,901	265	RELATED TO NO. 1							
3**	18	31	300	560	20	RELATED TO NO. 4**							
4**	25	25	250	620	50	26,000	1,000	1	-	-	-	-	1
5**	18	-	-	-	-	RELATED TO NO. 4**							
6**	28	75	1,910	2,105	1,900	RELATED TO NO. 4**							
SARATOGA													
1	25	68	25	1,695	800	33,903	-	-	-	-	-	-	-
SUFFOLK													
1	57	75	275	4,256	1,784	172,508	3,743	33	-	-	-	-	21
2	25	20	275	497	204	RELATED TO NO. 1							
3	25	8	-	209	-	RELATED TO NO. 4							
4	111	51	25	5,607	200	106,459	4,000	9	-	-	-	-	2

<sup>4</sup> NI indicates never installed. I indicates installed but never used. NP indicates no prosecutor's report.

<sup>5</sup> NR indicates not reported or could not be determined.

<sup>6</sup> Motions: G=Granted, D=Denied, P=Pending.

\* This wiretap was terminated during 1997 or earlier, but was not reported at that time because it was part of an ongoing investigation.

\*\*This wiretap was terminated during 1998, but was not reported at that time because it was part of an ongoing investigation.

TABLE B-1  
STATE NEW YORK

CALENDAR YEAR 1999

REPORT BY JUDGES OF COURT-AUTHORIZED INTERCEPTS OF WIRE, ORAL, OR ELECTRONIC COMMUNICATIONS  
PURSUANT TO TITLE 18 U.S.C. 2519

A.O. Number	Authorizing Official		Offense Specified	Intercept		Date of Application and (Amendment)	Authorized Length		
	Judge	Prosecutor <sup>1</sup>		Type <sup>2</sup>	Place <sup>3</sup>		Original Order (Days)	Number of Extensions	Total Length (Days)
SUFFOLK (CONTINUED)									
5	GAZZILLO	CATTERSON	GAMBLING	P	S	02/19/1999	30	3	120
6	GAZZILLO	CATTERSON	GAMBLING	P	S	02/19/1999	30	3	120
7	GAZZILLO	CATTERSON	GAMBLING	E	O12	03/08/1999	30	1	60
8	DOYLE	CATTERSON	GAMBLING	P	S	03/09/1999	30	-	30
9	SULLIVAN	CATTERSON	GAMBLING	P	S	03/22/1999	30	-	30
10	SULLIVAN	CATTERSON	GAMBLING	P	S	03/22/1999	30	-	30
11	GAZZILLO	CATTERSON	GAMBLING	P	S	04/07/1999	30	2	90
12	GAZZILLO	CATTERSON	GAMBLING	E	O12	04/21/1999	30	1	60
13	BRACKEN	CATTERSON	GAMBLING	E	O8	05/11/1999	30	-	30
14	BRACKEN	CATTERSON	GAMBLING	E	O8	05/11/1999	30	-	30
15	BRACKEN	CATTERSON	GAMBLING	E	O8	05/11/1999	30	-	30
16	FARNETI	CATTERSON	NARCOTICS	P	S	10/22/1999	30	1	60
17	FARNETI	CATTERSON	NARCOTICS	E	O12	10/22/1999	30	1	60
18	FARNETI	CATTERSON	NARCOTICS	P	S	11/19/1999	30	-	30
19	FARNETI	CATTERSON	NARCOTICS	P	A	11/19/1999	30	-	30
20	FARNETI	CATTERSON	NARCOTICS	P	S	11/19/1999	30	-	30
21	FARNETI	CATTERSON	NARCOTICS	E	O12	11/19/1999	30	-	30
22	GAZZILLO	CATTERSON	MURDER	P	S	12/17/1999	30	-	30
TOMPKINS									
1	SHERMAN	DENTES	NARCOTICS	P	A	03/24/1999	30	-	30
2	SHERMAN	DENTES	NARCOTICS	P	A	05/04/1999	30	-	30
WESTCHESTER									
1	SMITH	PIRRO	NARCOTICS	P	A	06/04/1998	30	10	330
2	MARCUS	PIRRO	GAMBLING	P	B	09/29/1998	30	6	210
3	MARCUS	PIRRO	GAMBLING	P	B	09/29/1998	30	7	240

<sup>1</sup> The prosecuting official authorized the filing of the application under provisions of the state's statute. (See Table 1 for this state's statutory citation.)

<sup>2</sup> Type: P=Phone Wire, M=Micro-Eavesdrop, E=Electronic, NR=Not Reported.

<sup>3</sup> Place: S=Single Family Dwelling, A=Apartment, M=Multiple Dwelling, B=Business, R=Roving, O=Other.

Other: 6=Automobile/Van, 7=Briefcase, 8=Cellular/Mobile Phone, 9=Cemetery, 10=Closed Circuit TV, 11=Container, 12=Digital Display Pager, 13=Facsimile, 14=Garage/Parking Lot, 15=Hospital, 16=Hotel Room/Motel Room, 17=Jail, 18=Mobile Home/Trailer, 19=Package/Cargo, 20=Pay Phone, 21=Pen Register, 22=Prison, 23=Social Club, 24=Storage, 25=Telefax, 26=Courthouse, 27=Street, 28=Computer, 29=School.

TABLE B-1  
STATE NEW YORK

CALENDAR YEAR 1999

REPORT BY PROSECUTORS OF COURT-AUTHORIZED INTERCEPTS OF WIRE, ORAL, OR ELECTRONIC COMMUNICATIONS  
PURSUANT TO TITLE 18 U.S.C. 2519

A.O. Number	Number Of Days in Oper- ation <sup>4</sup>	Average Inter- cepts per Day	Number of <sup>5</sup>			Costs		Number of						
			Persons Inter- cepted	Intercepts	Incrim- inating Intercepts	Total Cost in \$	Other Than Manpower in \$	Arrests	Trials	Motions to Suppress Intercepts <sup>6</sup>			Persons Con- victed	
										G	D	P		
SUFFOLK (CONTINUED)														
5	111	51	25	5,607	200	RELATED TO NO. 4								
6	111	51	25	5,607	200	RELATED TO NO. 4								
7	30	1	-	38	-	RELATED TO NO. 4								
8	20	48	52	968	968	5,751	1,100	10	-	-	-	-		10
9	7	16	15	112	112	RELATED TO NO. 8		3	-	-	-	-		3
10	7	25	33	175	175	RELATED TO NO. 8		3	-	-	-	-		3
11	102	16	23	1,653	125	RELATED TO NO. 4								
12	26	4	-	93	-	RELATED TO NO. 4								
13	25	24	38	602	602	RELATED TO NO. 4								
14	20	21	18	427	427	RELATED TO NO. 4								
15	30	22	22	663	600	RELATED TO NO. 4								
16	57	34	65	1,952	242	238,545	6,017	14	-	-	-	-		-
17	57	4	-	240	120	RELATED TO NO. 16								
18	19	32	65	606	38	RELATED TO NO. 16								
19	8	-	-	-	-	RELATED TO NO. 16								
20	29	53	65	1,526	194	RELATED TO NO. 16								
21	29	1	-	26	26	RELATED TO NO. 16								
22	6	3	7	15	-	1,420	890	2	-	-	-	-		-
TOMPKINS														
1	NP	-	-	-	-	-	-	-	-	-	-	-		-
2	NP	-	-	-	-	-	-	-	-	-	-	-		-
WESTCHESTER														
1	309	36	68	11,241	438	589,000	29,000	-	-	-	-	-		-
2	203	13	227	2,630	2,506	134,860	4,300	-	-	-	-	-		-
3	231	21	215	4,759	4,572	152,780	4,300	4	-	-	-	-		-

<sup>4</sup> NI indicates never installed. I indicates installed but never used. NP indicates no prosecutor's report.

<sup>5</sup> NR indicates not reported or could not be determined.

<sup>6</sup> Motions: G=Granted, D=Denied, P=Pending.

\* This wiretap was terminated during 1997 or earlier, but was not reported at that time because it was part of an ongoing investigation.

\*\*This wiretap was terminated during 1998, but was not reported at that time because it was part of an ongoing investigation.

TABLE B-1  
STATE NEW YORK

CALENDAR YEAR 1999

REPORT BY JUDGES OF COURT-AUTHORIZED INTERCEPTS OF WIRE, ORAL, OR ELECTRONIC COMMUNICATIONS  
PURSUANT TO TITLE 18 U.S.C. 2519

A.O. Number	Authorizing Official		Offense Specified	Intercept		Date of Application and (Amendment)	Authorized Length		
	Judge	Prosecutor <sup>1</sup>		Type <sup>2</sup>	Place <sup>3</sup>		Original Order (Days)	Number of Extensions	Total Length (Days)
WESTCHESTER (CONTINUED)									
4	SMITH	PIRRO	NARCOTICS	P	A	11/06/1998	30	5	180
5	MARCUS	PIRRO	USURY	M	O23	12/10/1998	30	6	210
6	SMITH	PIRRO	NARCOTICS	P	A	12/15/1998	30	1	60
7	SMITH	PIRRO	NARCOTICS	E	RO8	12/15/1998	30	-	30
8	SMITH	PIRRO	NARCOTICS	E	O12	12/16/1998	30	-	30
9	ZAMBELLI	PIRRO	GAMBLING	E	O8	01/29/1999	30	3	120
10	SMITH	PIRRO	NARCOTICS	P	A	02/11/1999	30	3	120
11	SMITH	PIRRO	NARCOTICS	E	O8	03/26/1999	30	2	90
12	ZAMBELLI	PIRRO	GAMBLING	E	O8	04/26/1999	30	2	90
13	MARLOWE	PIRRO	NARCOTICS	P	A	05/13/1999	30	4	150
14	MARCUS	PIRRO	GAMBLING	P	A	06/09/1999	30	1	60
15	ZAMBELLI	PIRRO	GAMBLING	E	O8	08/02/1999	30	2	90
16	ZAMBELLI	PIRRO	GAMBLING	E	O8	08/02/1999	30	2	90
17	ZAMBELLI	PIRRO	GAMBLING	E	O8	08/02/1999	30	2	90
18	MARCUS	PIRRO	GAMBLING	P	A	08/02/1999	30	1	60
19	MARCUS	PIRRO	GAMBLING	P	A	08/02/1999	30	1	60
20	MARCUS	PIRRO	GAMBLING	P	B	08/02/1999	30	1	60
21	LEAVITT	PIRRO	NARCOTICS	ME	SO12	10/07/1999	30	-	30
22	SMITH	PIRRO	NARCOTICS	P	A	10/19/1999	30	-	30
23	SMITH	PIRRO	NARCOTICS	E	O8	11/09/1999	30	-	30
24**	SMITH	DONOHUE	NARCOTICS	E	O8	11/06/1998	30	-	30
25**	LANGE	PIRRO	NARCOTICS	P	S	11/06/1998	30	-	30

<sup>1</sup> The prosecuting official authorized the filing of the application under provisions of the state's statute. (See Table 1 for this state's statutory citation.)

<sup>2</sup> Type: P=Phone Wire, M=Micro-Eavesdrop, E=Electronic, NR=Not Reported.

<sup>3</sup> Place: S=Single Family Dwelling, A=Apartment, M=Multiple Dwelling, B=Business, R=Roving, O=Other.

Other: 6=Automobile/Van, 7=Briefcase, 8=Cellular/Mobile Phone, 9=Cemetery, 10=Closed Circuit TV, 11=Container, 12=Digital Display Pager, 13=Facsimile, 14=Garage/Parking Lot, 15=Hospital, 16=Hotel Room/Motel Room, 17=Jail, 18=Mobile Home/Trailer, 19=Package/Cargo, 20=Pay Phone, 21=Pen Register, 22=Prison, 23=Social Club, 24=Storage, 25=Telefax, 26=Courthouse, 27=Street, 28=Computer, 29=School.

TABLE B-1  
STATE NEW YORK

CALENDAR YEAR 1999

REPORT BY PROSECUTORS OF COURT-AUTHORIZED INTERCEPTS OF WIRE, ORAL, OR ELECTRONIC COMMUNICATIONS  
PURSUANT TO TITLE 18 U.S.C. 2519

A.O. Number	Number Of Days in Oper- ation <sup>4</sup>	Average Inter- cepts per Day	Number of <sup>5</sup>			Costs		Number of						
			Persons Inter- cepted	Intercepts	Incrim- inating Intercepts	Total Cost in \$	Other Than Manpower in \$	Arrests	Trials	Motions to Suppress Intercepts <sup>6</sup>			Persons Con- victed	
										G	D	P		
WESTCHESTER (CONTINUED)														
4	168	30	40	5,111	235	RELATED TO NO. 1								
5	179	10	17	1,797	741	131,940	6,500	-	-	-	-	-	-	
6	51	1	6	68	4	RELATED TO NO. 1								
7	29	-	3	6	2	RELATED TO NO. 1								
8	29	1	NR	28	NR	RELATED TO NO. 1								
9	114	5	65	555	396	79,620	4,100	-	-	-	-	-	-	
10	115	56	25	6,456	52	RELATED TO NO. 1								
11	34	3	8	112	3	RELATED TO NO. 1								
12	85	11	46	953	915	62,176	6,496	16	-	-	-	-	-	
13	143	19	20	2,672	68	RELATED TO NO. 1								
14	42	62	44	2,607	2,510	31,998	3,838	-	-	-	-	-	-	
15	62	3	34	181	156	49,400	4,600	-	-	-	-	-	-	
16	62	7	47	416	353	RELATED TO NO. 15								
17	62	-	11	27	19	RELATED TO NO. 15								
18	55	10	28	538	536	43,536	3,856	-	-	-	-	-	-	
19	55	9	43	510	489	RELATED TO NO. 18								
20	55	1	12	28	12	RELATED TO NO. 18								
21	20	6	48	116	89	15,900	11,200	5	-	-	-	-	-	
22	27	48	15	1,300	4	RELATED TO NO. 1								
23	27	17	10	465	4	RELATED TO NO. 1								
24**	8	-	2	2	-	RELATED TO NO. 1								
25**	NI	-	-	-	-	-	-	-	-	-	-	-	-	

<sup>4</sup> NI indicates never installed. I indicates installed but never used. NP indicates no prosecutor's report.

<sup>5</sup> NR indicates not reported or could not be determined.

<sup>6</sup> Motions: G=Granted, D=Denied, P=Pending.

\* This wiretap was terminated during 1997 or earlier, but was not reported at that time because it was part of an ongoing investigation.

\*\*This wiretap was terminated during 1998, but was not reported at that time because it was part of an ongoing investigation.

REPORT BY JUDGES OF COURT-AUTHORIZED INTERCEPTS OF WIRE, ORAL, OR ELECTRONIC COMMUNICATIONS  
PURSUANT TO TITLE 18 U.S.C. 2519

A.O. Number	Authorizing Official		Offense Specified	Intercept		Date of Application and (Amendment)	Authorized Length		
	Judge	Prosecutor <sup>1</sup>		Type <sup>2</sup>	Place <sup>3</sup>		Original Order (Days)	Number of Extensions	Total Length (Days)
DARKE									
1	YARBROUGH	HOWELL	MURDER	M	O9	02/19/1999	9	-	9
2	YARBROUGH	HOWELL	MURDER	M	O9	03/25/1999	10	-	10
1**	BIXLER	HEIN	MURDER	M	O9	02/19/1998	6	-	6
ROSS									
1	CORZINE	NUSBAUM	ASSAULT	P	A	03/23/1999	30	-	30

<sup>1</sup> The prosecuting official authorized the filing of the application under provisions of the state's statute. (See Table 1 for this state's statutory citation.)<sup>2</sup> Type: P=Phone Wire, M=Micro-Eavesdrop, E=Electronic, NR=Not Reported.<sup>3</sup> Place: S=Single Family Dwelling, A=Apartment, M=Multiple Dwelling, B=Business, R=Roving, O=Other.

Other: 6=Automobile/Van, 7=Briefcase, 8=Cellular/Mobile Phone, 9=Cemetery, 10=Closed Circuit TV, 11=Container, 12=Digital Display Pager, 13=Facsimile, 14=Garage/Parking Lot, 15=Hospital, 16=Hotel Room/Motel Room, 17=Jail, 18=Mobile Home/Trailer, 19=Package/Cargo, 20=Pay Phone, 21=Pen Register, 22=Prison, 23=Social Club, 24=Storage, 25=Telefax, 26=Courthouse, 27=Street, 28=Computer, 29=School.

TABLE B-1  
STATE OHIO

CALENDAR YEAR 1999

REPORT BY PROSECUTORS OF COURT-AUTHORIZED INTERCEPTS OF WIRE, ORAL, OR ELECTRONIC COMMUNICATIONS  
PURSUANT TO TITLE 18 U.S.C. 2519

A.O. Number	Number Of Days in Oper- ation <sup>4</sup>	Average Inter- cepts per Day	Number of <sup>5</sup>			Costs		Number of					
			Persons Inter- cepted	Intercepts	Incrim- inating Intercepts	Total Cost in \$	Other Than Manpower in \$	Arrests	Trials	Motions to Suppress Intercepts <sup>6</sup>			Persons Con- victed
										G	D	P	
DARKE													
1	I	-	-	-	-	12,300	3,500	-	-	-	-	-	-
2	10	-	1	1	1	12,000	3,500	-	-	-	-	-	-
1**	I	-	-	-	-	-	-	-	-	-	-	-	-
ROSS													
1	NI	-	-	-	-	-	-	-	-	-	-	-	-

<sup>4</sup> NI indicates never installed. I indicates installed but never used. NP indicates no prosecutor's report.

<sup>5</sup> NR indicates not reported or could not be determined.

<sup>6</sup> Motions: G=Granted, D=Denied, P=Pending.

\* This wiretap was terminated during 1997 or earlier, but was not reported at that time because it was part of an ongoing investigation.

\*\*This wiretap was terminated during 1998, but was not reported at that time because it was part of an ongoing investigation.



TABLE B-1  
STATE OKLAHOMA

CALENDAR YEAR 1999

REPORT BY JUDGES OF COURT-AUTHORIZED INTERCEPTS OF WIRE, ORAL, OR ELECTRONIC COMMUNICATIONS  
PURSUANT TO TITLE 18 U.S.C. 2519

A.O. Number	Authorizing Official		Offense Specified	Intercept		Date of Application and (Amendment)	Authorized Length		
	Judge	Prosecutor <sup>1</sup>		Type <sup>2</sup>	Place <sup>3</sup>		Original Order (Days)	Number of Extensions	Total Length (Days)
OKLAHOMA									
1	CHAPEL	HAMMOND	NARCOTICS	P	S	02/17/1999	30	-	30
2	STRUBHAR	MACY	NARCOTICS	P	S	02/17/1999	30	-	30
3	LUMPKIN	MACY	NARCOTICS	E	O12	04/05/1999	30	-	30
4	LUMPKIN	MACY	NARCOTICS	P	S	04/30/1999	30	-	30
5	STRUBHAR	MACY	NARCOTICS	E	O8	07/06/1999	30	1	60
6	STRUBHAR	MACY	NARCOTICS	P	S	07/06/1999	30	-	30
1*	CHAPEL	HAMMOND	NARCOTICS	P	S	04/27/1997	30	-	30
2*	CHAPEL	HAMMOND	NARCOTICS	P	S	09/09/1997	30	2	90
STATE ATTORNEY GENERAL									
1*	CHAPEL	EDMONDSON	NARCOTICS	P	S	04/30/1997	30	1	60
2*	CHAPEL	EDMONDSON	NARCOTICS	P	S	05/21/1997	30	-	30

<sup>1</sup> The prosecuting official authorized the filing of the application under provisions of the state's statute. (See Table 1 for this state's statutory citation.)

<sup>2</sup> Type: P=Phone Wire, M=Micro-Eavesdrop, E=Electronic, NR=Not Reported.

<sup>3</sup> Place: S=Single Family Dwelling, A=Apartment, M=Multiple Dwelling, B=Business, R=Roving, O=Other.

Other: 6=Automobile/Van, 7=Briefcase, 8=Cellular/Mobile Phone, 9=Cemetery, 10=Closed Circuit TV, 11=Container, 12=Digital Display Pager, 13=Facsimile, 14=Garage/Parking Lot, 15=Hospital, 16=Hotel Room/Motel Room, 17=Jail, 18=Mobile Home/Trailer, 19=Package/Cargo, 20=Pay Phone, 21=Pen Register, 22=Prison, 23=Social Club, 24=Storage, 25=Telefax, 26=Courthouse, 27=Street, 28=Computer, 29=School.

TABLE B-1  
STATE OKLAHOMA

CALENDAR YEAR 1999

REPORT BY PROSECUTORS OF COURT-AUTHORIZED INTERCEPTS OF WIRE, ORAL, OR ELECTRONIC COMMUNICATIONS  
PURSUANT TO TITLE 18 U.S.C. 2519

A.O. Number	Number Of Days in Oper- ation <sup>4</sup>	Average Inter- cepts per Day	Number of <sup>5</sup>			Costs		Number of						
			Persons Inter- cepted	Intercepts	Incrim- inating Intercepts	Total Cost in \$	Other Than Manpower in \$	Arrests	Trials	Motions to Suppress Intercepts <sup>6</sup>			Persons Con- victed	
										G	D	P		
OKLAHOMA														
1	NI	-	-	-	-	-	-	-	-	-	-	-	-	
2	I	-	-	-	-	-	-	-	-	-	-	-	-	
3	18	101	132	1,819	252	144,000	32,112	12	-	-	-	-	-	
4	14	296	209	4,140	364	132,000	29,436	-	-	-	-	-	-	
5	51	81	103	4,140	461	153,000	34,119	-	-	-	-	-	-	
6	29	223	421	6,461	163	267,000	59,541	19	-	-	-	-	-	
1*	11	11	121	121	16	-	-	-	-	-	-	-	-	
2*	90	44	3,926	3,926	1,294	320,000	20,000	9	-	-	-	-	-	
STATE ATTORNEY GENERAL														
1*	59	47	5,502	2,751	84	177,076	84,060	11	-	-	-	-	9	
2*	30	60	3,620	1,810	155	RELATED TO NO. 1*								

<sup>4</sup> NI indicates never installed. I indicates installed but never used. NP indicates no prosecutor's report.

<sup>5</sup> NR indicates not reported or could not be determined.

<sup>6</sup> Motions: G=Granted, D=Denied, P=Pending.

\* This wiretap was terminated during 1997 or earlier, but was not reported at that time because it was part of an ongoing investigation.

\*\*This wiretap was terminated during 1998, but was not reported at that time because it was part of an ongoing investigation.

TABLE B-1  
STATE OREGON

CALENDAR YEAR 1999

REPORT BY JUDGES OF COURT-AUTHORIZED INTERCEPTS OF WIRE, ORAL, OR ELECTRONIC COMMUNICATIONS  
PURSUANT TO TITLE 18 U.S.C. 2519

A.O. Number	Authorizing Official		Offense Specified	Intercept		Date of Application and (Amendment)	Authorized Length		
	Judge	Prosecutor <sup>1</sup>		Type <sup>2</sup>	Place <sup>3</sup>		Original Order (Days)	Number of Extensions	Total Length (Days)
MULTNOMAH									
1	MARCUS	SCHRUNK	MURDER	PME	AO8	04/09/1999	30	-	30

<sup>1</sup> The prosecuting official authorized the filing of the application under provisions of the state's statute. (See Table 1 for this state's statutory citation.)

<sup>2</sup> Type: P=Phone Wire, M=Micro-Eavesdrop, E=Electronic, NR=Not Reported.

<sup>3</sup> Place: S=Single Family Dwelling, A=Apartment, M=Multiple Dwelling, B=Business, R=Roving, O=Other.

Other: 6=Automobile/Van, 7=Briefcase, 8=Cellular/Mobile Phone, 9=Cemetery, 10=Closed Circuit TV, 11=Container, 12=Digital Display Pager, 13=Facsimile, 14=Garage/Parking Lot, 15=Hospital, 16=Hotel Room/Motel Room, 17=Jail, 18=Mobile Home/Trailer, 19=Package/Cargo, 20=Pay Phone, 21=Pen Register, 22=Prison, 23=Social Club, 24=Storage, 25=Telefax, 26=Courthouse, 27=Street, 28=Computer, 29=School.

TABLE B-1  
STATE OREGON

CALENDAR YEAR 1999

REPORT BY PROSECUTORS OF COURT-AUTHORIZED INTERCEPTS OF WIRE, ORAL, OR ELECTRONIC COMMUNICATIONS  
PURSUANT TO TITLE 18 U.S.C. 2519

A.O. Number	Number Of Days in Oper- ation <sup>4</sup>	Average Inter- cepts per Day	Number of <sup>5</sup>			Costs		Number of					
			Persons Inter- cepted	Intercepts	Incrim- inating Intercepts	Total Cost in \$	Other Than Manpower in \$	Arrests	Trials	Motions to Suppress Intercepts <sup>6</sup>			Persons Con- victed
										G	D	P	
MULTNOMAH													
1	26	92	180	2,388	1,000	136,154	3,000	2	-	-	-	2	-

<sup>4</sup> NI indicates never installed. I indicates installed but never used. NP indicates no prosecutor's report.

<sup>5</sup> NR indicates not reported or could not be determined.

<sup>6</sup> Motions: G=Granted, D=Denied, P=Pending.

\* This wiretap was terminated during 1997 or earlier, but was not reported at that time because it was part of an ongoing investigation.

\*\*This wiretap was terminated during 1998, but was not reported at that time because it was part of an ongoing investigation.

TABLE B-1  
STATE PENNSYLVANIA

CALENDAR YEAR 1999

REPORT BY JUDGES OF COURT-AUTHORIZED INTERCEPTS OF WIRE, ORAL, OR ELECTRONIC COMMUNICATIONS  
PURSUANT TO TITLE 18 U.S.C. 2519

A.O. Number	Authorizing Official		Offense Specified	Intercept		Date of Application and (Amendment)	Authorized Length		
	Judge	Prosecutor <sup>1</sup>		Type <sup>2</sup>	Place <sup>3</sup>		Original Order (Days)	Number of Extensions	Total Length (Days)
BERKS									
1	POPOVICH	BALDWIN	CORRUPTION	E	O8	01/25/1999	30	1	60
2	EAKIN	BALDWIN	CORRUPTION	E	O8	02/05/1999	30	1	60
3	EAKIN	BALDWIN	CORRUPTION	E	O8	02/22/1999	30	-	30
BUCKS									
1	SCHILLER	GIBBONS	NARCOTICS	E	O12	03/31/1999	30	-	30
CHESTER									
1	CAVANAUGH	SARCIONE	NARCOTICS	E	O12	04/12/1999	30	-	30
2	CAVANAUGH	SARCIONE	NARCOTICS	E	O12	04/12/1999	30	-	30
3	CAVANAUGH	SARCIONE	NARCOTICS	E	O12	04/12/1999	30	-	30
DELAWARE									
1	KELLY	MEEHAN	MURDER	P	O17	10/07/1999	30	-	30
2	KELLY	MEEHAN	MURDER	P	O17	10/07/1999	30	-	30
3	KELLY	MEEHAN	MURDER	P	O17	10/07/1999	30	-	30
4	KELLY	MEEHAN	MURDER	P	O17	10/07/1999	30	-	30
5	KELLY	MEEHAN	MURDER	P	O17	10/07/1999	30	-	30
6	KELLY	MEEHAN	MURDER	P	O17	10/07/1999	30	-	30
LACKAWANNA									
1	STEVENS	BARRASSE	NARCOTICS	P	A	12/07/1998	30	-	30
2**	STEVENS	BARRASSE	GAMBLING	P	S	01/20/1998	30	-	30
MONTGOMERY									
1	SHILLER	MARINO	NARCOTICS	P	B	02/08/1999	30	-	30
2	SHILLER	MARINO	NARCOTICS	E	O8	02/08/1999	30	-	30
3	SHILLER	MARINO	NARCOTICS	E	O8,O12	02/08/1999	30	-	30

<sup>1</sup> The prosecuting official authorized the filing of the application under provisions of the state's statute. (See Table 1 for this state's statutory citation.)

<sup>2</sup> Type: P=Phone Wire, M=Micro-Eavesdrop, E=Electronic, NR=Not Reported.

<sup>3</sup> Place: S=Single Family Dwelling, A=Apartment, M=Multiple Dwelling, B=Business, R=Roving, O=Other.

Other: 6=Automobile/Van, 7=Briefcase, 8=Cellular/Mobile Phone, 9=Cemetery, 10=Closed Circuit TV, 11=Container, 12=Digital Display Pager, 13=Facsimile, 14=Garage/Parking Lot, 15=Hospital, 16=Hotel Room/Motel Room, 17=Jail, 18=Mobile Home/Trailer, 19=Package/Cargo, 20=Pay Phone, 21=Pen Register, 22=Prison, 23=Social Club, 24=Storage, 25=Telefax, 26=Courthouse, 27=Street, 28=Computer, 29=School.

TABLE B-1  
STATE PENNSYLVANIA

CALENDAR YEAR 1999

REPORT BY PROSECUTORS OF COURT-AUTHORIZED INTERCEPTS OF WIRE, ORAL, OR ELECTRONIC COMMUNICATIONS  
PURSUANT TO TITLE 18 U.S.C. 2519

A.O. Number	Number Of Days in Oper- ation <sup>4</sup>	Average Inter- cepts per Day	Number of <sup>5</sup>			Costs		Number of						
			Persons Inter- cepted	Intercepts	Incrim- inating Intercepts	Total Cost in \$	Other Than Manpower in \$	Arrests	Trials	Motions to Suppress Intercepts <sup>6</sup>			Persons Con- victed	
										G	D	P		
BERKS														
1	44	28	57	1,249	323	203,097	3,521	16	-	-	-	-	12	
2	40	38	70	1,510	170	RELATED TO NO. 1								
3	23	15	25	351	92	RELATED TO NO. 1								
BUCKS														
1	30	1	13	30	29	468	-	2	1	-	-	-	2	
CHESTER														
1	15	1	4	20	9	1,425	300	-	-	-	-	-	-	
2	NI	-	-	-	-	-	-	-	-	-	-	-	-	
3	14	1	4	14	6	1,350	300	-	-	-	-	-	-	
DELAWARE														
1	30	-	-	-	-	8,833	-	1	-	-	-	1	-	
2	30	-	-	-	-	RELATED TO NO. 1								
3	30	-	-	-	-	RELATED TO NO. 1								
4	30	-	-	-	-	RELATED TO NO. 1								
5	30	-	-	-	-	RELATED TO NO. 1								
6	30	-	2	1	1	RELATED TO NO. 1								
LACKAWANNA														
1	NP	-	-	-	-	-	-	-	-	-	-	-	-	
2**	NP	-	-	-	-	-	-	-	-	-	-	-	-	
MONTGOMERY														
1	8	38	87	300	6	33,139	1,520	9	1	-	-	-	1	
2	8	31	97	249	46	RELATED TO NO. 1								
3	8	3	9	26	4	RELATED TO NO. 1								

<sup>4</sup> NI indicates never installed. I indicates installed but never used. NP indicates no prosecutor's report.

<sup>5</sup> NR indicates not reported or could not be determined.

<sup>6</sup> Motions: G=Granted, D=Denied, P=Pending.

\* This wiretap was terminated during 1997 or earlier, but was not reported at that time because it was part of an ongoing investigation.

\*\*This wiretap was terminated during 1998, but was not reported at that time because it was part of an ongoing investigation.

TABLE B-1

STATE PENNSYLVANIA

CALENDAR YEAR 1999

**REPORT BY JUDGES OF COURT-AUTHORIZED INTERCEPTS OF WIRE, ORAL, OR ELECTRONIC COMMUNICATIONS  
PURSUANT TO TITLE 18 U.S.C. 2519**

A.O. Number	Authorizing Official		Offense Specified	Intercept		Date of Application and (Amendment)	Authorized Length		
	Judge	Prosecutor <sup>1</sup>		Type <sup>2</sup>	Place <sup>3</sup>		Original Order (Days)	Number of Extensions	Total Length (Days)
MONTGOMERY (CONTINUED)									
4	BECK	MARINO	KIDNAPPING	M	O15	06/17/1999	1	-	1
5	KELLY	MARINO	NARCOTICS	P	B	07/08/1999	30	-	30
6	KELLY	MARINO	NARCOTICS	P	R	07/08/1999	30	-	30
7	KELLY	MARINO	NARCOTICS	E	RO12	07/08/1999	30	-	30
8	SCHILLER	CASTOR	ESCAPE	PE	RO8,O22	09/26/1999	30	-	30
PHILADELPHIA									
1	CAVANAUGH	ABRAHAM	NARCOTICS	P	S	11/30/1998	30	1	60
2	CAVANAUGH	ABRAHAM	NARCOTICS	E	O12	11/30/1998	30	1	60
3	CAVANAUGH	ABRAHAM	NARCOTICS	E	O8	11/30/1998	30	1	60
4	CAVANAUGH	ABRAHAM	NARCOTICS	P	S	01/05/1999	30	-	30
5	CAVANAUGH	ABRAHAM	NARCOTICS	E	O12	01/05/1999	30	-	30
6	KELLY	ABRAHAM	RACKETEERING	P	A	06/11/1999	30	-	30
7	KELLY	ABRAHAM	RACKETEERING	P	A	06/11/1999	30	-	30
8	KELLY	ABRAHAM	RACKETEERING	P	A	06/11/1999	30	-	30
9	KELLY	ABRAHAM	RACKETEERING	P	A	06/11/1999	30	-	30
10	KELLY	ABRAHAM	RACKETEERING	P	A	06/11/1999	30	-	30
11	KELLY	ABRAHAM	RACKETEERING	P	A	06/11/1999	30	-	30
12	KELLY	ABRAHAM	RACKETEERING	E	O8	06/11/1999	30	2	90
13	KELLY	ABRAHAM	RACKETEERING	E	O8	06/11/1999	30	-	30
14	KELLY	ABRAHAM	RACKETEERING	P	A	06/14/1999	30	-	30
15	KELLY	ABRAHAM	RACKETEERING	P	S	06/29/1999	30	-	30
16	KELLY	ABRAHAM	RACKETEERING	P	S	06/29/1999	30	-	30
17	KELLY	ABRAHAM	RACKETEERING	P	S	06/29/1999	30	-	30
18	KELLY	ABRAHAM	RACKETEERING	E	O8	07/22/1999	30	4	150

<sup>1</sup> The prosecuting official authorized the filing of the application under provisions of the state's statute. (See Table 1 for this state's statutory citation.)

<sup>2</sup> Type: P=Phone Wire, M=Micro-Eavesdrop, E=Electronic, NR=Not Reported.

<sup>3</sup> Place: S=Single Family Dwelling, A=Apartment, M=Multiple Dwelling, B=Business, R=Roving, O=Other.

Other: 6=Automobile/Van, 7=Briefcase, 8=Cellular/Mobile Phone, 9=Cemetery, 10=Closed Circuit TV, 11=Container, 12=Digital Display Pager, 13=Facsimile, 14=Garage/Parking Lot, 15=Hospital, 16=Hotel Room/Motel Room, 17=Jail, 18=Mobile Home/Trailer, 19=Package/Cargo, 20=Pay Phone, 21=Pen Register, 22=Prison, 23=Social Club, 24=Storage, 25=Telefax, 26=Courthouse, 27=Street, 28=Computer, 29=School.

TABLE B-1

STATE PENNSYLVANIA

CALENDAR YEAR 1999

**REPORT BY PROSECUTORS OF COURT-AUTHORIZED INTERCEPTS OF WIRE, ORAL, OR ELECTRONIC COMMUNICATIONS  
PURSUANT TO TITLE 18 U.S.C. 2519**

A.O. Number	Number Of Days in Oper- ation <sup>4</sup>	Average Inter- cepts per Day	Number of <sup>5</sup>			Costs		Number of					
			Persons Inter- cepted	Intercepts	Incrim- inating Intercepts	Total Cost in \$	Other Than Manpower in \$	Arrests	Trials	Motions to Suppress Intercepts <sup>6</sup>			Persons Con- victed
										G	D	P	

**MONTGOMERY (CONTINUED)**

4	1	-	1	-	-	-	-	-	-	-	-	-	-
5	13	43	181	559	44	55,336	3,456	11	-	-	-	-	-
6	13	24	76	306	76	RELATED TO NO. 5							
7	13	4	21	46	25	RELATED TO NO. 5							
8	NP	-	-	-	-	-	-	-	-	-	-	-	-

**PHILADELPHIA**

1	60	42	78	2,548	666	205,823	1,950	-	-	-	-	-	-
2	60	2	298	149	149	RELATED TO NO. 1							
3	60	9	58	511	142	RELATED TO NO. 1							
4	18	30	74	546	32	RELATED TO NO. 1							
5	NI	-	-	-	-	-	-	-	-	-	-	-	-
6	10	92	44	916	672	815,549	42,141	-	-	-	-	-	-
7	10	47	101	465	333	RELATED TO NO. 6							
8	10	18	48	178	127	RELATED TO NO. 6							
9	2	8	1	15	11	RELATED TO NO. 6							
10	10	37	9	370	256	RELATED TO NO. 6							
11	10	34	6	339	152	RELATED TO NO. 6							
12	88	112	277	9,894	4,218	RELATED TO NO. 6							
13	6	13	14	77	10	RELATED TO NO. 6							
14	10	7	21	73	33	RELATED TO NO. 6							
15	30	66	53	1,983	1,335	RELATED TO NO. 6							
16	30	29	50	872	692	RELATED TO NO. 6							
17	30	14	44	422	257	RELATED TO NO. 6							
18	150	75	93	11,321	5,117	RELATED TO NO. 6							

<sup>4</sup> NI indicates never installed. I indicates installed but never used. NP indicates no prosecutor's report.

<sup>5</sup> NR indicates not reported or could not be determined.

<sup>6</sup> Motions: G=Granted, D=Denied, P=Pending.

\* This wiretap was terminated during 1997 or earlier, but was not reported at that time because it was part of an ongoing investigation.

\*\*This wiretap was terminated during 1998, but was not reported at that time because it was part of an ongoing investigation.



TABLE B-1

STATE PENNSYLVANIA

CALENDAR YEAR 1999

**REPORT BY JUDGES OF COURT-AUTHORIZED INTERCEPTS OF WIRE, ORAL, OR ELECTRONIC COMMUNICATIONS  
PURSUANT TO TITLE 18 U.S.C. 2519**

A.O. Number	Authorizing Official		Offense Specified	Intercept		Date of Application and (Amendment)	Authorized Length		
	Judge	Prosecutor <sup>1</sup>		Type <sup>2</sup>	Place <sup>3</sup>		Original Order (Days)	Number of Extensions	Total Length (Days)
PHILADELPHIA (CONTINUED)									
19	KELLY	ABRAHAM	RACKETEERING	P	S	07/29/1999	30	2	90
20	CAVANAUGH	ABRAHAM	NARCOTICS	E	O12	09/29/1999	30	1	60
21	CAVANAUGH	ABRAHAM	NARCOTICS	E	O8	10/13/1999	30	-	30
22	CAVANAUGH	ABRAHAM	NARCOTICS	E	O8	10/13/1999	30	-	30
STATE ATTORNEY GENERAL									
1	SCHILLER	FISHER	NARCOTICS	P	S	11/23/1998	30	1	60
2	SCHILLER	FISHER	NARCOTICS	P	S	12/16/1998	30	-	30
3	SCHILLER	FISHER	NARCOTICS	E	O8	12/23/1998	30	-	30
4	SCHILLER	FISHER	NARCOTICS	E	O8	02/15/1999	30	1	60
5	SCHILLER	FISHER	NARCOTICS	E	O8	03/10/1999	30	2	90
6	STEVENS	FISHER	NARCOTICS	P	S	03/12/1999	30	-	30
7	STEVENS	FISHER	NARCOTICS	P	S	03/22/1999	30	-	30
8	SCHILLER	FISHER	NARCOTICS	E	O8	04/01/1999	30	1	60
9	SCHILLER	FISHER	NARCOTICS	E	O8	04/01/1999	30	1	60
10	SCHILLER	FISHER	NARCOTICS	E	O12	04/08/1999	30	-	30
11	SCHILLER	FISHER	NARCOTICS	P	S	04/08/1999	30	1	60
12	SCHILLER	FISHER	NARCOTICS	E	O8	04/08/1999	30	1	60
13	STEVENS	FISHER	NARCOTICS	P	S	04/12/1999	30	-	30
14	STEVENS	FISHER	NARCOTICS	E	O12	04/12/1999	30	-	30
15	SCHILLER	FISHER	NARCOTICS	E	O8	04/20/1999	30	-	30
16	SCHILLER	FISHER	NARCOTICS	P	S	05/06/1999	30	-	30
17	SCHILLER	FISHER	NARCOTICS	E	O8	05/07/1999	30	-	30
18	SCHILLER	FISHER	NARCOTICS	P	S	05/20/1999	30	-	30
19	SCHILLER	FISHER	NARCOTICS	P	B	05/20/1999	30	-	30

<sup>1</sup> The prosecuting official authorized the filing of the application under provisions of the state's statute. (See Table 1 for this state's statutory citation.)

<sup>2</sup> Type: P=Phone Wire, M=Micro-Eavesdrop, E=Electronic, NR=Not Reported.

<sup>3</sup> Place: S=Single Family Dwelling, A=Apartment, M=Multiple Dwelling, B=Business, R=Roving, O=Other.

Other: 6=Automobile/Van, 7=Briefcase, 8=Cellular/Mobile Phone, 9=Cemetery, 10=Closed Circuit TV, 11=Container, 12=Digital Display Pager, 13=Facsimile, 14=Garage/Parking Lot, 15=Hospital, 16=Hotel Room/Motel Room, 17=Jail, 18=Mobile Home/Trailer, 19=Package/Cargo, 20=Pay Phone, 21=Pen Register, 22=Prison, 23=Social Club, 24=Storage, 25=Telefax, 26=Courthouse, 27=Street, 28=Computer, 29=School.

TABLE B-1  
STATE PENNSYLVANIA

CALENDAR YEAR 1999

REPORT BY PROSECUTORS OF COURT-AUTHORIZED INTERCEPTS OF WIRE, ORAL, OR ELECTRONIC COMMUNICATIONS  
PURSUANT TO TITLE 18 U.S.C. 2519

A.O. Number	Number Of Days in Oper- ation <sup>4</sup>	Average Inter- cepts per Day	Number of <sup>5</sup>			Costs		Number of						
			Persons Inter- cepted	Intercepts	Incrim- inating Intercepts	Total Cost in \$	Other Than Manpower in \$	Arrests	Trials	Motions to Suppress Intercepts <sup>6</sup>			Persons Con- victed	
										G	D	P		
PHILADELPHIA (CONTINUED)														
19	90	75	83	6,718	1,965	RELATED TO NO. 6								
20	41	3	206	103	103	RELATED TO NO. 22								
21	30	8	43	245	65	RELATED TO NO. 22								
22	30	40	61	1,208	233	56,732	1,928	-	-	-	-	-	-	
STATE ATTORNEY GENERAL														
1	57	52	141	2,943	330	400,445	6,881	8	-	-	-	-	-	
2	30	19	65	578	28	RELATED TO NO. 1								
3	14	-	4	4	-	RELATED TO NO. 1								
4	57	29	61	1,658	345	631,652	4,330	-	-	-	-	-	-	
5	65	48	97	3,138	380	RELATED TO NO. 4								
6	14	13	24	175	16	50,899	460	2	-	-	-	-	1	
7	8	17	28	138	18	RELATED TO NO. 6								
8	59	11	44	666	193	RELATED TO NO. 4								
9	58	38	64	2,221	104	RELATED TO NO. 4								
10	19	8	NR	143	NR	RELATED TO NO. 1								
11	60	19	88	1,160	463	RELATED TO NO. 1								
12	59	4	36	250	105	RELATED TO NO. 1								
13	17	34	43	584	141	72,989	424	27	-	-	-	-	-	
14	7	10	9	73	53	RELATED TO NO. 13								
15	30	16	36	467	64	RELATED TO NO. 4								
16	8	46	24	369	61	RELATED TO NO. 1								
17	29	3	12	87	20	RELATED TO NO. 4								
18	20	24	29	484	54	RELATED TO NO. 1								
19	20	39	75	781	116	RELATED TO NO. 1								

<sup>4</sup> NI indicates never installed. I indicates installed but never used. NP indicates no prosecutor's report.

<sup>5</sup> NR indicates not reported or could not be determined.

<sup>6</sup> Motions: G=Granted, D=Denied, P=Pending.

\* This wiretap was terminated during 1997 or earlier, but was not reported at that time because it was part of an ongoing investigation.

\*\*This wiretap was terminated during 1998, but was not reported at that time because it was part of an ongoing investigation.

TABLE B-1

STATE PENNSYLVANIA

CALENDAR YEAR 1999

**REPORT BY JUDGES OF COURT-AUTHORIZED INTERCEPTS OF WIRE, ORAL, OR ELECTRONIC COMMUNICATIONS  
PURSUANT TO TITLE 18 U.S.C. 2519**

A.O. Number	Authorizing Official		Offense Specified	Intercept		Date of Application and (Amendment)	Authorized Length		
	Judge	Prosecutor <sup>1</sup>		Type <sup>2</sup>	Place <sup>3</sup>		Original Order (Days)	Number of Extensions	Total Length (Days)
STATE ATTORNEY GENERAL (CONTINUED)									
20	MUSMANNO	FISHER	NARCOTICS	E	O8	06/14/1999	30	-	30
21	MUSMANNO	FISHER	NARCOTICS	P	O18	06/14/1999	30	-	30
22	EAKIN	FISHER	NARCOTICS	P	S	08/25/1999	30	1	60
23	BECK	FISHER	NARCOTICS	P	S	09/21/1999	30	-	30
24	BECK	FISHER	NARCOTICS	P	S	09/21/1999	30	-	30
25	EAKIN	FISHER	NARCOTICS	E	O8	09/22/1999	30	-	30

<sup>1</sup> The prosecuting official authorized the filing of the application under provisions of the state's statute. (See Table 1 for this state's statutory citation.)

<sup>2</sup> Type: P=Phone Wire, M=Micro-Eavesdrop, E=Electronic, NR=Not Reported.

<sup>3</sup> Place: S=Single Family Dwelling, A=Apartment, M=Multiple Dwelling, B=Business, R=Roving, O=Other.

Other: 6=Automobile/Van, 7=Briefcase, 8=Cellular/Mobile Phone, 9=Cemetery, 10=Closed Circuit TV, 11=Container, 12=Digital Display Pager, 13=Facsimile, 14=Garage/Parking Lot, 15=Hospital, 16=Hotel Room/Motel Room, 17=Jail, 18=Mobile Home/Trailer, 19=Package/Cargo, 20=Pay Phone, 21=Pen Register, 22=Prison, 23=Social Club, 24=Storage, 25=Telefax, 26=Courthouse, 27=Street, 28=Computer, 29=School.

TABLE B-1  
STATE PENNSYLVANIA

CALENDAR YEAR 1999

REPORT BY PROSECUTORS OF COURT-AUTHORIZED INTERCEPTS OF WIRE, ORAL, OR ELECTRONIC COMMUNICATIONS  
PURSUANT TO TITLE 18 U.S.C. 2519

A.O. Number	Number Of Days in Oper- ation <sup>4</sup>	Average Inter- cepts per Day	Number of <sup>5</sup>			Costs		Number of					
			Persons Inter- cepted	Intercepts	Incrim- inating Intercepts	Total Cost in \$	Other Than Manpower in \$	Arrests	Trials	Motions to Suppress Intercepts <sup>6</sup>			Persons Con- victed
										G	D	P	
STATE ATTORNEY GENERAL (CONTINUED)													
20	30	13	57	389	221	RELATED TO NO. 21							
21	30	49	149	1,458	572	275,307	42,235	-	-	-	-	-	-
22	38	31	67	1,159	410	RELATED TO NO. 25							
23	1	10	4	10	-	RELATED TO NO. 24							
24	1	44	17	44	4	16,160	940	-	-	-	-	-	-
25	15	27	26	410	94	32,754	576	9	-	-	-	-	-

<sup>4</sup> NI indicates never installed. I indicates installed but never used. NP indicates no prosecutor's report.

<sup>5</sup> NR indicates not reported or could not be determined.

<sup>6</sup> Motions: G=Granted, D=Denied, P=Pending.

\* This wiretap was terminated during 1997 or earlier, but was not reported at that time because it was part of an ongoing investigation.

\*\*This wiretap was terminated during 1998, but was not reported at that time because it was part of an ongoing investigation.

TABLE B-1  
STATE TENNESSEE

CALENDAR YEAR 1999

REPORT BY JUDGES OF COURT-AUTHORIZED INTERCEPTS OF WIRE, ORAL, OR ELECTRONIC COMMUNICATIONS  
PURSUANT TO TITLE 18 U.S.C. 2519

A.O. Number	Authorizing Official		Offense Specified	Intercept		Date of Application and (Amendment)	Authorized Length		
	Judge	Prosecutor <sup>1</sup>		Type <sup>2</sup>	Place <sup>3</sup>		Original Order (Days)	Number of Extensions	Total Length (Days)
MONTGOMERY									
1	GASAWAY	CARNEY	MURDER	P	S	03/08/1999	30	-	30

<sup>1</sup> The prosecuting official authorized the filing of the application under provisions of the state's statute. (See Table 1 for this state's statutory citation.)

<sup>2</sup> Type: P=Phone Wire, M=Micro-Eavesdrop, E=Electronic, NR=Not Reported.

<sup>3</sup> Place: S=Single Family Dwelling, A=Apartment, M=Multiple Dwelling, B=Business, R=Roving, O=Other.

Other: 6=Automobile/Van, 7=Briefcase, 8=Cellular/Mobile Phone, 9=Cemetery, 10=Closed Circuit TV, 11=Container, 12=Digital Display Pager, 13=Facsimile, 14=Garage/Parking Lot, 15=Hospital, 16=Hotel Room/Motel Room, 17=Jail, 18=Mobile Home/Trailer, 19=Package/Cargo, 20=Pay Phone, 21=Pen Register, 22=Prison, 23=Social Club, 24=Storage, 25=Telefax, 26=Courthouse, 27=Street, 28=Computer, 29=School.

TABLE B-1  
STATE TENNESSEE

CALENDAR YEAR 1999

REPORT BY PROSECUTORS OF COURT-AUTHORIZED INTERCEPTS OF WIRE, ORAL, OR ELECTRONIC COMMUNICATIONS  
PURSUANT TO TITLE 18 U.S.C. 2519

A.O. Number	Number Of Days in Oper- ation <sup>4</sup>	Average Inter- cepts per Day	Number of <sup>5</sup>			Costs		Number of					
			Persons Inter- cepted	Intercepts	Incrim- inating Intercepts	Total Cost in \$	Other Than Manpower in \$	Arrests	Trials	Motions to Suppress Intercepts <sup>6</sup>			Persons Con- victed
										G	D	P	
MONTGOMERY													
1	23	9	11	205	70	26,174	3,441	-	-	-	-	-	-

<sup>4</sup> NI indicates never installed. I indicates installed but never used. NP indicates no prosecutor's report.

<sup>5</sup> NR indicates not reported or could not be determined.

<sup>6</sup> Motions: G=Granted, D=Denied, P=Pending.

\* This wiretap was terminated during 1997 or earlier, but was not reported at that time because it was part of an ongoing investigation.

\*\*This wiretap was terminated during 1998, but was not reported at that time because it was part of an ongoing investigation.

REPORT BY JUDGES OF COURT-AUTHORIZED INTERCEPTS OF WIRE, ORAL, OR ELECTRONIC COMMUNICATIONS  
PURSUANT TO TITLE 18 U.S.C. 2519

A.O. Number	Authorizing Official		Offense Specified	Intercept		Date of Application and (Amendment)	Authorized Length		
	Judge	Prosecutor <sup>1</sup>		Type <sup>2</sup>	Place <sup>3</sup>		Original Order (Days)	Number of Extensions	Total Length (Days)
SHELBY									
1	WARDER	PRICE	NARCOTICS	P	O18	05/11/1999	30	-	30
TOM GREEN									
1	KIRK	LUPTON	NARCOTICS	P	S	10/07/1999	30	-	30
2	KIRK	LUPTON	NARCOTICS	P	S	10/07/1999	30	1	60
3	KIRK	LUPTON	NARCOTICS	E	O8	10/28/1999	9	-	9

<sup>1</sup> The prosecuting official authorized the filing of the application under provisions of the state's statute. (See Table 1 for this state's statutory citation.)<sup>2</sup> Type: P=Phone Wire, M=Micro-Eavesdrop, E=Electronic, NR=Not Reported.<sup>3</sup> Place: S=Single Family Dwelling, A=Apartment, M=Multiple Dwelling, B=Business, R=Roving, O=Other.

Other: 6=Automobile/Van, 7=Briefcase, 8=Cellular/Mobile Phone, 9=Cemetery, 10=Closed Circuit TV, 11=Container, 12=Digital Display Pager, 13=Facsimile, 14=Garage/Parking Lot, 15=Hospital, 16=Hotel Room/Motel Room, 17=Jail, 18=Mobile Home/Trailer, 19=Package/Cargo, 20=Pay Phone, 21=Pen Register, 22=Prison, 23=Social Club, 24=Storage, 25=Telefax, 26=Courthouse, 27=Street, 28=Computer, 29=School.

TABLE B-1  
STATE TEXAS

CALENDAR YEAR 1999

REPORT BY PROSECUTORS OF COURT-AUTHORIZED INTERCEPTS OF WIRE, ORAL, OR ELECTRONIC COMMUNICATIONS  
PURSUANT TO TITLE 18 U.S.C. 2519

A.O. Number	Number Of Days in Oper- ation <sup>4</sup>	Average Inter- cepts per Day	Number of <sup>5</sup>			Costs		Number of					
			Persons Inter- cepted	Intercepts	Incrim- inating Intercepts	Total Cost in \$	Other Than Manpower in \$	Arrests	Trials	Motions to Suppress Intercepts <sup>6</sup>			Persons Con- victed
										G	D	P	
SHELBY													
1	25	34	1,276	851	21	39,081	1,418	-	-	-	-	-	-
TOM GREEN													
1	30	126	3,790	3,766	64	207,835	12,335	-	-	-	-	-	-
2	37	70	3,025	2,586	257	RELATED TO NO. 1							
3	16	10	210	166	19	RELATED TO NO. 1							

<sup>4</sup> NI indicates never installed. I indicates installed but never used. NP indicates no prosecutor's report.

<sup>5</sup> NR indicates not reported or could not be determined.

<sup>6</sup> Motions: G=Granted, D=Denied, P=Pending.

\* This wiretap was terminated during 1997 or earlier, but was not reported at that time because it was part of an ongoing investigation.

\*\*This wiretap was terminated during 1998, but was not reported at that time because it was part of an ongoing investigation.



REPORT BY JUDGES OF COURT-AUTHORIZED INTERCEPTS OF WIRE, ORAL, OR ELECTRONIC COMMUNICATIONS  
PURSUANT TO TITLE 18 U.S.C. 2519

A.O. Number	Authorizing Official		Offense Specified	Intercept		Date of Application and (Amendment)	Authorized Length		
	Judge	Prosecutor <sup>1</sup>		Type <sup>2</sup>	Place <sup>3</sup>		Original Order (Days)	Number of Extensions	Total Length (Days)
SALT LAKE									
1	PEULER	HARMS	NARCOTICS	P	S	02/23/1999	30	-	30
2	PEULER	HARMS	NARCOTICS	P	S	11/17/1999	30	-	30

<sup>1</sup> The prosecuting official authorized the filing of the application under provisions of the state's statute. (See Table 1 for this state's statutory citation.)

<sup>2</sup> Type: P=Phone Wire, M=Micro-Eavesdrop, E=Electronic, NR=Not Reported.

<sup>3</sup> Place: S=Single Family Dwelling, A=Apartment, M=Multiple Dwelling, B=Business, R=Roving, O=Other.

Other: 6=Automobile/Van, 7=Briefcase, 8=Cellular/Mobile Phone, 9=Cemetery, 10=Closed Circuit TV, 11=Container, 12=Digital Display Pager, 13=Facsimile, 14=Garage/Parking Lot, 15=Hospital, 16=Hotel Room/Motel Room, 17=Jail, 18=Mobile Home/Trailer, 19=Package/Cargo, 20=Pay Phone, 21=Pen Register, 22=Prison, 23=Social Club, 24=Storage, 25=Telefax, 26=Courthouse, 27=Street, 28=Computer, 29=School.

TABLE B-1  
STATE UTAH

CALENDAR YEAR 1999

REPORT BY PROSECUTORS OF COURT-AUTHORIZED INTERCEPTS OF WIRE, ORAL, OR ELECTRONIC COMMUNICATIONS  
PURSUANT TO TITLE 18 U.S.C. 2519

A.O. Number	Number Of Days in Oper- ation <sup>4</sup>	Average Inter- cepts per Day	Number of <sup>5</sup>			Costs		Number of					
			Persons Inter- cepted	Intercepts	Incrim- inating Intercepts	Total Cost in \$	Other Than Manpower in \$	Arrests	Trials	Motions to Suppress Intercepts <sup>6</sup>			Persons Con- victed
										G	D	P	
SALT LAKE													
1	30	171	NR	5,126	282	34,880	2,000	11	8	-	-	-	8
2	21	51	47	1,080	46	25,016	2,000	1	-	-	-	-	-

<sup>4</sup> NI indicates never installed. I indicates installed but never used. NP indicates no prosecutor's report.

<sup>5</sup> NR indicates not reported or could not be determined.

<sup>6</sup> Motions: G=Granted, D=Denied, P=Pending.

\* This wiretap was terminated during 1997 or earlier, but was not reported at that time because it was part of an ongoing investigation.

\*\*This wiretap was terminated during 1998, but was not reported at that time because it was part of an ongoing investigation.

TABLE B-1  
STATE VIRGINIA

CALENDAR YEAR 1999

REPORT BY JUDGES OF COURT-AUTHORIZED INTERCEPTS OF WIRE, ORAL, OR ELECTRONIC COMMUNICATIONS  
PURSUANT TO TITLE 18 U.S.C. 2519

A.O. Number	Authorizing Official		Offense Specified	Intercept		Date of Application and (Amendment)	Authorized Length		
	Judge	Prosecutor <sup>1</sup>		Type <sup>2</sup>	Place <sup>3</sup>		Original Order (Days)	Number of Extensions	Total Length (Days)
STATE ATTORNEY GENERAL									
1	PERROW	EARLEY	MURDER	P	B	02/09/1999	30	-	30
2	PERROW	EARLEY	MURDER	P	B	02/09/1999	30	-	30
3	PERROW	EARLEY	MURDER	P	S	02/09/1999	30	-	30
4	PERROW	EARLEY	MURDER	P	S	02/09/1999	30	-	30
5	DOHERTY	EARLEY	MURDER	E	O8	02/09/1999	30	-	30
6	PERROW	EARLEY	MURDER	M	S	02/25/1999	30	-	30
1**	WECKSTEIN	EARLEY	MURDER	P	O17	11/20/1998	30	-	30

<sup>1</sup> The prosecuting official authorized the filing of the application under provisions of the state's statute. (See Table 1 for this state's statutory citation.)

<sup>2</sup> Type: P=Phone Wire, M=Micro-Eavesdrop, E=Electronic, NR=Not Reported.

<sup>3</sup> Place: S=Single Family Dwelling, A=Apartment, M=Multiple Dwelling, B=Business, R=Roving, O=Other.

Other: 6=Automobile/Van, 7=Briefcase, 8=Cellular/Mobile Phone, 9=Cemetery, 10=Closed Circuit TV, 11=Container, 12=Digital Display Pager, 13=Facsimile, 14=Garage/Parking Lot, 15=Hospital, 16=Hotel Room/Motel Room, 17=Jail, 18=Mobile Home/Trailer, 19=Package/Cargo, 20=Pay Phone, 21=Pen Register, 22=Prison, 23=Social Club, 24=Storage, 25=Telefax, 26=Courthouse, 27=Street, 28=Computer, 29=School.

TABLE B-1  
STATE VIRGINIA

CALENDAR YEAR 1999

REPORT BY PROSECUTORS OF COURT-AUTHORIZED INTERCEPTS OF WIRE, ORAL, OR ELECTRONIC COMMUNICATIONS  
PURSUANT TO TITLE 18 U.S.C. 2519

A.O. Number	Number Of Days in Oper- ation <sup>4</sup>	Average Inter- cepts per Day	Number of <sup>5</sup>			Costs		Number of						
			Persons Inter- cepted	Intercepts	Incrim- inating Intercepts	Total Cost in \$	Other Than Manpower in \$	Arrests	Trials	Motions to Suppress Intercepts <sup>6</sup>			Persons Con- victed	
										G	D	P		
STATE ATTORNEY GENERAL														
1	21	53	10	1,113	15	37,346	6,271	2	-	-	-	-	-	-
2	22	29	5	638	7	39,395	6,492	RELATED TO NO. 1						
3	29	45	12	1,305	40	50,704	8,661	RELATED TO NO. 1						
4	17	21	6	357	7	30,772	5,180	RELATED TO NO. 1						
5	21	7	6	147	7	37,346	6,271	RELATED TO NO. 1						
6	13	3	4	39	4	24,352	4,244	RELATED TO NO. 1						
1**	22	84	48	1,843	-	40,615	1,083	-	-	-	-	-	-	-

<sup>4</sup> NI indicates never installed. I indicates installed but never used. NP indicates no prosecutor's report.

<sup>5</sup> NR indicates not reported or could not be determined.

<sup>6</sup> Motions: G=Granted, D=Denied, P=Pending.

\* This wiretap was terminated during 1997 or earlier, but was not reported at that time because it was part of an ongoing investigation.

\*\*This wiretap was terminated during 1998, but was not reported at that time because it was part of an ongoing investigation.

SUPPLEMENTARY REPORT BY PROSECUTORS FOR INTERCEPTS TERMINATED IN CALENDAR YEAR 1989  
AS OF DECEMBER 31, 1999

State, County	A.O. Report Number in 1989 Report¹	Date of Application	Additional Activity During Calendar Year 1999							
			Total Cost in \$	Persons Arrested	Trials Completed	Motions to Suppress Intercepts²			Persons Con- victed	Offense for Which Convicted
						G	D	P		
ARIZONA MARICOPA	4	10/10/1989	-	1	-	-	-	-	1	\$LAUNDERING

<sup>1</sup> Report numbers followed by parentheses indicate reports linked to other wiretaps involving the same investigation.

<sup>2</sup> Motions: G = Granted, D = Denied, P = Pending.

SUPPLEMENTARY REPORT BY PROSECUTORS FOR INTERCEPTS TERMINATED IN CALENDAR YEAR 1991  
AS OF DECEMBER 31, 1999

State, County	A.O. Report Number in 1991 Report <sup>1</sup>	Date of Application	Additional Activity During Calendar Year 1999							
			Total Cost in \$	Persons Arrested	Trials Completed	Motions to Suppress Intercepts <sup>2</sup>			Persons Con- victed	Offense for Which Convicted
						G	D	P		
PENNSYLVANIA										
STATE ATTORNEY GENERAL										
	7	03/26/1991	-	-	2	-	-	-	2	NARCOTICS

<sup>1</sup> Report numbers followed by parentheses indicate reports linked to other wiretaps involving the same investigation.

<sup>2</sup> Motions: G = Granted, D = Denied, P = Pending.

SUPPLEMENTARY REPORT BY PROSECUTORS FOR INTERCEPTS TERMINATED IN CALENDAR YEAR 1993  
AS OF DECEMBER 31, 1999

State, County	A.O. Report Number in 1993 Report	Date of Application	Additional Activity During Calendar Year 1999							
			Total Cost in \$	Persons Arrested	Trials Completed	Motions to Suppress Intercepts <sup>2</sup>			Persons Con- victed	Offense for Which Convicted
						G	D	P		
ARIZONA MARICOPA	3	10/27/1993	-	1	-	-	-	-	1	NARCOTICS

<sup>1</sup> Report numbers followed by parentheses indicate reports linked to other wiretaps involving the same investigation.<sup>2</sup> Motions: G = Granted, D = Denied, P = Pending.

SUPPLEMENTARY REPORT BY PROSECUTORS FOR INTERCEPTS TERMINATED IN CALENDAR YEAR 1994  
AS OF DECEMBER 31, 1999

State, County	A.O. Report Number in 1994 Report <sup>1</sup>	Date of Application	Additional Activity During Calendar Year 1999							
			Total Cost in \$	Persons Arrested	Trials Completed	Motions to Suppress Intercepts <sup>2</sup>			Persons Con- victed	Offense for Which Convicted
						G	D	P		
FLORIDA										
STATE ATTORNEY GENERAL	6	07/05/1994	-	3	2	1	1	-	1	GAMBLING
NEW YORK										
NEW YORK	5	01/10/1994	-	50	2	-	-	-	11	BRIBERY
	9*	(See Appendix Table B-1 in this year's report.)								
	19*	(See Appendix Table B-1 in this year's report.)								
NY ORGANIZED CRIME TASK FORCE										
	6	04/29/1994	-	-	1	-	-	-	1	NARCOTICS
QUEENS										
	14	04/22/1994	-	-	-	-	-	-	4	RACKETEERING

<sup>1</sup> Report numbers followed by parentheses indicate reports linked to other wiretaps involving the same investigation.<sup>2</sup> Motions: G = Granted, D = Denied, P = Pending.



SUPPLEMENTARY REPORT BY PROSECUTORS FOR INTERCEPTS TERMINATED IN CALENDAR YEAR 1995  
AS OF DECEMBER 31, 1999

State, County	A.O. Report Number in 1995 Report <sup>1</sup>	Date of Application	Additional Activity During Calendar Year 1999							Persons Con- victed	Offense for Which Convicted
			Total Cost in \$	Persons Arrested	Trials Completed	Motions to Suppress Intercepts <sup>2</sup>					
						G	D	P			
<b>ARIZONA</b>											
MARICOPA	5	10/20/1995	-	1	-	-	-	-	-		
STATE ATTORNEY GENERAL	5	10/27/1995	-	2	-	-	-	-	-		
<b>NEW JERSEY</b>											
MORRIS	2	02/25/1995	-	-	-	-	-	-	1	NARCOTICS	
<b>NEW YORK</b>											
NASSAU	29	10/19/1995	-	-	-	-	-	-	1	NARCOTICS	
NEW YORK	1*	(See Appendix Table B-1 in this year's report.)									
	2*	(See Appendix Table B-1 in this year's report.)									
	3*	(See Appendix Table B-1 in this year's report.)									
	4*	(See Appendix Table B-1 in this year's report.)									
<b>PENNSYLVANIA</b>											
STATE ATTORNEY GENERAL	32)	06/13/1995	-	-	-	-	-	-	-		
	33)	06/13/1995	-	-	-	-	-	-	-		
	35)	06/13/1995	-	4	-	-	-	-	1	NARCOTICS	
	36	07/05/1995	-	3	-	-	-	-	-		
	37)	07/10/1995	-	-	-	-	-	-	-		
	38)	07/27/1995	-	-	-	-	-	-	-		
	45	09/21/1995	-	-	-	-	1	-	-		

<sup>1</sup> Report numbers followed by parentheses indicate reports linked to other wiretaps involving the same investigation.<sup>2</sup> Motions: G = Granted, D = Denied, P = Pending.

SUPPLEMENTARY REPORT BY PROSECUTORS FOR INTERCEPTS TERMINATED IN CALENDAR YEAR 1996  
AS OF DECEMBER 31, 1999

State, County	A.O. Report Number in 1996 Report¹	Date of Application	Additional Activity During Calendar Year 1999							
			Total Cost in \$	Persons Arrested	Trials Completed	Motions to Suppress Intercepts²			Persons Con- victed	Offense for Which Convicted
						G	D	P		
FLORIDA										
2ND JUDICIAL CIRCUIT (LEON)										
	4)	06/14/1996	-	16	-	1	-	-	3	NARCOTICS
	5)	06/14/1996	-	-	-	-	-	-	-	
	6)	06/14/1996	-	-	-	-	-	-	-	
	7)	07/05/1996	-	-	-	-	-	-	-	
18TH JUDICIAL CIRCUIT (BREVARD/SEMINOLE)										
	18)	06/25/1996	-	8	-	-	-	-	1	NARCOTICS
	19)	07/08/1996	-	-	-	-	-	-	-	
	20)	07/15/1996	-	-	-	-	-	-	-	
	21)	08/02/1996	-	-	-	-	-	-	-	
	22)	08/02/1996	-	-	-	-	-	-	-	
	23)	08/23/1996	-	-	-	-	-	-	-	
	30)	10/29/1996	-	2	-	-	-	-	1	NARCOTICS
	31)	10/29/1996	-	-	-	-	-	-	-	
GEORGIA										
GWINNETT										
	1)	05/01/1996	-	-	-	-	15	-	10	NARCOTICS
	2)	05/01/1996	-	-	-	-	-	-	-	
NEVADA										
CLARK										
	5	03/23/1996	-	4	4	-	1	-	4	NARCOTICS
	11	06/27/1996	-	4	3	-	-	-	3	NARCOTICS
NEW JERSEY										
MIDDLESEX										
	8	10/24/1996	-	-	1	-	-	-	2	NARCOTICS
NEW YORK										
NASSAU										
	6	10/15/1996	-	-	-	-	-	-	1	NARCOTICS

<sup>1</sup> Report numbers followed by parentheses indicate reports linked to other wiretaps involving the same investigation.<sup>2</sup> Motions: G = Granted, D = Denied, P = Pending.

SUPPLEMENTARY REPORT BY PROSECUTORS FOR INTERCEPTS TERMINATED IN CALENDAR YEAR 1996  
AS OF DECEMBER 31, 1999 (CONTINUED)

State, County	A.O. Report Number in 1996 Report¹	Date of Application	Additional Activity During Calendar Year 1999							
			Total Cost in \$	Persons Arrested	Trials Completed	Motions to Suppress Intercepts²			Persons Con- victed	Offense for Which Convicted
						G	D	P		
NEW YORK	1)	04/24/1996	-	-	-	-	-	-	-	
	2)	04/24/1996	-	-	-	-	-	-	-	
	3)	04/24/1996	-	37	-	-	-	-	2	BRIBERY
	4)	05/28/1996	-	-	-	-	-	-	-	
	5)	06/27/1996	-	-	-	-	-	-	-	
	6)	06/27/1996	-	-	-	-	-	-	-	
	12)	07/26/1996	-	-	-	-	-	-	-	
	14)	09/20/1996	-	-	-	-	-	-	-	
	15)	09/20/1996	-	-	-	-	-	-	-	
QUEENS	2	06/06/1995	-	-	1	-	6	-	5	NARCOTICS
	3	08/11/1995	-	-	-	-	8	-	5	NARCOTICS
	6	05/01/1996	-	2	2	-	-	-	-	
	7	07/11/1996	-	-	1	-	-	-	1	MURDER
	10	11/07/1996	-	2	2	-	-	-	2	NARCOTICS
SUFFOLK	20)	05/14/1996	-	-	-	-	-	-	1	NARCOTICS
	21)	05/14/1996	-	-	-	-	-	-	-	
	22)	05/14/1996	-	-	-	-	-	-	-	
	25)	05/20/1996	-	-	-	-	-	-	-	
	26)	07/03/1996	-	-	-	-	-	-	1	NARCOTICS
	27)	07/03/1996	-	-	-	-	-	-	-	
	28)	07/03/1996	-	-	-	-	-	-	-	
	29)	07/19/1996	-	-	-	-	-	-	-	
	30)	07/19/1996	-	-	-	-	-	-	-	
	31)	07/19/1996	-	-	-	-	-	-	-	

<sup>1</sup> Report numbers followed by parentheses indicate reports linked to other wiretaps involving the same investigation.<sup>2</sup> Motions: G = Granted, D = Denied, P = Pending.

SUPPLEMENTARY REPORT BY PROSECUTORS FOR INTERCEPTS TERMINATED IN CALENDAR YEAR 1996  
AS OF DECEMBER 31, 1999 (CONTINUED)

State, County	A.O. Report Number in 1996 Report <sup>1</sup>	Date of Application	Additional Activity During Calendar Year 1999							Persons Con- victed	Offense for Which Convicted
			Total Cost in \$	Persons Arrested	Trials Completed	Motions to Suppress Intercepts <sup>2</sup>					
						G	D	P			
PENNSYLVANIA											
CUMBERLAND	1	09/06/1996	94	1	-	-	-	-	1	NARCOTICS	
STATE ATTORNEY GENERAL	4)	03/29/1996	-	9	-	-	-	-	1	NARCOTICS	
	5)	05/23/1996	-	-	-	-	-	-	-		
	6)	06/27/1996	-	-	-	-	-	-	-		
	7)	06/27/1996	-	-	-	-	-	-	-		
	11)	11/07/1996	-	10	1	-	8	-	10	NARCOTICS	
	16)	11/26/1996	-	-	-	-	-	-	-		
	17)	11/26/1996	-	-	-	-	-	-	-		

<sup>1</sup> Report numbers followed by parentheses indicate reports linked to other wiretaps involving the same investigation.<sup>2</sup> Motions: G = Granted, D = Denied, P = Pending.

SUPPLEMENTARY REPORT BY PROSECUTORS FOR INTERCEPTS TERMINATED IN CALENDAR YEAR 1997  
AS OF DECEMBER 31, 1999

State, County	A.O. Report Number in 1997 Report	Date of Application	Additional Activity During Calendar Year 1999								
			Total Cost in \$	Persons Arrested	Trials Completed	Motions to Suppress Intercepts <sup>1</sup>			Persons Con- victed	Offense for Which Convicted	
						G	D	P			
ARIZONA											
MARICOPA	4	05/19/1997	-	1	-	-	-	-	1	RACKETEERING	
FLORIDA											
2ND JUDICIAL CIRCUIT (LEON)	1)	01/24/1997	-	17	-	-	-	-	-		
	2)	02/05/1997	-	-	-	-	-	-	-		
	3	02/13/1997	-	4	-	-	-	-	-		
	4)	02/28/1997	-	-	-	-	-	-	-		
	5)	02/28/1997	-	-	-	-	-	-	-		
	6)	05/01/1997	-	-	-	-	-	-	-		
	7)	05/01/1997	-	-	-	-	-	-	-		
	8)	05/06/1997	-	-	-	-	-	-	-		
	9)	08/26/1997	-	24	-	-	-	-	4	RACKETEERING	
	10)	09/18/1997	-	-	-	-	-	-	-		
	11)	09/18/1997	-	-	-	-	-	-	-		
	12	10/30/1997	-	6	-	-	-	-	3	NARCOTICS	
11TH JUDICIAL CIRCUIT (DADE)	2)	01/30/1997	-	-	-	-	-	-	8	NARCOTICS	
	3)	01/30/1997	-	-	-	-	-	-	5	RACKETEERING	
	4)	01/30/1997	-	-	-	-	-	-	-		
	5)	03/07/1997	-	-	-	-	-	-	-		
	6)	03/07/1997	-	-	-	-	-	-	-		
	7)	04/07/1997	-	-	-	-	-	-	-		
	8)	06/13/1997	-	-	-	-	-	-	-		
	9)	06/13/1997	-	-	-	-	-	-	-		
	13)	10/07/1997	-	-	-	-	-	-	1	NARCOTICS	
	14)	10/07/1997	-	-	-	-	-	-	-		

<sup>1</sup> Report numbers followed by parentheses indicate reports linked to other wiretaps involving the same investigation.<sup>2</sup> Motions: G = Granted, D = Denied, P = Pending.

SUPPLEMENTARY REPORT BY PROSECUTORS FOR INTERCEPTS TERMINATED IN CALENDAR YEAR 1997  
AS OF DECEMBER 31, 1999

State, County	A.O. Report Number in 1997 Report¹	Date of Application	Additional Activity During Calendar Year 1999							Persons Con- victed	Offense for Which Convicted
			Total Cost in \$	Persons Arrested	Trials Completed	Motions to Suppress Intercepts²					
						G	D	P			
18TH JUDICIAL CIRCUIT (BREVARD/SEMINOLE)	1)	10/17/1997	-	23	-	-	-	-	9	NARCOTICS	
	2)	10/17/1997	-	-	-	-	-	-	-		
	3)	10/17/1997	-	-	-	-	-	-	-		
	4)	10/17/1997	-	-	-	-	-	-	-		
	5)	10/17/1997	-	-	-	-	-	-	-		
GEORGIA BIBB	2	01/29/1997	-	2	-	-	-	-	2	NARCOTICS	
	3	08/29/1997	-	1	-	-	-	-	1	NARCOTICS	
NEW JERSEY BERGEN	1*	(See Appendix Table B-1 in this year's report.)									
	2*	(See Appendix Table B-1 in this year's report.)									
	3*	(See Appendix Table B-1 in this year's report.)									
	4*	(See Appendix Table B-1 in this year's report.)									
	13*	(See Appendix Table B-1 in this year's report.)									
	14*	(See Appendix Table B-1 in this year's report.)									
	15*	(See Appendix Table B-1 in this year's report.)									
	16*	(See Appendix Table B-1 in this year's report.)									
	17*	(See Appendix Table B-1 in this year's report.)									
	18*	(See Appendix Table B-1 in this year's report.)									
	19*	(See Appendix Table B-1 in this year's report.)									
	20*	(See Appendix Table B-1 in this year's report.)									
21*	(See Appendix Table B-1 in this year's report.)										
22*	(See Appendix Table B-1 in this year's report.)										

<sup>1</sup> Report numbers followed by parentheses indicate reports linked to other wiretaps involving the same investigation.<sup>2</sup> Motions: G = Granted, D = Denied, P = Pending.

SUPPLEMENTARY REPORT BY PROSECUTORS FOR INTERCEPTS TERMINATED IN CALENDAR YEAR 1997  
AS OF DECEMBER 31, 1999 (CONTINUED)

State, County	A.O. Report Number in 1997 Report	Date of Application	Additional Activity During Calendar Year 1999							
			Total Cost in \$	Persons Arrested	Trials Completed	Motions to Suppress Intercepts <sup>1</sup>			Persons Con- victed	Offense for Which Convicted
						G	D	P		
BURLINGTON	1	10/06/1997	-	1	-	-	-	-	-	
ESSEX	1	10/30/1997	-	-	-	-	-	-	2	GAMBLING
HUNTERDON	1	05/09/1997	-	21	-	-	-	-	1	NARCOTICS
MIDDLESEX	6	10/22/1997	-	-	-	-	-	-	2	NARCOTICS
MORRIS	1	03/21/1997	-	-	-	-	-	-	1	NARCOTICS
NEW YORK										
QUEENS	4	10/02/1996	-	-	-	-	-	-	2	RACKETEERING
	6	11/02/1996	-	-	-	-	24	-	16	GAMBLING
SUFFOLK	7)	04/23/1997	-	-	-	-	-	-	-	
	8)	04/23/1997	-	-	-	-	-	-	1	NARCOTICS
	9)	05/22/1997	-	-	-	-	-	-	-	
	10)	05/22/1997	-	-	-	-	-	-	-	
	11)	05/22/1997	-	-	-	-	-	-	-	
	13)	09/16/1997	-	-	-	-	-	-	-	
	14)	09/16/1997	-	-	-	-	-	-	-	
	15)	09/16/1997	-	-	-	-	-	-	-	
	16)	09/16/1997	-	-	-	-	-	-	3	CONSPIRACY
	17)	09/16/1997	-	-	-	-	-	-	-	
	18)	09/16/1997	-	-	-	-	-	-	-	
	19)	10/09/1997	-	-	-	-	-	-	5	NARCOTICS
	20)	10/09/1997	-	-	-	-	-	-	-	
	21)	10/09/1997	-	-	-	-	-	-	-	
	22)	10/09/1997	-	-	-	-	-	-	-	

<sup>1</sup> Report numbers followed by parentheses indicate reports linked to other wiretaps involving the same investigation.<sup>2</sup> Motions: G = Granted, D = Denied, P = Pending.

SUPPLEMENTARY REPORT BY PROSECUTORS FOR INTERCEPTS TERMINATED IN CALENDAR YEAR 1997  
AS OF DECEMBER 31, 1999 (CONTINUED)

State, County	A.O. Report Number in 1997 Report¹	Date of Application	Additional Activity During Calendar Year 1999							Persons Con- victed	Offense for Which Convicted
			Total Cost in \$	Persons Arrested	Trials Completed	Motions to Suppress Intercepts²					
						G	D	P			
SUFFOLK (CONTINUED)											
	23)	11/12/1997	-	-	-	-	-	-	-		
	24)	11/12/1997	-	-	-	-	-	-	-		
	25)	11/12/1997	-	-	-	-	-	-	-		
	26)	11/12/1997	-	-	-	-	-	-	2	NARCOTICS	
	27)	11/12/1997	-	-	-	-	-	-	-		
	28)	11/12/1997	-	-	-	-	-	-	-		
	29)	11/24/1997	-	-	-	-	-	-	-		
OKLAHOMA											
OKLAHOMA											
	1*	(See Appendix Table B-1 in this year's report.)									
	2*	(See Appendix Table B-1 in this year's report.)									
STATE ATTORNEY GENERAL											
	1*	(See Appendix Table B-1 in this year's report.)									
	2*	(See Appendix Table B-1 in this year's report.)									
PENNSYLVANIA											
STATE ATTORNEY GENERAL											
	6	02/24/1997	-	4	-	-	-	-	-		
	15)	11/07/1997	-	11	-	-	-	-	9	RACKETEERING	
	18)	11/21/1997	-	-	-	-	-	-	-		
	19)	11/21/1997	-	-	-	-	-	-	-		
WESTMORELAND											
	1	01/17/1997	-	-	-	-	-	-	2	GAMBLING	
UTAH											
SALT LAKE											
	1	04/24/1997	-	3	3	-	-	-	3	MURDER	
WISCONSIN											
OUTAGAMIE											
	1	01/24/1997	-	2	-	-	-	-	3	GAMBLING	

<sup>1</sup> Report numbers followed by parentheses indicate reports linked to other wiretaps involving the same investigation.<sup>2</sup> Motions: G = Granted, D = Denied, P = Pending.



SUPPLEMENTARY REPORT BY PROSECUTORS FOR INTERCEPTS TERMINATED IN CALENDAR YEAR 1998  
AS OF DECEMBER 31, 1999 (CONTINUED)

State, County	A.O. Report Number in 1998 Report <sup>1</sup>	Date of Application	Additional Activity During Calendar Year 1999							
			Total Cost in \$	Persons Arrested	Trials Completed	Motions to Suppress Intercepts <sup>2</sup>			Persons Con- victed	Offense for Which Convicted
						G	D	P		
ARIZONA										
MARICOPA	1	02/04/1998	-	1	1	-	9	-	1	NARCOTICS
	2	02/13/1998	-	-	-	-	1	1	2	NARCOTICS
	3	07/06/1998	-	-	-	-	-	-	8	NARCOTICS
	4	08/20/1998	-	-	-	-	-	-	27	NARCOTICS
STATE ATTORNEY GENERAL										
	1**	(See Appendix Table B-1 in this year's report.)								
	2**	(See Appendix Table B-1 in this year's report.)								
	3**	(See Appendix Table B-1 in this year's report.)								
CALIFORNIA										
MONTEREY	1	12/01/1998	-	2	2	-	-	-	2	MURDER
SAN BERNARDINO										
	4**	(See Appendix Table B-1 in this year's report.)								
	5**	(See Appendix Table B-1 in this year's report.)								
	6**	(See Appendix Table B-1 in this year's report.)								
	7**	(See Appendix Table B-1 in this year's report.)								
	8**	(See Appendix Table B-1 in this year's report.)								
	9**	(See Appendix Table B-1 in this year's report.)								
	10**	(See Appendix Table B-1 in this year's report.)								
	11**	(See Appendix Table B-1 in this year's report.)								
	12**	(See Appendix Table B-1 in this year's report.)								
	13**	(See Appendix Table B-1 in this year's report.)								
	14**	(See Appendix Table B-1 in this year's report.)								
	15**	(See Appendix Table B-1 in this year's report.)								
	16**	(See Appendix Table B-1 in this year's report.)								
	17**	(See Appendix Table B-1 in this year's report.)								
	18**	(See Appendix Table B-1 in this year's report.)								

<sup>1</sup> Report numbers followed by parentheses indicate reports linked to other wiretaps involving the same investigation.<sup>2</sup> Motions: G = Granted, D = Denied, P = Pending.

SUPPLEMENTARY REPORT BY PROSECUTORS FOR INTERCEPTS TERMINATED IN CALENDAR YEAR 1998  
AS OF DECEMBER 31, 1999 (CONTINUED)

State, County	A.O. Report Number in 1998 Report <sup>1</sup>	Date of Application	Additional Activity During Calendar Year 1999							Persons Con- victed	Offense for Which Convicted
			Total Cost in \$	Persons Arrested	Trials Completed	Motions to Suppress Intercepts <sup>2</sup>					
						G	D	P			
SAN BERNARDINO (CONTINUED)											
	19**	(See Appendix Table B-1 in this year's report.)									
	20**	(See Appendix Table B-1 in this year's report.)									
	21**	(See Appendix Table B-1 in this year's report.)									
	22**	(See Appendix Table B-1 in this year's report.)									
	23**	(See Appendix Table B-1 in this year's report.)									
	24**	(See Appendix Table B-1 in this year's report.)									
	25**	(See Appendix Table B-1 in this year's report.)									
	26**	(See Appendix Table B-1 in this year's report.)									
	27**	(See Appendix Table B-1 in this year's report.)									
	28**	(See Appendix Table B-1 in this year's report.)									
	29**	(See Appendix Table B-1 in this year's report.)									
	30**	(See Appendix Table B-1 in this year's report.)									
	31**	(See Appendix Table B-1 in this year's report.)									
CONNECTICUT											
HARTFORD											
	12	11/27/1998	-	2	-	-	-	-	1	RACKETEERING	
	13	12/16/1998	-	3	-	-	-	-	1	RACKETEERING	
LITCHFIELD											
	1)	05/13/1998	-	-	-	-	-	-	-		
	2)	05/13/1998	-	-	-	-	-	-	9	NARCOTICS	
	3)	05/13/1998	-	-	-	-	-	-	-		
NEW HAVEN											
	1	12/15/1998	-	1	-	-	-	-	-		
FLORIDA											
2ND JUDICIAL CIRCUIT (LEON)											
	1)	04/26/1998	-	-	-	-	-	-	-		
	2)	04/26/1998	-	14	-	-	6	-	7	RACKETEERING	
	3)	05/15/1998	-	-	-	-	-	-	-		
	4)	05/28/1998	-	-	-	-	-	-	-		

<sup>1</sup> Report numbers followed by parentheses indicate reports linked to other wiretaps involving the same investigation.<sup>2</sup> Motions: G = Granted, D = Denied, P = Pending.

SUPPLEMENTARY REPORT BY PROSECUTORS FOR INTERCEPTS TERMINATED IN CALENDAR YEAR 1998  
AS OF DECEMBER 31, 1999 (CONTINUED)

State, County	A.O. Report Number in 1998 Report¹	Date of Application	Additional Activity During Calendar Year 1999								
			Total Cost in \$	Persons Arrested	Trials Completed	Motions to Suppress Intercepts²			Persons Con- victed	Offense for Which Convicted	
						G	D	P			
6TH JUDICIAL CIRCUIT (PINELLAS)	1**	(See Appendix Table B-1 in this year's report.)									
11TH JUDICIAL CIRCUIT (DADE)	2)	10/23/1998	-	-	-	-	-	-	-		
	3)	10/23/1998	-	-	-	-	-	-	1	MURDER	
	4)	11/09/1998	-	-	-	-	-	-	-		
	5)	11/18/1998	-	-	-	-	-	-	-		
	6)	11/23/1998	-	-	-	-	-	-	-		
15TH JUDICIAL CIRCUIT (PALM BEACH)	3**	11/10/1997	-	-	-	-	-	-	2	NARCOTICS	
18TH JUDICIAL CIRCUIT (BREVARD/SEMINOLE)	6)	05/26/1998	-	-	-	-	-	-	-		
	7)	05/26/1998	-	6	-	-	-	-	4	NARCOTICS	
	10)	07/15/1998	-	-	-	-	-	-	-		
	11)	07/15/1998	-	16	-	-	-	-	7	NARCOTICS	
	12)	08/04/1998	-	-	-	-	-	-	-		
	13	08/31/1998	-	4	-	-	-	-	4	NARCOTICS	
	14)	11/05/1998	-	22	14	-	-	-	16	NARCOTICS	
	15)	11/10/1998	-	-	-	-	-	-	-		
GEORGIA GWINNETT	2)	08/31/1998	-	-	-	-	1	-	-		
	3)	09/14/1998	-	-	-	-	-	-	-		
	4)	09/24/1998	-	-	-	-	-	-	-		
HAWAII HONOLULU	1	12/11/1997	-	14	-	-	1	1	2	GAMBLING	

<sup>1</sup> Report numbers followed by parentheses indicate reports linked to other wiretaps involving the same investigation.<sup>2</sup> Motions: G = Granted, D = Denied, P = Pending.

SUPPLEMENTARY REPORT BY PROSECUTORS FOR INTERCEPTS TERMINATED IN CALENDAR YEAR 1998  
AS OF DECEMBER 31, 1999 (CONTINUED)

State, County	A.O. Report Number in 1998 Report <sup>1</sup>	Date of Application	Additional Activity During Calendar Year 1999							Persons Con- victed	Offense for Which Convicted
			Total Cost in \$	Persons Arrested	Trials Completed	Motions to Suppress Intercepts <sup>2</sup>					
						G	D	P			
<b>KANSAS</b>											
JOHNSON	2	04/24/1998	-	3	-	1	1	2	1	NARCOTICS	
STATE ATTORNEY GENERAL	1**	(See Appendix Table B-1 in this year's report.)									
<b>MARYLAND</b>											
CECIL	1)	10/14/1998	81,335	5	-	-	-	3	-		
	2)	10/14/1998	-	-	-	-	-	-	-		
	3)	10/30/1998	-	-	-	-	-	-	-		
HARFORD	3	03/12/1998	-	-	26	-	-	-	26	NARCOTICS	
	4	03/12/1998	-	-	6	-	1	-	5	GAMBLING	
HOWARD	1	09/25/1998	-	12	-	-	-	2	6	NARCOTICS	
SOMERSET	1)	09/28/1998	-	-	-	-	-	-	-		
	2)	09/28/1998	45,000	36	11	-	-	-	10	NARCOTICS	
	3)	09/28/1998	-	-	-	-	-	-	-		
	4)	09/28/1998	-	-	-	-	-	-	-		
	5)	09/28/1998	-	-	-	-	-	-	-		
<b>NEW JERSEY</b>											
BERGEN	1)	11/03/1997	63,016	-	-	-	-	-	-		
	2)	11/05/1997	-	-	-	-	-	-	-		
	8**	(See Appendix Table B-1 in this year's report.)									
BURLINGTON	1	08/04/1998	-	1	-	-	-	-	-		
	2	08/28/1998	-	14	-	-	-	-	3	NARCOTICS	
	3	08/28/1998	-	13	-	-	-	-	5	NARCOTICS	
	4	10/29/1998	-	18	-	-	-	-	8	NARCOTICS	

<sup>1</sup> Report numbers followed by parentheses indicate reports linked to other wiretaps involving the same investigation.<sup>2</sup> Motions: G = Granted, D = Denied, P = Pending.

SUPPLEMENTARY REPORT BY PROSECUTORS FOR INTERCEPTS TERMINATED IN CALENDAR YEAR 1998  
AS OF DECEMBER 31, 1999 (CONTINUED)

State, County	A.O. Report Number in 1998 Report <sup>1</sup>	Date of Application	Additional Activity During Calendar Year 1999							Persons Con- victed	Offense for Which Convicted
			Total Cost in \$	Persons Arrested	Trials Completed	Motions to Suppress Intercepts <sup>2</sup>					
						G	D	P			
ESSEX	1)	01/07/1998	-	-	-	-	-	-	5	GAMBLING	
	2)	01/08/1998	-	-	-	-	-	-	-		
	3	11/02/1998	-	-	-	-	-	-	1	GAMBLING	
GLOUCESTER	2	04/20/1998	-	-	-	-	-	-	13	NARCOTICS	
HUDSON	2**	(See Appendix Table B-1 in this year's report.)									
	3**	(See Appendix Table B-1 in this year's report.)									
	4**	(See Appendix Table B-1 in this year's report.)									
	5**	(See Appendix Table B-1 in this year's report.)									
	6**	(See Appendix Table B-1 in this year's report.)									
	7**	(See Appendix Table B-1 in this year's report.)									
	8**	(See Appendix Table B-1 in this year's report.)									
	9**	(See Appendix Table B-1 in this year's report.)									
	10**	(See Appendix Table B-1 in this year's report.)									
	11**	(See Appendix Table B-1 in this year's report.)									
HUNTERDON	1	03/11/1998	-	12	-	-	-	-	4	NARCOTICS	
MIDDLESEX	1	01/08/1998	-	-	-	-	-	-	1	NARCOTICS	
	4	05/01/1998	-	-	-	-	-	-	7	NARCOTICS	
UNION	7	04/27/1998	-	1	-	-	-	-	1	NARCOTICS	
	10	07/06/1998	-	2	-	-	-	-	2	NARCOTICS	
	12	09/16/1998	-	3	-	-	-	-	3	NARCOTICS	
NEW YORK											
BRONX	1**	(See Appendix Table B-1 in this year's report.)									
	2**	(See Appendix Table B-1 in this year's report.)									
	3**	(See Appendix Table B-1 in this year's report.)									

<sup>1</sup> Report numbers followed by parentheses indicate reports linked to other wiretaps involving the same investigation.<sup>2</sup> Motions: G = Granted, D = Denied, P = Pending.

SUPPLEMENTARY REPORT BY PROSECUTORS FOR INTERCEPTS TERMINATED IN CALENDAR YEAR 1998  
AS OF DECEMBER 31, 1999 (CONTINUED)

State, County	A.O. Report Number in 1998 Report¹	Date of Application	Additional Activity During Calendar Year 1999							Persons Con- victed	Offense for Which Convicted
			Total Cost in \$	Persons Arrested	Trials Completed	Motions to Suppress Intercepts²					
						G	D	P			
BRONX (CONTINUED)											
	4**	(See Appendix Table B-1 in this year's report.)									
	5**	(See Appendix Table B-1 in this year's report.)									
	6**	(See Appendix Table B-1 in this year's report.)									
	7**	(See Appendix Table B-1 in this year's report.)									
	8**	(See Appendix Table B-1 in this year's report.)									
	9**	(See Appendix Table B-1 in this year's report.)									
	10**	(See Appendix Table B-1 in this year's report.)									
	11**	(See Appendix Table B-1 in this year's report.)									
	12**	(See Appendix Table B-1 in this year's report.)									
	13**	(See Appendix Table B-1 in this year's report.)									
	14**	(See Appendix Table B-1 in this year's report.)									
	15**	(See Appendix Table B-1 in this year's report.)									
	16**	(See Appendix Table B-1 in this year's report.)									
	17**	(See Appendix Table B-1 in this year's report.)									
	18**	(See Appendix Table B-1 in this year's report.)									
	19**	(See Appendix Table B-1 in this year's report.)									
	20**	(See Appendix Table B-1 in this year's report.)									
	21**	(See Appendix Table B-1 in this year's report.)									
NASSAU											
	1	11/25/1997	-	-	-	-	-	-	7	NARCOTICS	
	2	01/08/1998	-	-	-	-	-	-	5	GAMBLING	
	3	02/02/1998	-	-	-	-	-	-	5	GAMBLING	
	4	02/11/1998	-	-	-	-	-	-	4	NARCOTICS	
	5	02/20/1998	-	-	-	-	-	-	3	NARCOTICS	
	6	04/14/1998	-	-	-	-	-	-	7	GAMBLING	
	7	05/04/1998	-	-	-	-	-	-	7	NARCOTICS	
	10	07/24/1998	-	-	-	-	-	-	3	GAMBLING	

<sup>1</sup> Report numbers followed by parentheses indicate reports linked to other wiretaps involving the same investigation.<sup>2</sup> Motions: G = Granted, D = Denied, P = Pending.

SUPPLEMENTARY REPORT BY PROSECUTORS FOR INTERCEPTS TERMINATED IN CALENDAR YEAR 1998  
AS OF DECEMBER 31, 1999 (CONTINUED)

State, County	A.O. Report Number in 1998 Report¹	Date of Application	Additional Activity During Calendar Year 1999							
			Total Cost in \$	Persons Arrested	Trials Completed	Motions to Suppress Intercepts²			Persons Con- victed	Offense for Which Convicted
						G	D	P		
NY ORGANIZED CRIME TASK FORCE										
	2	11/04/1997	-	-	1	-	-	-	24	NARCOTICS
	3	11/18/1997	-	35	3	15	15	-	29	NARCOTICS
NYC SPECIAL NARCOTICS BUREAU										
	187**	(See Appendix Table B-1 in this year's report.)								
	188**	(See Appendix Table B-1 in this year's report.)								
	189**	(See Appendix Table B-1 in this year's report.)								
	190**	(See Appendix Table B-1 in this year's report.)								
	191**	(See Appendix Table B-1 in this year's report.)								
QUEENS										
	2	05/21/1997	128,033	50	-	-	1	1	7	LARCENY
ROCKLAND										
	1	04/22/1998	-	-	-	-	-	-	2	NARCOTICS
	3**	(See Appendix Table B-1 in this year's report.)								
	4**	(See Appendix Table B-1 in this year's report.)								
	5**	(See Appendix Table B-1 in this year's report.)								
	6**	(See Appendix Table B-1 in this year's report.)								
SUFFOLK										
	1)	02/10/1998	-	-	-	-	-	-	2	CONSPIRACY
	8)	03/10/1998	-	-	-	-	-	-	17	NARCOTICS
	9)	03/10/1998	-	-	-	-	-	-	-	
	10)	03/12/1998	-	-	-	-	-	-	-	
	15)	04/08/1998	-	-	-	-	-	-	-	
	16)	04/08/1998	-	-	-	-	-	-	-	
	17)	04/08/1998	-	-	-	-	-	-	-	
	18)	04/08/1998	-	-	-	-	-	-	-	
	19)	04/08/1998	-	-	-	-	-	-	-	

<sup>1</sup> Report numbers followed by parentheses indicate reports linked to other wiretaps involving the same investigation.<sup>2</sup> Motions: G = Granted, D = Denied, P = Pending.

SUPPLEMENTARY REPORT BY PROSECUTORS FOR INTERCEPTS TERMINATED IN CALENDAR YEAR 1998  
AS OF DECEMBER 31, 1999 (CONTINUED)

State, County	A.O. Report Number in 1998 Report¹	Date of Application	Additional Activity During Calendar Year 1999							Persons Con- victed	Offense for Which Convicted
			Total Cost in \$	Persons Arrested	Trials Completed	Motions to Suppress Intercepts²					
						G	D	P			
SUFFOLK (CONTINUED)											
	20)	04/24/1998	-	-	-	-	-	-	-		
	21)	05/07/1998	-	-	-	-	-	-	-		
	22)	05/07/1998	-	-	-	-	-	-	-		
	23)	05/07/1998	-	-	-	-	-	-	-		
	24)	10/26/1998	-	-	-	-	-	-	-		
	25)	10/26/1998	-	-	-	-	-	-	5	GAMBLING	
	26)	10/26/1998	-	-	-	-	-	-	-		
	27)	10/26/1998	-	-	-	-	-	-	-		
	28)	10/26/1998	-	-	-	-	-	-	-		
WESTCHESTER											
	8	12/17/1997	-	-	-	-	-	-	3	GAMBLING	
	9	12/17/1997	-	-	-	-	-	-	13	GAMBLING	
	21	08/05/1998	-	1	-	-	-	-	1	USURY	
	25	12/04/1998	-	-	-	-	-	-	4	NARCOTICS	
	24**	(See Appendix Table B-1 in this year's report.)									
PENNSYLVANIA											
MCKEAN											
	1)	11/10/1998	-	-	-	-	-	-	-		
	2)	11/10/1998	-	-	-	-	-	-	1	GAMBLING	
	3)	11/10/1998	-	-	-	-	-	-	-		
	4)	11/10/1998	-	-	-	-	-	-	-		
	5)	11/10/1998	-	-	-	-	-	-	-		
MONTGOMERY											
	3	09/15/1998	-	3	2	-	-	-	2	NARCOTICS	
	7	09/23/1998	-	2	6	-	-	-	6	NARCOTICS	
STATE ATTORNEY GENERAL											
	2)	01/26/1998	-	2	-	-	-	-	-		
	4)	02/10/1998	-	-	-	-	-	-	-		
	17)	04/28/1998	-	-	-	-	-	-	-		

<sup>1</sup> Report numbers followed by parentheses indicate reports linked to other wiretaps involving the same investigation.<sup>2</sup> Motions: G = Granted, D = Denied, P = Pending.



SUPPLEMENTARY REPORT BY PROSECUTORS FOR INTERCEPTS TERMINATED IN CALENDAR YEAR 1998  
AS OF DECEMBER 31, 1999 (CONTINUED)

State, County	A.O. Report Number in 1998 Report <sup>1</sup>	Date of Application	Additional Activity During Calendar Year 1999							
			Total Cost in \$	Persons Arrested	Trials Completed	Motions to Suppress Intercepts <sup>2</sup>			Persons Con- victed	Offense for Which Convicted
						G	D	P		
STATE ATTORNEY GENERAL (CONTINUED)										
	18)	04/28/1998	-	4	-	-	-	-	-	
	23)	07/14/1998	-	-	-	-	-	-	-	
	24)	07/14/1998	-	22	-	-	-	-	-	
	25)	07/14/1998	-	-	-	-	-	-	-	
	27)	08/12/1998	-	-	-	-	-	-	-	
	28)	08/12/1998	-	-	-	-	-	-	-	
	29)	09/01/1998	-	-	-	-	-	-	-	
	30)	09/02/1998	-	-	-	-	-	-	-	
	31)	09/15/1998	-	2	-	-	-	-	-	
	32)	10/01/1998	-	-	-	-	-	-	-	
	33)	10/22/1998	-	8	-	-	-	-	-	
	34)	10/29/1998	-	-	-	-	-	-	-	
	35)	11/03/1998	-	-	-	-	-	-	-	
	36)	11/04/1998	-	-	-	-	-	-	-	
	37)	11/04/1998	-	-	-	-	-	-	-	
	38)	11/04/1998	-	-	-	-	-	-	-	
	39)	11/10/1998	-	-	-	-	-	-	-	
	40)	11/11/1998	-	-	-	-	-	-	-	
	41)	11/11/1998	-	-	-	-	-	-	-	
	42)	11/23/1998	-	-	-	-	-	-	-	
	44)	11/25/1998	-	17	-	-	-	-	-	
	45)	11/25/1998	-	-	-	-	-	-	-	

<sup>1</sup> Report numbers followed by parentheses indicate reports linked to other wiretaps involving the same investigation.<sup>2</sup> Motions: G = Granted, D = Denied, P = Pending.

SUPPLEMENTARY REPORT BY PROSECUTORS FOR INTERCEPTS TERMINATED IN CALENDAR YEAR 1998  
AS OF DECEMBER 31, 1999 (CONTINUED)

State, County	A.O. Report Number in 1998 Report¹	Date of Application	Additional Activity During Calendar Year 1999							Persons Con- victed	Offense for Which Convicted
			Total Cost in \$	Persons Arrested	Trials Completed	Motions to Suppress Intercepts²					
						G	D	P			
UTAH											
SALT LAKE											
	1)	07/20/1998	-	-	-	-	-	-	-		
	2	07/30/1998	-	11	9	-	-	-	9	NARCOTICS	
	4)	11/18/1998	-	-	-	-	-	-	-		
	5)	11/18/1998	-	15	12	-	-	-	12	NARCOTICS	
VIRGINIA											
STATE ATTORNEY GENERAL											
	1**	(See Appendix Table B-1 in this year's report.)									

<sup>1</sup> Report numbers followed by parentheses indicate reports linked to other wiretaps involving the same investigation.<sup>2</sup> Motions: G = Granted, D = Denied, P = Pending.