

Contents

Report of the Director	5
Reporting Requirements of the Statute	6
Regulations	6
Summary and Analysis of Reports by Judges	7
Authorized Lengths of Intercepts	8
Locations	8
Offenses	9
Summary and Analysis of Reports by Prosecuting Officials	10
Nature of Intercepts	10
Costs of Intercepts	11
Arrests and Convictions	11
Summary of Reports for Years Ending December 31, 1990 Through 2000	13
Supplementary Reports	13

Text Tables

Table 1	
Jurisdictions With Statutes Authorizing the Interception of Wire, Oral, or Electronic Communications	14
Table 2	
Intercept Orders Issued by Judges During Calendar Year 2000	15
Table 3	
Major Offenses for Which Court-Authorized Intercepts Were Granted	18
Table 4	
Summary of Interceptions of Wire, Oral, or Electronic Communications	21
Table 5	
Average Cost per Order	24
Table 6	
Types of Surveillance Used, Arrests, and Convictions for Intercepts Installed	27
Table 7	
Authorized Intercepts Granted Pursuant to 18 U.S.C. 2519	30
Table 8	
Summary of Supplementary Reports for Intercepts Terminated in Calendar Years 1990 Through 2000	31
Table 9	
Arrests and Convictions Resulting From Intercepts Installed in Calendar Years 1990 Through 2000	36

Appendix Tables

Table A-1: United States District Courts	
Report by Judges	38
Table A-2: United States District Courts	
Supplementary Report by Prosecutors	80
Table B-1: State Courts	
Report by Judges	102
Table B-2: State Courts	
Supplementary Report by Prosecutors	196

Report of the Director of the Administrative Office of the United States Courts

on Applications for Orders Authorizing or Approving the Interception of Wire, Oral, or Electronic Communications

The Omnibus Crime Control and Safe Streets Act of 1968 requires the Administrative Office of the United States Courts (AO) to report to Congress the number and nature of federal and state applications for orders authorizing or approving the interception of wire, oral, or electronic communications. The statute requires that specific information be provided to the AO, including the offense(s) under investigation, the location of the intercept, the cost of the surveillance, and the number of arrests, trials, and convictions that directly result from the surveillance. This report covers intercepts concluded between January 1, 2000, and December 31, 2000, and provides supplementary information on arrests and convictions resulting from intercepts concluded in prior years.

A total of 1,190 intercepts authorized by federal and state courts were completed in 2000, a decrease of 5 percent compared to the number terminated in 1999. In 2000, wiretaps installed were in operation on average 15 percent fewer days per wiretap than in 1999, and the number of intercepts per order was 8 percent lower, but the average number of incriminating communications intercepted per wiretap increased 3 percent.

Public Law 106-197 amended 18 U.S.C. 2519(2)(b) to require that beginning with the *2000 Wiretap Report*, reporting should reflect the number of wiretap applications granted for which encryption was encountered and whether such encryption prevented law enforcement officials from obtaining the plain text of communications intercepted pursuant to the court orders. In 2000, encryption was reported to have been encountered in 22 wiretaps; however, in none of these cases was encryption reported to have prevented law enforcement officials from obtaining the plain text of communications intercepted.

The appendix tables of this report list all intercepts reported by judges and prosecuting officials for 2000. Appendix Table A-1 shows reports filed by federal judges and federal prosecuting officials. Appendix Table B-1 presents the same information for state judges and state prosecuting officials. Appendix Tables A-2 and B-2 contain information from the supplementary reports submitted by prosecuting officials about additional arrests and trials in 2000 arising from intercepts initially reported in prior years.

Title 18 U.S.C. Section 2519(2) mandates the submission of wiretap reports no later than January 31 of each year. This office, as is customary, sends a letter to the appropriate officials every year reminding them of the statutory mandate. Nevertheless, each year reports are received after the deadline has passed. Information received after the deadline will be included in next year's *Wiretap Report*; the number of missing state and local prosecutors' reports was lower in 2000 compared to 1999. The AO is grateful for the cooperation and the prompt responses we received from many officials around the nation.

Leonidas Ralph Mecham
Director

April 2001

Applications for Orders Authorizing or Approving the Interception of Wire, Oral, or Electronic Communications

Reporting Requirements of the Statute

Each federal and state judge is required to file a written report with the Director of the Administrative Office of the United States Courts (AO) on each application for an order authorizing the interception of a wire, oral, or electronic communication (18 U.S.C. 2519(1)). This report is to be furnished within 30 days of the denial of the application or the expiration of the court order (after all extensions have expired). The report must include the name of the official who applied for the order, the offense under investigation, the type of interception device, the general location of the device, and the duration of the authorized intercept.

Prosecuting officials who applied for interception orders are required to submit reports to the AO each January on all orders that were terminated during the previous calendar year. These reports contain information related to the cost of each intercept, the number of days the intercept device was actually in operation, the total number of intercepts, and the number of incriminating intercepts recorded. Results such as arrests, trials, convictions, and the number of motions to suppress evidence related directly to the use of intercepts also are noted.

Neither the judges' reports nor the prosecuting officials' reports contain the names, addresses, or phone numbers of the parties investigated. The AO is **not** authorized to collect this information.

This report tabulates the number of applications for interceptions that were granted or denied, as reported by judges, as well as the number of authorizations for which interception devices were installed, as reported by prosecuting officials. No statistics are available on the number of devices installed for each authorized order.

No report to the AO is required when an order is issued with the consent of one of the principal parties to the communication. Examples of such situations include the use of a wire interception to investigate obscene phone calls; the interception of a communication to which a police officer or police informant is a party; the use of a body microphone; or the use of only a pen register (a mechanical device attached to a telephone line to record on paper tape all numbers dialed from that line).

Regulations

The Director of the AO is empowered to develop and revise the reporting regulations and reporting forms for collecting information on intercepts. Copies of the regulations, the reporting forms, and the federal wiretapping statute may be obtained by writing to the Administrative Office of the United States Courts, Statistics Division, Washington, D.C. 20544.

The Attorney General of the United States, the Deputy Attorney General, the Associate Attorney General, any Assistant Attorney General, any acting Assistant Attorney General, or any specially designated Deputy Assistant Attorney General in the Criminal Division of the Department of Justice may authorize an application to a federal judge for an order authorizing the interception of wire, oral, or electronic communications. On the state level, applications are made by a prosecuting attorney "if such attorney is authorized by a statute of that State to make application to a State court judge of competent jurisdiction."

Many wiretap orders are related to large-scale criminal investigations that cross county and state boundaries. Consequently, arrests, trials, and convictions resulting from these interceptions often do not occur within the same year as the

installation of the intercept device. Under 18 U.S.C. 2519(2), prosecuting officials must file supplementary reports on additional court or police activity that occurs as a result of intercepts reported in prior years. Appendix Tables A-2 and B-2 describe the additional activity reported by prosecuting officials in their supplementary reports.

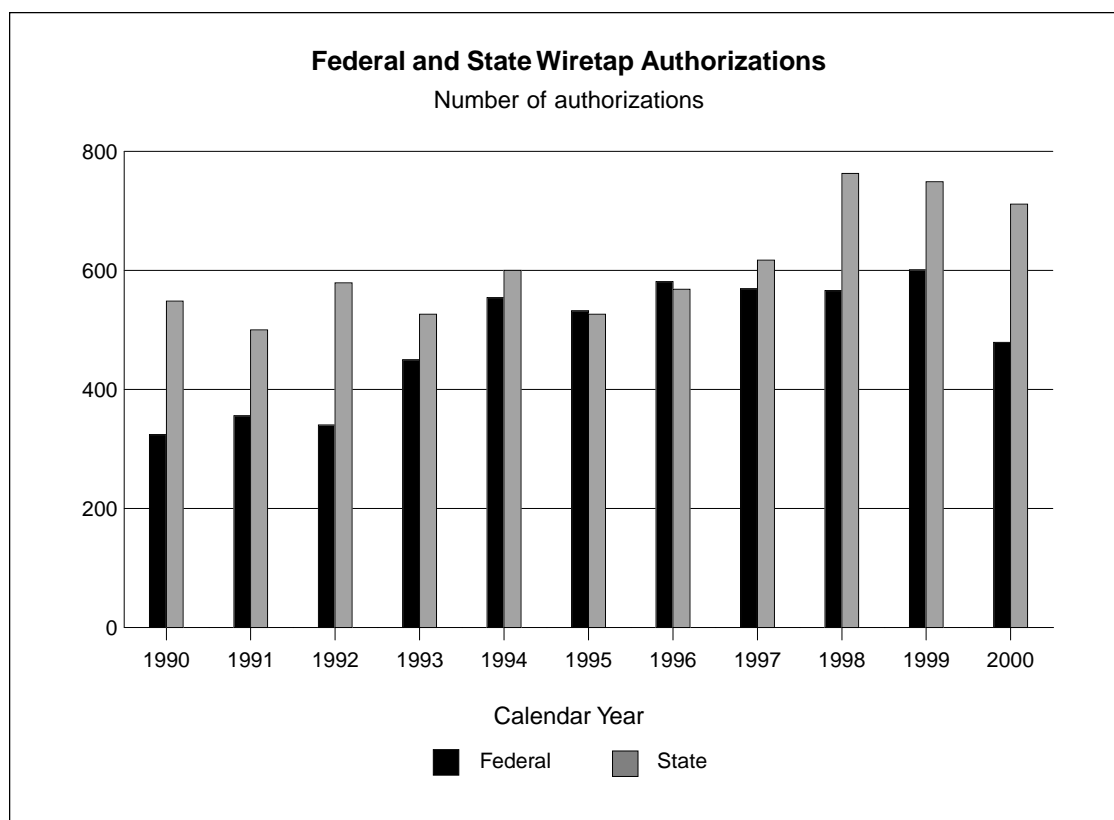
Table 1 shows that 45 jurisdictions (the federal government, the District of Columbia, the Virgin Islands, and 42 states) currently have laws that authorize courts to issue orders permitting wire, oral, or electronic surveillance. During 2000, a total of 26 jurisdictions reported using at least one of these three types of surveillance as an investigative tool.

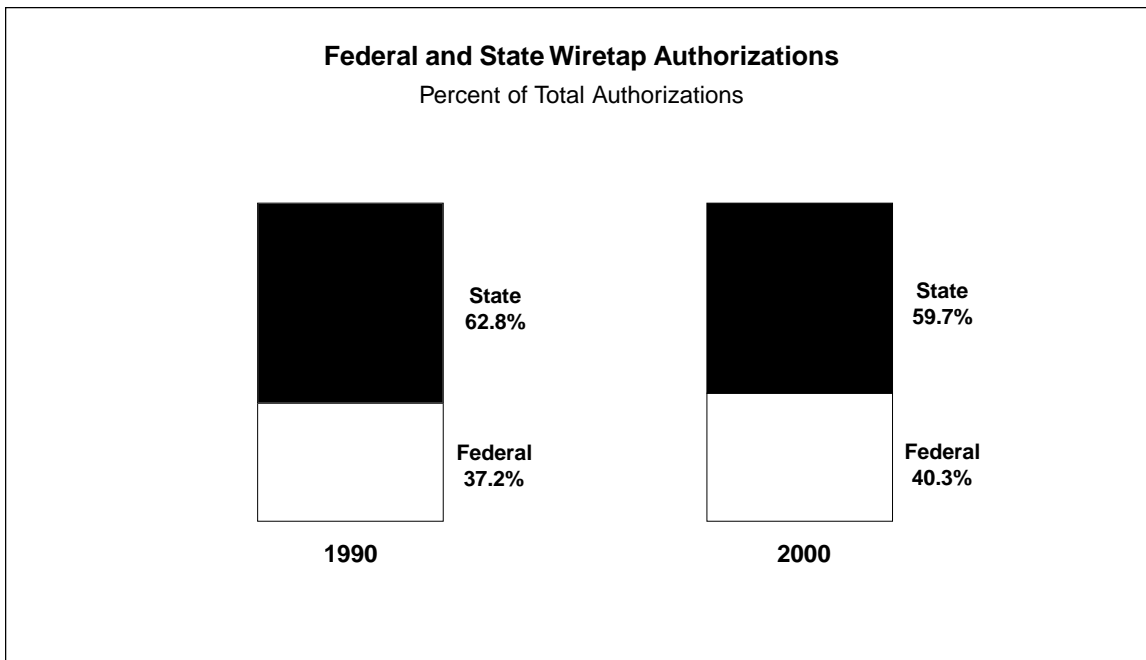
Summary and Analysis of Reports by Judges

Data on applications for wiretaps terminated during calendar year 2000 appear in Appendix Tables A-1 (federal) and B-1 (state). The reporting numbers used in the appendix tables are

reference numbers assigned by the AO; these numbers do not correspond to the authorization or application numbers used by the reporting jurisdictions. The same reference number is used for any supplemental information reported for a communications intercept in future volumes of the *Wiretap Report*.

Beginning with the *2000 Wiretap Report*, the assignment of reporting numbers to federal wiretaps has been modified so that a comparable numbering system is used for both federal and state wiretaps. Each year, some reports are submitted on wiretaps that were terminated in prior years but, because they had been part of ongoing investigations, were not reported along with other wiretaps terminated the same year. In previous *Wiretap Reports*, the numbering system for federal wiretaps blended wiretaps for the current year with newly reported wiretaps that had been terminated in prior years, which made it difficult to track data from year to year. For this year's report, comparisons with last year's totals are based on wiretaps that were terminated during that year. That is, for 1999, comparisons are based not on





the previously reported total of 1,350 wiretaps, which includes 98 federal wiretaps that actually were terminated in prior years, but on a total that includes only the 1,252 wiretaps that were completed in 1999.

The number of wiretaps reported decreased 5 percent in 2000. A total of 1,190 applications were authorized in 2000, including 479 submitted to federal judges and 711 to state judges. Judges approved all applications. The number of applications approved by both federal and state judges in 2000 each decreased 5 percent compared to the number approved during 1999.¹ Wiretap applications in New York (349 applications), California (88 applications), New Jersey (45 applications), Pennsylvania (43 applications), Florida (43 applications), and Illinois (41 applications) accounted for 86 percent of all authorizations approved by state judges.

Authorized Lengths of Intercepts

Table 2 presents the number of intercept orders issued in each jurisdiction that provided reports, the number of amended intercept orders issued, the number of extensions granted, the average length of the original authorizations and their extensions, the total number of days the intercepts actually were in operation, and the

nature of the location where each interception of communications occurred. Most state laws limit the period of surveillance under an original order to 30 days. This period, however, can be lengthened by one or more extensions if the authorizing judge determines that additional time for surveillance is warranted.

During 2000, the average length of an original authorization was 28 days, up from 27 days in 1999. A total of 926 extensions were requested and authorized in 2000 (a decrease of 32 percent). The average length of an extension was 28 days, down from 29 days in 1999. The longest federal intercept occurred in the Central District of California, where the original 30-day order was extended 10 times to complete a 308-day wiretap used in a narcotics investigation. Among state wiretaps terminating during 2000, the longest was used in a narcotics investigation in Queens County, New York; this wiretap required a 30-day order to be extended nine times to keep the intercept in operation 300 days. In contrast, 19 federal intercepts and 48 state intercepts each were in operation for less than a week.

Locations

Wire, oral, and electronic communications technologies have changed dramatically over the past 10 years. To reflect these changes, the location categories used in this year's *Wiretap Report*

have been revised. As a result, location data in this year's report are not comparable to data for earlier years.

The most common location specified in wiretap applications authorized in 2000 was "portable device, carried by/on individual," a category included for the first time this year in Table 2. This category was added because wiretaps authorized for devices such as portable digital pagers and cellular telephones did not readily fit into the location categories previously provided. Table 2 shows that in 2000, a total of 60 percent (715 wiretaps) of all intercepts authorized were for portable devices such as these, which are not limited to fixed locations.

The next most common location cited for the placement of wiretaps in 2000 was a "personal residence," a type of location that includes single-family houses, as well as row houses, apartments, and other multi-family dwellings. Table 2 shows that in 2000 a total of 21 percent (251 wiretaps) of all intercept devices were authorized for personal residences. Four percent (53 wiretaps) were authorized for business establishments such as offices, restaurants, and hotels. Combinations of locations were cited in 109 federal and state applications (9 percent of the total) in 2000. Finally, 3 percent (35 wiretaps) were authorized for "other" locations, which included such places as prisons, pay telephones in public areas, and motor vehicles.

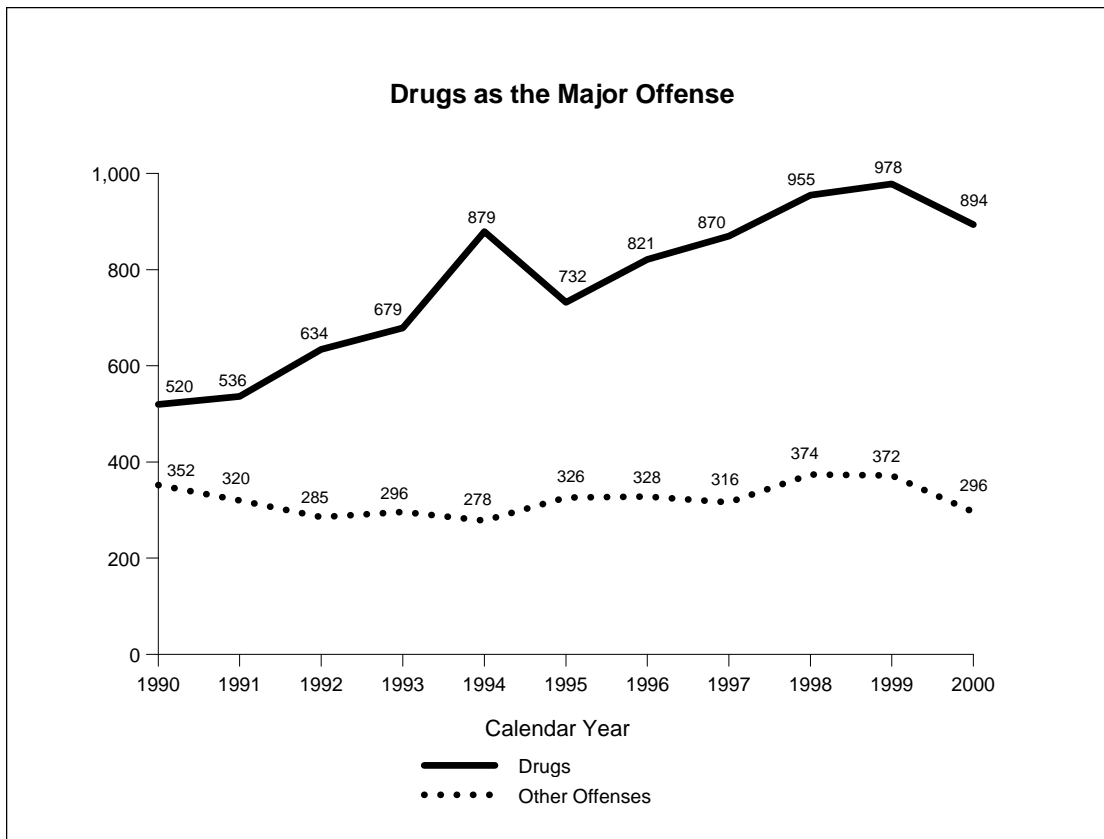
Since the enactment of the Electronic Communications Privacy Act of 1986, a specific location need not be cited in a federal application if the application contains a statement explaining why such specification is not practical or shows "a purpose, on the part of that person (under investigation), to thwart interception by changing facilities" (see 18 U.S.C. 2518 (11)). In these cases, prosecutors use "roving" wiretaps to target a specific person rather than a specific telephone or location. The Intelligence Authorization Act of 1999, enacted on October 20, 1998, amended 18 U.S.C. 2518 (11)(b) so that a specific facility need not be cited "if there is probable cause to believe that actions by the person under investigation could have the effect of thwarting interception from a specified facility." The amendment also specifies that "the order authorizing or approving the interception is limited to interception only for

such time as it is reasonable to presume that the person identified in the application is or was reasonably proximate to the instrument through which such communication will be or was transmitted."

For 2000, authorizations for 27 wiretaps indicated approval with a relaxed specification order under 18 U.S.C. 2518(11). Federal authorities reported that roving wiretaps were approved for seven investigations; three were authorized for use in drug offense investigations, one in a murder investigation, one in a gambling investigation, one in a racketeering investigation, and one in a firearms investigation. On the state level, 20 roving wiretaps were reported; 60 percent (12 applications) were authorized for use in drug offense investigations, 10 percent (2 applications) in bribery investigations, and the remainder (six applications) in investigations of other offenses.

Offenses

Violations of drug laws and racketeering laws remain the two most prevalent types of offenses investigated through communications intercepts. Homicide/assault was the third most frequently noted offense category cited on wiretap orders, and gambling offenses were the fourth most frequently cited offense category reported. Table 3 indicates that 75 percent of all applications for intercepts (894 wiretaps) authorized in 2000 cited drug offenses as the most serious offense under investigation. Many applications for court orders indicated that several criminal offenses were under investigation, but Table 3 includes only the most serious criminal offense named in an application. The use of federal intercepts to conduct drug investigations was most common in the Southern District of Texas (27 applications) and the Northern District of Illinois (26 applications). On the state level, the New York City Special Narcotics Bureau obtained authorizations for 108 drug-related intercepts, which accounted for the highest percentage (21 percent) of all drug-related intercepts reported by state or local jurisdictions in 2000. Nationwide, racketeering (76 orders), homicide/assault (72 orders), and gambling (49 orders) were specified in 6 percent, 6 percent, and 4 percent of authorizations, respectively, as the most serious offense under investigation.



Summary and Analysis of Reports by Prosecuting Officials

In accordance with 18 U.S.C. 2519(2), prosecuting officials must submit reports to the AO no later than January 31 of each year for intercepts terminated during the previous calendar year. Appendix Tables A-1 and B-1 contain information from all prosecutors' reports submitted for 2000. Judges submitted 23 reports for which the AO received no corresponding reports from prosecuting officials. For these authorizations, the entry "NP" (no prosecutor's report) appears in the appendix tables. Some of the prosecutors' reports may have been received too late to include in this report, and some prosecutors delayed filing reports to avoid jeopardizing ongoing investigations. Information received after the deadline will be included in next year's *Wiretap Report*.

Nature of Intercepts

Of the 1,190 communication interceptions authorized in 2000, intercept devices were installed in conjunction with a total of 1,139 orders.

Table 4 presents information on the average number of intercepts per order, the number of persons whose communications were intercepted, the total number of communications intercepted, and the number of incriminating intercepts. Wiretaps varied extensively with respect to the above characteristics.

In 2000, installed wiretaps were in operation an average of 42 days, a 15 percent decrease from the average number of days wiretaps were in operation in 1999. The average number of interceptions per day reported by all jurisdictions in 2000 ranged from less than 1 to over 700. The most active federal intercept occurred in the Northern District of Ohio, where a 60-day fraud investigation installation involved 180 agent workdays and resulted in an average of 346 interceptions per day. For state authorizations, the most active investigation was a 35-day bribery investigation in New York County, New York, that produced an average of 713 intercepts per day. Nationwide, in 2000 the average number of persons whose communications were intercepted per order in which intercepts were installed was 196, essentially the same as the average number in 1999 (which was 195 persons). The average number of communica-

tions intercepted was 1,769 per wiretap; an average of 402 intercepts per installed wiretap produced incriminating evidence. The average percentage of incriminating intercepts per order increased from 20 percent of interceptions in 1999 to 23 percent in 2000.

The three major categories of surveillance are wire communications, oral communications, and electronic communications. In the early years of wiretap reporting, nearly all intercepts involved telephone (wire) surveillance, primarily communications made via conventional telephone lines; the remainder involved microphone (oral) surveillance or a combination of wire and oral interception. With the passage of the Electronic Communications Privacy Act of 1986, a third category was added for the reporting of electronic communications, which most commonly involve digital-display paging devices or fax machines, but also may include some computer transmissions. The *1988 Wiretap Report* was the first annual report to include electronic communications as a category of surveillance.

In recent years, many wiretaps involving the interception of communications via cellular telephones were reported under the category of “electronic” wiretaps. However, cellular telephones that carry voice conversations are considered “wire communications” under 18 U.S.C. 2510 (1), which states that “‘wire communication’ means any aural transfer made in whole or in part through the use of facilities for the transmission of communications by the aid of wire, cable, or other like connection between the point of origin and the point of reception (including the use of such connection in a switching station).” Beginning with the *2000 Wiretap Report*, all wiretaps involving the interception of cellular telephones are categorized as “wire” interceptions.

Table 6 presents the type of surveillance method used for each intercept installed. The most common method of surveillance reported was “phone wire communication,” which includes all telephones (landline, cellular, cordless, and mobile). Telephone wiretaps accounted for 81 percent (927 cases) of intercepts installed in 2000. Of those, 691 wiretaps involved cellular/mobile telephones, either as the only type of device under surveillance (578 cases) or in combination with one or more other types (113 cases).

The next most common method of surveillance reported was the electronic wiretap, which includes devices such as digital display pagers, voice pagers, fax machines, and transmissions via computer such as electronic mail. Electronic wiretaps accounted for 8 percent (89 cases) of intercepts installed in 2000. Microphones were used in 5 percent of intercepts (52 cases). A combination of surveillance methods was used in 6 percent of intercepts (71 cases).

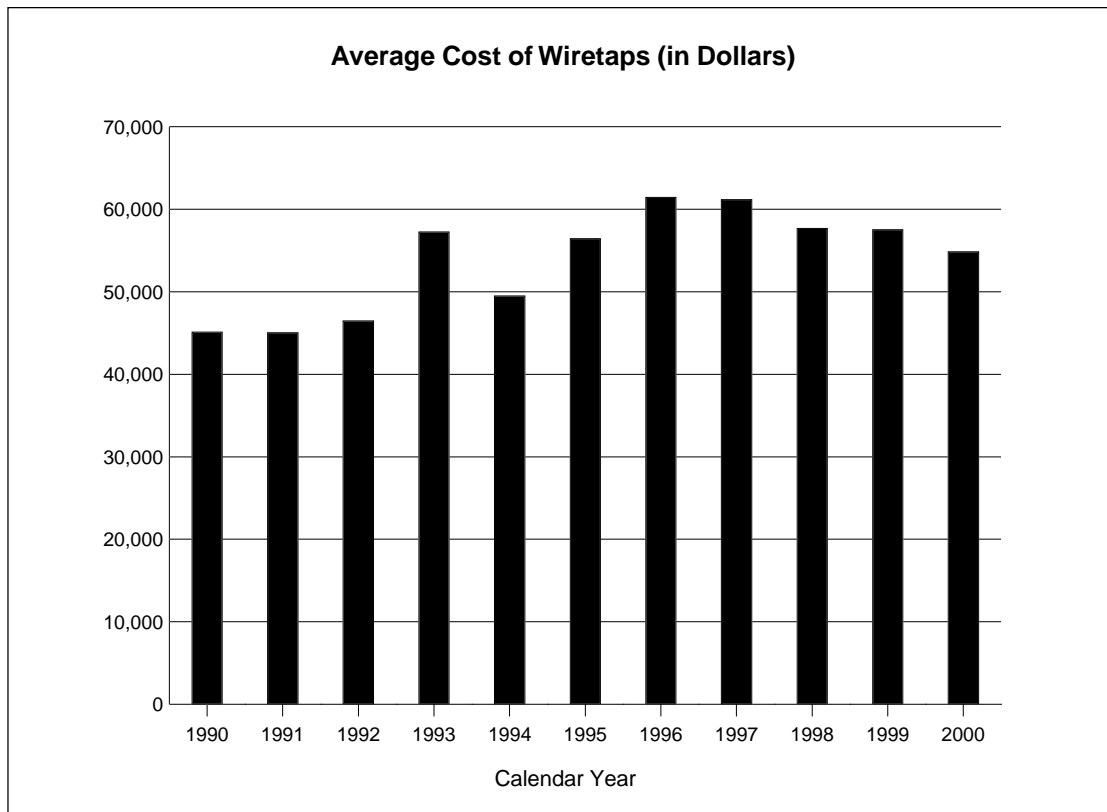
Public Law 106-197 amended 18 U.S.C. 2519(2)(b) to require that beginning with the *2000 Wiretap Report*, reporting should reflect the number of wiretap applications granted in which encryption was encountered and whether such encryption prevented law enforcement officials from obtaining the plain text of communications intercepted pursuant to the court orders. In 2000, no federal wiretaps reported that encryption was encountered. For state and local jurisdictions, encryption was reported to have been encountered in 22 wiretaps in 2000; however, in none of these cases was encryption reported to have prevented law enforcement officials from obtaining the plain text of communications intercepted.

Costs of Intercepts

Table 5 provides a summary of expenses related to intercept orders in 2000. The expenditures noted reflect the cost of installing intercept devices and monitoring communications for the 1,080 authorizations for which reports included cost data. The average cost of intercept devices installed in 2000 was \$54,829, down 5 percent from the average cost in 1999. For federal wiretaps for which expenses were reported in 2000, the average cost was \$63,767, a 13 percent decrease from the average cost in 1999. However, the average cost of a state wiretap increased 11 percent to \$47,993 in 2000. For additional information, see Appendix Tables A-1 (federal) & B-1 (state).

Arrests and Convictions

Federal and state prosecutors often note the importance of electronic surveillance in obtaining arrests and convictions. The Central District of California reported a federal wiretap that involved cellular telephone and digital pager surveillance



in a narcotics conspiracy investigation that led 15 persons to plead guilty; in addition, the reporting officials noted that this wiretap “resulted in the seizure of 40 tons of marijuana, 8 kilos of cocaine, 16 pounds of methamphetamine, 22 firearms, 5 vehicles, and \$72,209.” Reporting officials in the Northern District of Illinois described a federal wiretap in use for 19 days in a narcotics investigation that resulted in 12 arrests and the seizure of 50 kilos of cocaine, \$1.5 million in cash, and 10 vehicles. On the state level, the prosecuting attorney in Latah County, Idaho, reported that, as part of a murder investigation, the information obtained in a wiretap of a standard telephone in a jail “was instrumental in the State obtaining convictions for two counts of first degree murder, first degree arson, conspiracy to commit murder and arson, and preparing false evidence. Among other things, the intercepted communications revealed attempts by the defendant to create fictitious alibis, giving us the opportunity to thoroughly investigate and rebut the same at trial.” The San Bernardino District Attorney’s office in California reported that a 58-day wiretap approved as part of a narcotics investigation resulted in the arrest of 11 persons, 5 of whom were convicted, adding

that “without the wiretap, the head of this distribution organization and his chief co-conspirators would not have been convicted. Conventional investigative techniques would have only resulted in the conviction of the organization’s ‘mules.’” The State Attorney’s office in New Haven County, Connecticut, reported that a wiretap in use for 15 days in a narcotics investigation resulted in six arrests and one subsequent conviction, stating that the interceptions “were successful in identifying upper-level suppliers and buyers of narcotics, leading to the seizure of narcotics, weapons, and assets with accompanying arrests that most likely would have been unobtainable through the use of normal investigative procedures.” The office of the Attorney General in Oklahoma indicated that a 34-day wiretap investigating the manufacture of methamphetamine resulted in 27 arrests and the subsequent conviction of 14 individuals; the Attorney General noted that “none of these convictions could have been achieved without evidence obtained from wire interception.”

Table 6 presents the numbers of persons arrested and convicted as a result of interceptions reported as terminated in 2000. As of December 31, 2000, a total of 3,411 persons had been

arrested based on interceptions of wire, oral, or electronic communications, 22 percent (736 persons) of whom were convicted (an increase from the 1999 conviction rate of 15 percent, returning to a percentage rate closer to the 1998 conviction rate of 26 percent). Federal wiretaps were responsible for 52 percent of the arrests and 48 percent of the convictions during 2000. A wiretap in the District of Hawaii resulted in the most arrests of any intercept in 2000. This wiretap, which was the lead wiretap of three used in a narcotics investigation, led to the arrest of 50 persons. A wiretap in the Eastern District of Louisiana produced the most convictions of any wiretap when an intercept used in a drug investigation resulted in the conviction of 33 of the 34 persons arrested. The leader among state intercepts in producing arrests and convictions was a wiretap that took place in Maricopa County, Arizona, and was the lead wiretap of two used in a drug investigation. This wiretap resulted in 47 arrests and 21 convictions. Because criminal cases involving the use of surveillance may still be under active investigation, the results of many of the intercepts concluded in 2000 may not have been reported. Prosecutors will report the costs, arrests, trials, motions to suppress evidence, and convictions related directly to these intercepts in future supplementary reports, which will be noted in Appendix Tables A-2 and B-2 of subsequent volumes of the *Wiretap Report*.

Summary of Reports for Years Ending December 31, 1990 Through 2000

Table 7 provides information on intercepts reported each year from 1990 to 2000. The table specifies the number of intercept applications requested, denied, authorized, and installed; the number of extensions granted; the average length of original orders and extensions; the locations of intercepts; the major offenses investigated; average costs; and the average number of persons intercepted, communications intercepted, and incriminating intercepts. From 1990 to 2000, the

number of intercept applications authorized increased 36 percent. The majority of wiretaps involved drug-related investigations, ranging from 60 percent of all applications authorized in 1990 to 75 percent in 2000.

Supplementary Reports

Under 18 U.S.C. 2519(2), prosecuting officials must file supplementary reports on additional court or police activity occurring as a result of intercepts reported in prior years. Because many wiretap orders are related to large-scale criminal investigations that cross county and state boundaries, supplementary reports are necessary to fulfill reporting requirements. Arrests, trials, and convictions resulting from these interceptions often do not occur within the same year in which the intercept was first reported. Appendix Tables A-2 and B-2 provide detailed data from all supplementary reports submitted.

During 2000, a total of 2,264 arrests, 2,181 convictions, and additional costs of \$8,734,348 resulted from wiretaps completed in previous years. Table 8 summarizes additional prosecution activity by jurisdiction for intercepts terminated in the years noted. Most of the additional activity reported in 2000 involved wiretaps terminated in 1999. Intercepts concluded in 1999 led to 71 percent of arrests, 61 percent of convictions, and 82 percent of expenditures reported in 2000 for wiretaps terminated in prior years. Table 9 reflects the total number of arrests and convictions resulting from intercepts terminated in calendar years 1990 through 2000.

Endnote

¹ In the *1999 Wiretap Report*, 601 federal wiretaps and 749 state wiretaps were reported for 1999. However, of the 601 federal wiretaps, 503 had been terminated in 1999, whereas 98 had been concluded in prior years but not reported until 1999 because they had been part of ongoing investigations. For consistency with the new method of counting wiretaps in the *2000 Wiretap Report*, percentage changes between 1999 and 2000 have been calculated based solely on wiretaps that ended in each of those years.

Table 1
Jurisdictions With Statutes Authorizing the Interception
of Wire, Oral, or Electronic Communications
Effective During the Period January 1 Through December 31, 2000*

Jurisdiction	Statutory Citation**	Reported Use of Wiretap in 2000	Number of Orders Authorized in 2000
Federal	18:2510 - 2520	Yes	479
Alaska	12.37	No	-
Arizona	13-3007 - 13-3018	Yes	18
California	629 - 629.48	Yes	88
Colorado	16-15-102	Yes	5
Connecticut	54-41a - 54-41t	Yes	4
Delaware	11 Del.C.Chap.24	No	-
District of Columbia	23.541 - 23:556	No	-
Florida	934.01 - 934.10	Yes	43
Georgia	16-11-64	Yes	3
Hawaii	803-41 - 803-48	No	-
Idaho	18-6701 - 18-6710	Yes	1
Illinois	38:108B-1	Yes	41
Indiana	35-33.5-3-1	No	-
Iowa	808B.1 - 808B.9	Yes	1
Kansas	22-2514 - 22-2516	Yes	1
Louisiana	Act No. 121 3B No.233 15:1308(A)(2)	Yes	1
Maryland	10-401 - 10-411	Yes	31
Massachusetts	272:99	Yes	5
Minnesota	626A.01 - 626A.21	No	-
Mississippi	41-29-501	No	-
Missouri	33-542.400 - 542.424	No	-
Nebraska	86-701 - 86-707	No	-
Nevada	179.410 - 179.515, NRS 200.620	Yes	10
New Hampshire	570-A:1 - A:11	No	-
New Jersey	2A:156A-1 - 156A-26	Yes	45
New Mexico	30-12-2 - 30-12-11	Yes	4
New York	CPL Article 700	Yes	349
North Carolina	N.C.G.S. 15A-286	No	-
North Dakota	29-29.2	No	-
Ohio	2933.51 - 2933.66	Yes	6
Oklahoma	13 O.S. 176.1 - 176.14	Yes	4
Oregon	133.723 - 133.739	Yes	1
Pennsylvania	18:5701	Yes	43
Rhode Island	12-5.1-1 - 12-5.1-16	No	-
South Dakota	23A - 35A	No	-
Tennessee	40-6-301 - 40-6-311	Yes	1
Texas	18.20	No	-
Utah	77-23a-1 - 77-23a-16	Yes	3
Virgin Islands	5:4701 - 4707	No	-
Virginia	19.2-61	No	-
Washington	9.73	Yes	2
West Virginia	62-1D-11	No	-
Wisconsin	968.27 - 968.33	Yes	1
Wyoming	7-3-601 - 7-3-611	No	-

* Pursuant to provisions of the Omnibus Crime Control and Safe Streets Act of 1968, 18 U.S.C. 2519.

** Includes only those jurisdictions that enacted legislation during or before calendar year 2000.

Table 2
Intercept Orders Issued by Judges During Calendar Year 2000

Reporting Jurisdiction	Number of Intercept Orders					Number of Extensions	Avg. Length (in Days)		Total Number of Days in Operation	Location Authorized in Original Application						
	Authorized	Amended	No Prosecutor's Report	Never Installed	Installed*		Original Authorization	Extensions		Personal Residence	Business	Portable Device	Combination**	Other	Roving	None Specified
TOTAL	1,190	4	23	28	1,139	926	28	28	47,729	251	53	715	109	35	27	-
FEDERAL	479	-	-	7	472	354	30	29	20,680	62	24	320	54	12	7	-
ARIZONA																
MARICOPA	6	-	-	-	6	6	30	30	299	2	-	-	4	-	-	-
STATE ATTORNEY GENERAL	12	-	-	-	12	8	30	30	552	3	-	6	3	-	-	-
CALIFORNIA																
FRESNO	5	-	-	-	5	-	26	-	84	3	-	1	-	1	-	-
LOS ANGELES	78	-	-	-	78	35	30	30	3,041	7	-	47	21	3	-	-
MARIPOSA	1	-	-	-	1	2	30	23	70	-	-	-	-	1	-	-
RIVERSIDE	3	-	-	-	3	1	30	30	120	-	-	3	-	-	-	-
VENTURA	1	-	-	-	1	-	30	-	30	1	-	-	-	-	-	-
COLORADO																
4TH JUDICIAL DISTRICT (EL PASO)	1	-	-	-	1	-	30	-	7	-	-	-	1	-	-	-
12TH JUDICIAL DISTRICT (RIO GRANDE)	1	-	1	-	-	-	30	-	-	-	-	1	-	-	-	-
14TH JUDICIAL DISTRICT (GRAND)	3	-	-	-	3	-	30	-	18	-	-	-	-	3	-	-
CONNECTICUT																
NEW BRITAIN	1	-	-	-	1	-	15	-	4	1	-	-	-	-	-	-
NEW HAVEN	3	-	-	-	3	-	15	-	35	2	-	-	1	-	-	-
FLORIDA																
2ND JUDICIAL CIRCUIT (LEON)	1	-	-	-	1	-	30	-	22	-	-	1	-	-	-	-
4TH JUDICIAL CIRCUIT (DUVAL)	9	-	-	1	8	4	30	30	236	4	1	4	-	-	-	-
9TH JUDICIAL CIRCUIT (ORANGE/OSCEOLA)	16	-	-	-	16	6	30	30	510	5	1	10	-	-	-	-
11TH JUDICIAL CIRCUIT (DADE)	5	-	-	-	5	2	30	30	180	1	-	4	-	-	-	-
18TH JUDICIAL CIRCUIT (BREVARD/SEMINOLE)	11	-	-	-	11	2	23	24	279	6	-	5	-	-	-	-
20TH JUDICIAL CIRCUIT (LEE)	1	-	-	-	1	1	30	30	45	1	-	-	-	-	-	-
GEORGIA																
FLOYD	1	-	-	-	1	-	20	-	19	1	-	-	-	-	-	-
TALLAPOOSA	2	-	-	-	2	2	20	20	66	2	-	-	-	-	-	-
IDAHO																
LATAH	1	-	-	-	1	-	30	-	30	-	-	-	-	1	-	-
ILLINOIS																
BROWN	1	-	-	-	1	-	10	-	10	-	-	-	1	-	-	-
COOK	9	-	-	-	9	1	30	30	227	2	-	6	-	1	-	-
EDGAR	3	-	-	1	2	-	10	-	14	-	-	-	-	3	-	-
FAYETTE	6	-	-	2	4	-	10	-	4	-	-	-	-	-	6	-
JERSEY	1	-	1	-	-	-	10	-	-	1	-	-	-	-	-	-
KNOX	6	-	-	-	6	-	9	-	8	-	-	-	-	-	6	-
LEE	1	-	-	-	1	1	10	10	8	-	-	-	-	-	1	-
MCHENRY	1	-	-	-	1	-	10	-	1	1	-	-	-	-	-	-
MOULTRIE	1	-	-	-	1	1	10	10	2	1	-	-	-	-	-	-
ROCK ISLAND	5	-	1	-	4	5	8	10	78	3	1	-	-	1	-	-
WASHINGTON	7	-	-	-	7	-	10	-	70	7	-	-	-	-	-	-
IOWA																
STATE ATTORNEY GENERAL	1	-	-	-	1	1	30	30	51	-	-	-	1	-	-	-

Table 2
Intercept Orders Issued by Judges During Calendar Year 2000 (Continued)

Reporting Jurisdiction	Number of Intercept Orders					Avg. Length (in Days)			Total Number of Days in Operation	Location Authorized in Original Application						
	Authorized	Amended	No Prosecutor's Report	Never Installed	Installed*	Number of Extensions	Original Authorization	Extensions		Personal Residence	Business	Portable Device	Combination**	Other	Roving	None Specified
KANSAS																
JOHNSON	1	-	-	-	1	-	28	-	12	-	-	-	-	-	1	-
LOUISIANA																
BATON ROUGE	1	-	-	-	1	-	9	-	9	1	-	-	-	-	-	-
MARYLAND																
BALTIMORE	11	-	-	-	11	5	30	20	332	11	-	-	-	-	-	-
STATE ATTORNEY GENERAL	20	-	-	-	20	8	23	20	526	1	-	19	-	-	-	-
MASSACHUSETTS																
NORFOLK	2	-	-	-	2	1	15	15	40	-	-	-	2	-	-	-
STATE ATTORNEY GENERAL	3	-	-	-	3	16	15	15	248	1	-	-	-	-	2	-
NEVADA																
CARSON CITY	1	-	-	-	1	-	30	-	22	-	-	-	1	-	-	-
CLARK	8	-	-	1	7	-	30	-	137	3	-	5	-	-	-	-
WASHOE	1	-	-	-	1	-	14	-	4	1	-	-	-	-	-	-
NEW JERSEY																
CAPE MAY	1	-	-	-	1	-	30	-	17	-	-	-	1	-	-	-
ESSEX	2	-	-	-	2	-	20	-	27	1	-	-	-	1	-	-
HUDSON	6	-	4	-	2	4	30	30	95	-	1	5	-	-	-	-
MERCER	6	-	3	-	3	4	20	10	76	-	-	4	2	-	-	-
MIDDLESEX	1	-	-	-	1	-	20	-	18	1	-	-	-	-	-	-
MORRIS	5	-	-	-	5	1	24	10	120	1	-	4	-	-	-	-
PASSAIC	4	-	-	-	4	1	25	30	59	-	-	4	-	-	-	-
SALEM	1	-	-	-	1	1	20	10	30	-	-	1	-	-	-	-
SOMERSET	6	-	-	-	6	2	20	10	73	-	-	5	-	1	-	-
UNION	13	-	-	-	13	11	19	22	343	5	2	5	-	1	-	-
NEW MEXICO																
BERNALILLO	4	-	-	-	4	-	30	-	120	3	-	1	-	-	-	-
NEW YORK																
BRONX	13	-	-	1	12	37	30	30	1,165	5	-	8	-	-	-	-
KINGS	16	-	-	-	16	21	30	28	967	11	-	5	-	-	-	-
MONROE	18	-	7	-	11	6	30	30	435	12	-	6	-	-	-	-
NASSAU	3	-	-	-	3	2	30	30	93	1	-	1	1	-	-	-
NEW YORK	33	-	-	1	32	63	30	30	2,335	7	8	12	2	2	2	-
NY ORGANIZED CRIME TASK FORCE	21	1	5	-	16	33	29	29	1,178	5	3	10	3	-	-	-
NYC SPECIAL NARCOTICS BUREAU	108	-	-	6	102	66	30	30	3,445	8	1	99	-	-	-	-
ONEIDA	4	-	-	-	4	-	30	-	85	4	-	-	-	-	-	-
ONONDAGA	9	1	-	-	9	11	30	30	396	1	-	2	6	-	-	-
QUEENS	93	2	-	5	88	146	27	30	5,575	20	8	63	-	-	2	-
ROCKLAND	5	-	-	-	5	16	30	30	562	-	-	2	3	-	-	-
SAINT LAWRENCE	3	-	-	-	3	-	30	-	21	3	-	-	-	-	-	-
SCHENECTADY	1	-	-	-	1	1	30	30	47	1	-	-	-	-	-	-
STATE ATTORNEY GENERAL	1	-	-	-	1	1	30	30	58	1	-	-	-	-	-	-
SUFFOLK	11	-	-	-	11	3	30	30	251	10	-	1	-	-	-	-
WESTCHESTER	10	-	1	1	8	11	30	30	390	3	-	5	1	1	-	-

Table 2
Intercept Orders Issued by Judges During Calendar Year 2000 (Continued)

Reporting Jurisdiction	Number of Intercept Orders					Number of Extensions	Avg. Length (in Days)		Total Number of Days in Operation	Location Authorized in Original Application						
	Authorized	Amended	No Prosecutor's Report	Never Installed	Installed*		Original Authorization	Extensions		Personal Residence	Business	Portable Device	Combination**	Other	Roving	None Specified
OHIO																
DARKE	2	-	-	-	2	-	9	-	-	-	-	-	-	2	-	-
DEFIANCE	1	-	-	-	1	2	30	30	66	1	-	-	-	-	-	-
WASHINGTON	3	-	-	-	3	3	30	30	138	3	-	-	-	-	-	-
OKLAHOMA																
STATE ATTORNEY GENERAL	4	-	-	-	4	2	26	30	119	1	1	2	-	-	-	-
OREGON																
LINCOLN	1	-	-	-	1	1	29	10	30	1	-	-	-	-	-	-
PENNSYLVANIA																
BERKS	3	-	-	-	3	-	23	-	8	-	-	3	-	-	-	-
LEHIGH	5	-	-	-	5	2	28	30	164	-	1	4	-	-	-	-
MONTGOMERY	1	-	-	-	1	-	30	-	17	-	-	1	-	-	-	-
PHILADELPHIA	5	-	-	-	5	6	30	30	301	1	-	4	-	-	-	-
STATE ATTORNEY GENERAL	28	-	-	2	26	6	30	22	635	5	-	23	-	-	-	-
WASHINGTON	1	-	-	-	1	-	20	-	18	-	1	-	-	-	-	-
TENNESSEE																
DAVIDSON	1	-	-	-	1	-	30	-	6	1	-	-	-	-	-	-
UTAH																
SALT LAKE	3	-	-	-	3	-	30	-	41	-	-	2	1	-	-	-
WASHINGTON																
MASON	1	-	-	-	1	-	6	-	1	-	-	-	-	1	-	-
STEVENS	1	-	-	-	1	-	14	-	14	1	-	-	-	-	-	-
WISCONSIN																
MILWAUKEE	1	-	-	-	1	1	30	30	60	-	-	1	-	-	-	-

* Based on the actual number of intercept devices installed as reported by the prosecuting official.

** Combination refers to the number of authorized interceptions for which more than one location was reported.

Table 3
Major Offenses for Which Court-Authorized Intercepts Were Granted
Pursuant to 18 U.S.C. 2519
January 1 Through December 31, 2000

Reporting Jurisdiction	Total	Bribery	Gambling	Homicide and Assault	Kidnapping	Larceny, Theft, and Robbery	Loansharking, Usury, and Extortion	Narcotics	Racketeering	Other
TOTAL	1,190	21	49	72	4	19	10	894	76	45
FEDERAL	479	4	2	2	1	4	6	385	45	30
ARIZONA										
MARICOPA	6	-	-	-	-	-	-	6	-	-
STATE ATTORNEY GENERAL	12	-	-	-	-	-	-	8	4	-
CALIFORNIA										
FRESNO	5	-	-	5	-	-	-	-	-	-
LOS ANGELES	78	-	-	9	3	-	-	66	-	-
MARIPOSA	1	-	-	1	-	-	-	-	-	-
RIVERSIDE	3	-	-	-	-	-	-	3	-	-
VENTURA	1	-	-	1	-	-	-	-	-	-
COLORADO										
4TH JUDICIAL DISTRICT (EL PASO)	1	-	-	1	-	-	-	-	-	-
12TH JUDICIAL DISTRICT (RIO GRANDE)	1	-	-	1	-	-	-	-	-	-
14TH JUDICIAL DISTRICT (GRAND)	3	-	-	3	-	-	-	-	-	-
CONNECTICUT										
NEW BRITAIN	1	-	-	-	-	-	-	-	1	-
NEW HAVEN	3	-	-	-	-	-	-	3	-	-
FLORIDA										
2ND JUDICIAL CIRCUIT (LEON)	1	-	-	-	-	-	-	1	-	-
4TH JUDICIAL CIRCUIT (DUVAL)	9	-	3	-	-	-	-	6	-	-
9TH JUDICIAL CIRCUIT (ORANGE/OSCEOLA)	16	-	-	-	-	-	-	14	2	-
11TH JUDICIAL CIRCUIT (DADE)	5	-	-	-	-	-	-	5	-	-
18TH JUDICIAL CIRCUIT (BREVARD/SEMINOLE)	11	-	-	-	-	-	-	3	8	-
20TH JUDICIAL CIRCUIT (LEE)	1	-	-	-	-	-	-	1	-	-
GEORGIA										
FLOYD	1	-	-	1	-	-	-	-	-	-
TALLAPOOSA	2	-	-	-	-	-	-	2	-	-
IDAHO										
LATAH	1	-	-	1	-	-	-	-	-	-
ILLINOIS										
BROWN	1	-	-	-	-	-	-	1	-	-
COOK	9	-	-	-	-	-	-	9	-	-
EDGAR	3	-	-	3	-	-	-	-	-	-
FAYETTE	6	-	-	-	-	1	-	4	-	1
JERSEY	1	-	-	-	-	-	-	1	-	-
KNOX	6	-	-	1	-	-	-	3	-	2

Table 3
Major Offenses for Which Court-Authorized Intercepts Were Granted
Pursuant to 18 U.S.C. 2519
January 1 Through December 31, 2000 (Continued)

Reporting Jurisdiction	Total	Bribery	Gambling	Homicide and Assault	Kidnapping	Larceny, Theft, and Robbery	Loansharking, Usury, and Extortion	Narcotics	Racketeering	Other
ILLINOIS (Continued)										
LEE	1	-	-	-	-	-	-	1	-	-
MCHENRY	1	-	-	-	-	-	-	1	-	-
MOULTRIE	1	-	-	-	-	-	-	1	-	-
ROCK ISLAND	5	-	-	1	-	4	-	-	-	-
WASHINGTON	7	-	-	-	-	1	-	5	-	1
IOWA										
STATE ATTORNEY GENERAL	1	-	-	-	-	-	-	1	-	-
KANSAS										
JOHNSON	1	-	-	1	-	-	-	-	-	-
LOUISIANA										
BATON ROUGE	1	-	-	-	-	-	-	1	-	-
MARYLAND										
BALTIMORE	11	-	-	-	-	-	-	11	-	-
STATE ATTORNEY GENERAL	20	-	-	15	-	-	-	5	-	-
MASSACHUSETTS										
NORFOLK	2	-	2	-	-	-	-	-	-	-
STATE ATTORNEY GENERAL	3	-	-	-	-	-	-	3	-	-
NEVADA										
CARSON CITY	1	-	-	-	-	-	-	1	-	-
CLARK	8	-	-	2	-	-	-	6	-	-
WASHOE	1	-	-	1	-	-	-	-	-	-
NEW JERSEY										
CAPE MAY	1	-	-	-	-	-	-	1	-	-
ESSEX	2	-	2	-	-	-	-	-	-	-
HUDSON	6	-	2	1	-	-	-	3	-	-
MERCER	6	-	-	-	-	-	-	6	-	-
MIDDLESEX	1	-	1	-	-	-	-	-	-	-
MORRIS	5	-	-	-	-	-	-	5	-	-
PASSAIC	4	-	-	1	-	-	-	3	-	-
SALEM	1	-	-	-	-	-	-	1	-	-
SOMERSET	6	-	-	-	-	-	-	6	-	-
UNION	13	-	-	1	-	-	-	3	9	-
NEW MEXICO										
BERNALILLO	4	-	-	1	-	-	-	3	-	-
NEW YORK										
BRONX	13	-	-	-	-	-	-	13	-	-
KINGS	16	-	-	-	-	-	-	16	-	-
MONROE	18	-	18	-	-	-	-	-	-	-
NASSAU	3	-	-	-	-	-	-	3	-	-
NEW YORK	33	15	-	-	-	5	-	7	5	1
NY ORGANIZED CRIME TASK FORCE	21	-	1	-	-	-	-	18	-	2
NYC SPECIAL NARCOTICS BUREAU	108	-	-	-	-	-	-	108	-	-
ONEIDA	4	-	4	-	-	-	-	-	-	-

Table 3
Major Offenses for Which Court-Authorized Intercepts Were Granted
Pursuant to 18 U.S.C. 2519
January 1 Through December 31, 2000 (Continued)

Reporting Jurisdiction	Total	Bribery	Gambling	Homicide and Assault	Kidnapping	Larceny, Theft, and Robbery	Loansharking, Usury, and Extortion	Narcotics	Racketeering	Other
NEW YORK (Continued)										
ONONDAGA	9	-	3	2	-	-	-	4	-	-
QUEENS	93	2	5	2	-	1	-	79	-	4
ROCKLAND	5	-	-	-	-	-	-	5	-	-
SAINT LAWRENCE	3	-	-	3	-	-	-	-	-	-
SCHENECTADY	1	-	1	-	-	-	-	-	-	-
STATE ATTORNEY GENERAL	1	-	-	-	-	1	-	-	-	-
SUFFOLK	11	-	4	-	-	-	-	7	-	-
WESTCHESTER	10	-	1	-	-	2	4	2	-	1
OHIO										
DARKE	2	-	-	2	-	-	-	-	-	-
DEFIANCE	1	-	-	-	-	-	-	1	-	-
WASHINGTON	3	-	-	-	-	-	-	-	-	3
OKLAHOMA										
STATE ATTORNEY GENERAL	4	-	-	-	-	-	-	4	-	-
OREGON										
LINCOLN	1	-	-	1	-	-	-	-	-	-
PENNSYLVANIA										
BERKS	3	-	-	3	-	-	-	-	-	-
LEHIGH	5	-	-	2	-	-	-	3	-	-
MONTGOMERY	1	-	-	-	-	-	-	1	-	-
PHILADELPHIA	5	-	-	-	-	-	-	5	-	-
STATE ATTORNEY GENERAL	28	-	-	-	-	-	-	28	-	-
WASHINGTON	1	-	-	1	-	-	-	-	-	-
TENNESSEE										
DAVIDSON	1	-	-	1	-	-	-	-	-	-
UTAH										
SALT LAKE	3	-	-	1	-	-	-	-	2	-
WASHINGTON										
MASON	1	-	-	1	-	-	-	-	-	-
STEVENS	1	-	-	-	-	-	-	1	-	-
WISCONSIN										
MILWAUKEE	1	-	-	-	-	-	-	1	-	-

Note: This table shows the most serious offense for each court-authorized interception.

Table 4
Summary of Interceptions of Wire, Oral, or Electronic Communications
January 1 Through December 31, 2000*

Reporting Jurisdiction	Number Authorized	Orders for Which Intercepts Installed	Average Number per Order When Installed**		
			Persons Intercepted	Intercepts	Incrimi- nating Intercepts
TOTAL	1,190	1,139	196	1,769	402
FEDERAL	479	472	277	2,211	537
ARIZONA					
MARICOPA	6	6	205	4,819	939
STATE ATTORNEY GENERAL	12	12	476	3,253	478
CALIFORNIA					
FRESNO	5	5	NR	951	56
LOS ANGELES	78	78	108	1,455	160
MARIPOSA	1	1	13	280	280
RIVERSIDE	3	3	13	131	30
VENTURA	1	1	NR	1,284	1
COLORADO					
4TH JUDICIAL DISTRICT (EL PASO)	1	1	30	103	-
12TH JUDICIAL DISTRICT (RIO GRANDE)	1	NP	NP	NP	NP
14TH JUDICIAL DISTRICT (GRAND)	3	3	3	14	3
CONNECTICUT					
NEW BRITAIN	1	1	24	358	279
NEW HAVEN	3	3	52	583	91
FLORIDA					
2ND JUDICIAL CIRCUIT (LEON)	1	1	34	6,061	864
4TH JUDICIAL CIRCUIT (DUVAL)	9	8	32	3,035	136
9TH JUDICIAL CIRCUIT (ORANGE/OSCEOLA)	16	16	119	1,348	143
11TH JUDICIAL CIRCUIT (DADE)	5	5	18	945	428
18TH JUDICIAL CIRCUIT (BREVARD/SEMINOLE)	11	11	269	720	87
20TH JUDICIAL CIRCUIT (LEE)	1	1	113	2,068	165
GEORGIA					
FLOYD	1	1	13	1,302	48
TALLAPOOSA	2	2	65	1,228	61
IDAHO					
LATAH	1	1	22	415	12
ILLINOIS					
BROWN	1	1	NR	NR	NR
COOK	9	9	31	1,012	87
EDGAR	3	2	2	2	-
FAYETTE	6	4	2	2	1
JERSEY	1	NP	NP	NP	NP
KNOX	6	6	1	1	1
LEE	1	1	4	12	12
MCHENRY	1	1	4	4	1

Table 4
Summary of Interceptions of Wire, Oral, or Electronic Communications
January 1 Through December 31, 2000 (Continued)*

Reporting Jurisdiction	Number Authorized	Orders for Which Intercepts Installed	Average Number per Order When Installed**		
			Persons Intercepted	Intercepts	Incrimi- nating Intercepts
ILLINOIS (Continued)					
MOULTRIE	1	1	2	2	2
ROCK ISLAND	5	4	2	3	3
WASHINGTON	7	7	1	1	1
IOWA					
STATE ATTORNEY GENERAL	1	1	49	1,332	106
KANSAS					
JOHNSON	1	1	12	108	41
LOUISIANA					
BATON ROUGE	1	1	15	294	3
MARYLAND					
BALTIMORE	11	11	191	1,394	150
STATE ATTORNEY GENERAL	20	20	121	1,304	94
MASSACHUSETTS					
NORFOLK	2	2	60	1,366	950
STATE ATTORNEY GENERAL	3	3	138	856	38
NEVADA					
CARSON CITY	1	1	165	2,563	460
CLARK	8	7	106	374	19
WASHOE	1	1	18	16	16
NEW JERSEY					
CAPE MAY	1	1	59	749	126
ESSEX	2	2	7	573	203
HUDSON	6	2	60	1,160	837
MERCER	6	3	50	865	138
MIDDLESEX	1	1	20	443	400
MORRIS	5	5	61	1,188	197
PASSAIC	4	4	16	648	184
SALEM	1	1	306	1,168	59
SOMERSET	6	6	29	164	17
UNION	13	13	17	880	375
NEW MEXICO					
BERNALILLO	4	4	67	1,100	800
NEW YORK					
BRONX	13	12	29	2,454	136
KINGS	16	16	25	1,735	452
MONROE	18	11	24	1,441	871
NASSAU	3	3	213	2,636	795
NEW YORK	33	32	623	2,564	438
NY ORGANIZED CRIME TASK FORCE	21	16	54	5,378	660
NYC SPECIAL NARCOTICS BUREAU	108	102	60	757	142
ONEIDA	4	4	21	568	350
ONONDAGA	9	9	145	2,081	541
QUEENS	93	88	127	1,621	716
ROCKLAND	5	5	139	4,042	218

Table 4
Summary of Interceptions of Wire, Oral, or Electronic Communications
January 1 Through December 31, 2000 (Continued)*

Reporting Jurisdiction	Number Authorized	Orders for Which Intercepts Installed	Average Number per Order When Installed**		
			Persons Intercepted	Intercepts	Incrimi- nating Intercepts
NEW YORK (Continued)	33	32	623	2,564	438
SAINT LAWRENCE	3	3	20	86	-
SCHENECTADY	1	1	13	2,874	1,373
STATE ATTORNEY GENERAL	1	1	156	4,881	346
SUFFOLK	11	11	39	566	202
WESTCHESTER	10	8	23	1,915	118
OHIO					
DARKE	2	2	-	-	-
DEFIANCE	1	1	129	2,182	103
WASHINGTON	3	3	107	1,541	1,212
OKLAHOMA					
STATE ATTORNEY GENERAL	4	4	2,920	2,087	289
OREGON					
LINCOLN	1	1	77	375	-
PENNSYLVANIA					
BERKS	3	3	11	37	13
LEHIGH	5	5	109	2,332	210
MONTGOMERY	1	1	64	1,056	426
PHILADELPHIA	5	5	171	3,104	604
STATE ATTORNEY GENERAL	28	26	60	768	162
WASHINGTON	1	1	91	1,434	456
TENNESSEE					
DAVIDSON	1	1	NR	165	NR
UTAH					
SALT LAKE	3	3	45	1,503	900
WASHINGTON					
MASON	1	1	3	1	-
STEVENS	1	1	3	1	1
WISCONSIN					
MILWAUKEE	1	1	100	3,499	165

* NR = Not reported or could not be determined. NP = No prosecutor's report.

** Excludes those reports in which the number of persons intercepted, the number of intercepts, or the number of incriminating intercepts was not reported or could not be determined.

Table 5
Average Cost per Order
January 1 Through December 31, 2000*

Reporting Jurisdiction	Authorized Orders for Which Intercepts Installed	Intercept Orders for Which Cost Reported**	Average Cost per Order in \$
TOTAL	1,139	1,080	54,829
FEDERAL	472	468	63,767
ARIZONA			
MARICOPA	6	6	255,231
STATE ATTORNEY GENERAL	12	12	111,060
CALIFORNIA			
FRESNO	5	5	17,029
LOS ANGELES	78	77	60,489
MARIPOSA	1	1	126,093
RIVERSIDE	3	3	46,899
VENTURA	1	-	-
COLORADO			
4TH JUDICIAL DISTRICT (EL PASO)	1	1	9,400
12TH JUDICIAL DISTRICT (RIO GRANDE)	NP	NP	NP
14TH JUDICIAL DISTRICT (GRAND)	3	3	2,860
CONNECTICUT			
NEW BRITAIN	1	1	3,900
NEW HAVEN	3	3	47,250
FLORIDA			
2ND JUDICIAL CIRCUIT (LEON)	1	1	228,000
4TH JUDICIAL CIRCUIT (DUVAL)	8	8	22,940
9TH JUDICIAL CIRCUIT (ORANGE/OSCEOLA)	16	16	61,028
11TH JUDICIAL CIRCUIT (DADE)	5	5	43,601
18TH JUDICIAL CIRCUIT (BREVARD/SEMINOLE)	11	11	42,909
20TH JUDICIAL CIRCUIT (LEE)	1	1	29,720
GEORGIA			
FLOYD	1	-	-
TALLAPOOSA	2	2	15,684
IDAHO			
LATAH	1	1	21,029
ILLINOIS			
BROWN	1	-	-
COOK	9	-	-
EDGAR	2	2	245
FAYETTE	4	4	313
JERSEY	NP	NP	NP

Table 5
Average Cost per Order
January 1 Through December 31, 2000 (Continued)*

Reporting Jurisdiction	Authorized Orders for Which Intercepts Installed	Intercept Orders for Which Cost Reported**	Average Cost per Order in \$
ILLINOIS (Continued)			
KNOX	6	5	60
LEE	1	1	4,300
MCHENRY	1	1	2,000
MOULTRIE	1	-	-
ROCK ISLAND	4	4	463
WASHINGTON	7	7	38
IOWA			
STATE ATTORNEY GENERAL	1	1	26,950
KANSAS			
JOHNSON	1	1	6,350
LOUISIANA			
BATON ROUGE	1	1	9,360
MARYLAND			
BALTIMORE	11	11	3,140
STATE ATTORNEY GENERAL	20	20	18,437
MASSACHUSETTS			
NORFOLK	2	2	147,427
STATE ATTORNEY GENERAL	3	-	-
NEVADA			
CARSON CITY	1	1	80,976
CLARK	7	7	26,507
WASHOE	1	1	10,000
NEW JERSEY			
CAPE MAY	1	1	28,407
ESSEX	2	2	26,787
HUDSON	2	2	235,500
MERCER	3	1	56,000
MIDDLESEX	1	1	10,290
MORRIS	5	5	42,613
PASSAIC	4	3	9,833
SALEM	1	1	110,000
SOMERSET	6	6	29,420
UNION	13	13	93,672
NEW MEXICO			
BERNALILLO	4	3	333
NEW YORK			
BRONX	12	12	71,621
KINGS	16	16	54,763
MONROE	11	-	-
NASSAU	3	3	23,917
NEW YORK	32	30	65,878
NY ORGANIZED CRIME TASK FORCE	16	16	245,914

Table 5
Average Cost per Order
January 1 Through December 31, 2000 (Continued)*

Reporting Jurisdiction	Authorized Orders for Which Intercepts Installed	Intercept Orders for Which Cost Reported**	Average Cost per Order in \$
NEW YORK (Continued)			
NYC SPECIAL NARCOTICS			
BUREAU	102	89	19,392
ONEIDA	4	4	8,940
ONONDAGA	9	9	25,340
QUEENS	88	84	15,219
ROCKLAND	5	5	71,336
SAINT LAWRENCE	3	3	2,223
SCHENECTADY	1	1	70,908
STATE ATTORNEY GENERAL	1	1	296,131
SUFFOLK	11	11	57,023
WESTCHESTER	8	8	65,417
OHIO			
DARKE	2	2	11,698
DEFIANCE	1	1	46,400
WASHINGTON	3	3	68,443
OKLAHOMA			
STATE ATTORNEY GENERAL	4	4	64,414
OREGON			
LINCOLN	1	1	7,740
PENNSYLVANIA			
BERKS	3	2	300
LEHIGH	5	5	44,878
MONTGOMERY	1	1	68,777
PHILADELPHIA	5	5	65,226
STATE ATTORNEY GENERAL	26	26	57,542
WASHINGTON	1	1	31,329
TENNESSEE			
DAVIDSON	1	-	-
UTAH			
SALT LAKE	3	3	25,573
WASHINGTON			
MASON	1	1	750
STEVENS	1	-	-
WISCONSIN			
MILWAUKEE	1	1	147,000

* NR = Not reported or no response or not available. NP = No prosecutor's report.

** Includes costs for orders for which intercepts were installed but not used.

Table 6
Types of Surveillance Used, Arrests, and Convictions for Intercepts Installed
January 1 Through December 31, 2000*

Reporting Jurisdiction	Orders for Which Intercepts Installed	Wire (Incl. Any Type Telephone: Standard, Cell, Mobile)	Oral (Incl. Microphone, Eavesdrop)	Electronic (Incl. Digital Pager, Fax, Computer)	Combination**	Number of Persons	
						Arrested	Convicted***
TOTAL	1,139	927	52	89	71	3,411	736
FEDERAL	472	399	19	24	30	1,774	350
ARIZONA							
MARICOPA	6	4	-	-	2	112	38
STATE ATTORNEY GENERAL	12	6	-	3	3	55	2
CALIFORNIA							
FRESNO	5	5	-	-	-	1	-
LOS ANGELES	78	62	-	-	16	180	13
MARIPOSA	1	1	-	-	-	-	-
RIVERSIDE	3	2	-	-	1	2	-
VENTURA	1	1	-	-	-	-	-
COLORADO							
4TH JUDICIAL DISTRICT (EL PASO)	1	1	-	-	-	1	-
12TH JUDICIAL DISTRICT (RIO GRANDE)	NP	-	-	-	-	-	-
14TH JUDICIAL DISTRICT (GRAND)	3	3	-	-	-	-	-
CONNECTICUT							
NEW BRITAIN	1	1	-	-	-	-	-
NEW HAVEN	3	3	-	-	-	6	1
FLORIDA							
2ND JUDICIAL CIRCUIT (LEON)	1	1	-	-	-	23	-
4TH JUDICIAL CIRCUIT (DUVAL)	8	8	-	-	-	38	-
9TH JUDICIAL CIRCUIT (ORANGE/OSCEOLA)	16	16	-	-	-	42	-
11TH JUDICIAL CIRCUIT (DADE)	5	5	-	-	-	4	-
18TH JUDICIAL CIRCUIT (BREVARD/SEMINOLE)	11	10	-	1	-	12	-
20TH JUDICIAL CIRCUIT (LEE)	1	1	-	-	-	1	-
GEORGIA							
FLOYD	1	1	-	-	-	2	-
TALLAPOOSA	2	2	-	-	-	-	-
IDAHO							
LATAH	1	1	-	-	-	1	1
ILLINOIS							
BROWN	1	-	1	-	-	4	2
COOK	9	8	1	-	-	21	-
EDGAR	2	-	2	-	-	-	-

Table 6
Types of Surveillance Used, Arrests, and Convictions for Intercepts Installed
January 1 Through December 31, 2000 (Continued)*

Reporting Jurisdiction	Orders for Which Intercepts Installed	Wire (Incl. Any Type Telephone: Standard, Cell, Mobile)	Oral (Incl. Microphone, Eavesdrop)	Electronic (Incl. Digital Pager, Fax, Computer)	Combination**	Number of Persons	
						Arrested	Convicted***
ILLINOIS (Continued)							
FAYETTE	4	-	4	-	-	-	-
JERSEY	NP	-	-	-	-	-	-
KNOX	6	-	6	-	-	1	1
LEE	1	-	-	-	1	-	-
MCHENRY	1	-	1	-	-	-	-
MOULTRIE	1	-	1	-	-	-	-
ROCK ISLAND	4	2	2	-	-	3	2
WASHINGTON	7	2	5	-	-	6	2
IOWA							
STATE ATTORNEY GENERAL	1	-	-	-	1	-	-
KANSAS							
JOHNSON	1	1	-	-	-	1	-
LOUISIANA							
BATON ROUGE	1	1	-	-	-	5	-
MARYLAND							
BALTIMORE	11	11	-	-	-	-	-
STATE ATTORNEY GENERAL	20	19	-	1	-	92	-
MASSACHUSETTS							
NORFOLK	2	2	-	-	-	17	7
STATE ATTORNEY GENERAL	3	1	-	2	-	-	-
NEVADA							
CARSON CITY	1	1	-	-	-	-	-
CLARK	7	7	-	-	-	4	-
WASHOE	1	-	-	-	1	3	-
NEW JERSEY							
CAPE MAY	1	1	-	-	-	7	6
ESSEX	2	2	-	-	-	3	-
HUDSON	2	1	-	1	-	23	-
MERCER	3	3	-	-	-	15	-
MIDDLESEX	1	1	-	-	-	5	-
MORRIS	5	5	-	-	-	65	25
PASSAIC	4	4	-	-	-	18	-
SALEM	1	1	-	-	-	40	-
SOMERSET	6	4	1	1	-	9	10
UNION	13	13	-	-	-	23	7
NEW MEXICO							
BERNALILLO	4	3	1	-	-	-	-
NEW YORK							
BRONX	12	11	-	1	-	32	17
KINGS	16	12	-	4	-	32	23
MONROE	11	11	-	-	-	1	1

Table 6
Types of Surveillance Used, Arrests, and Convictions for Intercepts Installed
January 1 Through December 31, 2000 (Continued)*

Reporting Jurisdiction	Orders for Which Intercepts Installed	Wire (Incl. Any Type Telephone: Standard, Cell, Mobile)	Oral (Incl. Microphone, Eavesdrop)	Electronic (Incl. Digital Pager, Fax, Computer)	Combination**	Number of Persons	
						Arrested	Convicted***
NEW YORK (Continued)							
NASSAU	3	-	-	2	1	17	2
NEW YORK	32	26	2	2	2	3	-
NY ORGANIZED CRIME TASK FORCE	16	12	-	-	4	56	48
NYC SPECIAL NARCOTICS BUREAU	102	82	-	19	1	105	48
ONEIDA	4	4	-	-	-	12	12
ONONDAGA	9	4	-	-	5	35	8
QUEENS	88	63	3	22	-	199	35
ROCKLAND	5	4	-	-	1	7	7
SAINT LAWRENCE	3	3	-	-	-	-	-
SCHENECTADY	1	1	-	-	-	10	10
STATE ATTORNEY GENERAL	1	1	-	-	-	7	4
SUFFOLK	11	10	-	1	-	23	6
WESTCHESTER	8	7	-	1	-	19	10
OHIO							
DARKE	2	-	2	-	-	-	-
DEFIANCE	1	1	-	-	-	5	-
WASHINGTON	3	3	-	-	-	-	-
OKLAHOMA							
STATE ATTORNEY GENERAL	4	4	-	-	-	55	14
OREGON							
LINCOLN	1	1	-	-	-	-	-
PENNSYLVANIA							
BERKS	3	3	-	-	-	2	-
LEHIGH	5	5	-	-	-	20	-
MONTGOMERY	1	1	-	-	-	30	-
PHILADELPHIA	5	3	-	2	-	-	-
STATE ATTORNEY GENERAL	26	24	-	2	-	81	3
WASHINGTON	1	1	-	-	-	2	-
TENNESSEE							
DAVIDSON	1	1	-	-	-	-	-
UTAH							
SALT LAKE	3	2	-	-	1	39	21
WASHINGTON							
MASON	1	-	-	-	1	-	-
STEVENS	1	-	1	-	-	-	-
WISCONSIN							
MILWAUKEE	1	1	-	-	-	-	-

* NR = Not reported. NP = No prosecutor's report.

** Combination refers to the number of installed intercepts for which more than one type of surveillance was used.

*** Convictions resulting from interceptions often do not occur within the same year in which an intercept was first reported.
See Tables 8 and 9.

Table 7
Authorized Intercepts Granted Pursuant to
18 U.S.C. 2519 as Reported in Wiretap Reports
for Calendar Years 1990 - 2000

Wiretap Report Date	1990	1991	1992	1993	1994	1995	1996	1997	1998	1999	2000
Intercept applications requested	872	856	919	976	1,154	1,058	1,150	1,186	1,331	1,350	1,190
Intercept applications authorized	872	856	919	976	1,154	1,058	1,149	1,186	1,329	1,350	1,190
Federal	324	356	340	450	554	532	581	569	566	601	479
State	548	500	579	526	600	526	568	617	763	749	711
Avg. days of original authorization	28	28	28	28	29	29	28	28	28	27	28
Number of extensions	581	601	646	825	861	834	887	1,028	1,164	1,367	924
Average length of extensions (days)	29	29	30	29	29	29	28	28	27	29	28
Location of authorized intercept*											
Personal Residence	493	439	441	410	451	428	434	382	436	341	244
Business	156	144	119	124	118	101	101	78	87	59	56
Portable device	-	-	-	-	-	-	-	-	-	-	719
Multiple locations	66	89	70	92	97	115	149	197	222	287	109
Not indicated or other	157	184	289	350	488	414	465	529	584	663	62
Major offense specified											
Arson, explosives, and weapons	-	-	-	-	-	4	-	3	3	8	5
Bribery	11	16	8	1	6	4	10	13	9	42	21
Extortion (includes usury and loan-sharking)	17	2	7	9	8	18	9	24	12	11	10
Gambling	116	98	66	96	86	95	114	98	93	60	49
Homicide and assault	21	21	35	28	19	30	41	31	55	62	72
Larceny and theft	51	17	16	13	18	12	7	22	19	9	15
Narcotics	520	536	634	679	876	732	821	870	955	978	894
Robbery and burglary	6	2	-	-	6	5	4	5	4	4	4
Other or unspecified	40	50	63	48	47	60	38	27	28	37	44
Racketeering	90	114	90	101	88	98	105	93	153	139	76
Intercept applications installed**	812	802	846	938	1,100	1,024	1,035	1,094	1,245	1,277	1,139
Federal	321	349	332	444	549	527	574	563	562	595	472
State	491	453	514	494	551	497	461	531	683	682	667
For intercepts installed											
Total days in operation	28,782	30,002	32,430	39,819	44,500	43,179	43,635	48,871	53,411	63,243	47,729
Avg. number of persons intercepted***	131	121	117	100	84	140	192	197	190	195	196
Average number of intercepted communications***	1,487	1,584	1,861	1,801	2,139	2,028	1,969	2,081	1,858	1,921	1,769
Average number of incriminating intercepted communications***	321	290	347	364	373	459	422	418	350	390	402
Authorizations for which costs reported	794	775	829	912	1,042	983	1,007	1,029	1,184	1,232	1,080
Average cost of intercepts for which costs reported (in dollars)	45,125	45,033	46,492	57,256	49,478	56,454	61,436	61,176	57,669	57,511	54,829
Intercept applications authorized, but reported after publication****	50	85	47	206	46	81	48	90	114	171	-
Total authorized, by year (reported through December 2000)	922	941	966	1,182	1,200	1,139	1,197	1,276	1,443	1,521	1,190

* Starting in 2000, location categories were revised to improve reporting and reduce the number of instances "other" location was reported.

** Installed intercepts include only those intercepts for which reports were received from prosecuting officials.

*** As of 1998, the average excludes those reports in which the number of persons intercepted, the number of intercepts, or the number of incriminating intercepts was not reported or could not be determined.

**** Some wiretaps terminated in a given year are not reported until a subsequent year because they are part of ongoing investigations.

Table 8
Summary of Supplementary Reports for Intercepts
Terminated in Calendar Years 1989 Through 1999
(Report as of December 31, 2000)

Report Year and Jurisdiction	Total Additional Activity During Calendar Year 2000							
	Number of Reports	Costs in \$	Number of Persons Arrested	Number of Trials	Motions to Suppress Intercepts*			Number of Persons Convicted
					G	D	P	
TOTAL ALL YEARS	841	8,734,348	2,264	145	27	124	37	2,181
TOTAL 1989	1	-	1	-	-	-	-	-
ARIZONA MARICOPA	1	-	1	-	-	-	-	-
TOTAL 1990	1	-	1	-	-	-	-	-
ARIZONA MARICOPA	1	-	1	-	-	-	-	-
TOTAL 1994	4	-	1	-	-	-	-	2
FEDERAL	2	-	1	-	-	-	-	1
FLORIDA 18TH JUDICIAL CIRCUIT (BREVARD/SEMINOLE)	2	-	-	-	-	-	-	1
TOTAL 1995	31	-	19	5	-	2	-	29
FEDERAL	17	-	15	5	-	2	-	17
PENNSYLVANIA STATE ATTORNEY GENERAL	14	-	4	-	-	-	-	12
TOTAL 1996	27	-	25	7	1	-	-	62
FEDERAL	16	-	16	7	-	-	-	34
FLORIDA 18TH JUDICIAL CIRCUIT (BREVARD/SEMINOLE)	3	-	-	-	1	-	-	2
GEORGIA GWINNETT	2	-	-	-	-	-	-	1
NEW YORK NEW YORK	2	-	9	-	-	-	-	9
PENNSYLVANIA STATE ATTORNEY GENERAL	4	-	-	-	-	-	-	16
TOTAL 1997	104	195,935	176	8	4	8	1	169
FEDERAL	51	-	116	8	4	3	1	120
FLORIDA 2ND JUDICIAL CIRCUIT (LEON)	10	-	23	-	-	-	-	9

Table 8
Summary of Supplementary Reports for Intercepts
Terminated in Calendar Years 1989 Through 1999
(Report as of December 31, 2000) (Continued)

Report Year and Jurisdiction	Total Additional Activity During Calendar Year 2000							
	Number of Reports	Costs in \$	Number of Persons Arrested	Number of Trials	Motions to Suppress Intercepts*			Number of Persons Convicted
					G	D	P	
1997 (Continued)								
FLORIDA (Continued)								
11TH JUDICIAL CIRCUIT (DADE)	1	-	-	-	-	-	-	6
18TH JUDICIAL CIRCUIT (BREVARD/SEMINOLE)	5	-	-	-	-	-	-	2
NEW JERSEY								
BERGEN	1	-	-	-	-	-	-	5
BURLINGTON	1	-	1	-	-	-	-	-
ESSEX	1	-	-	-	-	-	-	4
PASSAIC	7	-	12	-	-	-	-	11
STATE ATTORNEY GENERAL	7	195,935	-	-	-	-	-	-
NEW YORK								
NEW YORK	8	-	9	-	-	-	-	-
ROCKLAND	1	-	11	-	-	5	-	5
SUFFOLK	10	-	-	-	-	-	-	3
PENNSYLVANIA								
STATE ATTORNEY GENERAL	1	-	4	-	-	-	-	4
TOTAL 1998								
	170	1,365,001	441	45	16	46	3	596
FEDERAL								
	79	426,199	259	13	1	28	1	416
ARIZONA								
MARICOPA	3	-	7	7	-	-	-	6
CONNECTICUT								
NEW HAVEN	1	-	2	-	-	-	-	2
FLORIDA								
2ND JUDICIAL CIRCUIT (LEON)	4	-	14	-	-	-	-	13
9TH JUDICIAL CIRCUIT (ORANGE/OSCEOLA)	1	-	1	-	-	-	-	2
15TH JUDICIAL CIRCUIT (PALM BEACH)	1	-	-	4	-	-	-	4
18TH JUDICIAL CIRCUIT (BREVARD/SEMINOLE)	5	-	-	-	-	-	-	2
HAWAII								
HONOLULU	1	-	-	-	-	1	-	-
MARYLAND								
CECIL	3	81,335	5	-	-	-	-	2
HOWARD	1	-	13	-	-	-	2	6

Table 8
Summary of Supplementary Reports for Intercepts
Terminated in Calendar Years 1989 Through 1999
(Report as of December 31, 2000) (Continued)

Report Year and Jurisdiction	Total Additional Activity During Calendar Year 2000							
	Number of Reports	Costs in \$	Number of Persons Arrested	Number of Trials	Motions to Suppress Intercepts*			Number of Persons Convicted
					G	D	P	
1998 (Continued)								
NEW JERSEY								
BURLINGTON	4	-	46	-	-	-	-	17
CAMDEN	6	-	9	-	-	-	-	9
ESSEX	2	-	4	-	-	-	-	4
GLOUCESTER	1	-	-	-	-	-	-	1
PASSAIC	1	-	6	-	-	-	-	4
STATE ATTORNEY GENERAL	21	737,347	12	-	-	-	-	-
NEW YORK								
NASSAU	3	-	2	-	-	-	-	10
NY ORGANIZED CRIME TASK FORCE	2	-	36	3	15	15	-	13
QUEENS	1	-	-	-	-	-	-	42
SUFFOLK	13	-	-	-	-	-	-	5
OHIO								
GREENE	1	-	-	-	-	-	-	-
OKLAHOMA								
STATE ATTORNEY GENERAL	1	111,000	-	-	-	-	-	-
OREGON								
MULTNOMAH	1	9,120	2	-	-	-	-	-
PENNSYLVANIA								
MONTGOMERY	2	-	-	5	-	-	-	5
STATE ATTORNEY GENERAL	12	-	23	13	-	2	-	33
TOTAL 1999								
	503	7,173,412	1,600	80	6	68	33	1,323
FEDERAL								
	248	5,435,352	1,041	32	6	53	26	814
ARIZONA								
MARICOPA	2	-	4	4	-	-	-	4
STATE ATTORNEY GENERAL	4	90,000	54	-	-	-	2	21
CALIFORNIA								
LOS ANGELES	2	29,760	1	-	-	-	-	-
ORANGE	6	124,196	-	-	-	-	-	-
SAN BERNARDINO	1	26,056	11	-	-	-	-	5
COLORADO								
18TH JUDICIAL DISTRICT (ARAPAHOE)	1	-	-	-	-	-	-	1
CONNECTICUT								
LITCHFIELD	12	-	3	-	-	-	-	3
NEW HAVEN	3	-	6	-	-	-	-	5

Table 8
Summary of Supplementary Reports for Intercepts
Terminated in Calendar Years 1989 Through 1999
(Report as of December 31, 2000) (Continued)

Report Year and Jurisdiction	Total Additional Activity During Calendar Year 2000							
	Number of Reports	Costs in \$	Number of Persons Arrested	Number of Trials	Motions to Suppress Intercepts*			Number of Persons Convicted
					G	D	P	
1999 (Continued)								
FLORIDA								
2ND JUDICIAL CIRCUIT (LEON)	2	-	12	-	-	-	-	3
11TH JUDICIAL CIRCUIT (DADE)	1	-	-	-	-	-	-	1
18TH JUDICIAL CIRCUIT (BREVARD/SEMINOLE)	8	-	-	-	-	-	-	10
STATE ATTORNEY GENERAL	1	-	10	-	-	-	-	-
GEORGIA								
BIBB	1	-	1	-	-	-	-	-
IDAHO								
CANYON	1	-	1	1	-	-	-	1
ILLINOIS								
WASHINGTON	3	-	3	2	-	-	-	-
MARYLAND								
BALTIMORE	6	34,545	-	-	-	-	-	-
CECIL	1	58,400	2	-	-	-	-	1
HOWARD	3	-	4	-	-	-	1	1
NEW JERSEY								
BERGEN	1	-	1	-	-	-	-	-
CAMDEN	6	123,940	102	-	-	-	-	76
HUDSON	8	7,865	2	-	-	-	-	-
HUNTERDON	1	43,700	33	-	-	-	-	14
MERCER	1	-	-	-	-	-	-	13
PASSAIC	1	-	4	-	-	-	-	2
UNION	2	-	22	-	-	-	-	22
NEW MEXICO								
BERNALILLO	6	40,000	14	-	-	-	-	11
NEW YORK								
BRONX	12	413,025	-	-	-	-	-	-
MONROE	7	116,430	5	-	-	-	1	-
NASSAU	8	-	-	-	-	-	-	28
NEW YORK	58	-	62	2	-	1	-	8
NY ORGANIZED CRIME TASK FORCE	3	81,508	-	2	-	1	-	8
NYC SPECIAL NARCOTICS BUREAU	3	42,112	2	-	-	-	-	1
QUEENS	26	96,200	88	-	-	2	1	106
ROCKLAND	1	-	-	-	-	-	-	-
SARATOGA	1	-	3	-	-	-	-	-
SUFFOLK	19	-	-	-	-	-	-	35
TOMPKINS	2	59,133	3	1	-	2	-	2
WESTCHESTER	4	351,190	2	-	-	-	-	27

Table 8
Summary of Supplementary Reports for Intercepts
Terminated in Calendar Years 1989 Through 1999
(Report as of December 31, 2000) (Continued)

Report Year and Jurisdiction	Total Additional Activity During Calendar Year 2000							
	Number of Reports	Costs in \$	Number of Persons Arrested	Number of Trials	Motions to Suppress Intercepts*			Number of Persons Convicted
					G	D	P	
1999 (Continued)								
OKLAHOMA								
STATE ATTORNEY GENERAL	3	-	4	-	-	-	-	2
PENNSYLVANIA								
BERKS	3	-	-	1	-	2	-	3
MONTGOMERY	2	-	-	19	-	-	-	18
PHILADELPHIA	3	-	25	-	-	-	-	19
STATE ATTORNEY GENERAL	10	-	47	8	-	4	2	31
TEXAS								
TOM GREEN	3	-	20	1	-	3	-	20
UTAH								
SALT LAKE	2	-	8	5	-	-	-	5
VIRGINIA								
STATE ATTORNEY GENERAL	1	-	-	2	-	-	-	2

NOTE: No supplementary reports were received for intercepts terminated in calendar years 1991, 1992, or 1993.

* Motions: G = granted, D = denied, P = pending.

Table 9
Arrests and Convictions Resulting From Intercepts Installed in
Calendar Years 1990 Through 2000

Year of Intercepts	Year Reported											Total All Years	
	1990	1991	1992	1993	1994	1995	1996	1997	1998	1999	2000	Number	Percent
1990													
Arrests	2,057	897	213	83	67	26	2	-	9	-	1	3,355	100.0
Convictions	420	550	357	142	111	81	2	62	9	-	-	1,734	51.7
1991													
Arrests	-	2,364	801	270	155	111	30	35	4	-	-	3,770	100.0
Convictions	-	605	827	210	169	148	40	64	8	16	-	2,087	55.4
1992													
Arrests	-	-	2,685	983	326	67	40	22	35	20	-	4,178	100.0
Convictions	-	-	607	895	450	164	50	1	45	22	-	2,234	53.5
1993													
Arrests	-	-	-	2,428	981	390	130	109	70	1	-	4,109	100.0
Convictions	-	-	-	413	912	538	233	179	81	2	-	2,358	57.4
1994													
Arrests	-	-	-	-	2,852	1,165	209	79	86	60	1	4,452	100.0
Convictions	-	-	-	-	772	965	403	191	163	39	2	2,535	56.9
1995													
Arrests	-	-	-	-	-	2,577	1,246	448	425	40	19	4,755	100.0
Convictions	-	-	-	-	-	494	1,112	740	502	33	29	2,910	61.2
1996													
Arrests	-	-	-	-	-	-	2,464	1,069	402	194	25	4,154	100.0
Convictions	-	-	-	-	-	-	502	1,110	423	205	62	2,302	55.4
1997													
Arrests	-	-	-	-	-	-	-	3,086	1,406	493	176	5,162	100.0
Convictions	-	-	-	-	-	-	-	542	1,220	464	169	2,395	46.4
1998													
Arrests	-	-	-	-	-	-	-	-	3,450	1,266	441	5,157	100.0
Convictions	-	-	-	-	-	-	-	-	911	1,214	596	2,721	52.8
1999													
Arrests	-	-	-	-	-	-	-	-	-	4,372	1,600	5,972	100.0
Convictions	-	-	-	-	-	-	-	-	-	654	1,323	1,977	33.1
2000													
Arrests	-	-	-	-	-	-	-	-	-	-	3,411	3,411	100.0
Convictions	-	-	-	-	-	-	-	-	-	-	736	736	21.6

TABLE A-1
UNITED STATES DISTRICT COURTS

CALENDAR YEAR 2000

**REPORT BY JUDGES OF COURT-AUTHORIZED INTERCEPTS OF WIRE, ORAL, OR ELECTRONIC COMMUNICATIONS
PURSUANT TO 18 U.S.C. 2519**

A.O. Number	Authorizing Official		Offense Specified	Intercept		Date of Application	Authorized Length		
	Judge	Attorney General ¹		Type ²	Location ³		Original Order (Days)	Number of Extensions	Total Length (Days)
ALABAMA, MIDDLE									
1	DEMENT	KEENEY	NARCOTICS	WC	D	06/06/00	30	-	30
2	HOBBS	SWARTZ	NARCOTICS	WC	D	07/21/00	30	1	60
ARIZONA									
1	BROWNING	WARREN	NARCOTICS	WC	D	09/14/99	30	4	150
2	CARROLL	WARREN	FRAUD	WS,WC	B,D	11/03/99	30	1	60
3	SILVER	DIGREGORY	NARCOTICS	WS,EF	B,D	12/17/99	30	2	90
4	BROWNING	WARREN	NARCOTICS	WC	R	01/07/00	30	-	30
5	BROWNING	DIGREGORY	NARCOTICS	WS	H	01/14/00	30	-	30
6	MARQUEZ	RIVERA	NARCOTICS	ED	D	03/06/00	30	3	120
7	SILVER	WARREN	RACKETEERING	WS	B	03/22/00	30	-	30
8	BROWNING	GERSHEL	NARCOTICS	WS	H	05/17/00	30	1	60
602**	BROWNING	KERN	NARCOTICS	WS	H	04/09/99	30	3	120
603**	BROWNING	KERN	NARCOTICS	WS,WC	H,D	07/14/99	30	5	180
604**	BROWNING	KERN	NARCOTICS	WC	D	08/13/99	30	3	120
605**	SILVER	WARREN	NARCOTICS	WC	D	11/02/99	30	1	60
ARKANSAS, EASTERN									
1	HOWARD	KEENEY	NARCOTICS	WS	H	08/04/00	30	-	30
2	MOODY	GERSHEL	NARCOTICS	WC	D	09/26/00	30	1	60
ARKANSAS, WESTERN									
1	DAWSON	KEENEY	NARCOTICS	WC	D	09/28/00	30	-	30
CALIFORNIA, NORTHERN									
1	PATEL	GERSHEL	RACKETEERING	WS	H,B	03/10/00	30	-	30
2	CHESNEY	GERSHEL	SMUGGLING	WC	D	04/24/00	30	1	60
3	ILLSTON	KEENEY	NARCOTICS	WS,WC	H,D	05/09/00	30	1	60
4	INGRAM	WARREN	NARCOTICS	WC	D	05/22/00	30	-	30
5	CHESNEY	KEENEY	SMUGGLING	WC	D	06/14/00	30	1	60
6	CHESNEY	DIGREGORY	SMUGGLING	WC	D	09/06/00	30	-	30
7	CHESNEY	DIGREGORY	SMUGGLING	WS	H	09/06/00	30	-	30
567*	WILKEN	LAETTNER	NARCOTICS	WC,ED	D	11/19/97	30	1	60
606**	WILKINS	KEENEY	NARCOTICS	WS,WC,ED	H,D	09/20/99	30	-	30

¹ The attorney general or designee authorized the filing of the reported applications under the provisions of 18 U.S.C. 2516.

² Type: WS = Standard Telephone (Wire), WC = Cellular or Mobile Telephone (Wire), WO = Other (Wire), OM = Microphone (Oral), OO = Other (Oral), ED = Digital Pager (Electronic), EE = Computer or E-Mail (Electronic), EF = Fax Machine (Electronic), EO = Other (Electronic).

³ Location: H = Personal Residence, B = Business, A = Public Area, D = Portable Device, O = Other Location, R = Roaming (Relaxed Specification Order), N = Not Specified.

TABLE A-1
UNITED STATES DISTRICT COURTS

CALENDAR YEAR 2000

**REPORT BY PROSECUTORS OF COURT-AUTHORIZED INTERCEPTS OF WIRE, ORAL, OR ELECTRONIC COMMUNICATIONS
PURSUANT TO 18 U.S.C. 2519**

A.O. Number	Number of Days in Oper- ation ⁴	Average Inter- cepts per Day	Number of ⁵			Costs		Number of					
			Persons Inter- cepted	Intercepts	Incrim- inating Intercepts	Total Cost in \$	Other Than Manpower in \$	Arrests	Trials	Motions to Suppress Intercepts ⁶			Persons Con- victed
										G	D	P	
ALABAMA, MIDDLE													
1	30	63	30	1,883	125	51,000	1,000	10	-	-	-	-	-
2	60	89	75	5,334	200	175,500	500	-	-	-	-	-	-
ARIZONA													
1	145	88	484	12,765	2,928	287,064	7,628	24	-	-	-	-	-
2	58	41	525	2,350	1,336	78,794	353	-	-	-	-	-	-
3	83	24	84	2,022	318	56,024	347	RELATED TO NO. 7					
4	30	2	27	63	19	RELATED TO NO. 1							
5	30	20	74	593	63	25,060	325	-	-	-	-	-	-
6	118	16	NR	1,938	NR	-	-	RELATED TO NO. 8					
7	8	5	10	37	11	7,205	119	20	-	-	-	-	-
8	60	51	152	3,055	476	84,928	3,522	15	-	-	-	-	-
602**	90	75	42	6,766	1,237	135,000	-	14	-	-	-	-	-
603**	150	117	273	17,549	2,176	200,400	-	-	-	-	-	-	-
604**	90	26	83	2,351	1,037	-	-	-	-	-	-	-	-
605**	42	12	108	514	145	131,707	6,000	-	-	-	-	-	-
ARKANSAS, EASTERN													
1	28	61	98	1,721	184	40,973	300	7	-	-	-	-	-
2	60	35	91	2,091	280	67,067	450	-	-	-	-	-	-
ARKANSAS, WESTERN													
1	1	15	7	15	10	121	-	-	-	-	-	-	-
CALIFORNIA, NORTHERN													
1	29	13	244	375	53	37,590	729	5	-	-	-	-	-
2	60	40	4,988	2,375	1,780	1,082,990	243,582	15	-	-	-	-	-
3	60	100	124	6,004	599	110,191	3,500	13	-	-	-	-	2
4	30	1	6	30	9	37,203	-	17	-	-	-	-	-
5	60	25	3,203	1,525	1,215	RELATED TO NO. 2							
6	20	59	2,459	1,171	617	RELATED TO NO. 2							
7	30	54	3,382	1,611	824	RELATED TO NO. 2							
567*	60	17	35	991	438	339,236	122,000	11	-	-	1	-	10
606**	30	78	1,663	2,341	305	6,896	225	7	-	-	-	-	3

⁴NI indicates never installed. I indicates installed but never used.

⁵NR indicates not reported or could not be determined.

⁶Motions: G = Granted, D = Denied, P = Pending.

* This wiretap was terminated during 1998 or earlier, but was not reported at that time because it was part of an ongoing investigation.

**This wiretap was terminated during 1999, but was not reported at that time because it was part of an ongoing investigation.

TABLE A-1
UNITED STATES DISTRICT COURTS

CALENDAR YEAR 2000

**REPORT BY JUDGES OF COURT-AUTHORIZED INTERCEPTS OF WIRE, ORAL, OR ELECTRONIC COMMUNICATIONS
PURSUANT TO 18 U.S.C. 2519**

A.O. Number	Authorizing Official		Offense Specified	Intercept		Date of Application	Authorized Length		
	Judge	Attorney General ¹		Type ²	Location ³		Original Order (Days)	Number of Extensions	Total Length (Days)
CALIFORNIA, EASTERN									
1	WANGER	WARREN	NARCOTICS	WS,WC	H,D	03/03/00	30	1	60
2	LEVI	WARREN	NARCOTICS	WS	H	04/13/00	30	-	30
3	LEVI	KEENEY	NARCOTICS	WC	D	04/28/00	30	-	30
4	LEVI	GERSHEL	NARCOTICS	WS	H	05/05/00	30	-	30
5	WANGER	WARREN	NARCOTICS	WC	D	05/30/00	30	1	60
6	WANGER	KEENEY	\$LAUNDERING	EF	A	09/20/00	30	1	60
CALIFORNIA, CENTRAL									
1	WILSON	WARREN	NARCOTICS	WS,WC	H,B,D	11/10/99	30	10	330
2	CARTER	KEENEY	NARCOTICS	WC	D	12/02/99	30	2	90
3	COOPER	WARREN	SMUGGLING	WC	D	12/26/99	30	4	150
4	MORENO	KEENEY	NARCOTICS	WC	D	12/29/99	30	-	30
5	MORROW	KEENEY	NARCOTICS	WC,ED	D	01/26/00	30	2	90
6	WILSON	SEARIGHT	NARCOTICS	WC	D	02/03/00	30	-	30
7	WILSON	WARREN	NARCOTICS	WC,ED	D	02/03/00	30	-	30
8	CARTER	DIGREGORY	NARCOTICS	WC	D	02/15/00	30	-	30
9	STOTLER	KEENEY	RACKETEERING	WS,WC	H,D	02/18/00	30	5	180
10	MORENO	WARREN	NARCOTICS	WS	H	02/25/00	30	1	60
11	WILSON	GERSHEL	NARCOTICS	WS	H	03/07/00	30	-	30
12	MANELLA	WARREN	NARCOTICS	WC,ED	D	03/21/00	30	1	60
13	MORROW	KEENEY	NARCOTICS	WS	H	03/24/00	30	-	30
14	FEESS	KEENEY	NARCOTICS	WC	D	03/30/00	30	-	30
15	PHILLIPS	WARREN	SMUGGLING	WS,EE,EF	H,D	05/04/00	30	2	90
16	COOPER	GERSHEL	THEFT	WS	H	05/05/00	30	1	60
17	PHILLIPS	KEENEY	COUNTERFEITING	OM	B	05/19/00	30	-	30
18	COOPER	KEENEY	NARCOTICS	WC	D	05/23/00	30	-	30
19	HATTER	KEENEY	NARCOTICS	WC	D	05/24/00	30	2	90
20	COOPER	KEENEY	NARCOTICS	WS	H	05/25/00	30	2	90
21	MANELLA	WARREN	NARCOTICS	WC,ED	D	06/02/00	30	3	120
22	COOPER	KEENEY	NARCOTICS	WC	D	06/13/00	30	2	90
23	STOTLER	WARREN	RACKETEERING	WC	D	06/21/00	30	-	30

¹ The attorney general or designee authorized the filing of the reported applications under the provisions of 18 U.S.C. 2516.

² Type: WS = Standard Telephone (Wire), WC = Cellular or Mobile Telephone (Wire), WO = Other (Wire), OM = Microphone (Oral), OO = Other (Oral), ED = Digital Pager (Electronic), EE = Computer or E-Mail (Electronic), EF = Fax Machine (Electronic), EO = Other (Electronic).

³ Location: H = Personal Residence, B = Business, A = Public Area, D = Portable Device, O = Other Location, R = Roaming (Relaxed Specification Order), N = Not Specified.

TABLE A-1
UNITED STATES DISTRICT COURTS

CALENDAR YEAR 2000

**REPORT BY PROSECUTORS OF COURT-AUTHORIZED INTERCEPTS OF WIRE, ORAL, OR ELECTRONIC COMMUNICATIONS
PURSUANT TO 18 U.S.C. 2519**

A.O. Number	Number of Days in Operation ⁴	Average Intercepts per Day	Number of ⁵			Costs		Number of					
			Persons Intercepted	Intercepts	Incriminating Intercepts	Total Cost in \$	Other Than Manpower in \$	Arrests	Trials	Motions to Suppress Intercepts ⁶			Persons Convicted
										G	D	P	
CALIFORNIA, EASTERN													
1	60	137	285	8,233	844	116,872	10,437	33	-	-	-	-	-
2	25	53	36	1,313	54	115,623	32,280	21	-	-	-	-	-
3	13	17	36	216	34	RELATED TO NO. 2							
4	7	14	36	100	51	RELATED TO NO. 2							
5	59	82	1,345	4,862	273	718,120	-	14	-	-	-	-	-
6	60	3	314	157	157	5,460	3,828	2	-	-	-	-	-
CALIFORNIA, CENTRAL													
1	308	239	65,864	73,763	6,418	316,045	5,000	-	-	-	-	-	-
2	90	27	33	2,467	1,403	4,332	2,500	-	-	-	-	-	-
3	143	7	120	1,011	339	109,714	6,500	5	-	-	-	-	-
4	21	26	26	540	16	39,503	1,033	2	-	-	-	-	2
5	87	63	64	5,482	468	272,487	7,500	4	-	-	-	-	-
6	30	33	20	1,000	800	19,975	600	RELATED TO NO. 7					
7	30	38	50	1,150	900	7,375	2,000	16	-	-	-	-	-
8	27	5	37	147	51	4,320	2,500	-	-	-	-	-	-
9	173	146	183	25,236	1,877	271,535	20,000	-	-	-	-	-	-
10	60	24	40	1,464	178	25,790	1,078	2	-	-	-	-	-
11	30	95	1,718	2,850	233	RELATED TO NO. 1							
12	63	35	289	2,224	1,499	32,679	4,250	RELATED TO NO. 21					
13	27	59	29	1,590	41	84,008	2,500	4	-	-	-	-	-
14	29	53	53	1,542	187	37,172	9,700	-	-	-	-	-	-
15	90	65	271	5,830	2,730	237,599	8,906	-	-	-	-	-	-
16	60	19	25	1,129	451	79,807	2,700	-	-	-	-	-	-
17	30	-	1	3	1	56,500	1,500	1	-	-	-	-	-
18	12	20	20	240	99	1,863	400	-	-	-	-	-	-
19	85	38	38	3,224	291	98,249	13,000	-	-	-	-	-	-
20	83	33	40	2,754	162	37,757	1,500	-	-	-	-	-	-
21	85	23	504	1,936	1,396	44,072	7,500	15	-	-	1	-	15
22	70	56	47	3,930	1,894	70,709	40,000	-	-	-	-	-	-
23	9	1	6	7	-	RELATED TO NO. 9							

⁴NI indicates never installed. I indicates installed but never used.

⁵NR indicates not reported or could not be determined.

⁶Motions: G = Granted, D = Denied, P = Pending.

* This wiretap was terminated during 1998 or earlier, but was not reported at that time because it was part of an ongoing investigation.

**This wiretap was terminated during 1999, but was not reported at that time because it was part of an ongoing investigation.

TABLE A-1
UNITED STATES DISTRICT COURTS

CALENDAR YEAR 2000

**REPORT BY JUDGES OF COURT-AUTHORIZED INTERCEPTS OF WIRE, ORAL, OR ELECTRONIC COMMUNICATIONS
PURSUANT TO 18 U.S.C. 2519**

A.O. Number	Authorizing Official		Offense Specified	Intercept		Date of Application	Authorized Length		
	Judge	Attorney General ¹		Type ²	Location ³		Original Order (Days)	Number of Extensions	Total Length (Days)
CALIFORNIA, CENTRAL (CONTINUED)									
24	STOTLER	KEENEY	RACKETEERING	WC	D	06/30/00	30	1	60
25	MANELLA	DIGREGORY	NARCOTICS	WC	D	07/28/00	30	2	90
26	MANELLA	DIGREGORY	NARCOTICS	WC,ED	D	08/17/00	30	-	30
27	COLLINS	KEENEY	NARCOTICS	WC	D	08/31/00	30	3	120
28	COOPER	DIGREGORY	NARCOTICS	WC	D	09/05/00	30	-	30
29	REAL	KEENEY	NARCOTICS	EF	D	09/29/00	30	-	30
30	COOPER	KEENEY	NARCOTICS	WC,ED	D	10/06/00	30	-	30
607**	KELLER	MCLAUGHLIN	NARCOTICS	WS	H	05/25/97	30	-	30
608**	PREGERSON	KEENEY	RACKETEERING	WS	H	08/11/98	30	6	210
609**	MORENO	WARREN	\$LAUNDERING	WS	H	10/23/98	30	4	150
610**	STOTLER	WARREN	NARCOTICS	WC	D	11/23/98	30	2	90
611**	STOTLER	KEENEY	NARCOTICS	WS,WC	H,D	12/07/98	30	5	180
612**	STOTLER	RICHARD	NARCOTICS	WS	H	12/18/98	30	-	30
613**	MORENO	KEENEY	\$LAUNDERING	WC	D	01/12/99	30	2	90
614**	PREGERSON	WARREN	NARCOTICS	WS	H	01/13/99	30	-	30
615**	PAEZ	WARREN	NARCOTICS	WC	D	01/25/99	30	1	60
616**	REAL	WARREN	NARCOTICS	WS,WC	H,D	01/29/99	30	1	60
617**	LETTS	HOROWITZ	NARCOTICS	WC	D	02/03/99	30	1	60
618**	MARSHALL	WARREN	MURDER	WS,WC	H,D	04/12/99	30	-	30
619**	MORENO	DIGREGORY	NARCOTICS	WS,WC	H,D	05/26/99	30	6	210
620**	KING	WARREN	NARCOTICS	WS	H	08/09/99	30	2	90
621**	MORENO	WARREN	NARCOTICS	WC	D	09/16/99	30	-	30
622**	PAEZ	KEENEY	BRIBERY	EE	B	10/29/99	30	1	60
CALIFORNIA, SOUTHERN									
1	HUFF	KEENEY	CONSPIRACY	OM	H,B	01/04/00	30	1	60
2	HUFF	DIGREGORY	NARCOTICS	WS	H	01/04/00	30	1	60
3	HUFF	KEENEY	CONSPIRACY	WS	H	02/16/00	30	-	30
4	HUFF	KEENEY	THEFT	WC	D	06/05/00	30	1	60
623**	GONZALEZ	DIGREGORY	NARCOTICS	WS,WC	H,D	02/26/99	30	-	30

¹ The attorney general or designee authorized the filing of the reported applications under the provisions of 18 U.S.C. 2516.

² Type: WS = Standard Telephone (Wire), WC = Cellular or Mobile Telephone (Wire), WO = Other (Wire), OM = Microphone (Oral), OO = Other (Oral), ED = Digital Pager (Electronic), EE = Computer or E-Mail (Electronic), EF = Fax Machine (Electronic), EO = Other (Electronic).

³ Location: H = Personal Residence, B = Business, A = Public Area, D = Portable Device, O = Other Location, R = Roaming (Relaxed Specification Order), N = Not Specified.

TABLE A-1
UNITED STATES DISTRICT COURTS

CALENDAR YEAR 2000

**REPORT BY PROSECUTORS OF COURT-AUTHORIZED INTERCEPTS OF WIRE, ORAL, OR ELECTRONIC COMMUNICATIONS
PURSUANT TO 18 U.S.C. 2519**

A.O. Number	Number of Days in Operation ⁴	Average Intercepts per Day	Number of ⁵			Costs		Number of						
			Persons Intercepted	Intercepts	Incriminating Intercepts	Total Cost in \$	Other Than Manpower in \$	Arrests	Trials	Motions to Suppress Intercepts ⁶			Persons Convicted	
										G	D	P		
CALIFORNIA, CENTRAL (CONTINUED)														
24	28	36	37	1,005	249	RELATED TO NO. 9								
25	84	13	224	1,088	702	41,572	5,000	RELATED TO NO. 21						
26	30	81	448	2,443	1,761	20,786	2,500	15	-	-	1	-	-	
27	112	82	212	9,213	518	152,200	2,200	-	-	-	-	-	-	
28	16	3	3	55	12	3,330	550	-	-	-	-	-	-	
29	NI	-	-	-	-	-	-	-	-	-	-	-	-	
30	8	16	11	127	63	2,370	1,200	4	-	-	-	4	-	
607**	30	-	-	-	-	32,700	2,460	-	-	-	-	-	-	
608**	173	22	42	3,738	534	97,877	1,500	14	-	-	-	-	-	
609**	142	27	389	3,869	724	41,765	3,000	RELATED TO NO. 613**						
610**	90	11	30	956	163	78,633	5,500	RELATED TO NO. 611**						
611**	178	63	273	11,148	796	381,250	19,200	21	-	-	-	-	13	
612**	24	2	11	45	1	16,417	4,600	RELATED TO NO. 611**						
613**	64	16	37	1,029	311	33,005	21,000	15	-	-	-	-	4	
614**	21	16	67	328	100	13,685	1,500	4	-	-	-	-	-	
615**	51	24	35	1,200	500	110,000	-	14	-	-	-	-	-	
616**	54	40	117	2,142	525	139,709	9,000	-	-	-	-	-	-	
617**	57	43	8	2,467	447	94,624	2,000	9	-	-	-	-	-	
618**	30	25	45	747	150	33,070	4,500	3	-	-	-	-	1	
619**	197	28	234	5,576	1,169	145,805	72,000	23	-	-	-	-	2	
620**	88	77	2,435	6,760	474	25,532	4,790	27	-	-	-	-	27	
621**	9	-	-	-	-	RELATED TO NO. 619**								
622**	NI	-	-	-	-	-	-	-	-	-	-	-	-	
CALIFORNIA, SOUTHERN														
1	55	20	68	1,087	267	RELATED TO NO. 3			2	-	-	-	-	2
2	45	12	114	562	93	124,487	1,068	8	-	-	-	-	-	3
3	30	4	12	133	43	249,959	142	-	-	-	-	-	-	-
4	46	14	37	653	80	83,933	7,562	-	-	-	-	-	-	-
623**	30	80	241	2,406	282	33,584	1,100	-	-	-	-	-	-	-

⁴NI indicates never installed. I indicates installed but never used.

⁵NR indicates not reported or could not be determined.

⁶Motions: G = Granted, D = Denied, P = Pending.

* This wiretap was terminated during 1998 or earlier, but was not reported at that time because it was part of an ongoing investigation.

**This wiretap was terminated during 1999, but was not reported at that time because it was part of an ongoing investigation.

TABLE A-1
UNITED STATES DISTRICT COURTS

CALENDAR YEAR 2000

**REPORT BY JUDGES OF COURT-AUTHORIZED INTERCEPTS OF WIRE, ORAL, OR ELECTRONIC COMMUNICATIONS
PURSUANT TO 18 U.S.C. 2519**

A.O. Number	Authorizing Official		Offense Specified	Intercept		Date of Application	Authorized Length		
	Judge	Attorney General ¹		Type ²	Location ³		Original Order (Days)	Number of Extensions	Total Length (Days)
CALIFORNIA, SOUTHERN (CONTINUED)									
624**	HUFF	BASHANT	NARCOTICS	ED	D	03/31/99	30	1	60
625**	HUFF	BASHANT	NARCOTICS	ED	D	04/30/99	30	1	60
626**	GONZALES	WARREN	NARCOTICS	WC	D	05/13/99	30	1	60
627**	HUFF	KEENEY	NARCOTICS	WS	R	05/17/99	30	-	30
628**	HUFF	WARREN	NARCOTICS	WC,ED	D	07/14/99	30	1	60
629**	HUFF	WARREN	NARCOTICS	WC	D	08/11/99	30	1	60
630**	HUFF	WARREN	NARCOTICS	WC	D	08/13/99	30	1	60
COLORADO									
1	WEINSHIENK	WARREN	NARCOTICS	WC	D	12/08/99	30	1	60
2	WEINSHIENK	DIGREGORY	NARCOTICS	WC	D	01/14/00	30	-	30
3	MILLER	DIGREGORY	NARCOTICS	WC	D	01/24/00	30	-	30
4	MILLER	WARREN	NARCOTICS	WC	D	02/01/00	30	-	30
5	KANE	GERSHEL	NARCOTICS	WC,ED	B,D	02/10/00	30	-	30
6	KANE	KEENEY	NARCOTICS	WS	H,B	03/14/00	30	3	120
7	KANE	KEENEY	NARCOTICS	WC	D	03/16/00	30	-	30
8	KANE	KEENEY	NARCOTICS	WC,ED	D	05/22/00	30	-	30
9	WEINSHIENK	DIGREGORY	NARCOTICS	WS	H	05/25/00	30	-	30
10	KANE	KEENEY	NARCOTICS	WC	D	07/25/00	30	-	30
631**	WEINSHIENK	WARREN	NARCOTICS	WC,ED	D	10/04/99	30	1	60
CONNECTICUT									
1	UNDERHILL	WARREN	RACKETEERING	WC	D	10/27/99	30	3	120
2	DORSEY	KEENEY	NARCOTICS	WC	D	03/02/00	30	1	60
3	DORSEY	GERSHEL	NARCOTICS	WC	D	03/31/00	30	1	60
4	DORSEY	KEENEY	NARCOTICS	WC,ED	D	04/24/00	30	-	30
5	UNDERHILL	SWARTZ	NARCOTICS	WC	D	08/07/00	30	-	30
6	NEVAS	KEENEY	NARCOTICS	OM,ED	B,O	11/01/00	30	-	30
7	DORSEY	WARREN	NARCOTICS	WC,ED	D	11/16/00	30	-	30
8	BURNS	WARREN	RACKETEERING	WC	D	12/13/00	30	-	30
568*	BURNS	DIGREGORY	NARCOTICS	WS,ED	H,D	08/31/98	30	-	30

¹ The attorney general or designee authorized the filing of the reported applications under the provisions of 18 U.S.C. 2516.

² Type: WS = Standard Telephone (Wire), WC = Cellular or Mobile Telephone (Wire), WO = Other (Wire), OM = Microphone (Oral), OO = Other (Oral), ED = Digital Pager (Electronic), EE = Computer or E-Mail (Electronic), EF = Fax Machine (Electronic), EO = Other (Electronic).

³ Location: H = Personal Residence, B = Business, A = Public Area, D = Portable Device, O = Other Location, R = Roaming (Relaxed Specification Order), N = Not Specified.

TABLE A-1
UNITED STATES DISTRICT COURTS

CALENDAR YEAR 2000

**REPORT BY PROSECUTORS OF COURT-AUTHORIZED INTERCEPTS OF WIRE, ORAL, OR ELECTRONIC COMMUNICATIONS
PURSUANT TO 18 U.S.C. 2519**

A.O. Number	Number of Days in Oper- ation ⁴	Average Inter- cepts per Day	Number of ⁵			Costs		Number of					
			Persons Inter- cepted	Intercepts	Incrim- inating Intercepts	Total Cost in \$	Other Than Manpower in \$	Arrests	Trials	Motions to Suppress Intercepts ⁶			Persons Convicted
										G	D	P	
CALIFORNIA, SOUTHERN (CONTINUED)													
624**	60	8	88	469	NR	5,976	10	-	-	-	-	-	-
625**	58	2	58	139	NR	5,971	5	-	-	-	-	-	-
626**	39	31	68	1,195	507	24,055	3,053	9	-	-	-	-	-
627**	30	20	63	599	118	42,805	4,027	-	-	-	-	-	-
628**	58	25	55	1,447	558	RELATED TO NO. 629**							
629**	56	30	99	1,677	619	120,676	5,936	10	-	-	-	-	10
630**	40	21	54	845	301	RELATED TO NO. 629**							
COLORADO													
1	60	15	30	911	102	28,393	4,000	-	-	-	-	-	-
2	28	19	50	534	143	49,968	-	5	-	-	-	-	-
3	14	13	40	183	33	16,656	-	7	-	-	-	-	-
4	4	53	20	213	42	19,987	-	6	-	-	-	-	-
5	29	90	1,148	2,623	1,112	8,634	3,500	-	-	-	-	-	-
6	102	80	1,000	8,200	750	353,680	66,880	-	-	-	-	-	-
7	23	17	34	385	77	11,463	10,000	-	-	-	-	-	-
8	30	44	150	1,333	150	36,795	7,000	-	-	-	-	-	-
9	30	24	24	720	30	23,784	7,500	-	-	-	-	-	-
10	30	44	103	1,323	58	41,530	250	1	-	-	-	1	-
631**	57	5	22	288	110	35,879	2,000	1	-	-	-	-	-
CONNECTICUT													
1	118	65	65	7,654	2,619	45,584	1,651	1	-	-	-	-	-
2	60	23	25	1,409	138	187,897	-	-	-	-	-	-	-
3	60	34	48	2,039	722	158,988	-	-	-	-	-	-	-
4	30	16	20	488	138	149,607	-	-	-	-	-	-	-
5	21	66	39	1,393	233	82,900	1,000	12	-	-	-	-	-
6	25	5	8	137	6	50,104	45	-	-	-	-	-	-
7	30	8	1	239	239	-	-	-	-	-	-	-	-
8	10	27	86	272	58	33,321	2,779	-	-	-	-	-	-
568*	30	23	17	689	147	62,963	875	-	-	-	-	-	-

⁴NI indicates never installed. I indicates installed but never used.

⁵NR indicates not reported or could not be determined.

⁶Motions: G = Granted, D = Denied, P = Pending.

* This wiretap was terminated during 1998 or earlier, but was not reported at that time because it was part of an ongoing investigation.

**This wiretap was terminated during 1999, but was not reported at that time because it was part of an ongoing investigation.

TABLE A-1
UNITED STATES DISTRICT COURTS

CALENDAR YEAR 2000

**REPORT BY JUDGES OF COURT-AUTHORIZED INTERCEPTS OF WIRE, ORAL, OR ELECTRONIC COMMUNICATIONS
PURSUANT TO 18 U.S.C. 2519**

A.O. Number	Authorizing Official		Offense Specified	Intercept		Date of Application	Authorized Length		
	Judge	Attorney General ¹		Type ²	Location ³		Original Order (Days)	Number of Extensions	Total Length (Days)
CONNECTICUT (CONTINUED)									
632**	CHATIGNY	KEENEY	NARCOTICS	WC	D	07/16/99	30	1	60
633**	THOMPSON	RICHARD	CONSPIRACY	WC,ED	D	07/23/99	30	2	90
DISTRICT OF COLUMBIA									
1	KOLLAR-KOTELLY	KEENEY	NARCOTICS	WC	D	10/06/99	30	2	90
2	JACKSON	DIGREGORY	NARCOTICS	WC	H,D	02/08/00	30	2	90
3	KOLLAR-KOTELLY	GERSHEL	NARCOTICS	WC	D	02/09/00	30	-	30
4	JACKSON	KEENEY	RACKETEERING	WS,WC	H,D	02/29/00	30	2	90
5	LAMBERTH	DIGREGORY	NARCOTICS	OM	B	03/21/00	30	-	30
6	JACKSON	KEENEY	NARCOTICS	WC	D	04/25/00	30	2	90
7	JACKSON	GERSHEL	NARCOTICS	WC	D	06/07/00	30	1	60
8	URBINA	KEENEY	NARCOTICS	WC	D	07/24/00	30	1	60
9	FRIEDMAN	GERSHEL	NARCOTICS	WC	D	07/28/00	30	1	60
10	URBINA	WARREN	NARCOTICS	WC	D	08/04/00	30	1	60
11	FRIEDMAN	DIGREGORY	NARCOTICS	WC	D	08/25/00	30	-	30
12	SULLIVAN	DIGREGORY	NARCOTICS	WS	H	08/31/00	30	-	30
13	FRIEDMAN	KEENEY	NARCOTICS	WC	D	09/14/00	30	1	60
14	SULLIVAN	WARREN	NARCOTICS	WS,WC	H,D	10/05/00	30	-	30
15	SULLIVAN	CRABB	NARCOTICS	ED	D	11/30/00	30	-	30
FLORIDA, NORTHERN									
1	VINSON	GERSHEL	NARCOTICS	WS	H	04/20/00	30	1	45
FLORIDA, SOUTHERN									
1	HIGHSMITH	KEENEY	NARCOTICS	WC	D	09/07/99	30	3	120
2	FERGUSON	DIGREGORY	NARCOTICS	WS,WC	H,D	11/12/99	30	2	90
3	DIMITROULEAS	DIGREGORY	RACKETEERING	WC	D	01/07/00	30	1	60
4	LENARD	KEENEY	NARCOTICS	WS	H	01/12/00	30	1	60
5	LENARD	DIGREGORY	NARCOTICS	WC	D	01/28/00	30	-	30
6	HIGHSMITH	KEENEY	NARCOTICS	WC	D	02/16/00	30	1	60
7	MIDDLEBROOKS	WARREN	NARCOTICS	OM	B	02/18/00	30	1	60
8	SEITZ	KEENEY	NARCOTICS	WC	D	04/05/00	30	-	30
9	GOLD	KEENEY	NARCOTICS	WC	D	04/21/00	30	-	30

¹ The attorney general or designee authorized the filing of the reported applications under the provisions of 18 U.S.C. 2516.

² Type: WS = Standard Telephone (Wire), WC = Cellular or Mobile Telephone (Wire), WO = Other (Wire), OM = Microphone (Oral), OO = Other (Oral), ED = Digital Pager (Electronic), EE = Computer or E-Mail (Electronic), EF = Fax Machine (Electronic), EO = Other (Electronic).

³ Location: H = Personal Residence, B = Business, A = Public Area, D = Portable Device, O = Other Location, R = Roaming (Relaxed Specification Order), N = Not Specified.

TABLE A-1
UNITED STATES DISTRICT COURTS

CALENDAR YEAR 2000

**REPORT BY PROSECUTORS OF COURT-AUTHORIZED INTERCEPTS OF WIRE, ORAL, OR ELECTRONIC COMMUNICATIONS
PURSUANT TO 18 U.S.C. 2519**

A.O. Number	Number of Days in Oper- ation ⁴	Average Inter- cepts per Day	Number of ⁵			Costs		Number of					
			Persons Inter- cepted	Intercepts	Incrim- inating Intercepts	Total Cost in \$	Other Than Manpower in \$	Arrests	Trials	Motions to Suppress Intercepts ⁶			Persons Con- victed
										G	D	P	
CONNECTICUT (CONTINUED)													
632**	55	19	261	1,035	240	12,013	7,300	5	-	-	-	-	-
633**	90	98	150	8,803	3,398	282,652	7,400	-	-	-	-	-	-
DISTRICT OF COLUMBIA													
1	64	41	69	2,625	35	37,187	13,500	-	-	-	-	-	-
2	86	10	45	822	311	72,980	-	-	-	-	-	-	-
3	30	29	40	863	19	2,152	1,750	14	-	-	-	-	5
4	86	27	50	2,344	273	102,979	2,500	-	-	-	-	-	-
5	14	109	9	1,521	55	4,756	461	-	-	-	-	-	-
6	86	11	35	964	600	58,372	-	-	-	-	-	-	-
7	57	15	25	840	332	31,787	-	-	-	-	-	-	-
8	59	30	132	1,789	89	53,658	741	-	-	-	-	-	-
9	60	83	133	4,977	1,010	28,925	1,590	-	-	-	-	-	-
10	56	22	43	1,233	46	60,214	9,900	-	-	-	-	-	-
11	30	3	14	83	16	10,007	790	-	-	-	-	-	-
12	8	69	40	554	49	11,504	1,195	-	-	-	-	-	-
13	52	50	93	2,616	823	18,319	1,700	1	-	-	-	-	-
14	29	59	81	1,722	142	47,190	2,000	-	-	-	-	-	-
15	20	1	29	29	3	1,449	-	-	-	-	-	-	-
FLORIDA, NORTHERN													
1	43	26	1,252	1,105	191	227,013	1,100	8	-	-	-	-	8
FLORIDA, SOUTHERN													
1	120	37	43	4,481	1,471	RELATED TO NO. 11							
2	90	87	141	7,843	1,254	95,100	601	1	-	-	-	-	-
3	60	105	247	6,286	1,249	102,582	5,900	-	-	-	-	-	-
4	46	101	85	4,661	2,500	53,147	1,355	-	-	-	-	-	-
5	30	17	15	500	130	12,773	5,000	7	1-	-	-	6	-
6	60	60	121	3,610	1,268	RELATED TO NO. 11							
7	60	24	45	1,418	NR	275,040	6,000	-	-	-	-	-	-
8	13	23	1	293	84	15,724	1,100	1	-	-	-	1	-
9	15	-	-	-	-	883	-	-	-	-	-	-	-

⁴NI indicates never installed. I indicates installed but never used.

⁵NR indicates not reported or could not be determined.

⁶Motions: G = Granted, D = Denied, P = Pending.

* This wiretap was terminated during 1998 or earlier, but was not reported at that time because it was part of an ongoing investigation.

**This wiretap was terminated during 1999, but was not reported at that time because it was part of an ongoing investigation.

TABLE A-1
UNITED STATES DISTRICT COURTS

CALENDAR YEAR 2000

**REPORT BY JUDGES OF COURT-AUTHORIZED INTERCEPTS OF WIRE, ORAL, OR ELECTRONIC COMMUNICATIONS
PURSUANT TO 18 U.S.C. 2519**

A.O. Number	Authorizing Official		Offense Specified	Intercept		Date of Application	Authorized Length		
	Judge	Attorney General ¹		Type ²	Location ³		Original Order (Days)	Number of Extensions	Total Length (Days)
FLORIDA, SOUTHERN (CONTINUED)									
10	HIGHSMITH	DIGREGORY	NARCOTICS	WC	D	05/11/00	30	-	30
11	HIGHSMITH	KEENEY	NARCOTICS	WC	D	06/14/00	30	-	30
12	FERGUSON	SWARTZ	RACKETEERING	WS	R	11/21/00	30	-	30
634**	MIDDLEBROOKS	ROBINSON	NARCOTICS	WC	R	11/09/98	30	3	103
635**	GRAHAM	WARREN	NARCOTICS	WC	D	10/27/99	30	1	60
636**	GRAHAM	HOROWITZ	NARCOTICS	WC	D	11/29/99	30	-	30
GEORGIA, NORTHERN									
1	HUNT	RENO	MURDER	WS	R	03/20/00	30	-	30
2	STORY	KEENEY	NARCOTICS	WC	D	05/03/00	30	-	30
3	STORY	GERSHEL	NARCOTICS	WC	D	05/16/00	30	-	30
4	FORRESTER	KEENEY	NARCOTICS	WS,WC	H,D	07/19/00	30	1	60
5	COOPER	GERSHEL	NARCOTICS	WC	D	10/12/00	30	-	30
6	COOPER	DIGREGORY	NARCOTICS	WC	D	10/27/00	30	-	30
HAWAII									
1	GILLMOR	DIGREGORY	NARCOTICS	WS,WC	B,D	02/08/00	30	2	90
2	GILLMOR	KEENEY	NARCOTICS	WS	H	02/29/00	30	-	30
3	EZRA	WARREN	NARCOTICS	WS	H	03/03/00	30	1	60
4	KING	WARREN	NARCOTICS	WS	H	03/28/00	30	-	30
5	GILLMOR	KEENEY	NARCOTICS	WC	D	03/30/00	30	-	30
6	EZRA	WARREN	\$LAUNDERING	WC	D	04/11/00	30	-	30
7	GILLMOR	WARREN	NARCOTICS	WC	D	05/05/00	30	1	60
8	KING	NAKAKUNI	NARCOTICS	ED	D	07/14/00	30	-	30
9	EZRA	WARREN	NARCOTICS	WC	D	11/03/00	30	1	60
10	MOLLWAY	DIGREGORY	NARCOTICS	WC	D	11/21/00	30	-	30
637**	MOLLWAY	NAKAKUNI	\$LAUNDERING	ED	D	09/20/99	30	1	60
ILLINOIS, NORTHERN									
1	REINHARD	WARREN	NARCOTICS	WS,ED	H,D	11/03/99	30	1	60
2	ZAGEL	KEENEY	EXTORTION	WC	D	11/19/99	30	2	90
3	ASPEN	BEAUMONT	NARCOTICS	WC	D	12/22/99	30	-	30

¹ The attorney general or designee authorized the filing of the reported applications under the provisions of 18 U.S.C. 2516.

² Type: WS = Standard Telephone (Wire), WC = Cellular or Mobile Telephone (Wire), WO = Other (Wire), OM = Microphone (Oral), OO = Other (Oral), ED = Digital Pager (Electronic), EE = Computer or E-Mail (Electronic), EF = Fax Machine (Electronic), EO = Other (Electronic).

³ Location: H = Personal Residence, B = Business, A = Public Area, D = Portable Device, O = Other Location, R = Roving (Relaxed Specification Order), N = Not Specified.

TABLE A-1
UNITED STATES DISTRICT COURTS

CALENDAR YEAR 2000

**REPORT BY PROSECUTORS OF COURT-AUTHORIZED INTERCEPTS OF WIRE, ORAL, OR ELECTRONIC COMMUNICATIONS
PURSUANT TO 18 U.S.C. 2519**

A.O. Number	Number of Days In Operation ⁴	Average Intercepts per Day	Number of ⁵			Costs		Number of					
			Persons Intercepted	Intercepts	Incriminating Intercepts	Total Cost in \$	Other Than Manpower in \$	Arrests	Trials	Motions to Suppress Intercepts ⁶			Persons Convicted
										G	D	P	
FLORIDA, SOUTHERN (CONTINUED)													
10	28	9	4	264	120	RELATED TO NO. 11							
11	30	11	10	331	172	378,096	13,500	-	-	-	-	-	-
12	22	19	54	421	106	38,308	4,000	-	-	-	-	-	-
634**	103	39	131	3,971	380	113,787	2,300	5	-	-	-	-	5
635**	54	18	138	964	382	19,020	3,500	RELATED TO NO. 5					
636**	21	6	12	120	81	8,291	3,000	RELATED TO NO. 5					
GEORGIA, NORTHERN													
1	1	19	6	19	5	1,408	275	1	-	-	-	-	-
2	30	20	53	588	99	172,911	35,635	7	-	-	-	-	-
3	25	90	64	2,249	573	RELATED TO NO. 2							
4	60	178	850	10,670	1,289	45,339	6,445	-	-	-	-	-	-
5	I	-	-	-	-	16,575	1,000	-	-	-	-	-	-
6	I	-	-	-	-	8,788	1,000	-	-	-	-	-	-
HAWAII													
1	86	122	77	10,477	1,224	456,016	171,776	50	-	-	-	-	-
2	30	25	18	762	107	RELATED TO NO. 1							
3	60	20	86	1,227	614	RELATED TO NO. 4							
4	30	11	34	338	82	54,718	1,750	-	-	-	-	-	-
5	12	64	30	765	228	RELATED TO NO. 1							
6	30	10	37	312	140	47,060	800	31	-	-	-	-	6
7	30	16	27	481	310	54,268	750	8	-	-	-	-	-
8	30	7	1	196	145	18,028	-	-	-	-	-	-	-
9	32	16	38	516	172	31,007	1,470	7	-	-	-	-	-
10	29	37	40	1,070	53	26,845	1,000	-	-	-	-	-	-
637**	58	4	78	213	NR	1,440	-	-	-	-	-	-	-
ILLINOIS, NORTHERN													
1	42	37	21	1,539	377	20,870	3,000	9	-	-	-	-	9
2	89	20	54	1,819	269	16,928	7,000	-	-	-	-	-	-
3	30	-	-	-	-	3,945	600	-	-	-	-	-	-

⁴NI indicates never installed. I indicates installed but never used.

⁵NR indicates not reported or could not be determined.

⁶Motions: G = Granted, D = Denied, P = Pending.

* This wiretap was terminated during 1998 or earlier, but was not reported at that time because it was part of an ongoing investigation.

**This wiretap was terminated during 1999, but was not reported at that time because it was part of an ongoing investigation.

TABLE A-1
UNITED STATES DISTRICT COURTS

CALENDAR YEAR 2000

**REPORT BY JUDGES OF COURT-AUTHORIZED INTERCEPTS OF WIRE, ORAL, OR ELECTRONIC COMMUNICATIONS
PURSUANT TO 18 U.S.C. 2519**

A.O. Number	Authorizing Official		Offense Specified	Intercept		Date of Application	Authorized Length		
	Judge	Attorney General ¹		Type ²	Location ³		Original Order (Days)	Num-ber of Exten-sions	Total Length (Days)
ILLINOIS, NORTHERN (CONTINUED)									
4	ASPEN	WARREN	NARCOTICS	WC	D	01/07/00	30	1	60
5	ANDERSON	KEENEY	NARCOTICS	WC	D	01/21/00	30	1	60
6	ASPEN	KEENEY	\$LAUNDERING	EE	B	01/24/00	30	-	30
7	ASPEN	GERSHEL	NARCOTICS	WC	D	01/27/00	30	-	30
8	ASPEN	GERSHEL	NARCOTICS	WC	D	02/10/00	30	-	30
9	ASPEN	KEENEY	NARCOTICS	WC	D	03/01/00	30	-	30
10	ASPEN	KEENEY	NARCOTICS	WC	D	03/03/00	30	-	30
11	ASPEN	WARREN	NARCOTICS	WC	D	03/16/00	30	-	30
12	HOLDERMAN	KEENEY	NARCOTICS	WC	D	03/24/00	30	-	30
13	ASPEN	KEENEY	NARCOTICS	WC	D	03/30/00	30	-	30
14	KOCORAS	KEENEY	NARCOTICS	WC	D	04/06/00	30	1	60
15	ASPEN	KEENEY	NARCOTICS	WC	D	04/14/00	30	-	30
16	CONLON	WARREN	NARCOTICS	WC	D	04/28/00	30	-	30
17	ASPEN	GERSHEL	NARCOTICS	WC	D	05/11/00	30	-	30
18	ASPEN	GERSHEL	NARCOTICS	WC	D	06/08/00	30	-	30
19	KOCORAS	KEENEY	NARCOTICS	WC,ED	D	06/13/00	30	1	60
20	KOCORAS	KEENEY	NARCOTICS	WC	D	06/15/00	30	1	60
21	ASPEN	WARREN	NARCOTICS	WC	D	06/27/00	30	-	30
22	ASPEN	DIGREGORY	NARCOTICS	WC	D	06/27/00	30	-	30
23	ASPEN	WARREN	NARCOTICS	WC	D	08/21/00	30	-	30
24	ASPEN	KEENEY	NARCOTICS	WC	D	08/23/00	30	-	30
25	ASPEN	KEENEY	NARCOTICS	WC	D	09/01/00	30	-	30
26	ASPEN	KEENEY	NARCOTICS	WC	D	09/12/00	30	-	30
27	ASPEN	WARREN	NARCOTICS	WS,WC	H,D	10/20/00	30	-	30
28	KOCORAS	WARREN	NARCOTICS	WC	D	11/16/00	30	-	30
638**	ASPEN	MAY	NARCOTICS	WC	D	07/21/99	30	-	30
639**	ASPEN	PROSPERI	NARCOTICS	WC	D	08/17/99	30	3	120
640**	ASPEN	HOROWITZ	RACKETEERING	WS	H	08/18/99	30	2	90
641**	ASPEN	BEAUMONT	NARCOTICS	WC	D	09/03/99	30	2	90
642**	ASPEN	BEAUMONT	NARCOTICS	WC	D	11/18/99	30	-	30

¹ The attorney general or designee authorized the filing of the reported applications under the provisions of 18 U.S.C. 2516.

² Type: WS = Standard Telephone (Wire), WC = Cellular or Mobile Telephone (Wire), WO = Other (Wire), OM = Microphone (Oral), OO = Other (Oral), ED = Digital Pager (Electronic), EE = Computer or E-Mail (Electronic), EF = Fax Machine (Electronic), EO = Other (Electronic).

³ Location: H = Personal Residence, B = Business, A = Public Area, D = Portable Device, O = Other Location, R = Roaming (Relaxed Specification Order), N = Not Specified.

TABLE A-1
UNITED STATES DISTRICT COURTS

CALENDAR YEAR 2000

**REPORT BY PROSECUTORS OF COURT-AUTHORIZED INTERCEPTS OF WIRE, ORAL, OR ELECTRONIC COMMUNICATIONS
PURSUANT TO 18 U.S.C. 2519**

A.O. Number	Number of Days in Operation ⁴	Average Intercepts per Day	Number of ⁵			Costs		Number of					
			Persons Intercepted	Intercepts	Incriminating Intercepts	Total Cost in \$	Other Than Manpower in \$	Arrests	Trials	Motions to Suppress Intercepts ⁶			Persons Convicted
										G	D	P	
ILLINOIS, NORTHERN (CONTINUED)													
4	60	51	377	3,068	565	65,685	34,400	2	-	-	-	-	-
5	60	29	30	1,757	200	31,370	1,500	-	-	-	-	-	-
6	29	30	18	863	429	41,199	526	-	-	-	-	-	-
7	4	14	16	57	4	4,694	500	-	-	-	-	-	-
8	30	21	151	633	13	22,084	3,000	-	-	-	-	-	-
9	20	79	25	1,572	350	12,948	1,000	-	-	-	-	-	-
10	19	134	80	2,552	485	6,977	800	-	-	-	-	-	-
11	20	13	57	266	11	17,580	3,000	-	-	-	-	-	-
12	19	12	15	226	75	61,000	-	12	-	-	-	-	-
13	14	29	30	402	140	11,054	600	RELATED TO NO. 12					
14	60	38	53	2,258	467	73,777	500	11	-	-	-	1	-
15	20	56	74	1,129	614	5,389	1,000	-	-	-	-	-	-
16	15	37	15	561	16	10,314	2,100	-	-	-	-	-	-
17	30	254	80	7,630	902	23,286	1,600	-	-	-	-	-	-
18	30	101	96	3,039	915	6,670	1,000	-	-	-	-	-	-
19	60	75	50	4,491	900	45,012	2,000	-	-	-	-	-	-
20	60	36	109	2,139	532	46,474	50	-	-	-	-	-	-
21	26	38	30	978	350	19,238	600	-	-	-	-	-	-
22	30	15	25	451	31	37,315	600	-	-	-	-	-	-
23	30	9	10	260	2	24,590	4,950	-	-	-	-	-	-
24	I	-	-	-	-	4,583	-	-	-	-	-	-	-
25	6	29	20	176	75	5,801	1,500	-	-	-	-	-	-
26	30	23	68	692	30	20,000	1,000	10	-	-	-	-	-
27	25	-	-	-	-	2,487	-	-	-	-	-	-	-
28	29	14	56	411	20	19,770	1,000	RELATED TO NO. 26					
638**	22	49	30	1,084	300	12,514	2,000	-	-	-	-	-	-
639**	89	78	160	6,919	2,100	78,511	3,000	5	-	-	-	-	-
640**	89	20	119	1,812	221	110,431	550	-	-	-	-	-	-
641**	90	68	90	6,084	2,100	45,013	2,000	-	-	-	-	-	-
642**	17	48	47	816	350	12,669	1,200	-	-	-	-	-	-

⁴NI indicates never installed. I indicates installed but never used.

⁵NR indicates not reported or could not be determined.

⁶Motions: G = Granted, D = Denied, P = Pending.

* This wiretap was terminated during 1998 or earlier, but was not reported at that time because it was part of an ongoing investigation.

**This wiretap was terminated during 1999, but was not reported at that time because it was part of an ongoing investigation.

TABLE A-1
UNITED STATES DISTRICT COURTS

CALENDAR YEAR 2000

**REPORT BY JUDGES OF COURT-AUTHORIZED INTERCEPTS OF WIRE, ORAL, OR ELECTRONIC COMMUNICATIONS
PURSUANT TO 18 U.S.C. 2519**

A.O. Number	Authorizing Official		Offense Specified	Intercept		Date of Application	Authorized Length		
	Judge	Attorney General ¹		Type ²	Location ³		Original Order (Days)	Number of Extensions	Total Length (Days)
ILLINOIS, CENTRAL									
1	SCOTT	GERSHEL	NARCOTICS	WS,WC	H,D	08/08/00	30	1	60
INDIANA, NORTHERN									
1	MOODY	KEENEY	EXTORTION	WS	H	05/09/00	30	-	30
INDIANA, SOUTHERN									
1	YOUNG	KEENEY	NARCOTICS	WS,ED	H,D	04/03/00	30	-	30
2	YOUNG	KEENEY	NARCOTICS	WC	D	04/27/00	30	-	30
3	TINDER	WARREN	NARCOTICS	WS	H	05/22/00	30	-	30
IOWA, NORTHERN									
1	MELLOY	DIGREGORY	NARCOTICS	WC	D	06/14/00	30	-	30
2	MELLOY	GERSHEL	NARCOTICS	WC	D	08/07/00	30	-	30
KANSAS									
1	VAN BEBBER	RENO	HOSTAGE TAKING	WS	B	01/01/00	30	-	30
2	ROGERS	KEENEY	NARCOTICS	WS	B	02/15/00	30	-	30
LOUISIANA, EASTERN									
1	DUVAL	SWARTZ	NARCOTICS	WC	D	02/04/00	30	-	30
2	FALLON	WARREN	NARCOTICS	WC	D	04/14/00	30	1	60
3	FELDMAN	GERSHEL	NARCOTICS	WC	D	04/28/00	30	-	30
4	FALLON	DIGREGORY	NARCOTICS	WC	D	05/19/00	30	-	30
5	FELDMAN	KEENEY	NARCOTICS	WC	D	05/25/00	30	1	60
6	LEMELLE	MORELLO	NARCOTICS	WC	D	06/22/00	30	1	60
7	FELDMAN	GERSHEL	NARCOTICS	WC	D	06/29/00	30	-	30
8	MCNAMARA	WARREN	NARCOTICS	WC	D	07/31/00	30	1	60
9	FELDMAN	DIGREGORY	NARCOTICS	WC	D	08/02/00	30	-	30
10	FALLON	WARREN	NARCOTICS	WC	D	08/21/00	30	-	30
11	LEMELLE	MORELLO	NARCOTICS	WC	D	09/15/00	30	-	30
LOUISIANA, MIDDLE									
1	POLOZOLA	WARREN	NARCOTICS	WC	D	03/20/00	30	2	90
2	POLOZOLA	WARREN	NARCOTICS	WC	D	06/12/00	30	1	60
3	POLOZOLA	KEENEY	NARCOTICS	WC	D	07/26/00	30	-	30

¹ The attorney general or designee authorized the filing of the reported applications under the provisions of 18 U.S.C. 2516.

² Type: WS = Standard Telephone (Wire), WC = Cellular or Mobile Telephone (Wire), WO = Other (Wire), OM = Microphone (Oral), OO = Other (Oral), ED = Digital Pager (Electronic), EE = Computer or E-Mail (Electronic), EF = Fax Machine (Electronic), EO = Other (Electronic).

³ Location: H = Personal Residence, B = Business, A = Public Area, D = Portable Device, O = Other Location, R = Roaming (Relaxed Specification Order), N = Not Specified.

TABLE A-1
UNITED STATES DISTRICT COURTS

CALENDAR YEAR 2000

**REPORT BY PROSECUTORS OF COURT-AUTHORIZED INTERCEPTS OF WIRE, ORAL, OR ELECTRONIC COMMUNICATIONS
PURSUANT TO 18 U.S.C. 2519**

A.O. Number	Number of Days In Operation ⁴	Average Intercepts per Day	Number of ⁵			Costs		Number of					
			Persons Intercepted	Intercepts	Incriminating Intercepts	Total Cost in \$	Other Than Manpower in \$	Arrests	Trials	Motions to Suppress Intercepts ⁶			Persons Convicted
										G	D	P	
ILLINOIS, CENTRAL													
1	60	24	41	1,429	290	173,653	69,674	5	-	-	-	-	-
INDIANA, NORTHERN													
1	30	81	236	2,420	95	9,086	1,234	-	-	-	-	-	-
INDIANA, SOUTHERN													
1	19	30	85	576	378	239,680	-	40	-	-	-	-	-
2	30	24	48	707	526	RELATED TO NO. 1							
3	30	21	550	619	14	82,000	-	-	-	-	-	-	-
IOWA, NORTHERN													
1	30	21	77	615	326	54,396	3,500	-	-	-	-	-	-
2	30	-	6	6	2	37,413	3,500	4	-	-	-	-	-
KANSAS													
1	1	11	7	11	1	2,928	20	1	-	-	-	-	1
2	30	18	45	543	16	40,834	14,468	RELATED TO NO. 1					
LOUISIANA, EASTERN													
1	15	-	-	-	-	38,077	650	-	-	-	-	-	-
2	57	64	65	3,642	1,029	65,275	119	34	-	-	-	-	33
3	4	58	30	230	58	6,882	1,480	RELATED TO NO. 9					
4	29	128	223	3,725	274	46,564	700	34	-	-	-	-	30
5	59	79	115	4,679	731	96,014	1,552	RELATED TO NO. 9					
6	30	118	79	3,540	302	65,609	3,950	1	-	-	-	-	-
7	21	140	56	2,937	572	RELATED TO NO. 5		RELATED TO NO. 9					
8	56	41	7	2,280	456	146,793	2,625	8	-	-	-	-	-
9	19	47	65	901	103	24,426	1,425	12	-	-	-	-	-
10	3	84	9	252	12	5,295	1,058	-	-	-	-	-	-
11	13	113	69	1,466	234	18,565	1,240	2	-	-	-	-	-
LOUISIANA, MIDDLE													
1	90	63	93	5,707	1,648	RELATED TO NO. 2							
2	38	96	102	3,640	437	170,197	1,838	16	-	-	-	-	-
3	25	32	515	795	100	28,743	1,788	-	-	-	-	-	-

⁴NI indicates never installed. I indicates installed but never used.

⁵NR indicates not reported or could not be determined.

⁶Motions: G = Granted, D = Denied, P = Pending.

* This wiretap was terminated during 1998 or earlier, but was not reported at that time because it was part of an ongoing investigation.

**This wiretap was terminated during 1999, but was not reported at that time because it was part of an ongoing investigation.

TABLE A-1
UNITED STATES DISTRICT COURTS

CALENDAR YEAR 2000

**REPORT BY JUDGES OF COURT-AUTHORIZED INTERCEPTS OF WIRE, ORAL, OR ELECTRONIC COMMUNICATIONS
PURSUANT TO 18 U.S.C. 2519**

A.O. Number	Authorizing Official		Offense Specified	Intercept		Date of Application	Authorized Length		
	Judge	Attorney General ¹		Type ²	Location ³		Original Order (Days)	Number of Extensions	Total Length (Days)
LOUISIANA, WESTERN									
1	TRIMBLE	GERSHEL	NARCOTICS	WC	D	06/08/00	30	-	30
2	JAMES	WARREN	NARCOTICS	WC	D	06/27/00	30	-	30
MARYLAND									
1	DAVIS	KEENEY	NARCOTICS	WS	H	03/07/00	30	-	30
2	DAVIS	KEENEY	NARCOTICS	WS	H	05/05/00	30	-	30
3	WILLIAMS	DIGREGORY	NARCOTICS	WC	D	06/22/00	30	2	90
4	WILLIAMS	SWARTZ	NARCOTICS	WS	H	07/19/00	30	1	60
5	WILLIAMS	GERSHEL	NARCOTICS	WS,WC	B,D	08/17/00	30	-	30
643**	GARBIS	WARREN	NARCOTICS	WS	H,B	11/24/99	30	-	30
644**	GARBIS	WARREN	NARCOTICS	WS	H	11/24/99	30	-	30
MASSACHUSETTS									
1	YOUNG	WARREN	NARCOTICS	WS,ED	H,D	11/06/99	30	1	60
2	HARRINGTON	WARREN	NARCOTICS	WC	D	03/10/00	30	1	60
3	HARRINGTON	GERSHEL	NARCOTICS	WC	D	03/22/00	30	-	30
4	PONSER	KEENEY	NARCOTICS	WC	D	03/28/00	30	-	30
5	FREEDMAN	WARREN	\$LAUNDERING	OM	O	03/30/00	30	1	60
6	HARRINGTON	KEENEY	NARCOTICS	WC	D	03/31/00	30	-	30
7	HARRINGTON	SAWYER	NARCOTICS	WC	D	04/28/00	30	-	30
8	HARRINGTON	KEENEY	NARCOTICS	WC	D	05/15/00	30	-	30
9	FREEDMAN	DIGREGORY	NARCOTICS	WS,WC	H,D	05/16/00	30	-	30
10	O'TOOLE	KEENEY	NARCOTICS	WC,ED	D	06/27/00	30	1	60
11	SARRIS	KEENEY	NARCOTICS	WC	D	06/30/00	30	1	60
12	YOUNG	KEENEY	NARCOTICS	WC	D	09/13/00	30	1	60
13	YOUNG	WARREN	NARCOTICS	WC	D	09/20/00	30	1	60
14	SARRIS	GERSHEL	NARCOTICS	WC	D	09/25/00	30	-	30
15	YOUNG	GERSHEL	NARCOTICS	WC	D	10/27/00	30	-	30
16	ZOBEL	KRIGSMAN	NARCOTICS	WC	D	11/03/00	30	-	30
645**	YOUNG	WARREN	NARCOTICS	WC,ED	D	10/21/99	30	-	30

¹ The attorney general or designee authorized the filing of the reported applications under the provisions of 18 U.S.C. 2516.

² Type: WS = Standard Telephone (Wire), WC = Cellular or Mobile Telephone (Wire), WO = Other (Wire), OM = Microphone (Oral), OO = Other (Oral), ED = Digital Pager (Electronic), EE = Computer or E-Mail (Electronic), EF = Fax Machine (Electronic), EO = Other (Electronic).

³ Location: H = Personal Residence, B = Business, A = Public Area, D = Portable Device, O = Other Location, R = Roaming (Relaxed Specification Order), N = Not Specified.

TABLE A-1
UNITED STATES DISTRICT COURTS

CALENDAR YEAR 2000

**REPORT BY PROSECUTORS OF COURT-AUTHORIZED INTERCEPTS OF WIRE, ORAL, OR ELECTRONIC COMMUNICATIONS
PURSUANT TO 18 U.S.C. 2519**

A.O. Number	Number of Days in Operation ⁴	Average Intercepts per Day	Number of ⁵			Costs		Number of					
			Persons Intercepted	Intercepts	Incriminating Intercepts	Total Cost in \$	Other Than Manpower in \$	Arrests	Trials	Motions to Suppress Intercepts ⁶			Persons Convicted
										G	D	P	
LOUISIANA, WESTERN													
1	30	21	174	631	112	67,460	5,450	-	-	-	-	-	-
2	20	61	37	1,214	227	63,514	3,139	17	-	-	-	-	9
MARYLAND													
1	30	17	59	510	27	51,395	2,520	1	-	-	-	-	-
2	30	33	61	995	10	37,855	1,925	1	-	-	-	-	-
3	64	126	52	8,056	439	45,000	-	13	-	-	-	-	-
4	36	34	21	1,236	178	45,000	-	RELATED TO NO. 3					
5	29	38	80	1,095	220	32,554	1,043	-	-	-	-	-	-
643**	15	53	8	798	36	118,551	9,199	-	-	-	-	-	-
644**	13	-	5	2	-	71,364	3,699	3	-	-	-	-	-
MASSACHUSETTS													
1	59	29	23	1,702	638	87,152	-	17	-	-	-	-	3
2	60	66	20	3,953	559	77,632	150	11	-	-	-	-	-
3	30	12	25	350	122	108,780	300	-	-	-	-	-	-
4	24	54	50	1,300	1,275	10,504	3,500	-	-	-	-	-	-
5	49	11	36	521	20	106,579	2,475	-	-	-	-	-	-
6	30	7	33	205	128	RELATED TO NO. 3							
7	20	15	15	300	97	RELATED TO NO. 3							
8	30	38	15	1,144	142	30,750	750	11	-	-	-	-	-
9	30	55	25	1,647	563	29,010	11,500	4	-	-	-	-	-
10	60	71	33	4,275	957	137,000	2,000	-	-	-	-	-	-
11	50	57	85	2,841	514	150,000	-	-	-	-	-	-	-
12	58	17	55	1,001	207	88,877	14,000	7	-	-	-	-	-
13	40	150	100	6,000	5,900	100,720	4,000	34	-	-	-	-	-
14	21	-	-	-	-	75,000	-	-	-	-	-	-	-
15	18	37	33	664	104	37,664	20,000	3	-	-	-	-	-
16	13	231	75	3,000	2,800	49,240	4,000	RELATED TO NO. 13					
645**	14	112	15	1,573	481	21,252	-	11	-	-	-	1	-

⁴NI indicates never installed. I indicates installed but never used.

⁵NR indicates not reported or could not be determined.

⁶Motions: G = Granted, D = Denied, P = Pending.

* This wiretap was terminated during 1998 or earlier, but was not reported at that time because it was part of an ongoing investigation.

**This wiretap was terminated during 1999, but was not reported at that time because it was part of an ongoing investigation.

TABLE A-1
UNITED STATES DISTRICT COURTS

CALENDAR YEAR 2000

**REPORT BY JUDGES OF COURT-AUTHORIZED INTERCEPTS OF WIRE, ORAL, OR ELECTRONIC COMMUNICATIONS
PURSUANT TO 18 U.S.C. 2519**

A.O. Number	Authorizing Official		Offense Specified	Intercept		Date of Application	Authorized Length		
	Judge	Attorney General ¹		Type ²	Location ³		Original Order (Days)	Number of Extensions	Total Length (Days)
MICHIGAN, EASTERN									
1	HOOD	WARREN	NARCOTICS	WC	D	11/18/99	30	1	60
2	O'MEARA	DIGREGORY	NARCOTICS	WS	H	01/28/00	30	4	150
3	HOOD	DIGREGORY	NARCOTICS	WS	H	03/02/00	30	-	30
4	TARNOW	KEENEY	RACKETEERING	OM	O	04/24/00	30	-	30
5	DUGGAN	GERSHEL	FRAUD	EE	B	05/22/00	30	1	60
6	DUGGAN	DIGREGORY	NARCOTICS	WC	D	06/05/00	30	-	30
7	TARNOW	KEENEY	NARCOTICS	WC	D	08/11/00	30	1	60
8	DUGGAN	KEENEY	NARCOTICS	WC	D	09/19/00	30	-	30
MINNESOTA									
1	MAGNUSON	KEENEY	NARCOTICS	WS	H	11/30/99	30	1	60
2	MAGNUSON	GERSHEL	NARCOTICS	WC	D	01/10/00	30	-	30
3	MONTGOMERY	GERSHEL	NARCOTICS	WC	D	02/02/00	30	-	30
4	MAGNUSON	KEENEY	NARCOTICS	WS,WC	H,D	02/25/00	30	1	60
5	MAGNUSON	DIGREGORY	NARCOTICS	WC	D	05/11/00	30	1	60
6	ROSENBAUM	DIGREGORY	NARCOTICS	WS,WC	H,D	05/25/00	30	2	90
MISSISSIPPI, SOUTHERN									
1	LEE	KEENEY	NARCOTICS	WC	D	05/05/00	30	-	30
MISSOURI, EASTERN									
1	WEBBER	GERSHEL	NARCOTICS	WS,WC	H,D	03/20/00	30	1	60
2	PERRY	WARREN	NARCOTICS	WC	D	09/15/00	30	-	30
3	WEBBER	KEENEY	NARCOTICS	WC	D	10/02/00	30	1	60
4	STOHR	KEENEY	NARCOTICS	WC	D	10/13/00	30	1	60
5	WEBBER	WARREN	NARCOTICS	WC	D	11/09/00	30	-	30
MISSOURI, WESTERN									
1	WHIPPLE	KEENEY	KIDNAPPING	OM	O	08/30/00	30	-	30
2	SMITH	ROBINSON	GAMBLING	WS	R	11/22/00	30	-	30
646**	GAITAN	WARREN	\$LAUNDERING	OM	H	12/03/99	30	-	30
NEBRASKA									
1	KOPF	SWARTZ	NARCOTICS	WS,WC	H,D	07/18/00	30	-	30
2	KOPF	GERSHEL	NARCOTICS	WS	H	08/11/00	30	-	30

¹ The attorney general or designee authorized the filing of the reported applications under the provisions of 18 U.S.C. 2516.

² Type: WS = Standard Telephone (Wire), WC = Cellular or Mobile Telephone (Wire), WO = Other (Wire), OM = Microphone (Oral), OO = Other (Oral), ED = Digital Pager (Electronic), EE = Computer or E-Mail (Electronic), EF = Fax Machine (Electronic), EO = Other (Electronic).

³ Location: H = Personal Residence, B = Business, A = Public Area, D = Portable Device, O = Other Location, R = Roaming (Relaxed Specification Order), N = Not Specified.

TABLE A-1
UNITED STATES DISTRICT COURTS

CALENDAR YEAR 2000

**REPORT BY PROSECUTORS OF COURT-AUTHORIZED INTERCEPTS OF WIRE, ORAL, OR ELECTRONIC COMMUNICATIONS
PURSUANT TO 18 U.S.C. 2519**

A.O. Number	Number of Days In Operation ⁴	Average Intercepts per Day	Number of ⁵			Costs		Number of					
			Persons Intercepted	Intercepts	Incriminating Intercepts	Total Cost in \$	Other Than Manpower in \$	Arrests	Trials	Motions to Suppress Intercepts ⁶			Persons Convicted
										G	D	P	
MICHIGAN, EASTERN													
1	58	24	105	1,369	354	50,758	1,000	-	-	-	-	-	-
2	141	24	97	3,452	904	124,750	2,050	-	-	-	-	-	-
3	30	37	47	1,100	180	151,566	1,000	-	-	-	-	-	-
4	1	1	3	1	1	2,337	1,500	-	-	-	-	-	-
5	60	14	13	840	72	6,604	1,002	-	-	-	-	-	-
6	16	50	29	802	108	11,232	1,100	-	-	-	-	-	-
7	60	140	200	8,415	1,037	70,570	1,300	-	-	-	-	-	-
8	22	31	48	687	93	15,131	1,016	-	-	-	-	-	-
MINNESOTA													
1	59	84	211	4,946	371	133,823	2,500	-	-	-	-	-	-
2	NI	-	-	-	-	-	-	-	-	-	-	-	-
3	I	-	-	-	-	RELATED TO NO. 1							
4	55	33	34	1,804	102	110,620	2,000	-	-	-	-	-	-
5	40	67	69	2,693	344	45,622	1,500	-	-	-	-	-	-
6	89	29	154	2,570	431	109,632	9,500	12	-	-	-	-	-
MISSISSIPPI, SOUTHERN													
1	28	109	150	3,065	600	23,503	5,000	5	-	-	-	-	-
MISSOURI, EASTERN													
1	60	173	187	10,370	876	43,259	360	1	-	-	-	-	-
2	28	5	83	126	57	11,760	-	-	-	-	-	-	-
3	39	61	262	2,391	185	45,835	60	-	-	-	-	-	-
4	47	15	63	682	139	19,740	-	6	-	-	-	-	-
5	21	22	50	459	147	8,820	-	6	-	-	-	-	-
MISSOURI, WESTERN													
1	1	98	6	98	98	2,176	10	2	-	-	-	-	-
2	27	36	66	981	711	39,384	8,390	-	-	-	-	-	-
646**	-	-	-	-	-	1,914	1,500	-	-	-	-	-	-
NEBRASKA													
1	29	37	34	1,060	60	21,975	200	6	-	-	-	-	-
2	19	38	22	719	47	22,747	200	6	-	-	-	-	-

⁴NI indicates never installed. I indicates installed but never used.

⁵NR indicates not reported or could not be determined.

⁶Motions: G = Granted, D = Denied, P = Pending.

* This wiretap was terminated during 1998 or earlier, but was not reported at that time because it was part of an ongoing investigation.

**This wiretap was terminated during 1999, but was not reported at that time because it was part of an ongoing investigation.

TABLE A-1
UNITED STATES DISTRICT COURTS

CALENDAR YEAR 2000

**REPORT BY JUDGES OF COURT-AUTHORIZED INTERCEPTS OF WIRE, ORAL, OR ELECTRONIC COMMUNICATIONS
PURSUANT TO 18 U.S.C. 2519**

A.O. Number	Authorizing Official		Offense Specified	Intercept		Date of Application	Authorized Length		
	Judge	Attorney General ¹		Type ²	Location ³		Orig-inal Order (Days)	Num-ber of Exten-sions	Total Length (Days)
NEVADA									
1	RAWLINSON	WARREN	RACKETEERING	WS,OM	H	12/13/99	30	1	60
2	PRO	GERSHEL	NARCOTICS	WC	D	02/10/00	30	-	30
3	RAWLINSON	KEENEY	\$LAUNDERING	WS	H	02/15/00	30	-	30
4	PRO	WARREN	\$LAUNDERING	WS	H	03/09/00	30	-	30
5	PRO	KEENEY	\$LAUNDERING	WS	H	03/28/00	30	-	30
6	GEORGE	WARREN	\$LAUNDERING	WC	D	03/31/00	30	-	30
7	MCKIBBEN	GERSHEL	NARCOTICS	WS	H	04/10/00	30	1	60
8	RAWLINSON	KEENEY	\$LAUNDERING	WC	D	05/11/00	30	3	120
9	PRO	KEENEY	NARCOTICS	WC	D	05/24/00	30	1	60
10	GEORGE	WARREN	\$LAUNDERING	WC	D	06/05/00	30	2	90
11	PRO	DIGREGORY	NARCOTICS	WC	D	07/06/00	30	-	30
12	HUNT	GERSHEL	NARCOTICS	WC	D	08/09/00	30	2	90
13	MCKIBBEN	KEENEY	NARCOTICS	WS	H	09/10/00	30	-	30
647**	MCKIBBEN	WARREN	NARCOTICS	WC	D	10/12/99	30	1	60
NEW JERSEY									
1	LIFLAND	WARLOW	RACKETEERING	OM	O	11/30/99	30	3	120
2	BISSELL	WARREN	FRAUD	WS	B	12/21/99	30	2	90
3	BISSELL	WARREN	RACKETEERING	WC	D	12/23/99	30	1	60
4	WOLIN	DIGREGORY	RACKETEERING	WS	H	01/06/00	30	-	30
5	WOLIN	GERSHEL	NARCOTICS	WC	D	01/07/00	30	-	30
6	WOLIN	WARREN	NARCOTICS	WC	D	01/14/00	30	-	30
7	WOLIN	WARREN	NARCOTICS	WS	A	01/22/00	30	1	60
8	WOLIN	KEENEY	NARCOTICS	WC	D	02/03/00	30	1	60
9	WOLIN	DIGREGORY	NARCOTICS	WC	D	02/04/00	30	-	30
10	WOLIN	WARREN	NARCOTICS	WC,ED	D	02/10/00	30	-	30
11	LECHNER	WARREN	EXTORTION	WC	D	02/14/00	30	9	300
12	ORLOFSKY	KEENEY	NARCOTICS	WC	D	02/18/00	30	2	90
13	WOLIN	KEENEY	NARCOTICS	WC	D	03/03/00	30	-	30
14	WOLIN	ROBINSON	NARCOTICS	WC	D	03/17/00	30	2	90

¹ The attorney general or designee authorized the filing of the reported applications under the provisions of 18 U.S.C. 2516.

² Type: WS = Standard Telephone (Wire), WC = Cellular or Mobile Telephone (Wire), WO = Other (Wire), OM = Microphone (Oral), OO = Other (Oral), ED = Digital Pager (Electronic), EE = Computer or E-Mail (Electronic), EF = Fax Machine (Electronic), EO = Other (Electronic).

³ Location: H = Personal Residence, B = Business, A = Public Area, D = Portable Device, O = Other Location, R = Roving (Relaxed Specification Order), N = Not Specified.

TABLE A-1
UNITED STATES DISTRICT COURTS

CALENDAR YEAR 2000

**REPORT BY PROSECUTORS OF COURT-AUTHORIZED INTERCEPTS OF WIRE, ORAL, OR ELECTRONIC COMMUNICATIONS
PURSUANT TO 18 U.S.C. 2519**

A.O. Number	Number of Days In Oper-ation ⁴	Average Inter-cepts per Day	Number of ⁵			Costs		Number of					
			Persons Inter-cepted	Intercepts	Incrim-inating Intercepts	Total Cost in \$	Other Than Manpower in \$	Arrests	Trials	Motions to Suppress Intercepts ⁶			Persons Con- victed
										G	D	P	
NEVADA													
1	59	17	67	1,027	56	21,761	1,000	-	-	-	-	-	-
2	15	7	20	112	24	5,696	2,000	1	-	-	-	-	1
3	30	26	45	768	78	11,852	1,000	-	-	-	-	-	-
4	30	163	124	4,899	4,650	29,186	1,000	-	-	-	-	-	-
5	30	98	86	2,926	2,800	30,186	1,000	-	-	-	-	-	-
6	21	17	81	347	45	20,095	1,500	8	-	-	-	-	-
7	38	11	55	406	73	44,613	7,600	-	-	-	-	-	-
8	120	63	507	7,597	500	93,689	4,000	8	-	-	-	-	-
9	38	16	38	622	179	15,985	1,000	-	-	-	-	-	-
10	90	25	98	2,225	200	70,418	3,000	RELATED TO NO. 8					
11	19	14	15	275	21	7,924	1,000	-	-	-	-	-	-
12	90	60	112	5,392	1,193	21,558	2,500	-	-	-	-	-	-
13	30	68	153	2,053	168	18,152	1,500	-	-	-	-	-	-
647**	60	16	43	950	152	48,299	1,500	-	-	-	-	-	-
NEW JERSEY													
1	105	50	100	5,223	1,072	101,758	5,600	2	-	-	-	-	2
2	90	193	1,606	17,380	2,302	76,028	15,000	-	-	-	-	-	-
3	60	8	47	466	95	57,116	10,300	-	-	-	-	-	-
4	30	44	19	1,315	NR	23,015	10,000	-	-	-	-	-	-
5	28	2	3	54	18	RELATED TO NO. 7							
6	28	23	7	630	209	RELATED TO NO. 7							
7	60	33	3	1,975	5	377,763	349,763	6	-	-	-	-	-
8	28	2	3	44	12	RELATED TO NO. 7							
9	2	-	-	-	-	RELATED TO NO. 7							
10	30	7	4	212	41	RELATED TO NO. 7							
11	297	37	344	10,957	1,845	130,585	10,000	-	-	-	-	-	-
12	71	115	513	8,182	1,259	326,336	6,300	RELATED TO NO. 20					
13	28	4	3	100	41	RELATED TO NO. 7							
14	80	44	61	3,490	501	RELATED TO NO. 7							

⁴NI indicates never installed. I indicates installed but never used.

⁵NR indicates not reported or could not be determined.

⁶Motions: G = Granted, D = Denied, P = Pending.

* This wiretap was terminated during 1998 or earlier, but was not reported at that time because it was part of an ongoing investigation.

**This wiretap was terminated during 1999, but was not reported at that time because it was part of an ongoing investigation.

TABLE A-1
UNITED STATES DISTRICT COURTS

CALENDAR YEAR 2000

**REPORT BY JUDGES OF COURT-AUTHORIZED INTERCEPTS OF WIRE, ORAL, OR ELECTRONIC COMMUNICATIONS
PURSUANT TO 18 U.S.C. 2519**

A.O. Number	Authorizing Official		Offense Specified	Intercept		Date of Application	Authorized Length		
	Judge	Attorney General ¹		Type ²	Location ³		Original Order (Days)	Number of Extensions	Total Length (Days)
NEW JERSEY (CONTINUED)									
15	ORLOFSKY	KEENEY	NARCOTICS	WC	D	03/22/00	30	1	60
16	LIFLAND	KEENEY	RACKETEERING	WS	H	03/29/00	30	2	90
17	LIFLAND	WARREN	BRIBERY	WC	D	03/30/00	30	1	60
18	WOLIN	ROBINSON	NARCOTICS	WC	D	04/12/00	30	-	30
19	WOLIN	KEENEY	NARCOTICS	WC	D	05/17/00	30	-	30
20	ORLOFSKY	HUGHES	NARCOTICS	WC	D	05/18/00	30	-	30
21	PISANO	KEENEY	NARCOTICS	WC	D	05/24/00	30	-	30
22	IRENAS	WARREN	NARCOTICS	WC	D	06/09/00	30	-	30
23	POLITAN	WARREN	NARCOTICS	WS	H	09/20/00	30	-	30
24	POLITAN	KEENEY	CONSPIRACY	WC	D	09/27/00	30	1	60
25	BISSELL	VIKER	NARCOTICS	ED	D	10/24/00	30	1	60
NEW MEXICO									
1	PARKER	WARREN	MURDER	WS	H	01/15/00	30	-	30
2	HANSEN	DIGREGORY	NARCOTICS	WC	D	08/29/00	30	1	60
3	BLACK	WARREN	NARCOTICS	WS	H	10/10/00	30	1	60
4	HANSEN	WARREN	NARCOTICS	WC	D	11/08/00	30	-	30
5	HANSEN	WARREN	NARCOTICS	WC	D	12/11/00	30	-	30
NEW YORK, NORTHERN									
1	MCAVOY	GERSHEL	NARCOTICS	WS	H	01/21/00	30	-	30
2	MCAVOY	WARREN	NARCOTICS	WS	H	03/24/00	30	-	30
3	MCAVOY	WARREN	NARCOTICS	WC	D	04/07/00	30	1	60
4	MUNSON	GERSHEL	NARCOTICS	WC	D	04/12/00	30	1	60
5	MCAVOY	KEENEY	NARCOTICS	WC	D	05/03/00	30	-	30
6	MCAVOY	GERSHEL	NARCOTICS	WC	D	06/07/00	30	-	30
7	MCAVOY	KEENEY	NARCOTICS	WC	D	06/14/00	30	-	30
8	MCAVOY	GERSHEL	NARCOTICS	WC	D	10/06/00	30	-	30
648**	MUNSON	SOUTHWICH	MURDER	OM	O	10/08/99	30	-	30
NEW YORK, EASTERN									
1	WEINSTEIN	WARREN	NARCOTICS	WC	D	12/01/99	30	2	90
2	DEARIE	WARREN	NARCOTICS	WC	D	12/07/99	30	1	60

¹ The attorney general or designee authorized the filing of the reported applications under the provisions of 18 U.S.C. 2516.

² Type: WS = Standard Telephone (Wire), WC = Cellular or Mobile Telephone (Wire), WO = Other (Wire), OM = Microphone (Oral), OO = Other (Oral), ED = Digital Pager (Electronic), EE = Computer or E-Mail (Electronic), EF = Fax Machine (Electronic), EO = Other (Electronic).

³ Location: H = Personal Residence, B = Business, A = Public Area, D = Portable Device, O = Other Location, R = Roaming (Relaxed Specification Order), N = Not Specified.

TABLE A-1
UNITED STATES DISTRICT COURTS

CALENDAR YEAR 2000

**REPORT BY PROSECUTORS OF COURT-AUTHORIZED INTERCEPTS OF WIRE, ORAL, OR ELECTRONIC COMMUNICATIONS
PURSUANT TO 18 U.S.C. 2519**

A.O. Number	Number of Days In Operation ⁴	Average Inter- cepts per Day	Number of ⁵			Costs		Number of					
			Persons Inter- cepted	Intercepts	Incrim- inating Intercepts	Total Cost in \$	Other Than Manpower in \$	Arrests	Trials	Motions to Suppress Intercepts ⁶			Persons Con- victed
										G	D	P	
NEW JERSEY (CONTINUED)													
15	53	69	311	3,645	904	247,636	9,300	RELATED TO NO. 20					
16	87	64	175	5,603	805	125,347	4,105	-	-	-	-	-	-
17	57	5	34	300	69	6,584	500	-	-	-	-	-	-
18	24	8	8	192	34	RELATED TO NO. 7							
19	13	4	6	57	14	RELATED TO NO. 7							
20	26	61	236	1,597	300	123,348	7,600	46	-	-	-	-	3
21	22	3	3	65	-	RELATED TO NO. 20							
22	6	13	8	75	15	RELATED TO NO. 20							
23	30	20	52	590	14	41,417	5,753	-	-	-	-	-	-
24	56	20	85	1,109	185	32,769	-	-	-	-	-	-	-
25	59	-	NR	NR	NR	3,156	1,000	-	-	-	-	-	-
NEW MEXICO													
1	15	28	63	425	-	9,222	500	-	-	-	-	-	-
2	55	86	46	4,708	712	50,030	15,000	-	-	-	-	-	-
3	58	98	173	5,655	737	66,365	22,500	-	-	-	-	-	-
4	14	21	30	297	63	9,180	1,000	-	-	-	-	-	-
5	NI	-	-	-	-	-	-	-	-	-	-	-	-
NEW YORK, NORTHERN													
1	29	110	20	3,191	247	8,637	1,940	5	-	-	-	-	-
2	29	306	17	8,885	635	8,605	6,346	-	-	-	-	-	-
3	55	16	31	875	550	7,442	1,500	RELATED TO NO. 5					
4	43	175	51	7,520	1,604	56,848	8,090	46	-	-	-	-	21
5	29	30	24	864	400	4,487	1,500	2	-	-	-	-	-
6	20	73	75	1,456	165	30,000	3,500	6	-	-	-	-	6
7	29	16	28	465	2	33,391	3,029	-	-	-	-	-	-
8	25	21	9	517	35	14,999	1,709	-	-	-	-	-	-
648**	-	-	-	-	-	864	-	-	-	-	-	-	-
NEW YORK, EASTERN													
1	67	23	35	1,521	236	42,994	495	13	-	-	-	2	9
2	50	12	36	598	204	43,143	495	2	-	-	-	-	-

⁴NI indicates never installed. I indicates installed but never used.

⁵NR indicates not reported or could not be determined.

⁶Motions: G = Granted, D = Denied, P = Pending.

* This wiretap was terminated during 1998 or earlier, but was not reported at that time because it was part of an ongoing investigation.

**This wiretap was terminated during 1999, but was not reported at that time because it was part of an ongoing investigation.

TABLE A-1
UNITED STATES DISTRICT COURTS

CALENDAR YEAR 2000

**REPORT BY JUDGES OF COURT-AUTHORIZED INTERCEPTS OF WIRE, ORAL, OR ELECTRONIC COMMUNICATIONS
PURSUANT TO 18 U.S.C. 2519**

A.O. Number	Authorizing Official		Offense Specified	Intercept		Date of Application	Authorized Length		
	Judge	Attorney General ¹		Type ²	Location ³		Original Order (Days)	Number of Extensions	Total Length (Days)
NEW YORK, EASTERN (CONTINUED)									
3	SIFTON	KEENEY	\$LAUNDERING	WC	D	12/13/99	30	-	30
4	PLATT	GERSHEL	RACKETEERING	OM	O	01/20/00	30	-	30
5	SPATT	WARREN	NARCOTICS	WS	H	02/08/00	30	-	30
6	ROSS	SWARTZ	NARCOTICS	WC	D	02/14/00	30	-	30
7	ROSS	WARREN	NARCOTICS	WC	D	02/18/00	30	-	30
8	NICKERSON	WARREN	EXTORTION	WC	D	02/24/00	30	-	30
9	SPATT	KEENEY	NARCOTICS	WS	H	03/01/00	30	1	60
10	SPATT	KEENEY	RACKETEERING	OM	H,B	03/11/00	30	-	30
11	NICKERSON	WARREN	EXTORTION	WC	D	03/13/00	30	2	90
12	JOHNSON	GERSHEL	RACKETEERING	OM	B	03/17/00	30	-	30
13	ROSS	TIRSCHWELL	NARCOTICS	WC	D	03/31/00	30	1	60
14	GERSHON	WARREN	NARCOTICS	WC	D	04/10/00	30	-	30
15	BLOCK	KEENEY	NARCOTICS	WS	H	04/12/00	30	3	90
16	NICKERSON	KEENEY	RACKETEERING	WC	D	05/18/00	30	1	60
17	ROSS	TIRSCHWELL	NARCOTICS	WC	R	05/22/00	30	1	60
18	GLEESON	WEISSBART	NARCOTICS	WC	D	05/26/00	30	-	30
19	ROSS	KEENEY	FRAUD	WC	D	06/01/00	30	4	150
20	WEXLER	KEENEY	NARCOTICS	WC	D	07/27/00	30	1	60
21	TRAGER	KEENEY	RACKETEERING	OM	B	08/18/00	30	1	60
649**	DEARIE	RICHARD	NARCOTICS	WC	D	12/11/98	30	1	60
650**	GLEESON	REYNOLDS	NARCOTICS	WC,ED	D	01/13/99	30	6	210
651**	PLATT	WARREN	RACKETEERING	WC	D	01/29/99	30	6	210
652**	TRAGER	WARREN	RACKETEERING	OM,EF	B	02/01/99	30	4	150
653**	RAGGI	KEENEY	NARCOTICS	WS,EF	H	03/01/99	30	-	30
654**	KORMAN	WARREN	RACKETEERING	OM	B	05/13/99	30	1	60
655**	GERSHON	WARREN	GAMBLING	OM	B	05/25/99	30	1	60
656**	GLEESON	WARREN	NARCOTICS	WC	D	05/27/99	30	1	60
657**	KORMAN	WARREN	RACKETEERING	WS	B	06/11/99	30	-	30
658**	AMON	DIGREGORY	NARCOTICS	WS	H	07/13/99	30	2	90

¹ The attorney general or designee authorized the filing of the reported applications under the provisions of 18 U.S.C. 2516.

² Type: WS = Standard Telephone (Wire), WC = Cellular or Mobile Telephone (Wire), WO = Other (Wire), OM = Microphone (Oral), OO = Other (Oral), ED = Digital Pager (Electronic), EE = Computer or E-Mail (Electronic), EF = Fax Machine (Electronic), EO = Other (Electronic).

³ Location: H = Personal Residence, B = Business, A = Public Area, D = Portable Device, O = Other Location, R = Roaming (Relaxed Specification Order), N = Not Specified.

TABLE A-1
UNITED STATES DISTRICT COURTS

CALENDAR YEAR 2000

**REPORT BY PROSECUTORS OF COURT-AUTHORIZED INTERCEPTS OF WIRE, ORAL, OR ELECTRONIC COMMUNICATIONS
PURSUANT TO 18 U.S.C. 2519**

A.O. Number	Number of Days in Operation ⁴	Average Intercepts per Day	Number of ⁵			Costs		Number of					
			Persons Intercepted	Intercepts	Incriminating Intercepts	Total Cost in \$	Other Than Manpower in \$	Arrests	Trials	Motions to Suppress Intercepts ⁶			Persons Convicted
										G	D	P	
NEW YORK, EASTERN (CONTINUED)													
3	28	14	12	382	84	27,340	250	-	-	-	-	-	-
4	NI	-	-	-	-	-	-	-	-	-	-	-	-
5	30	32	41	963	305	35,450	450	RELATED TO NO. 9					
6	30	-	1	1	-	RELATED TO NO. 7							
7	25	54	25	1,357	210	10,144	-	11	-	-	-	-	9
8	7	25	15	178	23	8,240	1,000	RELATED TO NO. 11					
9	57	22	64	1,239	752	90,500	200	22	-	-	-	-	-
10	NI	-	-	-	-	-	-	-	-	-	-	-	-
11	76	74	73	5,614	438	97,605	2,500	8	-	-	-	-	1
12	26	72	153	1,872	69	53,026	1,400	-	-	-	-	-	-
13	33	19	37	636	151	72,396	2,700	3	-	-	-	-	-
14	4	-	-	-	-	3,501	125	-	-	-	-	-	-
15	87	23	166	1,997	1,365	150,262	149,052	20	-	-	-	-	11
16	42	81	65	3,391	648	29,940	4,625	1	-	-	-	-	-
17	60	10	34	628	170	75,518	2,750	1	-	-	-	-	-
18	27	52	23	1,393	393	95,348	500	14	-	-	-	-	-
19	134	149	245	20,022	9,321	93,888	2,500	1	-	-	-	-	-
20	60	35	23	2,086	1,445	100,486	45,500	23	-	-	-	-	-
21	17	105	9	1,785	6	42,438	17,715	-	-	-	-	-	-
649**	59	19	8	1,118	90	23,842	1,775	2	-	-	-	-	1
650**	196	4	17	879	431	33,771	719	15	-	-	-	-	15
651**	206	40	160	8,292	949	142,877	1,466	12	-	-	-	-	-
652**	122	137	77	16,725	1,047	526,039	6,688	16	-	-	-	-	-
653**	29	17	36	496	57	39,296	4,183	-	-	-	-	-	-
654**	51	48	14	2,439	61	86,231	-	RELATED TO NO. 652**					
655**	59	82	7	4,818	434	43,668	-	-	-	-	-	-	-
656**	55	1	8	52	48	37,198	2,500	-	-	-	-	-	-
657**	30	46	33	1,382	59	68,504	3,294	-	-	-	-	-	-
658**	90	76	40	6,816	614	78,809	-	7	1	1	1	1	4

⁴NI indicates never installed. I indicates installed but never used.

⁵NR indicates not reported or could not be determined.

⁶Motions: G = Granted, D = Denied, P = Pending.

* This wiretap was terminated during 1998 or earlier, but was not reported at that time because it was part of an ongoing investigation.

**This wiretap was terminated during 1999, but was not reported at that time because it was part of an ongoing investigation.

TABLE A-1
UNITED STATES DISTRICT COURTS

CALENDAR YEAR 2000

**REPORT BY JUDGES OF COURT-AUTHORIZED INTERCEPTS OF WIRE, ORAL, OR ELECTRONIC COMMUNICATIONS
PURSUANT TO 18 U.S.C. 2519**

A.O. Number	Authorizing Official		Offense Specified	Intercept		Date of Application	Authorized Length		
	Judge	Attorney General ¹		Type ²	Location ³		Original Order (Days)	Number of Extensions	Total Length (Days)
NEW YORK, EASTERN (CONTINUED)									
659**	SEYBERT	KEENEY	RACKETEERING	OM	O	10/20/99	30	2	90
660**	NICKERSON	WARREN	NARCOTICS	WC,ED	D	10/22/99	30	1	60
661**	NICKERSON	WARREN	NARCOTICS	WC	D	11/01/99	30	-	30
NEW YORK, SOUTHERN									
1	MCKENNA	KEENEY	NARCOTICS	ED	D	10/18/99	30	2	90
2	MCKENNA	KEENEY	RACKETEERING	WC	D	10/22/99	30	3	120
3	COTE	KEENEY	RACKETEERING	WC	D	11/03/99	30	2	90
4	SCHEINDLIN	HOROWITZ	RACKETEERING	OM	B	11/30/99	30	4	150
5	OWEN	WARREN	NARCOTICS	WC	D	12/02/99	30	1	60
6	OWEN	PITOFSKY	NARCOTICS	WC	D	12/16/99	30	1	60
7	OWEN	WARREN	NARCOTICS	WC	D	01/05/00	30	-	30
8	MUKASEY	SWARTZ	RACKETEERING	OM	B	02/04/00	30	2	90
9	SCHEINDLIN	DIGREGORY	RACKETEERING	WC	D	02/14/00	30	1	60
10	BUCHWALD	WARREN	NARCOTICS	WC	D	02/16/00	30	1	60
11	SAND	GERSHEL	NARCOTICS	WC,ED	D	03/01/00	30	-	30
12	SAND	WARREN	EXTORTION	WC	D	03/01/00	30	2	90
13	SAND	GERSHEL	\$LAUNDERING	WC	D	03/02/00	30	3	120
14	KEENAN	DIGREGORY	NARCOTICS	WS,WC	H,D	04/10/00	30	1	60
15	KEENAN	KEENEY	RACKETEERING	WS,WC	H,D	04/12/00	30	7	240
16	MCKENNA	GERSHEL	NARCOTICS	WC	D	06/15/00	30	3	120
17	WOOD	GERSHEL	RACKETEERING	WS	H	06/28/00	30	-	30
18	BAER	KEENEY	NARCOTICS	WC	D	07/19/00	30	-	30
19	BAER	KEENEY	NARCOTICS	WC,OM	D	07/19/00	30	-	30
20	BAER	KEENEY	\$LAUNDERING	EF	B	07/20/00	30	1	60
21	DANIELS	KEENEY	NARCOTICS	WC,ED	D	09/06/00	30	-	30
22	PAULEY	KEENEY	NARCOTICS	WC,ED	D	10/04/00	30	1	60
23	MCMAHON	BIRGER	NARCOTICS	ED	D	10/18/00	30	-	30
24	KAPLAN	WARREN	NARCOTICS	WC	D	10/27/00	30	-	30
25	POLLACK	SWARTZ	NARCOTICS	WC,ED	D	11/22/00	30	-	30

¹ The attorney general or designee authorized the filing of the reported applications under the provisions of 18 U.S.C. 2516.

² Type: WS = Standard Telephone (Wire), WC = Cellular or Mobile Telephone (Wire), WO = Other (Wire), OM = Microphone (Oral), OO = Other (Oral), ED = Digital Pager (Electronic), EE = Computer or E-Mail (Electronic), EF = Fax Machine (Electronic), EO = Other (Electronic).

³ Location: H = Personal Residence, B = Business, A = Public Area, D = Portable Device, O = Other Location, R = Roaming (Relaxed Specification Order), N = Not Specified.

TABLE A-1
UNITED STATES DISTRICT COURTS

CALENDAR YEAR 2000

**REPORT BY PROSECUTORS OF COURT-AUTHORIZED INTERCEPTS OF WIRE, ORAL, OR ELECTRONIC COMMUNICATIONS
PURSUANT TO 18 U.S.C. 2519**

A.O. Number	Number of Days in Operation ⁴	Average Intercepts per Day	Number of ⁵			Costs		Number of					
			Persons Intercepted	Intercepts	Incriminating Intercepts	Total Cost in \$	Other Than Manpower in \$	Arrests	Trials	Motions to Suppress Intercepts ⁶			Persons Convicted
										G	D	P	
NEW YORK, EASTERN (CONTINUED)													
659**	NI	-	-	-	-	-	-	-	-	-	-	-	-
660**	60	22	39	1,336	166	28,033	2,550	RELATED TO NO. 7					
661**	25	33	35	835	196	9,991	1,500	-	-	-	-	-	-
NEW YORK, SOUTHERN													
1	87	77	224	6,706	656	109,249	1,000	20	-	-	-	-	4
2	106	20	148	2,154	126	153,725	2,000	1	-	-	-	-	1
3	84	6	43	526	111	87,643	258	RELATED TO NO. 2					
4	104	8	143	830	750	46,662	2,508	42	-	-	-	-	-
5	58	24	51	1,374	95	47,105	6,471	-	-	-	-	-	-
6	45	6	24	255	196	74,985	1,500	-	-	-	-	-	-
7	2	-	-	-	-	1,364	500	-	-	-	-	-	-
8	68	115	25	7,807	369	114,405	3,620	-	-	-	-	-	-
9	59	57	100	3,340	1,000	27,018	322	2	-	-	-	-	-
10	60	67	106	4,042	1,965	36,926	1,000	-	-	-	-	-	-
11	30	20	52	600	90	35,310	750	-	-	-	-	-	-
12	64	28	75	1,760	396	32,492	3,167	-	-	-	-	-	-
13	99	8	53	801	398	35,191	200	14	-	-	-	-	-
14	60	68	30	4,062	3,046	47,289	6,494	-	-	-	-	-	-
15	215	25	134	5,414	461	160,233	14,627	-	-	-	-	-	-
16	112	28	168	3,108	507	71,426	8,000	3	-	-	-	-	-
17	21	29	26	614	26	30,976	4,053	-	-	-	-	-	-
18	8	30	15	241	50	RELATED TO NO. 19		3	-	-	-	-	-
19	8	1	1	5	-	12,577	6,300	5	-	-	-	-	-
20	38	6	81	214	128	5,500	900	1	-	-	-	-	-
21	19	15	26	292	61	34,456	2,200	-	-	-	-	-	-
22	59	12	15	706	434	86,548	1,000	-	-	-	-	-	-
23	30	2	NR	57	NR	1,798	25	-	-	-	-	-	-
24	30	7	6	196	82	44,499	1,000	-	-	-	-	-	-
25	30	3	5	101	-	44,568	1,000	-	-	-	-	-	-

⁴NI indicates never installed. I indicates installed but never used.

⁵NR indicates not reported or could not be determined.

⁶Motions: G = Granted, D = Denied, P = Pending.

* This wiretap was terminated during 1998 or earlier, but was not reported at that time because it was part of an ongoing investigation.

**This wiretap was terminated during 1999, but was not reported at that time because it was part of an ongoing investigation.

TABLE A-1
UNITED STATES DISTRICT COURTS

CALENDAR YEAR 2000

**REPORT BY JUDGES OF COURT-AUTHORIZED INTERCEPTS OF WIRE, ORAL, OR ELECTRONIC COMMUNICATIONS
PURSUANT TO 18 U.S.C. 2519**

A.O. Number	Authorizing Official		Offense Specified	Intercept		Date of Application	Authorized Length		
	Judge	Attorney General ¹		Type ²	Location ³		Original Order (Days)	Number of Extensions	Total Length (Days)
NEW YORK, SOUTHERN (CONTINUED)									
662**	MCKENNA	DIGREGORY	NARCOTICS	WS,WC,EF	H,B,D	02/01/99	30	1	60
663**	MCKENNA	WARREN	NARCOTICS	WC	D	02/03/99	30	-	30
664**	OWEN	WARREN	NARCOTICS	WC	D	04/16/99	30	2	90
665**	BAER	KEENEY	RACKETEERING	WC	D	06/25/99	30	3	120
666**	KAPLAN	WARREN	NARCOTICS	WC,ED	D	09/15/99	30	1	60
667**	MCKENNA	JUMAN	NARCOTICS	ED	D	10/20/99	30	1	60
NEW YORK, WESTERN									
1	LARIMER	KEENEY	NARCOTICS	WC	D	09/28/99	30	3	120
2	ARCARA	WARREN	NARCOTICS	WC	D	12/03/99	30	-	30
3	SKRETNY	WARREN	NARCOTICS	WC	D	12/23/99	30	1	60
4	SKRETNY	WARREN	CIVIL RIGHTS	OM	H	01/06/00	30	-	30
5	SKRETNY	WARREN	CIVIL RIGHTS	WC	D	02/08/00	30	-	30
6	SKRETNY	KEENEY	NARCOTICS	WC	D	02/22/00	30	-	30
7	SIRAGUSA	WARREN	NARCOTICS	WS,WC	B,D	03/01/00	30	2	90
8	SIRAGUSA	WARREN	NARCOTICS	OM	O	09/13/00	30	-	30
9	VAN GRAAFEILAND	KEENEY	FIREARMS	OM	R	11/01/00	30	-	30
10	CURTIN	WARREN	NARCOTICS	WC	D	11/09/00	30	-	30
668**	LARIMER	KEENEY	GAMBLING	OM	B	03/09/99	30	3	120
669**	CURTIN	WARREN	NARCOTICS	WC	D	07/13/99	30	-	30
670**	CURTIN	HOROWITZ	NARCOTICS	WC	D	08/26/99	30	-	30
671**	LARIMER	WYDYSH	NARCOTICS	WS	H	09/20/99	30	-	30
672**	SKRETNY	DIGREGORY	NARCOTICS	WS,WC,OM	H,D	10/05/99	30	1	60
NORTH CAROLINA, MIDDLE									
1	TILLEY	WARREN	NARCOTICS	WC	D	10/05/00	30	1	60
NORTH CAROLINA, WESTERN									
1	VOORHEES	WARREN	NARCOTICS	WC	D	05/10/00	30	-	30
2	MULLEN	KEENEY	NARCOTICS	WS,WC	H,D	08/23/00	30	1	60
OHIO, NORTHERN									
1	MATIA	WARREN	NARCOTICS	WS,WC	H,D	12/02/99	30	1	60

¹ The attorney general or designee authorized the filing of the reported applications under the provisions of 18 U.S.C. 2516.

² Type: WS = Standard Telephone (Wire), WC = Cellular or Mobile Telephone (Wire), WO = Other (Wire), OM = Microphone (Oral), OO = Other (Oral), ED = Digital Pager (Electronic), EE = Computer or E-Mail (Electronic), EF = Fax Machine (Electronic), EO = Other (Electronic).

³ Location: H = Personal Residence, B = Business, A = Public Area, D = Portable Device, O = Other Location, R = Roaming (Relaxed Specification Order), N = Not Specified.

TABLE A-1
UNITED STATES DISTRICT COURTS

CALENDAR YEAR 2000

**REPORT BY PROSECUTORS OF COURT-AUTHORIZED INTERCEPTS OF WIRE, ORAL, OR ELECTRONIC COMMUNICATIONS
PURSUANT TO 18 U.S.C. 2519**

A.O. Number	Number of Days in Operation ⁴	Average Inter-cepts per Day	Number of ⁵			Costs		Number of					
			Persons Inter-cepted	Intercepts	Incrim-inating Intercepts	Total Cost in \$	Other Than Manpower in \$	Arrests	Trials	Motions to Suppress Intercepts ⁶			Persons Con- victed
										G	D	P	
NEW YORK, SOUTHERN (CONTINUED)													
662**	60	6	23	371	128	132,618	4,609	-	-	-	-	-	-
663**	30	47	7	1,401	127	19,330	2,500	2	-	-	-	-	2
664**	58	16	7	946	289	7,344	1,250	11	-	-	-	-	10
665**	102	23	71	2,313	208	129,590	1,140	RELATED TO NO. 2					
666**	34	32	252	1,085	274	51,550	3,200	RELATED TO NO. 667**					
667**	60	4	NR	211	NR	3,443	45	14	-	-	-	-	4
NEW YORK, WESTERN													
1	117	27	101	3,213	392	214,814	1,500	4	-	-	-	-	2
2	30	27	12	817	98	45,065	20,897	RELATED TO NO. 672**					
3	60	158	75	9,506	2,840	470,081	54,137	35	-	-	-	-	-
4	8	-	4	2	2	1,866	176	RELATED TO NO. 5					
5	24	30	12	728	54	15,678	6,700	6	-	-	-	-	-
6	30	219	125	6,555	2,250	106,200	15,000	33	-	-	-	-	-
7	75	37	50	2,805	764	264,000	-	25	-	-	-	-	-
8	1	1	2	1	1	1,510	-	-	-	-	-	-	-
9	1	2	5	2	2	5,910	2,000	-	-	-	-	-	-
10	29	63	74	1,827	431	13,600	1,000	-	-	-	-	-	-
668**	111	12	43	1,285	147	143,692	3,500	7	-	-	-	-	-
669**	30	152	26	4,568	375	24,652	1,000	-	-	-	-	-	-
670**	30	98	23	2,947	270	25,502	1,850	-	-	-	-	-	-
671**	3	65	10	196	11	8,909	-	-	-	-	-	-	-
672**	59	93	66	5,465	460	26,757	3,030	16	-	-	-	-	-
NORTH CAROLINA, MIDDLE													
1	56	54	55	3,005	257	98,624	18,150	-	-	-	-	-	-
NORTH CAROLINA, WESTERN													
1	30	20	17	613	268	100,962	25,083	26	-	-	-	-	-
2	59	25	37	1,496	311	206,020	70,500	2	-	-	-	-	-
OHIO, NORTHERN													
1	47	11	207	514	104	42,534	744	RELATED TO NO. 3					

⁴NI indicates never installed. I indicates installed but never used.

⁵NR indicates not reported or could not be determined.

⁶Motions: G = Granted, D = Denied, P = Pending.

* This wiretap was terminated during 1998 or earlier, but was not reported at that time because it was part of an ongoing investigation.

**This wiretap was terminated during 1999, but was not reported at that time because it was part of an ongoing investigation.

TABLE A-1
UNITED STATES DISTRICT COURTS

CALENDAR YEAR 2000

**REPORT BY JUDGES OF COURT-AUTHORIZED INTERCEPTS OF WIRE, ORAL, OR ELECTRONIC COMMUNICATIONS
PURSUANT TO 18 U.S.C. 2519**

A.O. Number	Authorizing Official		Offense Specified	Intercept		Date of Application	Authorized Length		
	Judge	Attorney General ¹		Type ²	Location ³		Original Order (Days)	Number of Extensions	Total Length (Days)
OHIO, NORTHERN (CONTINUED)									
2	MATIA	LONG	NARCOTICS	ED	D	12/17/99	30	-	30
3	MATIA	SWARTZ	NARCOTICS	WC	D	01/24/00	30	1	60
4	MANOS	WARREN	NARCOTICS	WS	H	02/12/00	30	1	60
5	O'MALLEY	KEENEY	NARCOTICS	WS,WC	H,D	02/25/00	30	-	30
6	MANOS	GERSHEL	NARCOTICS	WC	D	02/26/00	30	-	30
7	O'MALLEY	KEENEY	NARCOTICS	WC,ED	D	03/10/00	30	2	90
8	CARR	KEENEY	NARCOTICS	WS,WC	H,D	04/10/00	30	1	60
9	WELLS	SERRANO	NARCOTICS	ED	D	04/11/00	30	-	30
10	WELLS	GERSHEL	NARCOTICS	WS,WC	B,D	04/11/00	30	-	30
11	WELLS	KEENEY	FRAUD	EF	B	04/13/00	30	1	60
12	O'MALLEY	WARREN	NARCOTICS	WC	D	04/28/00	30	-	30
13	O'MALLEY	WARREN	NARCOTICS	WS,WC	H,D	05/19/00	30	-	30
14	MANOS	GERSHEL	NARCOTICS	WC	D	05/23/00	30	-	30
15	CARR	KEENEY	NARCOTICS	WC	D	06/13/00	30	1	60
16	WELLS	KEENEY	FRAUD	EF	B	07/06/00	30	-	30
17	WELLS	KEENEY	FRAUD	WS	B	07/06/00	30	1	60
18	MANOS	KEENEY	NARCOTICS	WS,WC	H,D	07/31/00	30	1	60
19	MATIA	BAMBERGER	NARCOTICS	ED	D	08/16/00	30	1	60
20	MATIA	KEENEY	NARCOTICS	WS,WC	H,D	08/16/00	30	1	60
21	MANOS	KEENEY	NARCOTICS	WC	D	09/29/00	30	1	60
22	MANOS	SERRANO	NARCOTICS	ED	D	11/08/00	30	-	30
OHIO, SOUTHERN									
1	RICE	CHEMA	NARCOTICS	WC	D	10/25/99	30	2	90
2	RICE	CHEMA	NARCOTICS	WC	D	12/03/99	30	1	60
3	SPIEGEL	GERSHEL	NARCOTICS	WS	H	02/04/00	30	-	30
4	SPIEGEL	WARREN	NARCOTICS	WS	H	04/04/00	30	1	60
5	SPIEGEL	KEENEY	NARCOTICS	WC	D	05/12/00	30	-	30
6	SARGAS	GERSHEL	NARCOTICS	WC	D	06/09/00	30	3	120
7	SARGAS	WARREN	NARCOTICS	WC	D	06/29/00	30	2	90
8	RICE	DIGREGORY	NARCOTICS	WS	B	10/19/00	30	1	60

¹ The attorney general or designee authorized the filing of the reported applications under the provisions of 18 U.S.C. 2516.

² Type: WS = Standard Telephone (Wire), WC = Cellular or Mobile Telephone (Wire), WO = Other (Wire), OM = Microphone (Oral), OO = Other (Oral), ED = Digital Pager (Electronic), EE = Computer or E-Mail (Electronic), EF = Fax Machine (Electronic), EO = Other (Electronic).

³ Location: H = Personal Residence, B = Business, A = Public Area, D = Portable Device, O = Other Location, R = Roaming (Relaxed Specification Order), N = Not Specified.

TABLE A-1
UNITED STATES DISTRICT COURTS

CALENDAR YEAR 2000

**REPORT BY PROSECUTORS OF COURT-AUTHORIZED INTERCEPTS OF WIRE, ORAL, OR ELECTRONIC COMMUNICATIONS
PURSUANT TO 18 U.S.C. 2519**

A.O. Number	Number of Days In Oper-ation ⁴	Average Inter-cepts per Day	Number of ⁵			Costs		Number of					
			Persons Inter-cepted	Intercepts	Incrim-inating Intercepts	Total Cost in \$	Other Than Manpower in \$	Arrests	Trials	Motions to Suppress Intercepts ⁶			Persons Con- victed
										G	D	P	
OHIO, NORTHERN (CONTINUED)													
2	29	6	51	171	25	1,616	-	RELATED TO NO. 3					
3	49	34	138	1,646	267	22,204	288	9	-	-	-	-	-
4	46	16	128	740	406	51,140	3,200	-	-	-	-	-	-
5	15	15	44	227	38	10,210	117	30	-	-	-	-	28
6	30	19	61	579	497	RELATED TO NO. 4							
7	86	34	83	2,930	1,457	56,946	442	RELATED TO NO. 5					
8	60	25	131	1,520	1,167	97,770	3,545	-	-	-	-	-	-
9	26	-	6	NR	NR	1,282	-	RELATED TO NO. 3					
10	I	-	-	-	-	427	-	-	-	-	-	-	-
11	60	81	319	4,861	3,721	13,456	1,514	-	-	-	-	-	-
12	I	-	-	-	-	461	34	-	-	-	-	-	-
13	25	12	56	309	175	24,474	592	RELATED TO NO. 5					
14	23	21	61	494	465	7,346	1,500	RELATED TO NO. 5					
15	60	32	55	1,942	480	51,521	545	-	-	-	-	-	-
16	29	28	90	805	603	6,063	1,136	-	-	-	-	-	-
17	60	346	2,027	20,789	19,153	114,873	3,028	-	-	-	-	-	-
18	60	53	214	3,168	442	51,050	311	-	-	-	-	-	-
19	58	4	NR	232	NR	430	-	1	-	-	-	-	-
20	60	6	34	370	118	1,952	603	1	-	-	-	-	-
21	48	24	76	1,171	354	21,416	350	24	-	-	-	-	-
22	20	24	106	471	106	731	-	RELATED TO NO. 21					
OHIO, SOUTHERN													
1	85	41	410	3,482	237	407,123	94,829	6	-	-	-	-	-
2	49	40	279	1,970	86	RELATED TO NO. 1							
3	24	30	19	728	68	15,407	1,500	10	-	-	-	-	4
4	51	52	23	2,652	120	62,706	1,620	10	-	-	-	-	4
5	19	9	9	171	40	600	600	RELATED TO NO. 4					
6	100	29	65	2,945	145	RELATED TO NO. 4							
7	72	41	88	2,955	200	RELATED TO NO. 4							
8	57	56	59	3,197	269	37,854	4,500	-	-	-	-	-	-

⁴NI indicates never installed. I indicates installed but never used.

⁵NR indicates not reported or could not be determined.

⁶Motions: G = Granted, D = Denied, P = Pending.

* This wiretap was terminated during 1998 or earlier, but was not reported at that time because it was part of an ongoing investigation.

**This wiretap was terminated during 1999, but was not reported at that time because it was part of an ongoing investigation.

TABLE A-1
UNITED STATES DISTRICT COURTS

CALENDAR YEAR 2000

**REPORT BY JUDGES OF COURT-AUTHORIZED INTERCEPTS OF WIRE, ORAL, OR ELECTRONIC COMMUNICATIONS
PURSUANT TO 18 U.S.C. 2519**

A.O. Number	Authorizing Official		Offense Specified	Intercept		Date of Application	Authorized Length		
	Judge	Attorney General ¹		Type ²	Location ³		Original Order (Days)	Number of Extensions	Total Length (Days)
OKLAHOMA, NORTHERN									
1	KERN	WARREN	NARCOTICS	WC	D	01/11/00	30	-	30
2	HOLMES	GERSHEL	NARCOTICS	WS	B	02/04/00	30	-	30
3	KERN	LITCHFIELD	NARCOTICS	WC	D	02/17/00	30	-	30
4	HOLMES	LITCHFIELD	NARCOTICS	WS	H	02/25/00	30	-	30
5	HOLMES	KEENEY	NARCOTICS	WC	D	04/05/00	30	-	30
OKLAHOMA, WESTERN									
1	LEONARD	DIGREGORY	NARCOTICS	WS,WC	B,D	11/03/99	30	1	60
2	RUSSELL	KEENEY	NARCOTICS	WS	H	12/17/99	30	-	30
3	RUSSELL	WARREN	BRIBERY	WS	B	02/11/00	30	-	30
4	RUSSELL	KEENEY	BRIBERY	WS	B	02/25/00	30	2	90
5	RUSSELL	GERSHEL	BRIBERY	WS,WC	B,D	03/10/00	30	1	60
6	RUSSELL	GERSHEL	NARCOTICS	WS	H	04/07/00	30	2	90
7	THOMPSON	WARREN	NARCOTICS	WC	D	05/18/00	30	1	60
8	THOMPSON	KEENEY	NARCOTICS	WS	H	06/22/00	30	-	30
9	WEST	KEENEY	NARCOTICS	WC	D	07/13/00	30	1	60
OREGON									
1	JONES	WARREN	GAMBLING	WS,EF	H	01/04/00	30	-	30
2	AIKEN	DIGREGORY	NARCOTICS	WS	H	01/10/00	30	1	60
3	AIKEN	KEENEY	NARCOTICS	WS,WC,ED	H,D	02/03/00	30	1	60
4	HAGGERTY	DEITS	NARCOTICS	ED	D	03/27/00	30	-	30
5	KING	KEENEY	NARCOTICS	WC,ED	D	04/13/00	30	-	30
6	KING	KEENEY	NARCOTICS	WC	D	04/26/00	30	1	60
7	KING	KEENEY	NARCOTICS	WC	D	04/26/00	30	1	60
8	KING	KEENEY	NARCOTICS	WS,WC	H,D	05/22/00	30	-	30
9	KING	GERSHEL	NARCOTICS	WS,WC	H,D	06/08/00	30	3	120
10	KING	DEITS	NARCOTICS	ED	D	06/21/00	30	-	30
11	KING	KEENEY	NARCOTICS	WC	D	09/07/00	30	-	30
PENNSYLVANIA, EASTERN									
1	KELLY	OLOFSSON	FIREARMS	ED	D	04/14/00	30	-	30
2	ANTWERPEN	GERSHEL	\$LAUNDERING	WS	B	06/06/00	30	-	30

¹ The attorney general or designee authorized the filing of the reported applications under the provisions of 18 U.S.C. 2516.

² Type: WS = Standard Telephone (Wire), WC = Cellular or Mobile Telephone (Wire), WO = Other (Wire), OM = Microphone (Oral), OO = Other (Oral), ED = Digital Pager (Electronic), EE = Computer or E-Mail (Electronic), EF = Fax Machine (Electronic), EO = Other (Electronic).

³ Location: H = Personal Residence, B = Business, A = Public Area, D = Portable Device, O = Other Location, R = Roaming (Relaxed Specification Order), N = Not Specified.

TABLE A-1
UNITED STATES DISTRICT COURTS

CALENDAR YEAR 2000

**REPORT BY PROSECUTORS OF COURT-AUTHORIZED INTERCEPTS OF WIRE, ORAL, OR ELECTRONIC COMMUNICATIONS
PURSUANT TO 18 U.S.C. 2519**

A.O. Number	Number of Days in Operation ⁴	Average Intercepts per Day	Number of ⁵			Costs		Number of					
			Persons Intercepted	Intercepts	Incriminating Intercepts	Total Cost in \$	Other Than Manpower in \$	Arrests	Trials	Motions to Suppress Intercepts ⁶			Persons Convicted
										G	D	P	
OKLAHOMA, NORTHERN													
1	10	96	86	959	124	20,100	4,271	-	-	-	-	-	-
2	30	28	277	852	65	39,427	1,979	-	-	-	-	-	-
3	29	104	356	3,016	400	57,001	9,776	-	-	-	-	-	-
4	27	9	15	235	17	RELATED TO NO. 3							
5	22	54	95	1,178	180	36,491	4,702	-	-	-	-	-	-
OKLAHOMA, WESTERN													
1	59	20	26	1,209	461	74,228	1,419	10	1	-	5	-	18
2	26	17	15	436	159	28,390	2,375	RELATED TO NO. 1					
3	30	33	73	975	170	RELATED TO NO. 4							
4	49	61	139	2,995	508	92,364	1,503	-	-	-	-	-	-
5	51	26	62	1,302	168	17,173	3,076	2	1	-	2	-	2
6	90	84	609	7,574	1,313	150,000	10,000	26	-	-	-	-	15
7	60	81	80	4,845	2,907	145,920	-	10	-	-	-	-	-
8	30	17	21	503	4	43,000	3,000	RELATED TO NO. 6					
9	42	11	15	478	149	105,792	-	-	-	-	-	-	-
OREGON													
1	29	65	49	1,883	1,287	23,101	1,889	-	-	-	-	-	-
2	60	37	207	2,235	783	RELATED TO NO. 3							
3	35	12	101	418	152	28,920	2,500	27	-	-	-	-	9
4	30	1	NR	43	NR	2,906	-	-	-	-	-	-	-
5	30	54	126	1,621	1,153	RELATED TO NO. 8							
6	31	14	66	439	77	15,388	1,800	-	-	-	-	-	-
7	51	147	312	7,489	6,084	RELATED TO NO. 8							
8	26	61	121	1,573	737	85,304	4,728	38	-	-	-	-	-
9	96	39	408	3,706	551	57,062	6,152	5	-	-	-	-	-
10	30	-	-	-	-	RELATED TO NO. 4							
11	5	12	19	60	-	RELATED TO NO. 9							
PENNSYLVANIA, EASTERN													
1	30	50	1	1,510	NR	-	-	-	-	-	-	-	-
2	30	96	1,241	2,888	251	8,718	638	-	-	-	-	-	-

⁴NI indicates never installed. I indicates installed but never used.

⁵NR indicates not reported or could not be determined.

⁶Motions: G = Granted, D = Denied, P = Pending.

* This wiretap was terminated during 1998 or earlier, but was not reported at that time because it was part of an ongoing investigation.

**This wiretap was terminated during 1999, but was not reported at that time because it was part of an ongoing investigation.

TABLE A-1
UNITED STATES DISTRICT COURTS

CALENDAR YEAR 2000

**REPORT BY JUDGES OF COURT-AUTHORIZED INTERCEPTS OF WIRE, ORAL, OR ELECTRONIC COMMUNICATIONS
PURSUANT TO 18 U.S.C. 2519**

A.O. Number	Authorizing Official		Offense Specified	Intercept		Date of Application	Authorized Length		
	Judge	Attorney General ¹		Type ²	Location ³		Original Order (Days)	Number of Extensions	Total Length (Days)
PENNSYLVANIA, EASTERN (CONTINUED)									
3	BRODY	KEENEY	NARCOTICS	WS,WC	B,D	07/17/00	30	-	30
4	BRODY	DIGREGORY	NARCOTICS	WC	D	08/14/00	30	1	60
5	PADOVA	KEENEY	NARCOTICS	WC	D	09/27/00	30	2	90
673**	YOHN	WARREN	NARCOTICS	WC	D	04/07/99	30	-	30
674**	BARTLE	WARREN	NARCOTICS	WC	D	10/18/99	30	1	60
675**	YOHN	ROBINSON	NARCOTICS	WC	D	12/15/99	30	-	30
PENNSYLVANIA, MIDDLE									
1	VANASKIE	WARREN	NARCOTICS	WS	H	12/13/99	30	1	60
2	VANASKIE	WARREN	NARCOTICS	WC	D	01/10/00	30	-	30
3	MUNLEY	KEENEY	CONSPIRACY	WC	D	04/04/00	30	-	30
4	MUNLEY	KEENEY	CONSPIRACY	WS	B	05/15/00	30	-	30
PENNSYLVANIA, WESTERN									
1	MCLAUGHLIN	WARREN	RACKETEERING	OM	O	02/08/99	30	12	390
2	MCLAUGHLIN	PICCININI	NARCOTICS	ED	R	02/25/00	30	1	60
3	MCLAUGHLIN	WARREN	RACKETEERING	OM	O	10/04/00	30	-	30
PUERTO RICO									
1	CASELLAS	GERSHEL	NARCOTICS	WC	D	01/24/00	30	-	30
2	JIMENEZ	VASQUEZ	NARCOTICS	WC	D	02/11/00	30	-	30
3	DOMINGUEZ	KEENEY	NARCOTICS	WC	D	03/15/00	30	1	38
4	JIMENEZ	WARREN	NARCOTICS	WC	D	03/16/00	30	-	30
5	JIMENEZ	KEENEY	NARCOTICS	WC	D	05/24/00	30	-	30
6	DOMINGUEZ	GERSHEL	NARCOTICS	WC	D	07/27/00	30	-	30
7	GIMENEZ	WARREN	NARCOTICS	WC	D	07/31/00	30	-	30
8	DOMINGUEZ	KEENEY	NARCOTICS	WC	D	08/17/00	30	-	30
9	DOMINGUEZ	KEENEY	CONSPIRACY	OM	O	09/25/00	30	-	30
10	LAFFITTE	DIGREGORY	ROBBERY	WC	D	09/29/00	30	-	30
569*	FUSTE	WARREN	NARCOTICS	WC	D	05/12/98	30	-	30
SOUTH CAROLINA									
1	HERLONG	KEENEY	RACKETEERING	WS	H,B	08/01/00	30	1	60
2	DUFFY	WARREN	NARCOTICS	WC	D	09/25/00	30	1	60

¹ The attorney general or designee authorized the filing of the reported applications under the provisions of 18 U.S.C. 2516.

² Type: WS = Standard Telephone (Wire), WC = Cellular or Mobile Telephone (Wire), WO = Other (Wire), OM = Microphone (Oral), OO = Other (Oral), ED = Digital Pager (Electronic), EE = Computer or E-Mail (Electronic), EF = Fax Machine (Electronic), EO = Other (Electronic).

³ Location: H = Personal Residence, B = Business, A = Public Area, D = Portable Device, O = Other Location, R = Roaming (Relaxed Specification Order), N = Not Specified.

TABLE A-1
UNITED STATES DISTRICT COURTS

CALENDAR YEAR 2000

**REPORT BY PROSECUTORS OF COURT-AUTHORIZED INTERCEPTS OF WIRE, ORAL, OR ELECTRONIC COMMUNICATIONS
PURSUANT TO 18 U.S.C. 2519**

A.O. Number	Number of Days In Operation ⁴	Average Inter- cepts per Day	Number of ⁵			Costs		Number of					
			Persons Inter- cepted	Intercepts	Incrim- inating Intercepts	Total Cost in \$	Other Than Manpower in \$	Arrests	Trials	Motions to Suppress Intercepts ⁶			Persons Con- victed
										G	D	P	
PENNSYLVANIA, EASTERN (CONTINUED)													
3	30	70	25	2,103	85	18,874	185	-	-	-	-	-	-
4	60	20	21	1,222	123	53,032	90	-	-	-	-	-	-
5	90	66	103	5,944	948	105,222	200	-	-	-	-	-	-
673**	7	-	3	3	-	6,801	235	-	-	-	-	-	-
674**	58	33	54	1,940	1,014	37,109	4,782	-	-	-	-	-	-
675**	15	-	-	-	-	5,876	25	-	-	-	-	-	-
PENNSYLVANIA, MIDDLE													
1	51	30	38	1,518	137	119,411	1,080	25	-	-	-	-	5
2	23	5	13	107	13	19,087	1,604	RELATED TO NO. 1					
3	30	23	46	686	180	23,755	800	RELATED TO NO. 4					
4	20	33	28	663	99	32,793	500	8	-	-	-	-	-
PENNSYLVANIA, WESTERN													
1	15	1	14	15	15	12,442	-	-	-	-	-	-	-
2	60	5	NR	286	NR	423	-	-	-	-	-	-	-
3	1	1	3	1	1	7,717	2,020	-	-	-	-	-	-
PUERTO RICO													
1	10	35	7	353	172	13,305	1,650	-	-	-	-	-	-
2	30	14	10	416	62	69,600	15,000	23	-	-	-	-	-
3	38	51	22	1,937	444	45,238	4,500	-	-	-	-	-	-
4	4	-	-	-	-	11,240	5,000	RELATED TO NO. 2					
5	20	15	10	296	46	51,390	15,000	RELATED TO NO. 2					
6	27	24	20	657	247	RELATED TO NO. 3							
7	29	86	47	2,503	313	31,193	1,500	-	-	-	-	-	-
8	NI	-	-	-	-	-	-	-	-	-	-	-	-
9	7	1	3	7	-	5,126	2,300	-	-	-	-	-	-
10	28	57	9	1,609	156	29,560	1,800	-	-	-	-	-	-
569*	22	7	3	144	4	24,000	4,000	-	-	-	-	-	-
SOUTH CAROLINA													
1	60	26	92	1,535	319	20,305	1,106	-	-	-	-	-	-
2	36	100	29	3,584	536	35,533	2,400	-	-	-	-	-	-

⁴NI indicates never installed. I indicates installed but never used.

⁵NR indicates not reported or could not be determined.

⁶Motions: G = Granted, D = Denied, P = Pending.

* This wiretap was terminated during 1998 or earlier, but was not reported at that time because it was part of an ongoing investigation.

**This wiretap was terminated during 1999, but was not reported at that time because it was part of an ongoing investigation.

TABLE A-1
UNITED STATES DISTRICT COURTS

CALENDAR YEAR 2000

**REPORT BY JUDGES OF COURT-AUTHORIZED INTERCEPTS OF WIRE, ORAL, OR ELECTRONIC COMMUNICATIONS
PURSUANT TO 18 U.S.C. 2519**

A.O. Number	Authorizing Official		Offense Specified	Intercept		Date of Application	Authorized Length		
	Judge	Attorney General ¹		Type ²	Location ³		Original Order (Days)	Number of Extensions	Total Length (Days)
SOUTH CAROLINA (CONTINUED)									
3	DUFFY	SHEALY	NARCOTICS	WC	D	11/08/00	30	-	30
4	DUFFY	SHEALY	NARCOTICS	WC	D	11/24/00	30	-	30
TENNESSEE, MIDDLE									
1	ECHOLS	KEENEY	NARCOTICS	WC	D	09/07/00	30	1	60
2	ECHOLS	WARREN	NARCOTICS	WC	D	09/27/00	30	-	30
TENNESSEE, WESTERN									
1	GIBBONS	WARREN	NARCOTICS	WS	H	03/07/00	30	-	30
2	MCCALLA	KEENEY	NARCOTICS	WC	D	05/03/00	30	1	60
TEXAS, NORTHERN									
1	MALONEY	MCMURREY	NARCOTICS	ED	D	11/08/99	30	4	150
2	MALONEY	WARREN	NARCOTICS	WC	D	11/10/99	30	2	90
3	MEANS	KEENEY	NARCOTICS	WC	D	12/23/99	30	-	30
4	MEANS	WARREN	NARCOTICS	WC	D	12/23/99	30	2	90
5	SANDERS	WARREN	NARCOTICS	WC	D	01/14/00	30	1	60
6	FISH	GERSHEL	NARCOTICS	WC	D	03/08/00	30	-	30
7	FISH	KEENEY	NARCOTICS	WC	D	04/11/00	30	1	60
8	FITZWATER	DIGREGORY	NARCOTICS	WC	D	05/11/00	30	-	30
9	FITZWATER	WARREN	NARCOTICS	WC	D	06/06/00	30	-	30
676**	FITZWATER	DIGREGORY	NARCOTICS	WS	B	11/06/98	30	5	180
677**	SOLIS	KEENEY	NARCOTICS	WC	D	01/19/99	30	4	150
678**	BUCHMEYER	ROSS	NARCOTICS	WS	H	06/01/99	30	-	30
679**	KENDALL	ROSS	NARCOTICS	WC	D	09/20/99	30	-	30
680**	MALONEY	SIMS	NARCOTICS	ED	D	11/10/99	30	-	30
TEXAS, EASTERN									
1	BROWN	KEENEY	NARCOTICS	WC	D	07/16/99	30	5	180
2	BROWN	HOROWITZ	NARCOTICS	WC	D	09/29/99	30	2	90
3	BROWN	DIGREGORY	NARCOTICS	WC	D	01/03/00	30	-	30
4	BROWN	GERSHEL	NARCOTICS	WC	D	02/04/00	30	2	90
5	BROWN	KEENEY	NARCOTICS	WC	D	03/13/00	30	-	30
681**	BROWN	WARREN	NARCOTICS	WC	D	06/24/99	30	3	120

¹ The attorney general or designee authorized the filing of the reported applications under the provisions of 18 U.S.C. 2516.

² Type: WS = Standard Telephone (Wire), WC = Cellular or Mobile Telephone (Wire), WO = Other (Wire), OM = Microphone (Oral), OO = Other (Oral), ED = Digital Pager (Electronic), EE = Computer or E-Mail (Electronic), EF = Fax Machine (Electronic), EO = Other (Electronic).

³ Location: H = Personal Residence, B = Business, A = Public Area, D = Portable Device, O = Other Location, R = Roaming (Relaxed Specification Order), N = Not Specified.

TABLE A-1
UNITED STATES DISTRICT COURTS

CALENDAR YEAR 2000

**REPORT BY PROSECUTORS OF COURT-AUTHORIZED INTERCEPTS OF WIRE, ORAL, OR ELECTRONIC COMMUNICATIONS
PURSUANT TO 18 U.S.C. 2519**

A.O. Number	Number of Days In Operation ⁴	Average Intercepts per Day	Number of ⁵			Costs		Number of					
			Persons Intercepted	Intercepts	Incriminating Intercepts	Total Cost in \$	Other Than Manpower in \$	Arrests	Trials	Motions to Suppress Intercepts ⁶			Persons Convicted
										G	D	P	
SOUTH CAROLINA (CONTINUED)													
3	16	91	162	1,454	116	69,896	14,600	3	-	-	-	-	-
4	20	73	162	1,454	116	37,640	14,600	RELATED TO NO. 3					
TENNESSEE, MIDDLE													
1	48	16	54	755	226	102,885	600	22	-	-	-	-	-
2	28	64	58	1,800	855	RELATED TO NO. 1							
TENNESSEE, WESTERN													
1	29	32	10	937	25	163,760	200	-	-	-	-	-	-
2	60	50	30	3,000	630	147,524	3,500	-	-	-	-	-	-
TEXAS, NORTHERN													
1	141	4	176	582	478	1,199	-	-	-	-	-	-	-
2	74	10	47	742	170	67,036	-	4	-	-	-	-	-
3	29	42	80	1,224	325	38,070	1,026	-	-	-	-	-	-
4	78	65	144	5,031	483	101,404	481	-	-	-	-	-	-
5	58	7	59	409	56	RELATED TO NO. 9							
6	30	54	109	1,634	485	RELATED TO NO. 9							
7	51	61	129	3,087	568	RELATED TO NO. 9							
8	NI	-	-	-	-	-	-	-	-	-	-	-	-
9	30	26	101	773	336	163,538	20,000	28	-	-	-	-	26
676**	180	19	25	3,477	204	174,480	6,000	6	-	-	-	-	6
677**	150	13	25	2,018	321	147,900	7,500	-	-	-	-	-	-
678**	30	5	35	143	22	39,140	1,700	-	-	-	-	-	-
679**	30	28	54	850	25	39,140	1,700	-	-	-	-	-	-
680**	27	1	8	20	2	RELATED TO NO. 2							
TEXAS, EASTERN													
1	178	78	409	13,922	8,273	RELATED TO NO. 4							
2	88	71	232	6,264	3,760	RELATED TO NO. 4							
3	27	39	107	1,042	569	RELATED TO NO. 4							
4	86	25	123	2,131	1,438	2,044,702	38,250	28	-	-	-	-	-
5	30	22	51	673	369	RELATED TO NO. 4							
681**	99	55	236	5,419	1,523	RELATED TO NO. 4							

⁴NI indicates never installed. I indicates installed but never used.

⁵NR indicates not reported or could not be determined.

⁶Motions: G = Granted, D = Denied, P = Pending.

* This wiretap was terminated during 1998 or earlier, but was not reported at that time because it was part of an ongoing investigation.

**This wiretap was terminated during 1999, but was not reported at that time because it was part of an ongoing investigation.

TABLE A-1
UNITED STATES DISTRICT COURTS

CALENDAR YEAR 2000

**REPORT BY JUDGES OF COURT-AUTHORIZED INTERCEPTS OF WIRE, ORAL, OR ELECTRONIC COMMUNICATIONS
PURSUANT TO 18 U.S.C. 2519**

A.O. Number	Authorizing Official		Offense Specified	Intercept		Date of Application	Authorized Length		
	Judge	Attorney General ¹		Type ²	Location ³		Original Order (Days)	Number of Extensions	Total Length (Days)
TEXAS, SOUTHERN									
1	KAZEN	DIGREGORY	NARCOTICS	WC	D	11/29/99	30	2	90
2	VELA	WARREN	NARCOTICS	WC	D	11/30/99	30	2	90
3	HINOJOSA	KEENEY	NARCOTICS	WC	D	12/07/99	30	1	60
4	VELA	KEENEY	NARCOTICS	WC	D	12/31/99	30	1	60
5	KAZEN	ROBINSON	NARCOTICS	WC	D	02/16/00	30	1	60
6	GILMORE	KEENEY	NARCOTICS	WS	H	03/16/00	30	3	120
7	ATLAS	KEENEY	NARCOTICS	WC	D	04/21/00	30	2	90
8	JACK	KEENEY	NARCOTICS	WC	D	04/28/00	30	1	60
9	HINOJOSA	GERSHEL	NARCOTICS	WS,WC	H,D	05/05/00	30	1	60
10	TAGLE	KEENEY	FRAUD	OM	O	06/02/00	30	-	30
11	HITTNER	KEENEY	SMUGGLING	WS,EF	H,D	06/08/00	30	-	30
12	HITTNER	HIPPARD	NARCOTICS	ED	D	06/09/00	30	-	30
13	HINOJOSA	WARREN	NARCOTICS	WC	D	06/26/00	30	-	30
14	HITTNER	WARREN	SMUGGLING	WC	D	06/27/00	30	-	30
15	HOYT	DIGREGORY	NARCOTICS	WC	D	07/13/00	30	-	30
16	HOYT	DIGREGORY	NARCOTICS	WC	D	07/14/00	30	1	60
17	HINOJOSA	TREVINO	NARCOTICS	WC	D	08/02/00	30	-	30
18	HITTNER	SWARTZ	SMUGGLING	WC	D	08/04/00	30	-	30
19	LAKE	KEENEY	NARCOTICS	WC	D	08/11/00	30	1	60
20	HINOJOSA	KEENEY	NARCOTICS	WC	D	08/11/00	30	1	60
21	LAKE	WARREN	NARCOTICS	WS,WC	H,D	08/16/00	30	-	30
22	LAKE	HIPPARD	NARCOTICS	ED	D	08/25/00	30	-	30
23	LAKE	KEENEY	NARCOTICS	WC	D	08/28/00	30	1	60
24	HARMON	WARREN	NARCOTICS	WC	D	09/13/00	30	-	30
25	WERLEIN	WARREN	NARCOTICS	WC	D	10/03/00	30	1	60
26	HINOJOSA	GERSHEL	NARCOTICS	WC	D	10/03/00	30	-	30
27	WERLEIN	WARREN	NARCOTICS	WC	D	10/17/00	30	1	60
28	TAGLE	DIGREGORY	NARCOTICS	ED	D	10/26/00	30	-	30
29	WERLEIN	DIGREGORY	NARCOTICS	WC	D	10/30/00	30	-	30
30	HINOJOSA	WARREN	NARCOTICS	WC	D	11/20/00	30	-	30

¹ The attorney general or designee authorized the filing of the reported applications under the provisions of 18 U.S.C. 2516.

² Type: WS = Standard Telephone (Wire), WC = Cellular or Mobile Telephone (Wire), WO = Other (Wire), OM = Microphone (Oral), OO = Other (Oral), ED = Digital Pager (Electronic), EE = Computer or E-Mail (Electronic), EF = Fax Machine (Electronic), EO = Other (Electronic).

³ Location: H = Personal Residence, B = Business, A = Public Area, D = Portable Device, O = Other Location, R = Roaming (Relaxed Specification Order), N = Not Specified.

TABLE A-1
UNITED STATES DISTRICT COURTS

CALENDAR YEAR 2000

**REPORT BY PROSECUTORS OF COURT-AUTHORIZED INTERCEPTS OF WIRE, ORAL, OR ELECTRONIC COMMUNICATIONS
PURSUANT TO 18 U.S.C. 2519**

A.O. Number	Number of Days in Operation ⁴	Average Intercepts per Day	Number of ⁵			Costs		Number of					
			Persons Intercepted	Intercepts	Incriminating Intercepts	Total Cost in \$	Other Than Manpower in \$	Arrests	Trials	Motions to Suppress Intercepts ⁶			Persons Convicted
										G	D	P	
TEXAS, SOUTHERN													
1	71	9	32	642	140	99,340	4,680	6	-	-	-	-	-
2	90	89	54	7,980	417	125,667	23,848	-	-	-	-	-	-
3	60	60	132	3,604	135	7,690	2,837	-	-	-	-	-	-
4	60	137	55	8,208	739	83,932	15,899	-	-	-	-	-	-
5	60	10	8	623	85	133,626	12,148	-	-	-	-	-	-
6	118	19	34	2,191	143	190,399	2,380	-	-	-	-	-	-
7	88	66	200	5,844	1,982	106,938	-	5	-	-	-	-	2
8	51	8	36	419	153	114,358	3,000	-	-	-	-	-	-
9	31	220	107	6,805	170	100,000	5,000	-	-	-	-	-	-
10	25	2	33	60	22	17,579	1,500	-	-	-	-	-	-
11	30	10	32	295	51	107,100	1,300	-	-	-	-	-	-
12	30	-	-	-	-	880	-	-	-	-	-	-	-
13	23	93	73	2,136	250	100,000	5,000	-	-	-	-	-	-
14	11	7	21	75	31	115,300	1,300	-	-	-	-	-	-
15	30	55	21	1,636	364	61,248	1,200	-	-	-	-	-	-
16	56	23	44	1,278	520	106,020	2,800	-	-	-	-	-	-
17	29	27	15	771	77	320,814	175,350	2	-	-	-	-	-
18	30	7	35	220	94	124,300	1,300	-	-	-	-	-	-
19	60	19	66	1,167	252	65,520	1,530	-	-	-	-	-	-
20	55	69	119	3,804	613	179,000	89,000	14	-	-	-	-	-
21	I	-	-	-	-	-	-	-	-	-	-	-	-
22	30	-	-	-	-	2,217	-	-	-	-	-	-	-
23	39	63	26	2,467	613	61,669	1,525	-	-	-	-	-	-
24	30	13	10	401	66	26,009	740	-	-	-	-	-	-
25	60	55	22	3,296	682	73,955	1,575	-	-	-	-	-	-
26	15	35	53	521	347	48,300	19,500	RELATED TO NO. 20					
27	60	39	40	2,322	484	88,190	1,630	-	-	-	-	-	-
28	29	50	39	1,454	340	46,830	1,500	-	-	-	-	-	-
29	I	-	-	-	-	720	275	-	-	-	-	-	-
30	24	27	39	644	301	71,340	19,500	RELATED TO NO. 20					

⁴NI indicates never installed. I indicates installed but never used.

⁵NR indicates not reported or could not be determined.

⁶Motions: G = Granted, D = Denied, P = Pending.

* This wiretap was terminated during 1998 or earlier, but was not reported at that time because it was part of an ongoing investigation.

**This wiretap was terminated during 1999, but was not reported at that time because it was part of an ongoing investigation.

TABLE A-1
UNITED STATES DISTRICT COURTS

CALENDAR YEAR 2000

**REPORT BY JUDGES OF COURT-AUTHORIZED INTERCEPTS OF WIRE, ORAL, OR ELECTRONIC COMMUNICATIONS
PURSUANT TO 18 U.S.C. 2519**

A.O. Number	Authorizing Official		Offense Specified	Intercept		Date of Application	Authorized Length		
	Judge	Attorney General ¹		Type ²	Location ³		Original Order (Days)	Number of Extensions	Total Length (Days)
TEXAS, SOUTHERN (CONTINUED)									
31	HUGHES	SWARTZ	SMUGGLING	WC	D	11/24/00	30	-	30
32	ROSENTHAL	KEENEY	NARCOTICS	WS,WC	H,D	11/27/00	30	-	30
682**	LAKE	HOROWITZ	NARCOTICS	WC	D	02/11/99	30	4	150
TEXAS, WESTERN									
1	HUDSPETH	WARREN	NARCOTICS	WC	D	12/20/99	30	2	90
2	BIERY	DIGREGORY	NARCOTICS	WS	B	03/01/00	30	-	30
3	PRADO	KEENEY	NARCOTICS	WS	H	03/17/00	30	-	30
4	BIERY	WARREN	NARCOTICS	WC	D	03/30/00	30	-	30
5	BRIONES	KEENEY	NARCOTICS	WC	D	08/18/00	30	-	30
6	BRIONES	GERSHEL	NARCOTICS	WC	D	09/20/00	30	-	30
7	BRIONES	DIGREGORY	NARCOTICS	WC	D	10/04/00	30	1	60
683**	HUDSPETH	KEENEY	\$LAUNDERING	WC	D	10/26/99	30	-	30
684**	BRIONES	KEENEY	NARCOTICS	WC	D	10/27/99	30	1	60
UTAH									
1	KIMBALL	SWARTZ	NARCOTICS	WS	H	01/27/00	30	-	30
2	KIMBALL	KEENEY	NARCOTICS	WC	D	03/16/00	30	1	60
3	KIMBALL	KEENEY	NARCOTICS	WC	D	03/16/00	30	2	90
4	KIMBALL	KEENEY	NARCOTICS	WC	D	04/25/00	30	1	60
5	KIMBALL	WARREN	NARCOTICS	WC	D	05/05/00	30	1	60
VIRGINIA, EASTERN									
1	HILTON	GERSHEL	THEFT	WC	D	10/18/00	30	-	30
685**	SPENCER	HOROWITZ	NARCOTICS	WC	D	10/29/99	30	1	60
WISCONSIN, EASTERN									
1	CURRAN	SANDERS	NARCOTICS	WC	D	04/12/00	30	1	60
2	CLEVERT	GONZALES	NARCOTICS	WS	H	08/18/00	30	-	30
3	RANDA	GERSHEL	NARCOTICS	WS,WC	H,D	09/06/00	30	-	30
4	RANDA	KEENEY	NARCOTICS	WS,WC	H,D	10/31/00	30	-	30
WISCONSIN, WESTERN									
1	SHABAZ	DIGREGORY	NARCOTICS	WC	D	05/08/00	30	-	30

¹ The attorney general or designee authorized the filing of the reported applications under the provisions of 18 U.S.C. 2516.

² Type: WS = Standard Telephone (Wire), WC = Cellular or Mobile Telephone (Wire), WO = Other (Wire), OM = Microphone (Oral), OO = Other (Oral), ED = Digital Pager (Electronic), EE = Computer or E-Mail (Electronic), EF = Fax Machine (Electronic), EO = Other (Electronic).

³ Location: H = Personal Residence, B = Business, A = Public Area, D = Portable Device, O = Other Location, R = Roaming (Relaxed Specification Order), N = Not Specified.

TABLE A-1
UNITED STATES DISTRICT COURTS

CALENDAR YEAR 2000

**REPORT BY PROSECUTORS OF COURT-AUTHORIZED INTERCEPTS OF WIRE, ORAL, OR ELECTRONIC COMMUNICATIONS
PURSUANT TO 18 U.S.C. 2519**

A.O. Number	Number of Days In Oper-ation ⁴	Average Inter-cepts per Day	Number of ⁵			Costs		Number of					
			Persons Inter-cepted	Intercepts	Incrim-inating Intercepts	Total Cost in \$	Other Than Manpower in \$	Arrests	Trials	Motions to Suppress Intercepts ⁶			Persons Con- victed
										G	D	P	
TEXAS, SOUTHERN (CONTINUED)													
31	10	4	15	38	17	143,300	1,300	-	-	-	-	-	-
32	26	196	26	5,087	537	43,632	2,950	-	-	-	-	-	-
682**	107	28	327	2,984	851	228,381	98,781	-	-	-	-	-	-
TEXAS, WESTERN													
1	81	43	219	3,449	424	38,489	22,000	6	-	-	-	-	-
2	30	24	43	719	29	189,960	3,000	8	1	-	-	-	8
3	18	12	35	218	2	RELATED TO NO. 2							
4	29	53	1,534	3,068	614	145,000	3,000	22	-	-	-	-	22
5	21	55	77	1,150	269	9,053	5,200	-	-	-	-	-	-
6	16	45	60	721	92	6,004	800	1	-	-	-	-	-
7	48	42	41	2,035	286	30,063	22,000	6	-	-	-	-	-
683**	30	2	16	65	23	5,793	458	-	-	-	-	-	-
684**	57	57	65	3,232	490	10,349	312	-	-	-	-	-	-
UTAH													
1	16	53	49	855	181	21,768	1,030	8	-	-	-	-	3
2	60	15	55	921	239	40,071	11,440	RELATED TO NO. 5					
3	75	44	205	3,305	913	90,730	2,060	RELATED TO NO. 5					
4	45	96	197	4,334	1,002	RELATED TO NO. 3		RELATED TO NO. 5					
5	45	70	185	3,152	905	36,655	701	19	-	-	-	-	-
VIRGINIA, EASTERN													
1	30	36	99	1,088	271	21,164	691	-	-	-	-	-	-
685**	43	8	20	356	181	103,131	2,000	19	-	-	-	-	-
WISCONSIN, EASTERN													
1	60	65	50	3,900	121	129,000	115,000	20	-	-	-	-	-
2	30	41	35	1,230	212	64,646	35,500	30	-	-	-	-	-
3	22	72	67	1,584	138	25,743	781	-	-	-	-	-	-
4	30	64	129	1,906	140	28,970	790	-	-	-	-	-	-
WISCONSIN, WESTERN													
1	30	224	500	6,720	2,589	13,303	2,229	-	-	-	-	-	-

⁴NI indicates never installed. I indicates installed but never used.

⁵NR indicates not reported or could not be determined.

⁶Motions: G = Granted, D = Denied, P = Pending.

* This wiretap was terminated during 1998 or earlier, but was not reported at that time because it was part of an ongoing investigation.

**This wiretap was terminated during 1999, but was not reported at that time because it was part of an ongoing investigation.

TABLE A-2
UNITED STATES DISTRICT COURTS

CALENDAR YEAR 2000

**SUPPLEMENTARY REPORT BY PROSECUTORS FOR INTERCEPTS TERMINATED IN CALENDAR YEAR 1994
AS OF DECEMBER 31, 2000**

U.S. District Court	A.O. Report Number in 1994 Report*	Date of Application	Additional Activity During Calendar Year 2000							
			Cost in \$	Persons Arrested	Trials Completed	Motions to Suppress Intercepts**			Persons Con- victed	Offense for Which Convicted
						G	D	P		
ILLINOIS, NORTHERN										
	164	05/26/1994	-	1	-	-	-	-	1	RACKETEERING
NEW YORK, WESTERN										
	418)	08/10/1994	-	-	-	-	-	-	-	

*Report numbers followed by parentheses indicate reports linked to other wiretaps involving the same investigation.

**Motions: G = Granted, D = Denied, P = Pending.

TABLE A-2
UNITED STATES DISTRICT COURTS

CALENDAR YEAR 2000

SUPPLEMENTARY REPORT BY PROSECUTORS FOR INTERCEPTS TERMINATED IN CALENDAR YEAR 1995
AS OF DECEMBER 31, 2000

U.S. District Court	A.O. Report Number in 1995 Report*	Date of Application	Additional Activity During Calendar Year 2000							Persons Con- victed	Offense for Which Convicted
			Cost in \$	Persons Arrested	Trials Completed	Motions to Suppress Intercepts**					
						G	D	P			
CALIFORNIA, NORTHERN											
	39	02/28/1995	-	-	-	-	-	-	1	NARCOTICS	
	40	03/06/1995	-	11	-	-	-	-	1	NARCOTICS	
CALIFORNIA, CENTRAL											
	81	08/18/1995	-	2	-	-	-	-	-		
HAWAII											
	158	12/02/1994	-	-	-	-	-	-	2	NARCOTICS	
ILLINOIS, NORTHERN											
	161	02/28/1994	-	-	1	-	1	-	2	RACKETEERING	
	162)	03/30/1994	-	-	-	-	-	-	-		
	163)	04/29/1994	-	-	-	-	-	-	-		
MICHIGAN, EASTERN											
	236	06/08/1995	-	-	-	-	-	-	5	NARCOTICS	
	240)	06/30/1995	-	-	-	-	-	-	-		
	241)	08/10/1995	-	-	-	-	-	-	-		
	246)	09/25/1995	-	-	-	-	-	-	-		
	248)	10/10/1995	-	-	-	-	-	-	-		
	249)	10/24/1995	-	-	-	-	-	-	-		
NEW YORK, SOUTHERN											
	365	07/25/1995	-	1	-	-	1	-	-		
TEXAS, NORTHERN											
	467	12/19/1994	-	-	-	-	-	-	4	FRAUD	
	479	11/15/1995	-	-	-	-	-	-	1	NARCOTICS	
WASHINGTON, WESTERN											
	520	05/11/1995	-	1	4	-	-	-	1	NARCOTICS	

*Report numbers followed by parentheses indicate reports linked to other wiretaps involving the same investigation.

**Motions: G = Granted, D = Denied, P = Pending.

SUPPLEMENTARY REPORT BY PROSECUTORS FOR INTERCEPTS TERMINATED IN CALENDAR YEAR 1996
AS OF DECEMBER 31, 2000

U.S. District Court	A.O. Report Number in 1996 Report*	Date of Application	Additional Activity During Calendar Year 2000							
			Cost in \$	Persons Arrested	Trials Completed	Motions to Suppress Intercepts**			Persons Con- victed	Offense for Which Convicted
						G	D	P		
CALIFORNIA, NORTHERN										
	36	01/30/1996	-	-	-	-	-	-	5	RACKETEERING
	42	05/02/1996	-	-	-	-	-	-	9	NARCOTICS
CONNECTICUT										
	134)	11/07/1996	-	-	-	-	-	-	-	
FLORIDA, SOUTHERN										
	195	10/01/1996	-	1	-	-	-	-	1	NARCOTICS
ILLINOIS, NORTHERN										
	210)	03/14/1996	-	-	-	-	-	-	-	
	211)	04/30/1996	-	-	-	-	-	-	-	
LOUISIANA, EASTERN										
	236	12/19/1995	-	10	-	-	-	-	6	CONSPIRACY
MARYLAND										
	256	04/24/1996	-	-	-	-	-	-	1	\$LAUNDERING
MICHIGAN, EASTERN										
	280)	06/10/1996	-	-	-	-	-	-	-	
	281	06/28/1996	-	3	-	-	-	-	-	
NEW YORK, WESTERN										
	427	02/16/1996	-	-	-	-	-	-	8	NARCOTICS
	431	04/05/1996	-	-	-	-	-	-	1	NARCOTICS
	432)	04/29/1996	-	-	-	-	-	-	-	
OHIO, NORTHERN										
	448)	03/04/1996	-	-	-	-	-	-	-	
	455	05/10/1996	-	2	-	-	-	-	2	RACKETEERING
WASHINGTON, WESTERN										
	577	11/15/1995	-	-	7	-	-	-	1	NARCOTICS

*Report numbers followed by parentheses indicate reports linked to other wiretaps involving the same investigation.

**Motions: G = Granted, D = Denied, P = Pending.

TABLE A-2
UNITED STATES DISTRICT COURTS

CALENDAR YEAR 2000

SUPPLEMENTARY REPORT BY PROSECUTORS FOR INTERCEPTS TERMINATED IN CALENDAR YEAR 1997
AS OF DECEMBER 31, 2000

U.S. District Court	A.O. Report Number in 1997 Report*	Date of Application	Additional Activity During Calendar Year 2000								
			Cost in \$	Persons Arrested	Trials Completed	Motions to Suppress Intercepts**			Persons Con- victed	Offense for Which Convicted	
						G	D	P			
ARIZONA											
	8)	02/01/1996	-	-	-	-	-	-	-		
	9	02/02/1996	-	12	-	-	-	-	4		GAMBLING
	12)	10/02/1996	-	-	-	-	-	-	-		
	16)	12/16/1996	-	-	-	-	-	-	-		
	20)	03/13/1997	-	-	-	-	-	-	-		
CALIFORNIA, NORTHERN											
	39	07/11/1997	-	-	-	-	-	-	10		NARCOTICS
CALIFORNIA, EASTERN											
	46	07/11/1997	-	1	1	-	-	-	8		NARCOTICS
	47	07/25/1997	-	1	1	-	-	-	7		NARCOTICS
CALIFORNIA, CENTRAL											
	76)	03/03/1997	-	-	-	-	-	-	-		
	91)	06/10/1997	-	-	-	-	-	-	-		
	96	07/17/1997	-	19	-	-	-	-	17		NARCOTICS
CALIFORNIA, SOUTHERN											
	121	06/04/1997	-	1	-	-	-	-	1		NARCOTICS
CONNECTICUT											
	135)	11/19/1996	-	-	-	-	-	-	-		
	138	03/12/1997	-	1	-	-	-	-	-		
	141)	07/28/1997	-	-	-	-	-	-	-		
	142	08/08/1997	-	-	-	-	-	-	1		NARCOTICS
	145	10/17/1997	-	-	-	-	-	-	3		NARCOTICS
GEORGIA, MIDDLE											
	203	01/02/1996	-	5	-	-	-	-	-		
ILLINOIS, NORTHERN											
	206	01/02/1996	-	5	-	-	-	-	-		
	207)	09/20/1996	-	-	-	-	-	-	-		
	231	08/06/1997	-	-	-	-	-	-	4		NARCOTICS
	233)	11/06/1997	-	-	-	-	-	-	-		

*Report numbers followed by parentheses indicate reports linked to other wiretaps involving the same investigation.

**Motions: G = Granted, D = Denied, P = Pending.

TABLE A-2
UNITED STATES DISTRICT COURTS

CALENDAR YEAR 2000

SUPPLEMENTARY REPORT BY PROSECUTORS FOR INTERCEPTS TERMINATED IN CALENDAR YEAR 1997
AS OF DECEMBER 31, 2000

U.S. District Court	A.O. Report Number in 1997 Report*	Date of Application	Additional Activity During Calendar Year 2000							Persons Convicted	Offense for Which Convicted
			Cost in \$	Persons Arrested	Trials Completed	Motions to Suppress Intercepts**					
						G	D	P			
LOUISIANA, MIDDLE											
	257)	10/18/1996	-	-	-	-	-	-	-		
	258)	12/06/1996	-	-	-	-	-	-	-		
	259	04/16/1997	-	1	2	3	2	1	17		RACKETEERING
LOUISIANA, WESTERN											
	260)	06/26/1996	-	-	-	-	-	-	-		
MICHIGAN, EASTERN											
	282	01/31/1997	-	-	1	-	-	-	1		NARCOTICS
	287	09/29/1997	-	5	-	-	-	-	-		
	288)	10/24/1997	-	-	-	-	-	-	-		
MISSOURI, EASTERN											
	297	10/09/1996	-	-	-	-	-	-	4		RACKETEERING
	298)	12/06/1996	-	-	-	-	-	-	-		
	299)	01/24/1997	-	-	-	-	-	-	-		
	304)	05/08/1997	-	-	-	-	-	-	-		
NEW JERSEY											
	314	04/22/1997	-	2	1	-	-	-	9		NARCOTICS
NEW YORK, SOUTHERN											
	377	01/31/1997	-	1	-	-	-	-	1		\$LAUNDERING
	379	02/10/1997	-	1	-	-	-	-	-		
	401	08/08/1997	-	3	-	-	-	-	-		
	403	08/29/1997	-	5	-	-	-	-	1		NARCOTICS
	409	10/31/1997	-	12	-	-	-	-	5		\$LAUNDERING
NEW YORK, WESTERN											
	423	05/05/1997	-	8	-	-	-	-	-		
	425)	05/23/1997	-	-	-	-	-	-	-		
	429)	07/07/1997	-	-	-	-	-	-	-		
OHIO, SOUTHERN											
	456	07/25/1997	-	-	-	-	-	-	3		NARCOTICS
PUERTO RICO											
	476	04/03/1997	-	21	-	1	1	-	19		NARCOTICS
	478)	06/24/1997	-	-	-	-	-	-	-		
	485	09/10/1997	-	8	2	-	-	-	2		NARCOTICS

*Report numbers followed by parentheses indicate reports linked to other wiretaps involving the same investigation.

**Motions: G = Granted, D = Denied, P = Pending.

TABLE A-2
UNITED STATES DISTRICT COURTS

CALENDAR YEAR 2000

**SUPPLEMENTARY REPORT BY PROSECUTORS FOR INTERCEPTS TERMINATED IN CALENDAR YEAR 1997
AS OF DECEMBER 31, 2000**

U.S. District Court	A.O. Report Number in 1997 Report*	Date of Application	Additional Activity During Calendar Year 2000							
			Cost in \$	Persons Arrested	Trials Completed	Motions to Suppress Intercepts**			Persons Con- victed	Offense for Which Convicted
						G	D	P		
TEXAS, SOUTHERN										
	531)	10/17/1997	-	-	-	-	-	-	-	
	532)	10/17/1997	-	-	-	-	-	-	-	
	534	11/26/1997	-	4	-	-	-	-	3	NARCOTICS
UTAH										
	557)	10/27/1997	-	-	-	-	-	-	-	
	558)	11/18/1997	-	-	-	-	-	-	-	

*Report numbers followed by parentheses indicate reports linked to other wiretaps involving the same investigation.

**Motions: G = Granted, D = Denied, P = Pending.

TABLE A-2
UNITED STATES DISTRICT COURTS

CALENDAR YEAR 2000

SUPPLEMENTARY REPORT BY PROSECUTORS FOR INTERCEPTS TERMINATED IN CALENDAR YEAR 1998
AS OF DECEMBER 31, 2000

U.S. District Court	A.O. Report Number in 1998 Report*	Date of Application	Additional Activity During Calendar Year 2000								
			Cost in \$	Persons Arrested	Trials Completed	Motions to Suppress Intercepts**			Persons Con- victed	Offense for Which Convicted	
						G	D	P			
ARIZONA											
	13	10/22/1998	-	-	-	-	-	-	4	FRAUD	
ARKANSAS, EASTERN											
	15	07/23/1998	-	1	-	-	-	-	-		
CALIFORNIA, NORTHERN											
	567*	(See Appendix Table A-1 in this year's report.)									
CALIFORNIA, EASTERN											
	33	06/26/1998	-	11	-	-	1	-	8	NARCOTICS	
CALIFORNIA, CENTRAL											
	57)	11/12/1997	-	-	-	-	-	-	-		
	60	01/16/1998	-	-	-	-	1	-	5	NARCOTICS	
	63)	01/30/1998	-	-	-	-	-	-	-		
	65	01/30/1998	-	1	-	-	-	-	2	NARCOTICS	
	71	03/25/1998	-	4	-	-	-	-	-		
	75	05/14/1998	-	8	-	-	-	-	-		
	80	06/09/1998	-	4	-	-	-	-	-		
	83	06/29/1998	-	5	1	-	1	-	5	NARCOTICS	
	85)	07/10/1998	-	-	-	-	-	-	-		
	87	07/24/1998	-	3	-	-	-	-	-		
	91	08/11/1998	-	4	-	-	1	-	3	CONSPIRACY	
	98	10/19/1998	-	1	-	-	-	-	-		
COLORADO											
	112	05/20/1998	-	2	-	-	2	-	9	NARCOTICS	
	114	07/01/1998	-	-	-	-	2	-	1	NARCOTICS	
	116)	08/18/1998	-	-	-	-	-	-	-		
	117)	09/11/1998	-	-	-	-	-	-	-		
	118)	10/07/1998	-	-	-	-	-	-	-		
CONNECTICUT											
	120)	01/26/1998	-	-	-	-	-	-	-		
	121)	06/02/1998	-	-	-	-	-	-	-		
	122)	07/30/1998	-	-	-	-	-	-	-		
	568*	(See Appendix Table A-1 in this year's report.)									

*Report numbers followed by parentheses indicate reports linked to other wiretaps involving the same investigation.

**Motions: G = Granted, D = Denied, P = Pending.

TABLE A-2
UNITED STATES DISTRICT COURTS

CALENDAR YEAR 2000

SUPPLEMENTARY REPORT BY PROSECUTORS FOR INTERCEPTS TERMINATED IN CALENDAR YEAR 1998
AS OF DECEMBER 31, 2000

U.S. District Court	A.O. Report Number in 1998 Report*	Date of Application	Additional Activity During Calendar Year 2000							
			Cost in \$	Persons Arrested	Trials Completed	Motions to Suppress Intercepts**			Persons Con- victed	Offense for Which Convicted
						G	D	P		
DISTRICT OF COLUMBIA										
	128	05/26/1998	-	-	-	-	-	-	51	NARCOTICS
FLORIDA, SOUTHERN										
	145	02/06/1998	-	10	-	-	-	-	10	NARCOTICS
	167	08/28/1998	-	5	2	1	-	-	11	NARCOTICS
	169	09/08/1998	-	3	-	-	-	-	4	\$LAUNDERING
	170)	09/08/1998	-	-	-	-	-	-	-	
	171)	09/11/1998	-	-	-	-	-	-	-	
	175	10/16/1998	-	17	-	-	1	-	17	NARCOTICS
	177	11/16/1998	-	8	-	-	-	-	1	RACKETEERING
ILLINOIS, NORTHERN										
	190	04/03/1998	-	28	-	-	-	-	21	NARCOTICS
	196	07/10/1998	-	2	1	-	-	-	2	EXTORTION
IOWA, SOUTHERN										
	205	03/06/1998	-	-	-	-	-	-	2	NARCOTICS
KENTUCKY, EASTERN										
	211	06/22/1998	-	-	-	-	-	-	3	NARCOTICS
MICHIGAN, EASTERN										
	237	12/23/1997	-	-	1	-	-	-	8	\$LAUNDERING
	238	01/22/1998	-	2	-	-	-	-	-	
	240)	03/04/1998	-	-	-	-	-	-	-	
MISSOURI, WESTERN										
	264)	10/30/1998	-	-	-	-	-	-	-	
	265	11/20/1998	-	3	-	-	-	-	1	GAMBLING
NEW JERSEY										
	289	08/14/1998	-	-	-	-	-	-	2	NARCOTICS
	291	08/21/1998	-	-	-	-	-	-	1	RACKETEERING
NEW YORK, EASTERN										
	314	11/26/1997	-	40	1	-	-	-	41	MURDER
	315	12/09/1997	-	25	1	-	-	-	24	CONSPIRACY
	319	01/02/1998	-	4	-	-	-	-	4	NARCOTICS
	320)	02/03/1998	-	-	-	-	-	-	-	

*Report numbers followed by parentheses indicate reports linked to other wiretaps involving the same investigation.

**Motions: G = Granted, D = Denied, P = Pending.

TABLE A-2
UNITED STATES DISTRICT COURTS

CALENDAR YEAR 2000

SUPPLEMENTARY REPORT BY PROSECUTORS FOR INTERCEPTS TERMINATED IN CALENDAR YEAR 1998
AS OF DECEMBER 31, 2000

U.S. District Court	A.O. Report Number in 1998 Report*	Date of Application	Additional Activity During Calendar Year 2000							Persons Con- victed	Offense for Which Convicted
			Cost in \$	Persons Arrested	Trials Completed	Motions to Suppress Intercepts**					
						G	D	P			
NEW YORK, EASTERN (CONTINUED)											
	323)	02/26/1998	-	-	-	-	-	-	-		
	327)	05/08/1998	-	-	-	-	-	-	-		
	328	05/07/1998	-	20	-	-	-	1	22		BRIBERY
NEW YORK, SOUTHERN											
	346	12/08/1997	-	-	1	-	-	-	25		RACKETEERING
	347	12/08/1997	-	4	1	-	-	-	31		BRIBERY
	351	01/29/1998	-	10	-	-	16	-	7		MURDER
	362)	04/03/1998	-	-	-	-	-	-	-		
	371	06/11/1998	-	8	-	-	-	-	7		NARCOTICS
NEW YORK, WESTERN											
	389	04/08/1998	-	-	-	-	-	-	8		NARCOTICS
	392)	11/25/1998	-	-	-	-	-	-	-		
OHIO, NORTHERN											
	414)	10/15/1998	-	-	-	-	-	-	-		
	415)	11/25/1998	-	-	-	-	-	-	-		
OHIO, SOUTHERN											
	416	02/19/1998	-	6	-	-	-	-	-		
	417)	03/19/1998	-	-	-	-	-	-	-		
	418	07/22/1998	-	1	1	-	-	-	1		FIREARMS
OREGON											
	424	03/20/1998	-	2	-	-	-	-	9		NARCOTICS
	425	04/02/1998	-	-	-	-	-	-	5		NARCOTICS
PENNSYLVANIA, EASTERN											
	452	08/31/1998	-	-	-	-	-	-	5		NARCOTICS
PUERTO RICO											
	462)	05/15/1998	-	-	-	-	-	-	-		
	464)	06/18/1998	-	-	-	-	-	-	-		
	470)	11/24/1998	-	-	-	-	-	-	-		
	569*	(See Appendix Table A-1 in this year's report.)									
TENNESSEE, MIDDLE											
	486)	11/25/1998	-	-	-	-	-	-	-		

*Report numbers followed by parentheses indicate reports linked to other wiretaps involving the same investigation.

**Motions: G = Granted, D = Denied, P = Pending.

**SUPPLEMENTARY REPORT BY PROSECUTORS FOR INTERCEPTS TERMINATED IN CALENDAR YEAR 1998
AS OF DECEMBER 31, 2000**

U.S. District Court	A.O. Report Number in 1998 Report*	Date of Application	Additional Activity During Calendar Year 2000							
			Cost in \$	Persons Arrested	Trials Completed	Motions to Suppress Intercepts**			Persons Con- victed	Offense for Which Convicted
						G	D	P		
TENNESSEE, WESTERN										
	487	01/20/1998	-	1	-	-	-	-	3	NARCOTICS
	488)	07/21/1998	-	-	-	-	-	-	-	
	489	07/31/1998	-	2	-	-	-	-	10	NARCOTICS
UTAH										
	546)	02/02/1998	-	-	-	-	-	-	-	
	547	04/13/1998	-	-	1	-	-	-	-	
	548	07/28/1998	-	3	2	-	2	-	33	NARCOTICS
	549)	10/01/1998	-	-	-	-	-	-	-	
	550)	10/17/1998	-	-	-	-	-	-	-	

*Report numbers followed by parentheses indicate reports linked to other wiretaps involving the same investigation.

**Motions: G = Granted, D = Denied, P = Pending.

TABLE A-2
UNITED STATES DISTRICT COURTS

CALENDAR YEAR 2000

SUPPLEMENTARY REPORT BY PROSECUTORS FOR INTERCEPTS TERMINATED IN CALENDAR YEAR 1999
AS OF DECEMBER 31, 2000

U.S. District Court	A.O. Report Number in 1999 Report*	Date of Application	Additional Activity During Calendar Year 2000							Persons Con- victed	Offense for Which Convicted
			Cost in \$	Persons Arrested	Trials Completed	Motions to Suppress Intercepts**					
						G	D	P			
ALABAMA, NORTHERN											
	1)	11/23/1998	-	-	-	-	-	-	-		
	3)	04/01/1999	-	-	-	-	-	-	-		
	4	05/12/1999	-	13	-	-	13	-	13	NARCOTICS	
ALABAMA, MIDDLE											
	10	02/23/1999	-	1	-	-	-	-	1	FRAUD	
ARIZONA											
	21)	04/22/1999	-	-	-	-	-	-	-		
	23	07/14/1999	-	24	-	-	-	-	-		
	602**	(See Appendix Table A-1 in this year's report.)									
	603**	(See Appendix Table A-1 in this year's report.)									
	604**	(See Appendix Table A-1 in this year's report.)									
	605**	(See Appendix Table A-1 in this year's report.)									
ARKANSAS, WESTERN											
	30	07/16/1999	-	3	-	-	-	-	3	NARCOTICS	
CALIFORNIA, NORTHERN											
	31	04/10/1998	-	-	-	-	3	-	-		
	36	01/25/1999	-	-	1	-	1	-	1	NARCOTICS	
	37	03/16/1999	-	-	-	-	-	-	3	NARCOTICS	
	41	10/17/1999	-	20	-	-	-	-	-		
	606**	(See Appendix Table A-1 in this year's report.)									
CALIFORNIA, EASTERN											
	48	07/15/1999	-	-	1	-	-	-	1	NARCOTICS	
CALIFORNIA, CENTRAL											
	51	10/07/1998	-	4	-	-	-	-	-		
	53	11/23/1998	-	5	-	-	-	-	-		
	69	04/07/1999	-	13	-	-	-	-	12	FORGERY	
	607**	(See Appendix Table A-1 in this year's report.)									
	608**	(See Appendix Table A-1 in this year's report.)									
	609**	(See Appendix Table A-1 in this year's report.)									
	610**	(See Appendix Table A-1 in this year's report.)									
	611**	(See Appendix Table A-1 in this year's report.)									

*Report numbers followed by parentheses indicate reports linked to other wiretaps involving the same investigation.

**Motions: G = Granted, D = Denied, P = Pending.

**SUPPLEMENTARY REPORT BY PROSECUTORS FOR INTERCEPTS TERMINATED IN CALENDAR YEAR 1999
AS OF DECEMBER 31, 2000**

U.S. District Court	A.O. Report Number in 1999 Report*	Date of Application	Additional Activity During Calendar Year 2000								Persons Con- victed	Offense for Which Convicted
			Cost in \$	Persons Arrested	Trials Completed	Motions to Suppress Intercepts**						
						G	D	P				
CALIFORNIA, CENTRAL (CONTINUED)												
	612**	(See Appendix Table A-1 in this year's report.)										
	613**	(See Appendix Table A-1 in this year's report.)										
	614**	(See Appendix Table A-1 in this year's report.)										
	615**	(See Appendix Table A-1 in this year's report.)										
	616**	(See Appendix Table A-1 in this year's report.)										
	617**	(See Appendix Table A-1 in this year's report.)										
	618**	(See Appendix Table A-1 in this year's report.)										
	619**	(See Appendix Table A-1 in this year's report.)										
	620**	(See Appendix Table A-1 in this year's report.)										
	621**	(See Appendix Table A-1 in this year's report.)										
	622**	(See Appendix Table A-1 in this year's report.)										
CALIFORNIA, SOUTHERN												
	93	06/09/1998	-	13	1	-	3	-	-			
	94)	10/08/1998	-	-	-	-	-	-	-			
	97	02/09/1999	-	13	-	-	-	-	13		FRAUD	
	99	03/16/1999	-	4	-	-	-	-	2		RACKETEERING	
	100	04/07/1999	-	19	-	-	-	-	23		NARCOTICS	
	106	08/06/1999	-	-	-	-	7	2	1		NARCOTICS	
	623**	(See Appendix Table A-1 in this year's report.)										
	624**	(See Appendix Table A-1 in this year's report.)										
	625**	(See Appendix Table A-1 in this year's report.)										
	626**	(See Appendix Table A-1 in this year's report.)										
	627**	(See Appendix Table A-1 in this year's report.)										
	628**	(See Appendix Table A-1 in this year's report.)										
	629**	(See Appendix Table A-1 in this year's report.)										
	630**	(See Appendix Table A-1 in this year's report.)										
COLORADO												
	108	08/18/1998	-	7	-	-	-	-	-			
	109)	10/07/1998	-	-	-	-	-	-	-			
	110)	10/21/1998	-	-	-	-	-	-	-			
	111	10/23/1998	-	-	-	1	-	-	4		NARCOTICS	
	113)	04/06/1999	-	-	-	-	-	-	-			

*Report numbers followed by parentheses indicate reports linked to other wiretaps involving the same investigation.

**Motions: G = Granted, D = Denied, P = Pending.

TABLE A-2
UNITED STATES DISTRICT COURTS

CALENDAR YEAR 2000

SUPPLEMENTARY REPORT BY PROSECUTORS FOR INTERCEPTS TERMINATED IN CALENDAR YEAR 1999
AS OF DECEMBER 31, 2000

U.S. District Court	A.O. Report Number in 1999 Report*	Date of Application	Additional Activity During Calendar Year 2000								
			Cost in \$	Persons Arrested	Trials Completed	Motions to Suppress Intercepts**			Persons Con- victed	Offense for Which Convicted	
						G	D	P			
COLORADO (CONTINUED)											
	117)	05/18/1999	-	-	-	-	-	-	-		
	118)	06/10/1999	-	-	-	-	-	-	-		
	119	07/15/1999	-	5	-	-	-	-	-		
	120	07/23/1999	-	-	-	-	-	15	3		NARCOTICS
	631**	(See Appendix Table A-1 in this year's report.)									
CONNECTICUT											
	124	10/13/1998	-	-	-	-	-	-	10		NARCOTICS
	125	11/03/1998	-	19	-	-	-	-	5		NARCOTICS
	127)	02/03/1999	-	-	-	-	-	-	-		
	129)	04/05/1999	-	-	-	-	-	-	-		
	130	04/28/1999	-	1	-	-	-	-	-		
	133	09/15/1999	-	12	1	-	6	-	19		NARCOTICS
	632**	(See Appendix Table A-1 in this year's report.)									
	633**	(See Appendix Table A-1 in this year's report.)									
DISTRICT OF COLUMBIA											
	136	04/05/1999	-	19	1	-	1	-	35		RACKETEERING
FLORIDA, MIDDLE											
	151	12/30/1998	-	-	-	-	-	-	3		NARCOTICS
FLORIDA, SOUTHERN											
	160	04/23/1998	-	1	-	-	-	-	1		NARCOTICS
	167)	09/02/1998	-	-	-	-	-	-	-		
	169)	10/07/1998	-	-	-	-	-	-	-		
	172	11/20/1998	-	-	-	-	-	-	1		NARCOTICS
	174)	12/04/1998	-	-	-	-	-	-	-		
	175)	12/07/1998	-	-	-	-	-	-	-		
	187)	04/30/1999	-	-	-	-	-	-	-		
	192	05/26/1999	-	4	1	-	-	-	2		RACKETEERING
	193	05/28/1999	-	3	-	-	-	-	2		NARCOTICS
	194)	06/29/1999	-	-	-	-	-	-	-		
	196	07/23/1999	-	12	-	-	-	-	12		RACKETEERING

*Report numbers followed by parentheses indicate reports linked to other wiretaps involving the same investigation.

**Motions: G = Granted, D = Denied, P = Pending.

TABLE A-2
UNITED STATES DISTRICT COURTS

CALENDAR YEAR 2000

**SUPPLEMENTARY REPORT BY PROSECUTORS FOR INTERCEPTS TERMINATED IN CALENDAR YEAR 1999
AS OF DECEMBER 31, 2000**

U.S. District Court	A.O. Report Number in 1999 Report*	Date of Application	Additional Activity During Calendar Year 2000								Persons Con- victed	Offense for Which Convicted
			Cost in \$	Persons Arrested	Trials Completed	Motions to Suppress Intercepts**						
						G	D	P				
FLORIDA, SOUTHERN (CONTINUED)												
	197	09/01/1999	-	-	1	-	-	-	7		THEFT	
	198	09/03/1999	-	8	-	-	-	-	-			
	634**	(See Appendix Table A-1 in this year's report.)										
	635**	(See Appendix Table A-1 in this year's report.)										
	636**	(See Appendix Table A-1 in this year's report.)										
GEORGIA, MIDDLE												
	209	09/15/1999	-	4	-	-	-	-	1		NARCOTICS	
HAWAII												
	637**	(See Appendix Table A-1 in this year's report.)										
ILLINOIS, NORTHERN												
	213	09/14/1998	-	22	-	-	-	2	15		NARCOTICS	
	219	03/03/1999	-	3	-	-	-	-	3		NARCOTICS	
	223	06/08/1999	-	1	-	-	-	-	-			
	638**	(See Appendix Table A-1 in this year's report.)										
	639**	(See Appendix Table A-1 in this year's report.)										
	640**	(See Appendix Table A-1 in this year's report.)										
	641**	(See Appendix Table A-1 in this year's report.)										
	642**	(See Appendix Table A-1 in this year's report.)										
ILLINOIS, CENTRAL												
	231	08/06/1999	-	2	-	-	-	-	2		NARCOTICS	
INDIANA, SOUTHERN												
	233)	12/04/1998	-	-	-	-	-	-	-			
	234)	12/11/1998	-	-	-	-	-	-	-			
	235	01/14/1999	-	5	1	-	1	-	27		NARCOTICS	
	236	02/04/1999	-	-	-	-	1	-	13		NARCOTICS	
	237)	02/04/1999	-	-	-	-	-	-	-			
IOWA, NORTHERN												
	240	06/03/1999	-	-	-	-	1	-	11		NARCOTICS	

*Report numbers followed by parentheses indicate reports linked to other wiretaps involving the same investigation.

**Motions: G = Granted, D = Denied, P = Pending.

TABLE A-2
UNITED STATES DISTRICT COURTS

CALENDAR YEAR 2000

SUPPLEMENTARY REPORT BY PROSECUTORS FOR INTERCEPTS TERMINATED IN CALENDAR YEAR 1999
AS OF DECEMBER 31, 2000

U.S. District Court	A.O. Report Number in 1999 Report*	Date of Application	Additional Activity During Calendar Year 2000								Persons Con- victed	Offense for Which Convicted
			Cost in \$	Persons Arrested	Trials Completed	Motions to Suppress Intercepts**						
						G	D	P				
KANSAS												
	241)	11/01/1999	-	-	-	-	-	-	-			
LOUISIANA, EASTERN												
	253	06/28/1999	-	38	-	-	-	-	38		NARCOTICS	
	256	09/03/1999	-	-	-	-	-	-	2		NARCOTICS	
MARYLAND												
	260)	03/12/1999	-	-	-	-	-	-	-			
	261)	03/22/1999	-	-	-	-	-	-	-			
	268	06/28/1999	-	-	-	-	-	-	3		NARCOTICS	
	269	07/29/1999	-	1	-	-	-	-	7		NARCOTICS	
	643**	(See Appendix Table A-1 in this year's report.)										
	644**	(See Appendix Table A-1 in this year's report.)										
MASSACHUSETTS												
	276	03/08/1999	-	1	-	-	-	-	-			
	279	06/25/1999	-	2	-	-	-	-	-			
	645**	(See Appendix Table A-1 in this year's report.)										
MICHIGAN, EASTERN												
	292	03/01/1999	-	-	-	-	-	-	4		GAMBLING	
	296	06/16/1999	-	3	-	-	-	-	-			
	299	09/14/1999	-	7	-	-	-	-	1		NARCOTICS	
	301	09/23/1999	-	1	-	-	-	-	1		NARCOTICS	
MICHIGAN, WESTERN												
	304	02/11/1999	-	2	-	-	-	-	2		MURDER	
MISSOURI, WESTERN												
	316	01/21/1999	-	3	2	-	-	-	-			
	318	12/06/1999	-	39	14	-	-	-	14		NARCOTICS	
	646**	(See Appendix Table A-1 in this year's report.)										
MONTANA												
	319	04/14/1999	-	38	-	-	-	-	14		NARCOTICS	
	320)	05/11/1999	-	-	-	-	-	-	-			

*Report numbers followed by parentheses indicate reports linked to other wiretaps involving the same investigation.

**Motions: G = Granted, D = Denied, P = Pending.

TABLE A-2
UNITED STATES DISTRICT COURTS

CALENDAR YEAR 2000

**SUPPLEMENTARY REPORT BY PROSECUTORS FOR INTERCEPTS TERMINATED IN CALENDAR YEAR 1999
AS OF DECEMBER 31, 2000**

U.S. District Court	A.O. Report Number in 1999 Report*	Date of Application	Additional Activity During Calendar Year 2000							
			Cost in \$	Persons Arrested	Trials Completed	Motions to Suppress Intercepts**			Persons Con- victed	Offense for Which Convicted
						G	D	P		
NEBRASKA										
	321)	04/12/1999	-	-	-	-	-	-	-	
	322	05/05/1999	-	-	-	-	3	-	9	NARCOTICS
	323	11/08/1999	-	4	-	4	3	1	3	NARCOTICS
NEVADA										
	324	09/03/1998	-	-	-	-	-	-	2	NARCOTICS
	326	01/19/1999	-	-	-	-	-	-	2	NARCOTICS
	331	03/24/1999	-	1	-	-	-	-	5	GAMBLING
	333	04/30/1999	-	6	-	-	-	-	8	THEFT
	647**	(See Appendix Table A-1 in this year's report.)								
NEW JERSEY										
	336	09/28/1998	-	1	-	-	-	-	1	NARCOTICS
	353)	06/11/1999	-	-	-	-	-	-	-	
	355)	08/03/1999	-	-	-	-	-	-	-	
	356)	08/11/1999	-	-	-	-	-	-	-	
	357	08/24/1999	-	9	-	-	-	-	2	RACKETEERING
	358	10/21/1999	-	9	-	-	-	-	8	\$LAUNDERING
NEW YORK, NORTHERN										
	372	07/08/1999	-	2	-	-	-	-	2	NARCOTICS
	648**	(See Appendix Table A-1 in this year's report.)								
NEW YORK, EASTERN										
	375)	11/04/1998	-	-	-	-	-	-	-	
	381)	02/17/1999	-	-	-	-	-	-	-	
	383	02/26/1999	-	1	-	-	-	-	1	NARCOTICS
	385	04/07/1999	-	1	-	-	-	-	-	
	386	04/07/1999	-	1	-	-	-	-	-	
	387	04/07/1999	-	6	-	-	-	-	6	\$LAUNDERING
	388)	04/08/1999	-	-	-	-	-	-	-	
	389)	06/14/1999	-	-	-	-	-	-	-	
	392	09/07/1999	-	1	-	-	-	-	-	
	393)	09/09/1999	-	-	-	-	-	-	-	
	649**	(See Appendix Table A-1 in this year's report.)								

*Report numbers followed by parentheses indicate reports linked to other wiretaps involving the same investigation.

**Motions: G = Granted, D = Denied, P = Pending.

TABLE A-2
UNITED STATES DISTRICT COURTS

CALENDAR YEAR 2000

SUPPLEMENTARY REPORT BY PROSECUTORS FOR INTERCEPTS TERMINATED IN CALENDAR YEAR 1999
AS OF DECEMBER 31, 2000

U.S. District Court	A.O. Report Number in 1999 Report*	Date of Application	Additional Activity During Calendar Year 2000							Persons Con- victed	Offense for Which Convicted
			Cost in \$	Persons Arrested	Trials Completed	Motions to Suppress Intercepts**					
						G	D	P			
NEW YORK, EASTERN (CONTINUED)											
	650**	(See Appendix Table A-1 in this year's report.)									
	651**	(See Appendix Table A-1 in this year's report.)									
	652**	(See Appendix Table A-1 in this year's report.)									
	653**	(See Appendix Table A-1 in this year's report.)									
	654**	(See Appendix Table A-1 in this year's report.)									
	655**	(See Appendix Table A-1 in this year's report.)									
	656**	(See Appendix Table A-1 in this year's report.)									
	657**	(See Appendix Table A-1 in this year's report.)									
	658**	(See Appendix Table A-1 in this year's report.)									
	659**	(See Appendix Table A-1 in this year's report.)									
	660**	(See Appendix Table A-1 in this year's report.)									
	661**	(See Appendix Table A-1 in this year's report.)									
NEW YORK, SOUTHERN											
	399	04/24/1998	-	6	-	-	-	-			
	400	06/19/1998	-	28	-	-	-	-	11	RACKETEERING	
	403	10/02/1998	-	6	-	-	-	-	5	NARCOTICS	
	404	10/15/1998	-	-	-	-	-	-	3	NARCOTICS	
	406	12/18/1998	-	4	-	-	-	-	4	FIREARMS	
	411	03/04/1999	-	16	-	-	-	-	9	RACKETEERING	
	420	08/16/1999	-	8	1	-	-	-	5	NARCOTICS	
	662**	(See Appendix Table A-1 in this year's report.)									
	663**	(See Appendix Table A-1 in this year's report.)									
	664**	(See Appendix Table A-1 in this year's report.)									
	665**	(See Appendix Table A-1 in this year's report.)									
	666**	(See Appendix Table A-1 in this year's report.)									
	667**	(See Appendix Table A-1 in this year's report.)									
NEW YORK, WESTERN											
	423)	09/13/1998	-	-	-	-	-	-	-		
	424)	04/08/1999	-	-	-	-	-	-	-		
	426)	04/23/1999	-	-	-	-	-	-	-		
	427	06/24/1999	-	-	-	-	-	-	31	NARCOTICS	
	668**	(See Appendix Table A-1 in this year's report.)									

*Report numbers followed by parentheses indicate reports linked to other wiretaps involving the same investigation.

**Motions: G = Granted, D = Denied, P = Pending.

TABLE A-2
UNITED STATES DISTRICT COURTS

CALENDAR YEAR 2000

SUPPLEMENTARY REPORT BY PROSECUTORS FOR INTERCEPTS TERMINATED IN CALENDAR YEAR 1999
AS OF DECEMBER 31, 2000

U.S. District Court	A.O. Report Number in 1999 Report*	Date of Application	Additional Activity During Calendar Year 2000								Persons Con- victed	Offense for Which Convicted
			Cost in \$	Persons Arrested	Trials Completed	Motions to Suppress Intercepts**						
						G	D	P				
NEW YORK, WESTERN (CONTINUED)												
	669**	(See Appendix Table A-1 in this year's report.)										
	670**	(See Appendix Table A-1 in this year's report.)										
	671**	(See Appendix Table A-1 in this year's report.)										
	672**	(See Appendix Table A-1 in this year's report.)										
OHIO, NORTHERN												
	430)	10/29/1998	-	-	-	-	-	-	-			
	431	11/13/1998	-	1	-	-	-	-	7		NARCOTICS	
	434	04/21/1999	-	3	-	-	-	-	9		NARCOTICS	
	436	10/28/1999	-	18	-	-	-	-	29		NARCOTICS	
	437)	10/28/1998	-	-	-	-	-	-	-			
OHIO, SOUTHERN												
	439	03/23/1999	-	1	1	-	-	-	1		TERRORISM	
	440	03/23/1999	-	1	1	-	-	-	1		TERRORISM	
OKLAHOMA, WESTERN												
	449	08/27/1999	-	6	-	-	-	-	6		NARCOTICS	
	450	09/21/1999	-	6	1	-	-	2	6		NARCOTICS	
	451	10/21/1999	-	1	-	-	-	-	1		NARCOTICS	
PENNSYLVANIA, EASTERN												
	458)	11/23/1998	-	-	-	-	-	-	-			
	460)	01/29/1999	-	-	-	-	-	-	-			
	461	02/02/1999	-	1	-	-	-	-	1		NARCOTICS	
	462)	02/10/1999	-	-	-	-	-	-	-			
	464)	03/02/1999	-	-	-	-	-	-	-			
	465	03/02/1999	-	-	-	-	-	-	18		NARCOTICS	
	467)	05/04/1999	-	-	-	-	-	-	-			
	468	08/04/1999	-	16	-	-	2	-	-			
	470	10/07/1999	-	10	-	-	-	-	10		FIREARMS	
	471	10/28/1999	-	5	-	-	1	1	4		NARCOTICS	
	673**	(See Appendix Table A-1 in this year's report.)										
	674**	(See Appendix Table A-1 in this year's report.)										
	675**	(See Appendix Table A-1 in this year's report.)										

*Report numbers followed by parentheses indicate reports linked to other wiretaps involving the same investigation.

**Motions: G = Granted, D = Denied, P = Pending.

TABLE A-2
UNITED STATES DISTRICT COURTS

CALENDAR YEAR 2000

SUPPLEMENTARY REPORT BY PROSECUTORS FOR INTERCEPTS TERMINATED IN CALENDAR YEAR 1999
AS OF DECEMBER 31, 2000

U.S. District Court	A.O. Report Number in 1999 Report*	Date of Application	Additional Activity During Calendar Year 2000							Persons Con- victed	Offense for Which Convicted
			Cost in \$	Persons Arrested	Trials Completed	Motions to Suppress Intercepts**					
						G	D	P			
PENNSYLVANIA, MIDDLE											
	473	03/30/1999	-	-	-	-	-	-	9	NARCOTICS	
PUERTO RICO											
	484	03/23/1999	-	14	-	-	1	-	11	NARCOTICS	
	494)	09/20/1999	-	-	-	-	-	-	-		
	495	11/19/1999	-	6	-	-	-	-	-		
TENNESSEE, MIDDLE											
	500)	12/17/1998	-	-	-	-	-	-	-		
	501)	02/24/1999	-	-	-	-	-	-	-		
	502	03/17/1999	-	5	1	-	3	-	21	NARCOTICS	
TENNESSEE, WESTERN											
	503	02/26/1999	-	6	1	-	-	-	15	NARCOTICS	
	504	03/01/1999	-	2	-	-	-	1	3	CONSPIRACY	
	505)	03/05/1999	-	-	-	-	-	-	-		
	506)	03/11/1999	-	-	-	-	-	-	-		
TEXAS, NORTHERN											
	676**	(See Appendix Table A-1 in this year's report.)									
	677**	(See Appendix Table A-1 in this year's report.)									
	678**	(See Appendix Table A-1 in this year's report.)									
	679**	(See Appendix Table A-1 in this year's report.)									
	680**	(See Appendix Table A-1 in this year's report.)									
TEXAS, EASTERN											
	681**	(See Appendix Table A-1 in this year's report.)									
TEXAS, SOUTHERN											
	545)	07/26/1999	-	-	-	-	-	-	-		
	546	08/02/1999	-	5	-	-	-	-	-		
	549)	10/14/1999	-	-	-	-	-	-	-		
	550	10/19/1999	-	10	-	-	-	-	10	NARCOTICS	
	682**	(See Appendix Table A-1 in this year's report.)									

*Report numbers followed by parentheses indicate reports linked to other wiretaps involving the same investigation.

**Motions: G = Granted, D = Denied, P = Pending.

SUPPLEMENTARY REPORT BY PROSECUTORS FOR INTERCEPTS TERMINATED IN CALENDAR YEAR 1999
AS OF DECEMBER 31, 2000

U.S. District Court	A.O. Report Number in 1999 Report*	Date of Application	Additional Activity During Calendar Year 2000								Persons Con- victed	Offense for Which Convicted
			Cost in \$	Persons Arrested	Trials Completed	Motions to Suppress Intercepts**						
						G	D	P				
TEXAS, WESTERN												
	555)	11/24/1998	-	-	-	-	-	-	-			
	557	12/08/1998	-	2	-	-	-	-	-			
	558)	12/14/1998	-	-	-	-	-	-	-			
	559	12/18/1998	-	-	1	-	1	-	20	NARCOTICS		
	562)	01/22/1999	-	-	-	-	-	-	-			
	565)	01/30/1999	-	-	-	-	-	-	-			
	683**	(See Appendix Table A-1 in this year's report.)										
	684**	(See Appendix Table A-1 in this year's report.)										
UTAH												
	582)	11/09/1998	-	-	-	-	-	-	-			
	583)	02/25/1999	-	-	-	-	-	-	-			
	584)	04/16/1999	-	-	-	-	-	-	-			
	585	08/03/1999	-	16	-	-	-	-	12	NARCOTICS		
	586)	09/17/1999	-	-	-	-	-	-	-			
	587	09/17/1999	-	21	-	-	-	-	11	NARCOTICS		
VIRGINIA, EASTERN												
	685**	(See Appendix Table A-1 in this year's report.)										
WASHINGTON, WESTERN												
	597	08/16/1999	-	19	-	-	-	-	18	NARCOTICS		
WISCONSIN, EASTERN												
	601	02/11/1997	-	34	-	-	1	-	32	NARCOTICS		

*Report numbers followed by parentheses indicate reports linked to other wiretaps involving the same investigation.

**Motions: G = Granted, D = Denied, P = Pending.

TABLE B-1
STATE ARIZONA

CALENDAR YEAR 2000

**REPORT BY JUDGES OF COURT-AUTHORIZED INTERCEPTS OF WIRE, ORAL, OR ELECTRONIC COMMUNICATIONS
PURSUANT TO 18 U.S.C. 2519**

A.O. Number	Authorizing Official		Offense Specified	Intercept		Date of Application and (Amendment)	Authorized Length		
	Judge	Prosecutor ¹		Type ²	Location ³		Original Order (Days)	Number of Extensions	Total Length (Days)
MARICOPA									
1	MARTIN	ROMLEY	NARCOTICS	WC,ED	H,B,D	11/04/1999	30	2	90
2	BOLTON	CONRAD	NARCOTICS	WS,WC,OM,ED	H,B,D	12/20/1999	30	2	90
3	MARTIN	ROMLEY	NARCOTICS	WS	H	01/28/2000	30	-	30
4	O'TOOLE	ROMLEY	NARCOTICS	WS,WC	H,D	05/03/2000	30	-	30
5	O'TOOLE	ROMLEY	NARCOTICS	WS,WC	H,D	07/13/2000	30	1	60
6	O'TOOLE	ROMLEY	NARCOTICS	WS	H	08/17/2000	30	1	60
STATE ATTORNEY GENERAL									
1	BRAMMER	NAPOLITANO	NARCOTICS	WS	H	11/08/1999	30	1	60
2	BOLTON	DUARTE	NARCOTICS	WS,WC,OM,ED	H,B,D	12/20/1999	30	1	60
3	CRUIKSHANK	NAPOLITANO	NARCOTICS	WS	H	02/03/2000	30	1	60
4	CRUIKSHANK	NAPOLITANO	NARCOTICS	ED	D	02/03/2000	30	-	30
5	CRUIKSHANK	NAPOLITANO	NARCOTICS	WC	D	02/17/2000	30	-	30
6	ACUNA	NAPOLITANO	RACKETEERING	WC	D	02/23/2000	30	1	60
7	CRUIKSHANK	NAPOLITANO	RACKETEERING	ED	D	02/28/2000	30	1	60
8	CRUIKSHANK	NAPOLITANO	NARCOTICS	WS	H	03/02/2000	30	-	30
9	CRUIKSHANK	NAPOLITANO	RACKETEERING	ED	D	03/13/2000	30	-	30
10	MARTIN	NAPOLITANO	NARCOTICS	WS,WC,ED	H,D	03/27/2000	30	2	90
11	MARTIN	NAPOLITANO	NARCOTICS	WC,ED	H,D	08/28/2000	30	1	60
12	HANTMAN	NAPOLITANO	RACKETEERING	WC	D	11/02/2000	30	-	30

¹ The prosecuting official authorized the filing of the application under provisions of the state's statute. (See Table 1 for this state's statutory citation.)

² Type: WS = Standard Telephone (Wire), WC = Cellular or Mobile Telephone (Wire), WO = Other (Wire), OM = Microphone (Oral), OO = Other (Oral), ED = Digital Pager (Electronic), E = Computer or E-Mail (Electronic), EF = Fax Machine (Electronic), EO = Other (Electronic).

³ Location: H = Personal Residence, B = Business, A = Public Area, D = Portable Device, O = Other Location, R = Roving (Relaxed Specification Order), N = Not Specified.

TABLE B-1
STATE ARIZONA

CALENDAR YEAR 2000

**REPORT BY PROSECUTORS OF COURT-AUTHORIZED INTERCEPTS OF WIRE, ORAL, OR ELECTRONIC COMMUNICATIONS
PURSUANT TO 18 U.S.C. 2519**

A.O. Number	Number Of Days In Oper- ation ⁴	Average Inter- cepts per Day	Number of ⁵			Costs		Number of						
			Persons Inter- cepted	Intercepts	Incrim- inating Intercepts	Total Cost in \$	Other Than Manpower in \$	Arrests	Trials	Motions to Suppress Intercepts ⁶			Persons Con- victed	
										G	D	P		
MARICOPA														
1	86	130	17	11,184	1,886	350,000	-	47	-	-	-	3	21	
2	67	118	250	7,925	1,996	586,400	35,000	43	-	-	-	-	17	
3	30	133	6	3,976	625	RELATED TO NO. 1								
4	I	-	-	-	-	RELATED TO NO. 5								
5	58	19	55	1,123	217	118,874	19,053	2	-	-	-	-	-	
6	58	81	900	4,708	912	476,111	5,000	20	-	-	-	-	-	
STATE ATTORNEY GENERAL														
1	60	67	70	4,030	25	RELATED TO NO. 4								
2	60	154	1,415	9,213	2,212	520,000	20,000	45	-	-	-	-	-	
3	56	61	708	3,408	212	RELATED TO NO. 4								
4	30	2	NR	63	20	152,274	72,404	-	-	-	-	-	-	
5	30	92	143	2,745	158	RELATED TO NO. 4								
6	60	67	647	4,019	520	271,515	12,000	-	-	-	-	-	-	
7	50	30	NR	1,519	790	RELATED TO NO. 4								
8	23	242	459	5,572	346	RELATED TO NO. 4								
9	30	4	NR	109	99	RELATED TO NO. 4								
10	79	101	822	7,946	1,318	313,717	109,200	10	-	-	-	-	2	
11	44	7	18	310	21	49,675	7,330	-	-	-	-	-	-	
12	30	3	1	102	10	25,533	3,261	-	-	-	-	-	-	

⁴ NI indicates never installed. I indicates installed but never used. NP indicates no prosecutor's report.

⁵ NR indicates not reported or could not be determined.

⁶ Motions: G = Granted, D = Denied, P = Pending.

* This wiretap was terminated during 1998 or earlier, but was not reported at that time because it was part of an ongoing investigation.

**This wiretap was terminated during 1999, but was not reported at that time because it was part of an ongoing investigation.

TABLE B-1
STATE CALIFORNIA

CALENDAR YEAR 2000

**REPORT BY JUDGES OF COURT-AUTHORIZED INTERCEPTS OF WIRE, ORAL, OR ELECTRONIC COMMUNICATIONS
PURSUANT TO 18 U.S.C. 2519**

A.O. Number	Authorizing Official		Offense Specified	Intercept		Date of Application and (Amendment)	Authorized Length		
	Judge	Prosecutor ¹		Type ²	Location ³		Original Order (Days)	Number of Extensions	Total Length (Days)
FRESNO									
1	HILL	HUNT	MURDER	WS	H	03/29/2000	30	-	30
2	HILL	HUNT	MURDER	WS	H	03/29/2000	30	-	30
3	HILL	HUNT	MURDER	WC	D	04/12/2000	30	-	30
4	HILL	HUNT	MURDER	WS	H	05/05/2000	9	-	9
5	HILL	HUNT	MURDER	WS	O	05/05/2000	30	-	30
LOS ANGELES									
1	FIDLER	GARCETTI	NARCOTICS	WC,ED	D	11/05/1999	30	2	90
2	FIDLER	GARCETTI	NARCOTICS	WC	D	11/08/1999	30	1	60
3	FIDLER	GARCETTI	NARCOTICS	WC	D	11/08/1999	30	2	90
4	FIDLER	GARCETTI	NARCOTICS	WC	D	11/22/1999	30	1	60
5	FIDLER	GARCETTI	NARCOTICS	WC	D	12/01/1999	30	1	60
6	FIDLER	GARCETTI	NARCOTICS	WS	H	12/06/1999	30	1	60
7	FIDLER	GARCETTI	NARCOTICS	WS	H	12/14/1999	30	1	60
8	FIDLER	GARCETTI	NARCOTICS	WC,ED	D	12/15/1999	30	1	60
9	FIDLER	GARCETTI	NARCOTICS	WC	D	12/15/1999	30	-	30
10	FIDLER	GARCETTI	NARCOTICS	WC	D	12/16/1999	30	1	60
11	FIDLER	GARCETTI	NARCOTICS	WS,WC	H,D	12/17/1999	30	-	30
12	FIDLER	GARCETTI	NARCOTICS	WC	D	12/18/1999	30	-	30
13	FIDLER	GARCETTI	NARCOTICS	WC	D	01/14/2000	30	1	49
14	FIDLER	GARCETTI	NARCOTICS	WC	D	01/25/2000	30	1	60
15	FIDLER	GARCETTI	NARCOTICS	WS,WC	H,D	01/28/2000	30	1	60
16	FIDLER	GARCETTI	NARCOTICS	WC,ED	D	01/31/2000	30	-	30
17	FIDLER	GARCETTI	MURDER	WS,WC	H,B,D	02/03/2000	30	-	30
18	FIDLER	GARCETTI	NARCOTICS	WS,WC	H,D	02/07/2000	30	-	30
19	FIDLER	GARCETTI	MURDER	WC	D	02/07/2000	30	-	30
20	FIDLER	GARCETTI	NARCOTICS	WC	D	02/11/2000	30	-	30
21	FIDLER	GARCETTI	NARCOTICS	WC	D	02/18/2000	30	-	30
22	FIDLER	GARCETTI	NARCOTICS	WC,ED	D	02/18/2000	30	-	30
23	FIDLER	GARCETTI	NARCOTICS	WC,ED	D	03/01/2000	30	-	30
24	FIDLER	GARCETTI	NARCOTICS	WS	H	03/09/2000	30	-	30
25	FIDLER	GARCETTI	NARCOTICS	WS,WC	H,D	03/10/2000	30	-	30
26	FIDLER	GARCETTI	NARCOTICS	WC	D	03/10/2000	30	1	60

¹ The prosecuting official authorized the filing of the application under provisions of the state's statute. (See Table 1 for this state's statutory citation.)

² Type: WS = Standard Telephone (Wire), WC = Cellular or Mobile Telephone (Wire), WO = Other (Wire), OM = Microphone (Oral), OO = Other (Oral), ED = Digital Pager (Electronic), E = Computer or E-Mail (Electronic), EF = Fax Machine (Electronic), EO = Other (Electronic).

³ Location: H = Personal Residence, B = Business, A = Public Area, D = Portable Device, O = Other Location, R = Roving (Relaxed Specification Order), N = Not Specified.

TABLE B-1
STATE CALIFORNIA

CALENDAR YEAR 2000

**REPORT BY PROSECUTORS OF COURT-AUTHORIZED INTERCEPTS OF WIRE, ORAL, OR ELECTRONIC COMMUNICATIONS
PURSUANT TO 18 U.S.C. 2519**

A.O. Number	Number Of Days in Oper- ation ⁴	Average Inter- cepts per Day	Number of ⁵			Costs		Number of					
			Persons Inter- cepted	Intercepts	Incrim- inating Intercepts	Total Cost in \$	Other Than Manpower in \$	Arrests	Trials	Motions to Suppress Intercepts ⁶			Persons Con- victed
										G	D	P	
FRESNO													
1	28	79	NR	2,206	115	85,143	1,271	1	-	-	-	1	-
2	13	19	NR	253	3	RELATED TO NO. 1							
3	30	51	NR	1,531	41	RELATED TO NO. 1							
4	7	103	NR	724	112	RELATED TO NO. 1							
5	6	7	NR	40	10	RELATED TO NO. 1							
LOS ANGELES													
1	68	79	NR	5,362	547	81,000	33,000	-	-	-	-	-	-
2	60	13	20	785	232	130,000	70,000	-	-	-	-	-	-
3	90	38	81	3,439	341	83,080	7,500	2	-	-	-	1	-
4	60	11	46	645	100	52,000	7,000	-	-	-	-	-	-
5	51	12	97	608	149	67,000	7,000	-	-	-	-	-	-
6	57	48	20	2,751	364	58,544	2,000	2	-	-	-	-	-
7	60	10	32	570	207	69,052	4,732	8	-	-	-	1	-
8	52	5	37	261	8	29,528	7,000	-	-	-	-	-	-
9	30	21	101	623	204	33,500	3,500	-	-	-	-	-	-
10	54	16	57	865	168	61,000	500	6	-	-	-	-	6
11	30	16	143	473	52	56,580	10,500	-	-	-	-	-	-
12	30	12	47	353	53	16,300	1,500	-	-	-	-	-	-
13	49	10	38	477	39	48,420	2,500	-	-	-	-	-	-
14	60	18	206	1,056	239	72,200	2,500	1	-	-	-	-	-
15	60	14	25	848	468	60,421	4,732	22	-	-	-	1	-
16	30	95	312	2,836	619	57,120	10,000	3	-	-	-	-	-
17	24	129	75	3,107	96	105,540	6,500	2	-	-	-	-	-
18	30	37	135	1,101	2	33,560	5,000	-	-	-	-	-	-
19	18	10	20	185	5	RELATED TO NO. 17							
20	29	76	359	2,208	512	65,480	10,000	6	-	-	-	-	-
21	30	30	114	911	104	51,740	7,500	-	-	-	-	-	-
22	29	42	45	1,222	91	42,000	12,000	-	-	-	-	-	-
23	30	59	360	1,767	64	159,220	12,500	-	-	-	-	-	-
24	29	20	572	572	73	61,000	3,000	-	-	-	-	-	-
25	30	100	488	3,003	360	180,500	12,500	-	-	-	-	-	-
26	42	7	10	276	90	67,500	2,500	3	-	-	-	-	-

⁴ NI indicates never installed. I indicates installed but never used. NP indicates no prosecutor's report.

⁵ NR indicates not reported or could not be determined.

⁶ Motions: G = Granted, D = Denied, P = Pending.

* This wiretap was terminated during 1998 or earlier, but was not reported at that time because it was part of an ongoing investigation.

**This wiretap was terminated during 1999, but was not reported at that time because it was part of an ongoing investigation.

TABLE B-1
STATE CALIFORNIA

CALENDAR YEAR 2000

**REPORT BY JUDGES OF COURT-AUTHORIZED INTERCEPTS OF WIRE, ORAL, OR ELECTRONIC COMMUNICATIONS
PURSUANT TO 18 U.S.C. 2519**

A.O. Number	Authorizing Official		Offense Specified	Intercept		Date of Application and (Amendment)	Authorized Length		
	Judge	Prosecutor ¹		Type ²	Location ³		Original Order (Days)	Number of Extensions	Total Length (Days)
LOS ANGELES (CONTINUED)									
27	FIDLER	GARCETTI	NARCOTICS	WC	D	03/10/2000	30	2	90
28	FIDLER	GARCETTI	NARCOTICS	WC,ED	D	03/20/2000	30	1	60
29	FIDLER	GARCETTI	KIDNAPPING	WS,WC	H,B,D	03/22/2000	30	-	30
30	FIDLER	GARCETTI	NARCOTICS	WC	D	03/29/2000	30	-	30
31	FIDLER	GARCETTI	KIDNAPPING	WS	H	04/01/2000	30	-	30
32	FIDLER	GARCETTI	NARCOTICS	WC,ED	D	04/03/2000	30	-	30
33	FIDLER	GARCETTI	KIDNAPPING	WC	D	04/03/2000	30	-	30
34	FIDLER	GARCETTI	NARCOTICS	WS,WC	H,D	04/14/2000	30	-	30
35	FIDLER	GARCETTI	NARCOTICS	WC	D	04/21/2000	30	-	30
36	FIDLER	GARCETTI	NARCOTICS	WC,ED	D	05/01/2000	30	-	30
37	FIDLER	GARCETTI	NARCOTICS	WS,WC,ED	H,D	05/11/2000	30	-	30
38	FIDLER	GARCETTI	NARCOTICS	WC,ED	D	05/19/2000	30	-	30
39	FIDLER	GARCETTI	NARCOTICS	WC	D	05/19/2000	30	-	30
40	FIDLER	GARCETTI	NARCOTICS	WC	D	05/23/2000	30	-	30
41	FIDLER	GARCETTI	NARCOTICS	WS,WC,ED	H,D	06/05/2000	30	-	30
42	FIDLER	GARCETTI	NARCOTICS	WC,ED	D	06/05/2000	30	-	30
43	FIDLER	GARCETTI	NARCOTICS	WC	D	06/06/2000	30	2	90
44	FIDLER	GARCETTI	NARCOTICS	WS	H	06/07/2000	30	-	30
45	FIDLER	GARCETTI	NARCOTICS	WS,WC,ED	H,D	06/07/2000	30	-	30
46	FIDLER	GARCETTI	NARCOTICS	WC	D	06/13/2000	30	-	30
47	FIDLER	GARCETTI	NARCOTICS	WS	H	06/13/2000	30	-	30
48	FIDLER	GARCETTI	NARCOTICS	WC	D	07/06/2000	30	2	90
49	FIDLER	GARCETTI	NARCOTICS	WC,ED	D	07/07/2000	30	-	30
50	FIDLER	GARCETTI	NARCOTICS	WS,WC	H,D	07/17/2000	30	1	60
51	FIDLER	GARCETTI	NARCOTICS	WC	D	07/19/2000	30	1	60
52	FIDLER	GARCETTI	NARCOTICS	WS,WC,ED	H,D	07/21/2000	30	-	30
53	FIDLER	GARCETTI	NARCOTICS	WC	D	07/21/2000	30	-	30
54	FIDLER	GARCETTI	NARCOTICS	WC	D	07/25/2000	30	-	30
55	FIDLER	GARCETTI	MURDER	WS	O	07/27/2000	30	1	60
56	FIDLER	GARCETTI	NARCOTICS	WC	D	08/10/2000	30	-	30
57	FIDLER	GARCETTI	NARCOTICS	WC	D	08/17/2000	30	-	30
58	FIDLER	GARCETTI	NARCOTICS	WC	D	08/21/2000	30	-	30

¹ The prosecuting official authorized the filing of the application under provisions of the state's statute. (See Table 1 for this state's statutory citation.)

² Type: WS = Standard Telephone (Wire), WC = Cellular or Mobile Telephone (Wire), WO = Other (Wire), OM = Microphone (Oral), OO = Other (Oral), ED = Digital Pager (Electronic), E = Computer or E-Mail (Electronic), EF = Fax Machine (Electronic), EO = Other (Electronic).

³ Location: H = Personal Residence, B = Business, A = Public Area, D = Portable Device, O = Other Location, R = Roving (Relaxed Specification Order), N = Not Specified.

TABLE B-1
STATE CALIFORNIA

CALENDAR YEAR 2000

**REPORT BY PROSECUTORS OF COURT-AUTHORIZED INTERCEPTS OF WIRE, ORAL, OR ELECTRONIC COMMUNICATIONS
PURSUANT TO 18 U.S.C. 2519**

A.O. Number	Number Of Days In Oper- ation ⁴	Average Inter- cepts per Day	Number of ⁵			Costs		Number of					
			Persons Inter- cepted	Intercepts	Incrim- inating Intercepts	Total Cost in \$	Other Than Manpower in \$	Arrests	Trials	Motions to Suppress Intercepts ⁶			Persons Con- victed
										G	D	P	
LOS ANGELES (CONTINUED)													
27	90	44	12	3,950	156	27,100	1,100	2	-	-	-	-	-
28	60	11	108	682	117	139,920	10,000	1	-	-	-	-	-
29	13	7	48	86	18	28,688	-	7	-	-	-	-	3
30	20	29	46	582	265	23,017	4,732	22	-	-	-	-	-
31	3	-	-	1	-	RELATED TO NO. 29							
32	30	27	224	815	177	144,400	10,000	-	-	-	-	-	-
33	I	-	-	-	-	-	-	-	-	-	-	-	-
34	30	71	384	2,122	300	191,960	15,000	1	-	-	-	-	-
35	30	-	-	-	-	7,100	1,100	-	-	-	-	-	-
36	30	40	270	1,195	607	137,940	12,500	3	-	-	-	-	-
37	30	72	328	2,156	214	182,910	15,000	-	-	-	-	-	-
38	15	-	NR	NR	NR	38,600	5,000	-	-	-	-	-	-
39	30	13	172	390	43	74,700	7,500	-	-	-	-	-	-
40	19	77	144	1,472	146	58,000	8,000	2	-	-	-	-	-
41	30	2	21	54	NR	180,500	12,500	-	-	-	-	-	-
42	30	57	279	1,715	275	108,300	7,500	-	-	-	-	-	-
43	90	154	270	13,859	852	63,500	3,500	15	-	-	-	1	-
44	30	10	61	305	14	44,094	12,350	-	-	-	-	-	-
45	30	11	325	325	67	RELATED TO NO. 52							
46	23	4	11	102	27	54,280	5,000	-	-	-	-	-	-
47	30	48	86	1,444	165	39,684	6,500	-	-	-	-	-	-
48	90	5	74	474	58	89,260	7,500	3	-	-	-	-	-
49	29	36	80	1,030	301	72,200	5,000	-	-	-	-	-	-
50	60	39	92	2,328	854	74,440	10,000	-	-	-	-	-	-
51	43	58	100	2,494	120	87,000	12,000	1	-	-	-	-	-
52	30	35	86	1,046	97	34,272	5,628	4	-	-	-	-	4
53	30	-	-	-	-	25	25	-	-	-	-	-	-
54	27	-	-	-	-	31,148	3,500	-	-	-	-	-	-
55	60	42	215	2,528	114	65,380	6,500	6	-	-	-	-	-
56	30	6	29	176	13	30,130	16,350	5	-	-	-	-	-
57	19	17	24	316	133	29,100	3,500	-	-	-	-	-	-
58	30	13	39	378	36	55,328	18,000	5	-	-	-	-	-

⁴ NI indicates never installed. I indicates installed but never used. NP indicates no prosecutor's report.

⁵ NR indicates not reported or could not be determined.

⁶ Motions: G = Granted, D = Denied, P = Pending.

* This wiretap was terminated during 1998 or earlier, but was not reported at that time because it was part of an ongoing investigation.

**This wiretap was terminated during 1999, but was not reported at that time because it was part of an ongoing investigation.

TABLE B-1
STATE CALIFORNIA

CALENDAR YEAR 2000

**REPORT BY JUDGES OF COURT-AUTHORIZED INTERCEPTS OF WIRE, ORAL, OR ELECTRONIC COMMUNICATIONS
PURSUANT TO 18 U.S.C. 2519**

A.O. Number	Authorizing Official		Offense Specified	Intercept		Date of Application and (Amendment)	Authorized Length		
	Judge	Prosecutor ¹		Type ²	Location ³		Original Order (Days)	Number of Extensions	Total Length (Days)
LOS ANGELES (CONTINUED)									
59	FIDLER	GARCETTI	NARCOTICS	WC	D	08/31/2000	30	-	30
60	FIDLER	GARCETTI	NARCOTICS	WC	D	09/01/2000	30	1	60
61	FIDLER	GARCETTI	NARCOTICS	WS	H,B	09/06/2000	30	-	30
62	FIDLER	GARCETTI	NARCOTICS	WS,ED	H,D	09/07/2000	30	2	90
63	FIDLER	GARCETTI	MURDER	WS	H,O	09/15/2000	30	1	60
64	FIDLER	GARCETTI	MURDER	WS	O	09/21/2000	30	1	60
65	FIDLER	GARCETTI	NARCOTICS	WC	D	09/25/2000	30	-	30
66	FIDLER	GARCETTI	NARCOTICS	WC	D	09/26/2000	30	2	90
67	FIDLER	GARCETTI	NARCOTICS	WC	D	10/03/2000	30	-	30
68	FIDLER	GARCETTI	MURDER	WS	H,O	10/06/2000	30	-	30
69	FIDLER	GARCETTI	NARCOTICS	WS,WC	H,D	10/10/2000	30	-	30
70	FIDLER	GARCETTI	NARCOTICS	WS,WC	B,D	10/12/2000	30	-	30
71	FIDLER	COOLEY	NARCOTICS	WS	B,H	10/12/2000	30	2	90
72	FIDLER	GARCETTI	MURDER	WS,WC	H,D	10/20/2000	30	-	30
73	FIDLER	GARCETTI	MURDER	WS	O	10/27/2000	30	1	60
74	FIDLER	GARCETTI	MURDER	WS	H	10/27/2000	30	-	30
75	FIDLER	GARCETTI	NARCOTICS	WC	D	11/07/2000	30	-	30
76	FIDLER	GARCETTI	NARCOTICS	WC	D	11/17/2000	30	-	30
77	FIDLER	GARCETTI	NARCOTICS	WC	D	11/30/2000	30	-	30
78	FIDLER	COOLEY	NARCOTICS	WS	H,B	12/08/2000	18	-	18
63**	FIDLER	GARCETTI	NARCOTICS	WS,WC	H,D	11/22/1999	30	-	30
64**	FIDLER	GARCETTI	NARCOTICS	WC	D	11/23/1999	30	-	30
MARIPOSA									
1	HOFF	JOHNSON	MURDER	WO	O	12/17/1999	30	2	75
ORANGE									
2**	TOOHEY	RACKAUCKAS	NARCOTICS	WS	H	01/11/1999	30	1	60
3**	TOOHEY	RACKAUCKAS	NARCOTICS	WC	R	02/02/1999	30	1	60
4**	TOOHEY	RACKAUCKAS	NARCOTICS	WS	H	02/24/1999	30	-	30
5**	TOOHEY	RACKAUCKAS	MURDER	WS	O	04/08/1999	30	-	30
6**	FIDLER	RACKAUCKAS	NARCOTICS	WS	H	05/10/1999	30	-	30
7**	TOOHEY	RACKAUCKAS	MURDER	WS	H	06/23/1999	30	-	30

¹ The prosecuting official authorized the filing of the application under provisions of the state's statute. (See Table 1 for this state's statutory citation.)

² Type: WS = Standard Telephone (Wire), WC = Cellular or Mobile Telephone (Wire), WO = Other (Wire), OM = Microphone (Oral), OO = Other (Oral), ED = Digital Pager (Electronic), E = Computer or E-Mail (Electronic), EF = Fax Machine (Electronic), EO = Other (Electronic).

³ Location: H = Personal Residence, B = Business, A = Public Area, D = Portable Device, O = Other Location, R = Roving (Relaxed Specification Order), N = Not Specified.

TABLE B-1
STATE CALIFORNIA

CALENDAR YEAR 2000

**REPORT BY PROSECUTORS OF COURT-AUTHORIZED INTERCEPTS OF WIRE, ORAL, OR ELECTRONIC COMMUNICATIONS
PURSUANT TO 18 U.S.C. 2519**

A.O. Number	Number Of Days In Oper- ation ⁴	Average Inter- cepts per Day	Number of ⁵			Costs		Number of					
			Persons Inter- cepted	Intercepts	Incrim- inating Intercepts	Total Cost in \$	Other Than Manpower in \$	Arrests	Trials	Motions to Suppress Intercepts ⁶			Persons Con- victed
										G	D	P	
LOS ANGELES (CONTINUED)													
59	29	23	45	662	314	52,520	8,560	-	-	-	-	-	-
60	40	12	72	484	45	34,535	1,255	1	-	-	-	-	-
61	30	34	99	1,008	39	26,200	2,200	-	-	-	-	-	-
62	88	36	225	3,151	122	85,860	6,400	-	-	-	-	-	-
63	55	123	162	6,751	215	290,600	10,600	17	-	-	-	-	-
64	52	31	NR	1,636	24	RELATED TO NO. 63							
65	30	-	-	-	-	350	350	-	-	-	-	-	-
66	90	12	30	1,072	80	78,104	27,000	5	-	-	-	-	-
67	28	4	7	121	39	35,672	7,000	-	-	-	-	-	-
68	30	177	170	5,310	333	RELATED TO NO. 63							
69	30	26	68	783	108	48,960	5,000	-	-	-	-	-	-
70	30	34	37	1,019	72	33,000	3,000	15	-	-	-	-	-
71	69	45	25	3,118	240	33,120	14,852	10	-	-	-	1	-
72	30	85	117	2,547	83	RELATED TO NO. 63							
73	56	80	NR	4,463	15	RELATED TO NO. 55							
74	30	43	33	1,300	33	RELATED TO NO. 63							
75	30	5	30	135	21	36,000	1,800	-	-	-	-	-	-
76	12	-	-	-	-	16,800	1,000	-	-	-	-	-	-
77	21	1	4	16	-	26,000	1,700	-	-	-	-	-	-
78	18	9	25	164	7	4,640	1,856	RELATED TO NO. 71					
63**	20	4	12	86	21	29,760	-	1	-	-	-	-	-
64**	I	-	-	-	-	-	-	-	-	-	-	-	-
MARIPOSA													
1	70	4	13	280	280	126,093	1,110	-	-	-	-	-	-
ORANGE													
2**	43	37	NR	1,582	130	47,456	1,037	-	-	-	-	-	-
3**	36	33	NR	1,172	376	RELATED TO NO. 2**							
4**	14	18	NR	253	3	RELATED TO NO. 2**							
5**	2	3	4	6	1	3,400	1,200	-	-	-	-	-	-
6**	30	50	18	1,513	94	68,440	-	-	-	-	-	-	-
7**	5	12	NR	60	1	4,900	400	-	-	-	-	-	-

⁴ NI indicates never installed. I indicates installed but never used. NP indicates no prosecutor's report.

⁵ NR indicates not reported or could not be determined.

⁶ Motions: G = Granted, D = Denied, P = Pending.

* This wiretap was terminated during 1998 or earlier, but was not reported at that time because it was part of an ongoing investigation.

**This wiretap was terminated during 1999, but was not reported at that time because it was part of an ongoing investigation.

TABLE B-1
STATE CALIFORNIA

CALENDAR YEAR 2000

**REPORT BY JUDGES OF COURT-AUTHORIZED INTERCEPTS OF WIRE, ORAL, OR ELECTRONIC COMMUNICATIONS
PURSUANT TO 18 U.S.C. 2519**

A.O. Number	Authorizing Official		Offense Specified	Intercept		Date of Application and (Amendment)	Authorized Length		
	Judge	Prosecutor ¹		Type ²	Location ³		Original Order (Days)	Number of Extensions	Total Length (Days)
RIVERSIDE									
1	HANKS	TRASK	NARCOTICS	WC	D	05/08/2000	30	-	30
2	HANKS	TRASK	NARCOTICS	WC	D	06/12/2000	30	-	30
3	HANKS	TRASK	NARCOTICS	WC,ED	D	07/12/2000	30	1	60
SAN BERNARDINO									
4**	WELCH	JENSEN	NARCOTICS	WS	B	05/14/1999	30	1	60
VENTURA									
1	CLONINGER	BRADBURY	MURDER	WS	H	08/14/2000	30	-	30

¹ The prosecuting official authorized the filing of the application under provisions of the state's statute. (See Table 1 for this state's statutory citation.)

² Type: WS = Standard Telephone (Wire), WC = Cellular or Mobile Telephone (Wire), WO = Other (Wire), OM = Microphone (Oral), OO = Other (Oral), ED = Digital Pager (Electronic), E = Computer or E-Mail (Electronic), EF = Fax Machine (Electronic), EO = Other (Electronic).

³ Location: H = Personal Residence, B = Business, A = Public Area, D = Portable Device, O = Other Location, R = Roving (Relaxed Specification Order), N = Not Specified.

TABLE B-1
STATE CALIFORNIA

CALENDAR YEAR 2000

**REPORT BY PROSECUTORS OF COURT-AUTHORIZED INTERCEPTS OF WIRE, ORAL, OR ELECTRONIC COMMUNICATIONS
PURSUANT TO 18 U.S.C. 2519**

A.O. Number	Number Of Days In Oper- ation ⁴	Average Inter- cepts per Day	Number of ⁵			Costs		Number of						
			Persons Inter- cepted	Intercepts	Incrim- inating Intercepts	Total Cost in \$	Other Than Manpower in \$	Arrests	Trials	Motions to Suppress Intercepts ⁶			Persons Con- victed	
										G	D	P		
RIVERSIDE														
1	30	2	6	71	15	21,664	4,000	RELATED TO NO. 3						
2	30	3	10	98	37	39,328	4,000	RELATED TO NO. 3						
3	60	4	23	225	38	79,704	9,048	2	-	-	-	-	-	
SAN BERNARDINO														
4**	58	77	11	4,476	474	26,056	1,000	11	-	-	-	-	5	
VENTURA														
1	30	43	NR	1,284	1	-	-	-	-	-	-	-	-	

⁴ NI indicates never installed. I indicates installed but never used. NP indicates no prosecutor's report.

⁵ NR indicates not reported or could not be determined.

⁶ Motions: G = Granted, D = Denied, P = Pending.

* This wiretap was terminated during 1998 or earlier, but was not reported at that time because it was part of an ongoing investigation.

**This wiretap was terminated during 1999, but was not reported at that time because it was part of an ongoing investigation.

TABLE B-1
STATE COLORADO

CALENDAR YEAR 2000

**REPORT BY JUDGES OF COURT-AUTHORIZED INTERCEPTS OF WIRE, ORAL, OR ELECTRONIC COMMUNICATIONS
PURSUANT TO 18 U.S.C. 2519**

A.O. Number	Authorizing Official		Offense Specified	Intercept		Date of Application and (Amendment)	Authorized Length		
	Judge	Prosecutor ¹		Type ²	Location ³		Original Order (Days)	Number of Extensions	Total Length (Days)
4TH JUDICIAL DISTRICT (EL PASO)									
1	MARTINEZ	SMITH	MURDER	WS,WC	H,D	04/25/2000	30	-	30
12TH JUDICIAL DISTRICT (RIO GRANDE)									
1	OGBURN	HAYES	MURDER	WS	D	12/03/1999	30	-	30
14TH JUDICIAL DISTRICT (GRAND)									
1	WILLIAMS	MCLIMANS	MURDER	WS	O	01/29/2000	30	-	30
2	DOUCETTE	MCLIMANS	MURDER	WS	O	02/06/2000	30	-	30
3	DOUCETTE	MCLIMANS	MURDER	WS	O	02/07/2000	30	-	30

¹ The prosecuting official authorized the filing of the application under provisions of the state's statute. (See Table 1 for this state's statutory citation.)

² Type: WS = Standard Telephone (Wire), WC = Cellular or Mobile Telephone (Wire), WO = Other (Wire), OM = Microphone (Oral), OO = Other (Oral), ED = Digital Pager (Electronic), E = Computer or E-Mail (Electronic), EF = Fax Machine (Electronic), EO = Other (Electronic).

³ Location: H = Personal Residence, B = Business, A = Public Area, D = Portable Device, O = Other Location, R = Roving (Relaxed Specification Order), N = Not Specified.

TABLE B-1
STATE COLORADO

CALENDAR YEAR 2000

**REPORT BY PROSECUTORS OF COURT-AUTHORIZED INTERCEPTS OF WIRE, ORAL, OR ELECTRONIC COMMUNICATIONS
PURSUANT TO 18 U.S.C. 2519**

A.O. Number	Number Of Days In Oper- ation ⁴	Average Inter- cepts per Day	Number of ⁵			Costs		Number of					
			Persons Inter- cepted	Intercepts	Incrim- inating Intercepts	Total Cost in \$	Other Than Manpower in \$	Arrests	Trials	Motions to Suppress Intercepts ⁶			Persons Con- victed
										G	D	P	
4TH JUDICIAL DISTRICT (EL PASO)													
1	7	15	30	103	-	9,912	1,314	1	-	-	-	-	-
12TH JUDICIAL DISTRICT (RIO GRANDE)													
1	NP	-	-	-	-	-	-	-	-	-	-	-	-
14TH JUDICIAL DISTRICT (GRAND)													
1	9	-	2	2	1	4,347	297	-	-	-	-	-	-
2	2	2	2	3	-	1,026	126	-	-	-	-	-	-
3	7	5	6	38	8	3,206	56	-	-	-	-	-	-

⁴ NI indicates never installed. I indicates installed but never used. NP indicates no prosecutor's report.

⁵ NR indicates not reported or could not be determined.

⁶ Motions: G = Granted, D = Denied, P = Pending.

* This wiretap was terminated during 1998 or earlier, but was not reported at that time because it was part of an ongoing investigation.

**This wiretap was terminated during 1999, but was not reported at that time because it was part of an ongoing investigation.

TABLE B-1
STATE CONNECTICUT

CALENDAR YEAR 2000

**REPORT BY JUDGES OF COURT-AUTHORIZED INTERCEPTS OF WIRE, ORAL, OR ELECTRONIC COMMUNICATIONS
PURSUANT TO 18 U.S.C. 2519**

A.O. Number	Authorizing Official		Offense Specified	Intercept		Date of Application and (Amendment)	Authorized Length		
	Judge	Prosecutor ¹		Type ²	Location ³		Original Order (Days)	Number of Extensions	Total Length (Days)
LITCHFIELD									
7**	MULCAHY	MACO	NARCOTICS	WC	D	09/30/1999	15	-	15
8**	MULCAHY	MACO	NARCOTICS	WS	H	09/30/1999	15	-	15
9**	MULCAHY	MACO	NARCOTICS	WS	H	09/30/1999	15	-	15
10**	MULCAHY	MACO	NARCOTICS	WC	D	10/21/1999	15	-	15
11**	MULCAHY	MACO	NARCOTICS	WS	H	10/21/1999	15	-	15
12**	MULCAHY	MACO	NARCOTICS	WS	H	10/21/1999	15	-	15
NEW BRITAIN									
1	MULCAHY	MURPHY	RACKETEERING	WS	H	12/01/2000	15	-	15
NEW HAVEN									
1	MULCAHY	DEARINGTON	NARCOTICS	WS,WC	H,D	03/28/2000	15	-	15
2	MULCAHY	CONNELLY	NARCOTICS	WS	H	10/31/2000	15	-	15
3	MULCAHY	CONNELLY	NARCOTICS	WS	H	11/09/2000	15	-	15

¹ The prosecuting official authorized the filing of the application under provisions of the state's statute. (See Table 1 for this state's statutory citation.)

² Type: WS = Standard Telephone (Wire), WC = Cellular or Mobile Telephone (Wire), WO = Other (Wire), OM = Microphone (Oral), OO = Other (Oral), ED = Digital Pager (Electronic), E = Computer or E-Mail (Electronic), EF = Fax Machine (Electronic), EO = Other (Electronic).

³ Location: H = Personal Residence, B = Business, A = Public Area, D = Portable Device, O = Other Location, R = Roving (Relaxed Specification Order), N = Not Specified.

TABLE B-1
STATE CONNECTICUT

CALENDAR YEAR 2000

**REPORT BY PROSECUTORS OF COURT-AUTHORIZED INTERCEPTS OF WIRE, ORAL, OR ELECTRONIC COMMUNICATIONS
PURSUANT TO 18 U.S.C. 2519**

A.O. Number	Number Of Days In Oper- ation ⁴	Average Inter- cepts per Day	Number of ⁵			Costs		Number of					
			Persons Inter- cepted	Intercepts	Incrim- inating Intercepts	Total Cost in \$	Other Than Manpower in \$	Arrests	Trials	Motions to Suppress Intercepts ⁶			Persons Con- victed
										G	D	P	
LITCHFIELD													
7**	NP	-	-	-	-	-	-	-	-	-	-	-	-
8**	NP	-	-	-	-	-	-	-	-	-	-	-	-
9**	NP	-	-	-	-	-	-	-	-	-	-	-	-
10**	NP	-	-	-	-	-	-	-	-	-	-	-	-
11**	NP	-	-	-	-	-	-	-	-	-	-	-	-
12**	NP	-	-	-	-	-	-	-	-	-	-	-	-
NEW BRITAIN													
1	4	90	24	358	279	3,900	1,200	-	-	-	-	-	-
NEW HAVEN													
1	15	43	30	646	204	62,432	30,564	6	-	-	-	-	1
2	5	54	17	269	-	21,973	7,500	-	-	-	-	-	-
3	15	56	110	834	69	57,344	5,000	-	-	-	-	-	-

⁴ NI indicates never installed. I indicates installed but never used. NP indicates no prosecutor's report.

⁵ NR indicates not reported or could not be determined.

⁶ Motions: G = Granted, D = Denied, P = Pending.

* This wiretap was terminated during 1998 or earlier, but was not reported at that time because it was part of an ongoing investigation.

**This wiretap was terminated during 1999, but was not reported at that time because it was part of an ongoing investigation.

TABLE B-1
STATE FLORIDA

CALENDAR YEAR 2000

**REPORT BY JUDGES OF COURT-AUTHORIZED INTERCEPTS OF WIRE, ORAL, OR ELECTRONIC COMMUNICATIONS
PURSUANT TO 18 U.S.C. 2519**

A.O. Number	Authorizing Official		Offense Specified	Intercept		Date of Application and (Amendment)	Authorized Length		
	Judge	Prosecutor ¹		Type ²	Location ³		Original Order (Days)	Number of Extensions	Total Length (Days)
2ND JUDICIAL CIRCUIT (LEON)									
1	WELLS	HINES	NARCOTICS	WC	D	08/16/2000	30	-	30
4TH JUDICIAL CIRCUIT (DUVAL)									
1	MATHIS	SHORSTEIN	NARCOTICS	WC	D	06/01/2000	30	-	30
2	MATHIS	SHORSTEIN	NARCOTICS	WC	D	06/01/2000	30	1	60
3	MATHIS	SHORSTEIN	NARCOTICS	WS	H	06/01/2000	30	1	60
4	MATHIS	SHORSTEIN	NARCOTICS	WS	H	06/01/2000	30	1	60
5	MATHIS	SHORSTEIN	NARCOTICS	ED	D	06/01/2000	30	-	30
6	MATHIS	SHORSTEIN	NARCOTICS	WC	D	06/01/2000	30	1	60
7	STETSON	SHORSTEIN	GAMBLING	WS	H	11/06/2000	30	-	30
8	STETSON	SHORSTEIN	GAMBLING	WS	B	11/06/2000	30	-	30
9	STETSON	SHORSTEIN	GAMBLING	WS	H	11/06/2000	30	-	30
9TH JUDICIAL CIRCUIT (ORANGE/OSCEOLA)									
1	LESTER	HINES	NARCOTICS	WS	H	02/14/2000	30	1	60
2	LESTER	HINES	NARCOTICS	WC	D	03/14/2000	30	-	30
3	LESTER	HINES	NARCOTICS	WS	H	03/14/2000	30	-	30
4	JOHNSON	LAMAR	NARCOTICS	WC	D	07/01/2000	30	1	60
5	JOHNSON	LAMAR	NARCOTICS	WS	B	07/28/2000	30	-	30
6	JOHNSON	LAMAR	NARCOTICS	WS	H	07/28/2000	30	1	60
7	JOHNSON	LAMAR	NARCOTICS	WC	D	07/28/2000	30	1	60
8	JOHNSON	LAMAR	NARCOTICS	WC	D	08/03/2000	30	1	60
9	SMITH	HINES	RACKETEERING	WS	H	08/15/2000	30	-	30
10	SMITH	HINES	RACKETEERING	WS	H	08/15/2000	30	-	30
11	JOHNSON	LAMAR	NARCOTICS	WC	D	08/31/2000	30	1	60
12	JOHNSON	LAMAR	NARCOTICS	WC	D	08/31/2000	30	-	30
13	JOHNSON	LAMAR	NARCOTICS	WC	D	09/22/2000	30	-	30
14	JOHNSON	LAMAR	NARCOTICS	WC	D	10/06/2000	30	-	30
15	JOHNSON	LAMAR	NARCOTICS	WC	D	10/13/2000	30	-	30
16	JOHNSON	LAMAR	NARCOTICS	WC	D	10/23/2000	30	-	30
11TH JUDICIAL CIRCUIT (DADE)									
1	SCHWARTZ	RUNDLE	NARCOTICS	WS	H	03/23/2000	30	1	60
2	FIRTEL	RUNDLE	NARCOTICS	WC	D	05/05/2000	30	-	30

¹ The prosecuting official authorized the filing of the application under provisions of the state's statute. (See Table 1 for this state's statutory citation.)

² Type: WS = Standard Telephone (Wire), WC = Cellular or Mobile Telephone (Wire), WO = Other (Wire), OM = Microphone (Oral), OO = Other (Oral), ED = Digital Pager (Electronic), E = Computer or E-Mail (Electronic), EF = Fax Machine (Electronic), EO = Other (Electronic).

³ Location: H = Personal Residence, B = Business, A = Public Area, D = Portable Device, O = Other Location, R = Roving (Relaxed Specification Order), N = Not Specified.

TABLE B-1
STATE FLORIDA

CALENDAR YEAR 2000

**REPORT BY PROSECUTORS OF COURT-AUTHORIZED INTERCEPTS OF WIRE, ORAL, OR ELECTRONIC COMMUNICATIONS
PURSUANT TO 18 U.S.C. 2519**

A.O. Number	Number Of Days In Oper- ation ⁴	Average Inter- cepts per Day	Number of ⁵			Costs		Number of					
			Persons Inter- cepted	Intercepts	Incrim- inating Intercepts	Total Cost in \$	Other Than Manpower in \$	Arrests	Trials	Motions to Suppress Intercepts ⁶			Persons Con- victed
										G	D	P	
2ND JUDICIAL CIRCUIT (LEON)													
1	22	276	34	6,061	864	228,000	10,000	23	-	-	-	-	-
4TH JUDICIAL CIRCUIT (DUVAL)													
1	14	63	30	885	41	RELATED TO NO. 6							
2	45	83	40	3,717	193	RELATED TO NO. 6							
3	45	128	40	5,782	138	RELATED TO NO. 6							
4	45	134	40	6,032	89	RELATED TO NO. 6							
5	NI	-	-	-	-	-	-	-	-	-	-	-	-
6	45	146	40	6,562	208	160,000	25,000	35	-	-	-	-	-
7	14	26	15	361	10	23,518	1,518	3	-	-	-	-	-
8	14	30	30	415	110	RELATED TO NO. 7							
9	14	38	20	528	299	RELATED TO NO. 7							
9TH JUDICIAL CIRCUIT (ORANGE/OSCEOLA)													
1	60	61	23	3,667	236	159,317	4,685	23	-	-	-	-	-
2	21	10	23	212	21	RELATED TO NO. 1							
3	24	8	23	181	18	RELATED TO NO. 1							
4	58	49	381	2,864	285	RELATED TO NO. 13							
5	24	12	106	278	2	RELATED TO NO. 13							
6	50	47	266	2,368	133	RELATED TO NO. 13							
7	47	49	189	2,292	155	RELATED TO NO. 13							
8	44	52	158	2,278	390	RELATED TO NO. 13							
9	30	34	54	1,013	169	67,125	18,645	-	-	-	-	-	-
10	22	50	49	1,096	56	RELATED TO NO. 9		4	-	-	-	-	-
11	18	90	213	1,611	188	RELATED TO NO. 13							
12	19	27	75	519	55	RELATED TO NO. 13							
13	29	51	146	1,481	278	750,000	250,000	15	-	-	-	-	-
14	27	35	59	939	177	RELATED TO NO. 13							
15	20	27	42	534	69	RELATED TO NO. 13							
16	17	13	92	228	59	RELATED TO NO. 13							
11TH JUDICIAL CIRCUIT (DADE)													
1	60	31	20	1,846	242	164,422	1,000	4	-	-	-	1	-
2	30	8	10	240	176	RELATED TO NO. 1							

⁴ NI indicates never installed. I indicates installed but never used. NP indicates no prosecutor's report.

⁵ NR indicates not reported or could not be determined.

⁶ Motions: G = Granted, D = Denied, P = Pending.

* This wiretap was terminated during 1998 or earlier, but was not reported at that time because it was part of an ongoing investigation.

**This wiretap was terminated during 1999, but was not reported at that time because it was part of an ongoing investigation.

TABLE B-1
STATE FLORIDA

CALENDAR YEAR 2000

**REPORT BY JUDGES OF COURT-AUTHORIZED INTERCEPTS OF WIRE, ORAL, OR ELECTRONIC COMMUNICATIONS
PURSUANT TO 18 U.S.C. 2519**

A.O. Number	Authorizing Official		Offense Specified	Intercept		Date of Application and (Amendment)	Authorized Length		
	Judge	Prosecutor ¹		Type ²	Location ³		Original Order (Days)	Number of Extensions	Total Length (Days)
11TH JUDICIAL CIRCUIT (DADE) (CONTINUED)									
3	FIRTEL	RUNDLE	NARCOTICS	WC	D	05/05/2000	30	-	30
4	BAGLEY	RUNDLE	NARCOTICS	WC	D	08/01/2000	30	1	60
5	CRESPO	RUNDLE	NARCOTICS	WC	D	11/29/2000	30	-	30
18TH JUDICIAL CIRCUIT (BREVARD/SEMINOLE)									
1	EVANDER	WOLFINGER	NARCOTICS	WS	H	02/28/2000	30	1	60
2	EVANDER	WOLFINGER	NARCOTICS	WC	D	03/13/2000	30	-	30
3	EVANDER	WOLFINGER	NARCOTICS	WC	D	04/07/2000	30	-	30
4	SILVERNAIL	WOLFINGER	RACKETEERING	WS	H	06/23/2000	3	-	3
5	SILVERNAIL	HOLMES	RACKETEERING	WS	H	06/23/2000	5	-	5
6	SILVERNAIL	WOLFINGER	RACKETEERING	WS	H	06/23/2000	30	-	30
7	SILVERNAIL	WOLFINGER	RACKETEERING	WC	D	06/23/2000	30	1	48
8	SILVERNAIL	HOLMES	RACKETEERING	ED	D	07/10/2000	30	-	30
9	SILVERNAIL	HOLMES	RACKETEERING	WS	H	07/10/2000	29	-	29
10	SILVERNAIL	HOLMES	RACKETEERING	WC	D	07/18/2000	21	-	21
11	SILVERNAIL	WOLFINGER	RACKETEERING	WS	H	07/19/2000	20	-	20
20TH JUDICIAL CIRCUIT (LEE)									
1	WELLS	HINES	NARCOTICS	WS	H	09/01/2000	30	1	60

¹ The prosecuting official authorized the filing of the application under provisions of the state's statute. (See Table 1 for this state's statutory citation.)

² Type: WS = Standard Telephone (Wire), WC = Cellular or Mobile Telephone (Wire), WO = Other (Wire), OM = Microphone (Oral), OO = Other (Oral), ED = Digital Pager (Electronic), E = Computer or E-Mail (Electronic), EF = Fax Machine (Electronic), EO = Other (Electronic).

³ Location: H = Personal Residence, B = Business, A = Public Area, D = Portable Device, O = Other Location, R = Roving (Relaxed Specification Order), N = Not Specified.

TABLE B-1
STATE FLORIDA

CALENDAR YEAR 2000

**REPORT BY PROSECUTORS OF COURT-AUTHORIZED INTERCEPTS OF WIRE, ORAL, OR ELECTRONIC COMMUNICATIONS
PURSUANT TO 18 U.S.C. 2519**

A.O. Number	Number Of Days In Oper- ation ⁴	Average Inter- cepts per Day	Number of ⁵			Costs		Number of						
			Persons Inter- cepted	Intercepts	Incrim- inating Intercepts	Total Cost in \$	Other Than Manpower in \$	Arrests	Trials	Motions to Suppress Intercepts ⁶			Persons Con- victed	
										G	D	P		
11TH JUDICIAL CIRCUIT (DADE) (CONTINUED)														
3	30	-	NR	NR	NR	RELATED TO NO. 1								
4	60	28	40	1,695	1,295	53,584	1,000	RELATED TO NO. 1						
5	I	-	-	-	-	RELATED TO NO. 4		RELATED TO NO. 1						
18TH JUDICIAL CIRCUIT (BREVARD/SEMINOLE)														
1	60	39	282	2,365	42	52,000	-	-	-	-	-	-	-	-
2	30	17	25	509	27	RELATED TO NO. 1								
3	4	34	11	137	-	RELATED TO NO. 1								
4	3	-	12	-	-	RELATED TO NO. 7								
5	5	11	17	56	1	RELATED TO NO. 7								
6	30	35	401	1,050	21	RELATED TO NO. 7								
7	48	31	1,014	1,491	432	420,000	20,000	12	-	-	-	-	-	-
8	29	1	-	23	8	RELATED TO NO. 7								
9	29	36	481	1,040	307	RELATED TO NO. 7								
10	21	34	411	721	79	RELATED TO NO. 7								
11	20	27	307	531	41	RELATED TO NO. 7								
20TH JUDICIAL CIRCUIT (LEE)														
1	45	46	113	2,068	165	29,720	425	1	-	-	-	-	-	-

⁴ NI indicates never installed. I indicates installed but never used. NP indicates no prosecutor's report.

⁵ NR indicates not reported or could not be determined.

⁶ Motions: G = Granted, D = Denied, P = Pending.

* This wiretap was terminated during 1998 or earlier, but was not reported at that time because it was part of an ongoing investigation.

**This wiretap was terminated during 1999, but was not reported at that time because it was part of an ongoing investigation.

TABLE B-1
STATE GEORGIA

CALENDAR YEAR 2000

**REPORT BY JUDGES OF COURT-AUTHORIZED INTERCEPTS OF WIRE, ORAL, OR ELECTRONIC COMMUNICATIONS
PURSUANT TO 18 U.S.C. 2519**

A.O. Number	Authorizing Official		Offense Specified	Intercept		Date of Application and (Amendment)	Authorized Length		
	Judge	Prosecutor ¹		Type ²	Location ³		Original Order (Days)	Number of Extensions	Total Length (Days)
FLOYD									
1	WALTHER	COLSTON	MURDER	WS	H	10/02/2000	20	-	20
TALLAPOOSA									
1	FOSTER	OSBORNE	NARCOTICS	WS	H	10/10/2000	20	1	40
2	FOSTER	OSBORNE	NARCOTICS	WS	H	10/10/2000	20	1	40

¹ The prosecuting official authorized the filing of the application under provisions of the state's statute. (See Table 1 for this state's statutory citation.)

² Type: WS = Standard Telephone (Wire), WC = Cellular or Mobile Telephone (Wire), WO = Other (Wire), OM = Microphone (Oral), OO = Other (Oral), ED = Digital Pager (Electronic), E = Computer or E-Mail (Electronic), EF = Fax Machine (Electronic), EO = Other (Electronic).

³ Location: H = Personal Residence, B = Business, A = Public Area, D = Portable Device, O = Other Location, R = Roving (Relaxed Specification Order), N = Not Specified.

TABLE B-1
STATE GEORGIA

CALENDAR YEAR 2000

**REPORT BY PROSECUTORS OF COURT-AUTHORIZED INTERCEPTS OF WIRE, ORAL, OR ELECTRONIC COMMUNICATIONS
PURSUANT TO 18 U.S.C. 2519**

A.O. Number	Number Of Days in Oper- ation ⁴	Average Inter- cepts per Day	Number of ⁵			Costs		Number of					
			Persons Inter- cepted	Intercepts	Incrim- inating Intercepts	Total Cost in \$	Other Than Manpower in \$	Arrests	Trials	Motions to Suppress Intercepts ⁶			Persons Con- victed
										G	D	P	
FLOYD													
1	19	69	13	1,302	48	-	-	2	-	-	-	-	-
TALLAPOOSA													
1	33	42	77	1,402	97	31,368	4,368	-	-	-	-	-	-
2	33	32	52	1,054	25	RELATED TO NO. 1							

⁴ NI indicates never installed. I indicates installed but never used. NP indicates no prosecutor's report.

⁵ NR indicates not reported or could not be determined.

⁶ Motions: G = Granted, D = Denied, P = Pending.

* This wiretap was terminated during 1998 or earlier, but was not reported at that time because it was part of an ongoing investigation.

**This wiretap was terminated during 1999, but was not reported at that time because it was part of an ongoing investigation.

**TABLE B-1
STATE IDAHO**

CALENDAR YEAR 2000

**REPORT BY JUDGES OF COURT-AUTHORIZED INTERCEPTS OF WIRE, ORAL, OR ELECTRONIC COMMUNICATIONS
PURSUANT TO 18 U.S.C. 2519**

A.O. Number	Authorizing Official		Offense Specified	Intercept		Date of Application and (Amendment)	Authorized Length		
	Judge	Prosecutor ¹		Type ²	Location ³		Original Order (Days)	Number of Extensions	Total Length (Days)
LATAH									
1	STEGNER	THOMPSON	MURDER	WS	O	03/30/2000	30	-	30

¹ The prosecuting official authorized the filing of the application under provisions of the state's statute. (See Table 1 for this state's statutory citation.)

² Type: WS = Standard Telephone (Wire), WC = Cellular or Mobile Telephone (Wire), WO = Other (Wire), OM = Microphone (Oral), OO = Other (Oral), ED = Digital Pager (Electronic), E = Computer or E-Mail (Electronic), EF = Fax Machine (Electronic), EO = Other (Electronic).

³ Location: H = Personal Residence, B = Business, A = Public Area, D = Portable Device, O = Other Location, R = Roving (Relaxed Specification Order), N = Not Specified.

**TABLE B-1
STATE IDAHO**

CALENDAR YEAR 2000

**REPORT BY PROSECUTORS OF COURT-AUTHORIZED INTERCEPTS OF WIRE, ORAL, OR ELECTRONIC COMMUNICATIONS
PURSUANT TO 18 U.S.C. 2519**

A.O. Number	Number Of Days In Oper- ation ⁴	Average Inter- cepts per Day	Number of ⁵			Costs		Number of					
			Persons Inter- cepted	Intercepts	Incrim- inating Intercepts	Total Cost in \$	Other Than Manpower in \$	Arrests	Trials	Motions to Suppress Intercepts ⁶			Persons Con- victed
										G	D	P	
LATAH													
1	30	14	22	415	12	21,029	2,248	1	1	-	-	-	1

⁴ NI indicates never installed. I indicates installed but never used. NP indicates no prosecutor's report.

⁵ NR indicates not reported or could not be determined.

⁶ Motions: G = Granted, D = Denied, P = Pending.

* This wiretap was terminated during 1998 or earlier, but was not reported at that time because it was part of an ongoing investigation.

**This wiretap was terminated during 1999, but was not reported at that time because it was part of an ongoing investigation.

TABLE B-1
STATE ILLINOIS

CALENDAR YEAR 2000

**REPORT BY JUDGES OF COURT-AUTHORIZED INTERCEPTS OF WIRE, ORAL, OR ELECTRONIC COMMUNICATIONS
PURSUANT TO 18 U.S.C. 2519**

A.O. Number	Authorizing Official		Offense Specified	Intercept		Date of Application and (Amendment)	Authorized Length		
	Judge	Prosecutor ¹		Type ²	Location ³		Original Order (Days)	Number of Extensions	Total Length (Days)
BROWN									
1	SLOCUM	HOOVER	NARCOTICS	OM	H,A	07/07/2000	10	-	10
COOK									
1	MORAN	DEVINE	NARCOTICS	WS	H	02/03/2000	30	-	30
2	MORAN	DEVINE	NARCOTICS	WC	D	02/03/2000	30	-	30
3	MORAN	DEVINE	NARCOTICS	WC	D	02/15/2000	30	-	30
4	FITZGERALD	DEVINE	NARCOTICS	WC	D	04/25/2000	30	-	30
5	FITZGERALD	DEVINE	NARCOTICS	WC	D	07/05/2000	30	-	30
6	FITZGERALD	DEVINE	NARCOTICS	WS	H	07/05/2000	30	-	30
7	FITZGERALD	DEVINE	NARCOTICS	WC	D	07/13/2000	30	-	30
8	FITZGERALD	DEVINE	NARCOTICS	OM	O	08/01/2000	30	-	30
9	FITZGERALD	DEVINE	NARCOTICS	WC	D	08/29/2000	30	1	60
EDGAR									
1	SCOTT	SULLIVAN	MURDER	OM	O	03/09/2000	10	-	10
2	SCOTT	SULLIVAN	MURDER	OM	O	03/31/2000	10	-	10
3	SCOTT	SULLIVAN	MURDER	OM	O	04/12/2000	10	-	10
FAYETTE									
1	SCHWARM	OVERHOLT	ARSON	OM	R	02/14/2000	10	-	10
2	SCHWARM	OVERHOLT	NARCOTICS	OM	R	10/24/2000	10	-	10
3	SCHWARM	OVERHOLT	NARCOTICS	OM	R	10/24/2000	10	-	10
4	SCHWARM	FOWLER	THEFT	OM	R	11/29/2000	10	-	10
5	COADY	FRIEDEL	NARCOTICS	OM	R	12/07/2000	10	-	10
6	COADY	FRIEDEL	NARCOTICS	OM	R	12/07/2000	10	-	10
JERSEY									
1	RUSSELL	RINGHAUSEN	NARCOTICS	OM	H	01/26/2000	10	-	10
KNOX									
1	STEWART	STONE	ASSAULT	OM	R	06/02/2000	9	-	9
2	STEWART	MANGIERI	INTIMIDATION	OM	R	06/02/2000	10	-	10
3	STEWART	MANGIERI	FIREARMS	OM	R	07/17/2000	5	-	5
4	MATHERS	MANGIERI	NARCOTICS	OM	R	10/16/2000	10	-	10
5	MATHERS	MANGIERI	NARCOTICS	OM	R	11/09/2000	9	-	9
6	MATHERS	MANGIERI	NARCOTICS	OM	R	11/27/2000	10	-	10

¹ The prosecuting official authorized the filing of the application under provisions of the state's statute. (See Table 1 for this state's statutory citation.)

² Type: WS = Standard Telephone (Wire), WC = Cellular or Mobile Telephone (Wire), WO = Other (Wire), OM = Microphone (Oral), OO = Other (Oral), ED = Digital Pager (Electronic), E = Computer or E-Mail (Electronic), EF = Fax Machine (Electronic), EO = Other (Electronic).

³ Location: H = Personal Residence, B = Business, A = Public Area, D = Portable Device, O = Other Location, R = Roving (Relaxed Specification Order), N = Not Specified.

TABLE B-1
STATE ILLINOIS

CALENDAR YEAR 2000

**REPORT BY PROSECUTORS OF COURT-AUTHORIZED INTERCEPTS OF WIRE, ORAL, OR ELECTRONIC COMMUNICATIONS
PURSUANT TO 18 U.S.C. 2519**

A.O. Number	Number Of Days In Oper- ation ⁴	Average Inter- cepts per Day	Number of ⁵			Costs		Number of						
			Persons Inter- cepted	Intercepts	Incrim- inating Intercepts	Total Cost in \$	Other Than Manpower in \$	Arrests	Trials	Motions to Suppress Intercepts ⁶			Persons Con- victed	
										G	D	P		
BROWN														
1	10	-	NR	NR	NR	-	-	4	-	-	-	-	2	
COOK														
1	29	58	68	1,677	31	-	-	-	-	-	-	-	-	
2	29	12	68	354	42	-	-	-	-	-	-	-	-	
3	21	9	5	198	4	-	-	-	-	-	-	-	-	
4	17	4	8	70	28	-	-	RELATED TO NO. 5						
5	25	38	12	960	81	-	-	5	-	-	-	-	-	
6	25	28	12	694	59	-	-	RELATED TO NO. 5						
7	29	70	64	2,018	155	-	-	2	-	-	-	-	-	
8	I	-	-	-	-	-	-	-	-	-	-	-	-	
9	52	60	44	3,134	383	-	-	14	-	-	-	-	-	
EDGAR														
1	NI	-	-	-	-	-	-	-	-	-	-	-	-	
2	4	1	2	2	-	490	400	-	-	-	-	-	-	
3	10	-	2	2	-	RELATED TO NO. 2								
FAYETTE														
1	NI	-	-	-	-	-	-	-	-	-	-	-	-	
2	NI	-	-	-	-	-	-	-	-	-	-	-	-	
3	1	1	1	1	1	852	100	-	-	-	-	-	-	
4	1	2	2	2	2	RELATED TO NO. 3								
5	1	1	1	1	1	400	50	-	-	-	-	-	-	
6	1	1	3	1	1	RELATED TO NO. 5								
JERSEY														
1	NP	-	-	-	-	-	-	-	-	-	-	-	-	
KNOX														
1	1	1	1	1	1	RELATED TO NO. 2								
2	1	1	2	1	1	300	100	1	1	-	-	-	1	
3	2	1	1	2	-	RELATED TO NO. 2								
4	1	1	1	1	1	RELATED TO NO. 2								
5	3	1	1	3	3	RELATED TO NO. 2								
6	I	-	-	-	-	-	-	-	-	-	-	-	-	

⁴ NI indicates never installed. I indicates installed but never used. NP indicates no prosecutor's report.

⁵ NR indicates not reported or could not be determined.

⁶ Motions: G = Granted, D = Denied, P = Pending.

* This wiretap was terminated during 1998 or earlier, but was not reported at that time because it was part of an ongoing investigation.

**This wiretap was terminated during 1999, but was not reported at that time because it was part of an ongoing investigation.

TABLE B-1
STATE ILLINOIS

CALENDAR YEAR 2000

**REPORT BY JUDGES OF COURT-AUTHORIZED INTERCEPTS OF WIRE, ORAL, OR ELECTRONIC COMMUNICATIONS
PURSUANT TO 18 U.S.C. 2519**

A.O. Number	Authorizing Official		Offense Specified	Intercept		Date of Application and (Amendment)	Authorized Length		
	Judge	Prosecutor ¹		Type ²	Location ³		Original Order (Days)	Number of Extensions	Total Length (Days)
LEE									
1	MAGDICH	FISH	NARCOTICS	WC,OO	R	03/23/2000	10	1	20
MCHENRY									
1	CALDWELL	PROSSNITZ	NARCOTICS	OM	H	12/28/1999	10	-	10
MOULTRIE									
1	FLANNELL	WILLIS	NARCOTICS	OM	H	12/29/1999	10	1	20
ROCK ISLAND									
1	STENGEL	DOUGLAS	ROBBERY	OM	H	03/09/2000	1	1	11
2	CONWAY	TERRONEZ	THEFT	WS	B	06/28/2000	10	1	20
3	O'CONNOR	DOUGLAS	THEFT	OO	O	07/31/2000	10	3	40
4	STENGEL	DOUGLAS	ROBBERY	OM	H	09/13/2000	10	-	10
5	MESICH	DOUGLAS	ASSAULT	WS	H	11/09/2000	9	-	9
WASHINGTON									
1	KARMEIER	TRENTMAN	INTIMIDATION	WS	H	02/17/2000	10	-	10
2	HATCH	TRENTMAN	NARCOTICS	OM	H	06/23/2000	10	-	10
3	KARMEIER	TRENTMAN	NARCOTICS	OM	H	07/07/2000	10	-	10
4	KARMEIER	TRENTMAN	THEFT	WS	H	08/25/2000	10	-	10
5	HATCH	TRENTMAN	NARCOTICS	OM	H	09/15/2000	10	-	10
6	CAMPANELLA	TRENTMAN	NARCOTICS	OM	H	09/22/2000	10	-	10
7	KARMEIER	TRENTMAN	NARCOTICS	OM	H	09/26/2000	10	-	10

¹ The prosecuting official authorized the filing of the application under provisions of the state's statute. (See Table 1 for this state's statutory citation.)

² Type: WS = Standard Telephone (Wire), WC = Cellular or Mobile Telephone (Wire), WO = Other (Wire), OM = Microphone (Oral), OO = Other (Oral), ED = Digital Pager (Electronic), E = Computer or E-Mail (Electronic), EF = Fax Machine (Electronic), EO = Other (Electronic).

³ Location: H = Personal Residence, B = Business, A = Public Area, D = Portable Device, O = Other Location, R = Roving (Relaxed Specification Order), N = Not Specified.

TABLE B-1
STATE ILLINOIS

CALENDAR YEAR 2000

**REPORT BY PROSECUTORS OF COURT-AUTHORIZED INTERCEPTS OF WIRE, ORAL, OR ELECTRONIC COMMUNICATIONS
PURSUANT TO 18 U.S.C. 2519**

A.O. Number	Number Of Days In Oper- ation ⁴	Average Inter- cepts per Day	Number of ⁵			Costs		Number of					
			Persons Inter- cepted	Intercepts	Incrim- inating Intercepts	Total Cost in \$	Other Than Manpower in \$	Arrests	Trials	Motions to Suppress Intercepts ⁶			Persons Con- victed
										G	D	P	
LEE													
1	8	2	4	12	12	4,300	-	-	-	-	-	-	-
MCHENRY													
1	1	4	4	4	1	2,000	-	-	-	-	-	-	-
MOULTRIE													
1	2	1	2	2	2	-	-	-	-	-	-	-	-
ROCK ISLAND													
1	11	-	1	1	-	200	-	-	-	-	-	-	-
2	20	-	2	4	3	40	10	2	-	-	-	-	2
3	40	-	2	8	8	1,600	1,200	1	-	-	-	-	-
4	NP	-	-	-	-	-	-	-	-	-	-	-	-
5	7	-	2	2	-	10	-	-	-	-	-	-	-
WASHINGTON													
1	10	-	1	1	1	75	15	5	2	-	-	-	2
2	10	-	1	1	1	RELATED TO NO. 1							
3	10	-	1	1	1	RELATED TO NO. 1							
4	10	-	2	1	-	60	30	1	-	-	-	-	-
5	10	-	1	1	1	RELATED TO NO. 1							
6	10	-	-	-	-	40	15	-	-	-	-	-	-
7	10	-	2	2	2	90	15	-	-	-	-	-	-

⁴ NI indicates never installed. I indicates installed but never used. NP indicates no prosecutor's report.

⁵ NR indicates not reported or could not be determined.

⁶ Motions: G = Granted, D = Denied, P = Pending.

* This wiretap was terminated during 1998 or earlier, but was not reported at that time because it was part of an ongoing investigation.

**This wiretap was terminated during 1999, but was not reported at that time because it was part of an ongoing investigation.

TABLE B-1
STATE IOWA

CALENDAR YEAR 2000

**REPORT BY JUDGES OF COURT-AUTHORIZED INTERCEPTS OF WIRE, ORAL, OR ELECTRONIC COMMUNICATIONS
PURSUANT TO 18 U.S.C. 2519**

A.O. Number	Authorizing Official		Offense Specified	Intercept		Date of Application and (Amendment)	Authorized Length		
	Judge	Prosecutor ¹		Type ²	Location ³		Original Order (Days)	Number of Extensions	Total Length (Days)

STATE ATTORNEY GENERAL

1	GAMBLE	MILLER	NARCOTICS	WS,EF	H,B	08/11/2000	30	1	60
---	--------	--------	-----------	-------	-----	------------	----	---	----

¹ The prosecuting official authorized the filing of the application under provisions of the state's statute. (See Table 1 for this state's statutory citation.)

² Type: WS = Standard Telephone (Wire), WC = Cellular or Mobile Telephone (Wire), WO = Other (Wire), OM = Microphone (Oral), OO = Other (Oral), ED = Digital Pager (Electronic), E = Computer or E-Mail (Electronic), EF = Fax Machine (Electronic), EO = Other (Electronic).

³ Location: H = Personal Residence, B = Business, A = Public Area, D = Portable Device, O = Other Location, R = Roving (Relaxed Specification Order), N = Not Specified.

**TABLE B-1
STATE IOWA**

CALENDAR YEAR 2000

**REPORT BY PROSECUTORS OF COURT-AUTHORIZED INTERCEPTS OF WIRE, ORAL, OR ELECTRONIC COMMUNICATIONS
PURSUANT TO 18 U.S.C. 2519**

A.O. Number	Number Of Days In Oper- ation ⁴	Average Inter- cepts per Day	Number of ⁵			Costs		Number of					
			Persons Inter- cepted	Intercepts	Incrim- inating Intercepts	Total Cost in \$	Other Than Manpower in \$	Arrests	Trials	Motions to Suppress Intercepts ⁶			Persons Con- victed
										G	D	P	
STATE ATTORNEY GENERAL													
1	51	26	49	1,332	106	26,950	4,450	-	-	-	-	-	-

⁴ NI indicates never installed. I indicates installed but never used. NP indicates no prosecutor's report.

⁵ NR indicates not reported or could not be determined.

⁶ Motions: G = Granted, D = Denied, P = Pending.

* This wiretap was terminated during 1998 or earlier, but was not reported at that time because it was part of an ongoing investigation.

**This wiretap was terminated during 1999, but was not reported at that time because it was part of an ongoing investigation.

TABLE B-1
STATE KANSAS

CALENDAR YEAR 2000

**REPORT BY JUDGES OF COURT-AUTHORIZED INTERCEPTS OF WIRE, ORAL, OR ELECTRONIC COMMUNICATIONS
PURSUANT TO 18 U.S.C. 2519**

A.O. Number	Authorizing Official		Offense Specified	Intercept		Date of Application and (Amendment)	Authorized Length		
	Judge	Prosecutor ¹		Type ²	Location ³		Original Order (Days)	Number of Extensions	Total Length (Days)
JOHNSON									
1	MCCLAIN	MORRISON	MURDER	WC	R	05/19/2000	28	-	28

¹ The prosecuting official authorized the filing of the application under provisions of the state's statute. (See Table 1 for this state's statutory citation.)

² Type: WS = Standard Telephone (Wire), WC = Cellular or Mobile Telephone (Wire), WO = Other (Wire), OM = Microphone (Oral), OO = Other (Oral), ED = Digital Pager (Electronic), E = Computer or E-Mail (Electronic), EF = Fax Machine (Electronic), EO = Other (Electronic).

³ Location: H = Personal Residence, B = Business, A = Public Area, D = Portable Device, O = Other Location, R = Roving (Relaxed Specification Order), N = Not Specified.

**TABLE B-1
STATE KANSAS**

CALENDAR YEAR 2000

**REPORT BY PROSECUTORS OF COURT-AUTHORIZED INTERCEPTS OF WIRE, ORAL, OR ELECTRONIC COMMUNICATIONS
PURSUANT TO 18 U.S.C. 2519**

A.O. Number	Number Of Days In Oper- ation ⁴	Average Inter- cepts per Day	Number of ⁵			Costs		Number of					
			Persons Inter- cepted	Intercepts	Incrim- inating Intercepts	Total Cost in \$	Other Than Manpower in \$	Arrests	Trials	Motions to Suppress Intercepts ⁶			Persons Con- victed
										G	D	P	
JOHNSON													
1	12	9	12	108	41	6,350	350	1	-	-	-	-	-

⁴ NI indicates never installed. I indicates installed but never used. NP indicates no prosecutor's report.

⁵ NR indicates not reported or could not be determined.

⁶ Motions: G = Granted, D = Denied, P = Pending.

* This wiretap was terminated during 1998 or earlier, but was not reported at that time because it was part of an ongoing investigation.

**This wiretap was terminated during 1999, but was not reported at that time because it was part of an ongoing investigation.

**TABLE B-1
STATE LOUISIANA**

CALENDAR YEAR 2000

**REPORT BY JUDGES OF COURT-AUTHORIZED INTERCEPTS OF WIRE, ORAL, OR ELECTRONIC COMMUNICATIONS
PURSUANT TO 18 U.S.C. 2519**

A.O. Number	Authorizing Official		Offense Specified	Intercept		Date of Application and (Amendment)	Authorized Length		
	Judge	Prosecutor ¹		Type ²	Location ³		Original Order (Days)	Number of Extensions	Total Length (Days)
BATON ROUGE									
1	DOWNING	BROOKS	NARCOTICS	WS	H	11/22/2000	9	-	9

¹ The prosecuting official authorized the filing of the application under provisions of the state's statute. (See Table 1 for this state's statutory citation.)

² Type: WS = Standard Telephone (Wire), WC = Cellular or Mobile Telephone (Wire), WO = Other (Wire), OM = Microphone (Oral), OO = Other (Oral), ED = Digital Pager (Electronic), E = Computer or E-Mail (Electronic), EF = Fax Machine (Electronic), EO = Other (Electronic).

³ Location: H = Personal Residence, B = Business, A = Public Area, D = Portable Device, O = Other Location, R = Roving (Relaxed Specification Order), N = Not Specified.

**TABLE B-1
STATE LOUISIANA**

CALENDAR YEAR 2000

**REPORT BY PROSECUTORS OF COURT-AUTHORIZED INTERCEPTS OF WIRE, ORAL, OR ELECTRONIC COMMUNICATIONS
PURSUANT TO 18 U.S.C. 2519**

A.O. Number	Number Of Days In Oper- ation ⁴	Average Inter- cepts per Day	Number of ⁵			Costs		Number of					
			Persons Inter- cepted	Intercepts	Incrim- inating Intercepts	Total Cost in \$	Other Than Manpower in \$	Arrests	Trials	Motions to Suppress Intercepts ⁶			Persons Con- victed
										G	D	P	
BATON ROUGE													
1	9	33	15	294	3	9,360	144	5	-	-	-	1	-

⁴ NI indicates never installed. I indicates installed but never used. NP indicates no prosecutor's report.

⁵ NR indicates not reported or could not be determined.

⁶ Motions: G = Granted, D = Denied, P = Pending.

* This wiretap was terminated during 1998 or earlier, but was not reported at that time because it was part of an ongoing investigation.

**This wiretap was terminated during 1999, but was not reported at that time because it was part of an ongoing investigation.

TABLE B-1
STATE MARYLAND

CALENDAR YEAR 2000

**REPORT BY JUDGES OF COURT-AUTHORIZED INTERCEPTS OF WIRE, ORAL, OR ELECTRONIC COMMUNICATIONS
PURSUANT TO 18 U.S.C. 2519**

A.O. Number	Authorizing Official		Offense Specified	Intercept		Date of Application and (Amendment)	Authorized Length		
	Judge	Prosecutor ¹		Type ²	Location ³		Original Order (Days)	Number of Extensions	Total Length (Days)
BALTIMORE									
1	COX	MEYER	NARCOTICS	WS	H	11/22/1999	30	1	58
2	COX	MEYER	NARCOTICS	WS	H	12/27/1999	30	1	54
3	COX	MEYER	NARCOTICS	WS	H	12/27/1999	30	-	30
4	COX	MEYER	NARCOTICS	WS	H	12/27/1999	30	-	30
5	COX	MEYER	NARCOTICS	WS	H	12/27/1999	30	-	30
6	COX	MEYER	NARCOTICS	WS	H	01/04/2000	30	1	54
7	COX	MEYER	NARCOTICS	WS	H	01/07/2000	30	1	48
8	COX	MEYER	NARCOTICS	WS	H	01/10/2000	30	1	37
9	COX	MEYER	NARCOTICS	WS	H	02/01/2000	30	-	30
10	COX	MEYER	NARCOTICS	WS	H	02/01/2000	30	-	30
11	COX	MEYER	NARCOTICS	WS	H	02/01/2000	30	-	30
1**	COX	MEYER	NARCOTICS	WS	H	11/22/1999	30	-	30
2**	COX	MEYER	NARCOTICS	WS	H	11/22/1999	30	-	30
3**	COX	MEYER	NARCOTICS	WS	H	11/22/1999	30	-	30
4**	COX	MEYER	NARCOTICS	WS	H	11/22/1999	30	-	30
5**	COX	MEYER	NARCOTICS	WS	H	11/22/1999	30	-	30
6**	COX	MEYER	NARCOTICS	WS	H	11/30/1999	30	-	30
STATE ATTORNEY GENERAL									
1	PREVAS	JESSAMY	NARCOTICS	WC	D	05/09/2000	30	-	30
2	PREVAS	JESSAMY	MURDER	WC	D	05/18/2000	26	2	58
3	PREVAS	JESSAMY	MURDER	WC	D	06/13/2000	29	2	87
4	PREVAS	JESSAMY	MURDER	WC	D	06/13/2000	29	1	36
5	PREVAS	JESSAMY	MURDER	WC	D	07/11/2000	28	1	58
6	PREVAS	JESSAMY	MURDER	WC	D	07/11/2000	28	-	28
7	PREVAS	JESSAMY	MURDER	WC	D	07/11/2000	30	-	30
8	PREVAS	JESSAMY	MURDER	WC	D	07/11/2000	28	1	34
9	PREVAS	JESSAMY	MURDER	WS	H	08/09/2000	17	-	17
10	PREVAS	JESSAMY	MURDER	WC	D	08/09/2000	9	-	9
11	PREVAS	JESSAMY	MURDER	WC	D	08/09/2000	3	-	3
12	PREVAS	JESSAMY	MURDER	WC	D	08/09/2000	23	-	23
13	PREVAS	JESSAMY	MURDER	WC	D	08/09/2000	23	-	23

¹ The prosecuting official authorized the filing of the application under provisions of the state's statute. (See Table 1 for this state's statutory citation.)

² Type: WS = Standard Telephone (Wire), WC = Cellular or Mobile Telephone (Wire), WO = Other (Wire), OM = Microphone (Oral), OO = Other (Oral), ED = Digital Pager (Electronic), E = Computer or E-Mail (Electronic), EF = Fax Machine (Electronic), EO = Other (Electronic).

³ Location: H = Personal Residence, B = Business, A = Public Area, D = Portable Device, O = Other Location, R = Roving (Relaxed Specification Order), N = Not Specified.

TABLE B-1
STATE MARYLAND

CALENDAR YEAR 2000

**REPORT BY PROSECUTORS OF COURT-AUTHORIZED INTERCEPTS OF WIRE, ORAL, OR ELECTRONIC COMMUNICATIONS
PURSUANT TO 18 U.S.C. 2519**

A.O. Number	Number Of Days In Oper- ation ⁴	Average Inter- cepts per Day	Number of ⁵			Costs		Number of						
			Persons Inter- cepted	Intercepts	Incrim- inating Intercepts	Total Cost in \$	Other Than Manpower in \$	Arrests	Trials	Motions to Suppress Intercepts ⁶			Persons Con- victed	
										G	D	P		
BALTIMORE														
1	58	139	724	8,046	684	34,545	2,529	-	-	-	-	-	-	
2	52	9	106	492	149	RELATED TO NO. 1								
3	10	44	190	443	26	RELATED TO NO. 1								
4	15	31	75	459	90	RELATED TO NO. 1								
5	15	7	16	110	12	RELATED TO NO. 1								
6	53	71	548	3,788	417	RELATED TO NO. 1								
7	44	12	187	526	93	RELATED TO NO. 1								
8	37	22	140	803	125	RELATED TO NO. 1								
9	11	25	57	271	47	RELATED TO NO. 1								
10	18	11	55	190	5	RELATED TO NO. 1								
11	19	11	NR	201	NR	RELATED TO NO. 1								
1**	13	13	64	167	1	RELATED TO NO. 1								
2**	26	66	163	1,703	59	RELATED TO NO. 1								
3**	13	20	133	260	6	RELATED TO NO. 1								
4**	1	27	11	27	2	RELATED TO NO. 1								
5**	27	7	NR	185	NR	RELATED TO NO. 1								
6**	18	9	64	154	11	RELATED TO NO. 1								
STATE ATTORNEY GENERAL														
1	15	22	27	324	14	7,307	810	4	-	-	-	1	-	
2	57	68	288	3,854	322	245,289	18,239	47	-	-	-	1	-	
3	87	23	183	1,958	134	RELATED TO NO. 2								
4	35	18	183	639	5	RELATED TO NO. 2								
5	56	82	443	4,605	227	RELATED TO NO. 2								
6	27	34	121	923	147	RELATED TO NO. 2								
7	29	73	108	2,121	88	RELATED TO NO. 2								
8	33	62	196	2,046	136	RELATED TO NO. 2								
9	15	73	84	1,088	5	RELATED TO NO. 2								
10	7	4	-	28	-	RELATED TO NO. 2								
11	2	47	21	93	1	RELATED TO NO. 2								
12	20	34	72	679	110	RELATED TO NO. 2								
13	21	56	52	1,180	53	RELATED TO NO. 2								

⁴ NI indicates never installed. I indicates installed but never used. NP indicates no prosecutor's report.

⁵ NR indicates not reported or could not be determined.

⁶ Motions: G = Granted, D = Denied, P = Pending.

* This wiretap was terminated during 1998 or earlier, but was not reported at that time because it was part of an ongoing investigation.

**This wiretap was terminated during 1999, but was not reported at that time because it was part of an ongoing investigation.

TABLE B-1
STATE MARYLAND

CALENDAR YEAR 2000

**REPORT BY JUDGES OF COURT-AUTHORIZED INTERCEPTS OF WIRE, ORAL, OR ELECTRONIC COMMUNICATIONS
PURSUANT TO 18 U.S.C. 2519**

A.O. Number	Authorizing Official		Offense Specified	Intercept		Date of Application and (Amendment)	Authorized Length		
	Judge	Prosecutor ¹		Type ²	Location ³		Original Order (Days)	Number of Extensions	Total Length (Days)
STATE ATTORNEY GENERAL (CONTINUED)									
14	PREVAS	JESSAMY	MURDER	WC	D	08/09/2000	4	-	4
15	PREVAS	JESSAMY	MURDER	WC	D	08/11/2000	7	-	7
16	PREVAS	JESSAMY	MURDER	WC	D	08/18/2000	21	-	21
17	QUARLES	JESSAMY	NARCOTICS	WC	D	09/11/2000	30	1	60
18	QUARLES	JESSAMY	NARCOTICS	ED	D	09/26/2000	30	-	30
19	QUARLES	JESSAMY	NARCOTICS	WC	D	10/03/2000	30	-	30
20	SCHWAIT	JESSAMY	NARCOTICS	WC	D	10/03/2000	30	-	30

¹ The prosecuting official authorized the filing of the application under provisions of the state's statute. (See Table 1 for this state's statutory citation.)

² Type: WS = Standard Telephone (Wire), WC = Cellular or Mobile Telephone (Wire), WO = Other (Wire), OM = Microphone (Oral), OO = Other (Oral), ED = Digital Pager (Electronic), E = Computer or E-Mail (Electronic), EF = Fax Machine (Electronic), EO = Other (Electronic).

³ Location: H = Personal Residence, B = Business, A = Public Area, D = Portable Device, O = Other Location, R = Roving (Relaxed Specification Order), N = Not Specified.

TABLE B-1
STATE MARYLAND

CALENDAR YEAR 2000

**REPORT BY PROSECUTORS OF COURT-AUTHORIZED INTERCEPTS OF WIRE, ORAL, OR ELECTRONIC COMMUNICATIONS
PURSUANT TO 18 U.S.C. 2519**

A.O. Number	Number Of Days In Oper- ation ⁴	Average Inter- cepts per Day	Number of ⁵			Costs		Number of					
			Persons Inter- cepted	Intercepts	Incrim- inating Intercepts	Total Cost in \$	Other Than Manpower in \$	Arrests	Trials	Motions to Suppress Intercepts ⁶			Persons Con- victed
										G	D	P	
STATE ATTORNEY GENERAL (CONTINUED)													
14	4	11	14	45	-	RELATED TO NO. 2							
15	7	5	-	36	-	RELATED TO NO. 2							
16	21	106	213	2,216	115	RELATED TO NO. 2							
17	39	79	220	3,091	363	RELATED TO NO. 19							
18	23	5	NR	105	61	RELATED TO NO. 19							
19	13	59	54	762	83	115,396	8,537	36	-	-	-	1	-
20	15	19	26	292	14	750	750	5	-	-	-	1	-

⁴ NI indicates never installed. I indicates installed but never used. NP indicates no prosecutor's report.

⁵ NR indicates not reported or could not be determined.

⁶ Motions: G = Granted, D = Denied, P = Pending.

* This wiretap was terminated during 1998 or earlier, but was not reported at that time because it was part of an ongoing investigation.

**This wiretap was terminated during 1999, but was not reported at that time because it was part of an ongoing investigation.

TABLE B-1

STATE MASSACHUSETTS

CALENDAR YEAR 2000

**REPORT BY JUDGES OF COURT-AUTHORIZED INTERCEPTS OF WIRE, ORAL, OR ELECTRONIC COMMUNICATIONS
PURSUANT TO 18 U.S.C. 2519**

A.O. Number	Authorizing Official		Offense Specified	Intercept		Date of Application and (Amendment)	Authorized Length		
	Judge	Prosecutor ¹		Type ²	Location ³		Original Order (Days)	Number of Extensions	Total Length (Days)
NORFOLK									
1	CONNOLLY	KEATING	GAMBLING	WS,WC	H,B,D	03/08/2000	15	1	30
2	CONNOLLY	KEATING	GAMBLING	WS,WC	H,D	11/18/2000	15	-	15
STATE ATTORNEY GENERAL									
1	GRASSO	BLOOMER	NARCOTICS	ED	R	10/04/1999	15	6	105
2	GRASSO	BLOOMER	NARCOTICS	WS	H	10/08/1999	15	5	90
3	GRASSO	BLOOMER	NARCOTICS	ED	R	10/08/1999	15	5	90

¹ The prosecuting official authorized the filing of the application under provisions of the state's statute. (See Table 1 for this state's statutory citation.)

² Type: WS = Standard Telephone (Wire), WC = Cellular or Mobile Telephone (Wire), WO = Other (Wire), OM = Microphone (Oral), OO = Other (Oral), ED = Digital Pager (Electronic), E = Computer or E-Mail (Electronic), EF = Fax Machine (Electronic), EO = Other (Electronic).

³ Location: H = Personal Residence, B = Business, A = Public Area, D = Portable Device, O = Other Location, R = Roving (Relaxed Specification Order), N = Not Specified.

TABLE B-1
STATE MASSACHUSETTS

CALENDAR YEAR 2000

**REPORT BY PROSECUTORS OF COURT-AUTHORIZED INTERCEPTS OF WIRE, ORAL, OR ELECTRONIC COMMUNICATIONS
PURSUANT TO 18 U.S.C. 2519**

A.O. Number	Number Of Days In Oper- ation ⁴	Average Inter- cepts per Day	Number of ⁵			Costs		Number of					
			Persons Inter- cepted	Intercepts	Incrim- inating Intercepts	Total Cost in \$	Other Than Manpower in \$	Arrests	Trials	Motions to Suppress Intercepts ⁶			Persons Con- victed
										G	D	P	
NORFOLK													
1	25	48	80	1,190	900	213,854	16,154	17	-	-	-	-	7
2	15	103	40	1,541	1,000	81,000	15,000	-	-	-	-	-	-
STATE ATTORNEY GENERAL													
1	92	1	NR	72	30	-	-	-	-	-	-	-	-
2	68	36	138	2,415	46	-	-	-	-	-	-	-	-
3	88	1	NR	80	38	-	-	-	-	-	-	-	-

⁴ NI indicates never installed. I indicates installed but never used. NP indicates no prosecutor's report.

⁵ NR indicates not reported or could not be determined.

⁶ Motions: G = Granted, D = Denied, P = Pending.

* This wiretap was terminated during 1998 or earlier, but was not reported at that time because it was part of an ongoing investigation.

**This wiretap was terminated during 1999, but was not reported at that time because it was part of an ongoing investigation.

TABLE B-1
STATE NEVADA

CALENDAR YEAR 2000

**REPORT BY JUDGES OF COURT-AUTHORIZED INTERCEPTS OF WIRE, ORAL, OR ELECTRONIC COMMUNICATIONS
PURSUANT TO 18 U.S.C. 2519**

A.O. Number	Authorizing Official		Offense Specified	Intercept		Date of Application and (Amendment)	Authorized Length		
	Judge	Prosecutor ¹		Type ²	Location ³		Original Order (Days)	Number of Extensions	Total Length (Days)
CARSON CITY									
1	GRIFFIN	WATERS	NARCOTICS	WS,WC	H,D	11/15/2000	30	-	30
CLARK									
1	LEHMAN	BELL	NARCOTICS	WS	H	04/07/2000	30	-	30
2	LEHMAN	BELL	NARCOTICS	WC	D	04/07/2000	30	-	30
3	LEHMAN	BELL	NARCOTICS	WC	D	04/19/2000	30	-	30
4	CHERRY	BELL	NARCOTICS	WC	D	04/27/2000	30	-	30
5	CHERRY	BELL	NARCOTICS	WC	D	04/27/2000	30	-	30
6	CHERRY	BELL	NARCOTICS	WC	D	05/04/2000	30	-	30
7	DOUGLAS	BELL	MURDER	WS	H	11/30/2000	30	-	30
8	DOUGLAS	BELL	MURDER	WS	H	11/30/2000	30	-	30
WASHOE									
1	POLAHA	GAMMICK	MURDER	WS,OM	H	02/07/2000	14	-	14

¹ The prosecuting official authorized the filing of the application under provisions of the state's statute. (See Table 1 for this state's statutory citation.)

² Type: WS = Standard Telephone (Wire), WC = Cellular or Mobile Telephone (Wire), WO = Other (Wire), OM = Microphone (Oral), OO = Other (Oral), ED = Digital Pager (Electronic), E = Computer or E-Mail (Electronic), EF = Fax Machine (Electronic), EO = Other (Electronic).

³ Location: H = Personal Residence, B = Business, A = Public Area, D = Portable Device, O = Other Location, R = Roving (Relaxed Specification Order), N = Not Specified.

**TABLE B-1
STATE NEVADA**

CALENDAR YEAR 2000

**REPORT BY PROSECUTORS OF COURT-AUTHORIZED INTERCEPTS OF WIRE, ORAL, OR ELECTRONIC COMMUNICATIONS
PURSUANT TO 18 U.S.C. 2519**

A.O. Number	Number Of Days In Oper- ation ⁴	Average Inter- cepts per Day	Number of ⁵			Costs		Number of					
			Persons Inter- cepted	Intercepts	Incrim- inating Intercepts	Total Cost in \$	Other Than Manpower in \$	Arrests	Trials	Motions to Suppress Intercepts ⁶			Persons Con- victed
										G	D	P	
CARSON CITY													
1	22	117	165	2,563	460	80,976	6,000	-	-	-	-	-	-
CLARK													
1	30	27	213	795	43	61,350	1,750	4	-	-	-	-	-
2	30	31	93	934	61	RELATED TO NO. 1							
3	20	27	84	539	32	RELATED TO NO. 1							
4	NI	-	-	-	-	-	-	-	-	-	-	-	-
5	10	-	-	1	-	RELATED TO NO. 1							
6	5	-	-	-	-	RELATED TO NO. 1							
7	21	5	110	109	-	124,200	-	-	-	-	-	-	-
8	21	11	240	238	-	RELATED TO NO. 7							
WASHOE													
1	4	4	18	16	16	10,000	-	3	-	-	-	-	-

⁴ NI indicates never installed. I indicates installed but never used. NP indicates no prosecutor's report.

⁵ NR indicates not reported or could not be determined.

⁶ Motions: G = Granted, D = Denied, P = Pending.

* This wiretap was terminated during 1998 or earlier, but was not reported at that time because it was part of an ongoing investigation.

**This wiretap was terminated during 1999, but was not reported at that time because it was part of an ongoing investigation.

TABLE B-1
STATE NEW JERSEY

CALENDAR YEAR 2000

**REPORT BY JUDGES OF COURT-AUTHORIZED INTERCEPTS OF WIRE, ORAL, OR ELECTRONIC COMMUNICATIONS
PURSUANT TO 18 U.S.C. 2519**

A.O. Number	Authorizing Official		Offense Specified	Intercept		Date of Application and (Amendment)	Authorized Length		
	Judge	Prosecutor ¹		Type ²	Location ³		Original Order (Days)	Number of Extensions	Total Length (Days)
CAMDEN									
7**	NATAL	SOLOMON	NARCOTICS	ED	R	01/21/1999	30	-	30
8**	NATAL	SOLOMON	NARCOTICS	WS	H	01/22/1999	30	1	60
9**	NATAL	SOLOMON	NARCOTICS	WS	H	01/22/1999	30	1	60
10**	NATAL	SOLOMON	NARCOTICS	WC	D	01/25/1999	30	-	30
11**	NATAL	SOLOMON	NARCOTICS	ED	D	01/25/1999	30	-	30
CAPE MAY									
1	GAROFOLO	BLAKER	NARCOTICS	WS,WC	H,B,D	01/19/2000	30	-	30
ESSEX									
1	FALCONE	CAMPOLO	GAMBLING	WS	H	09/05/2000	20	-	20
2	FALCONE	CAMPOLO	GAMBLING	WS	A	09/19/2000	20	-	20
HUDSON									
1	CALLAHAN	THEEMLING	GAMBLING	WC	D	12/17/1999	30	1	60
2	CALLAHAN	THEEMLING	GAMBLING	ED	D	12/17/1999	30	1	60
3	CALLAHAN	THEEMLING	MURDER	ED	D	02/22/2000	30	-	30
4	CALLAHAN	THEEMLING	NARCOTICS	ED	D	05/16/2000	30	2	90
5	CALLAHAN	THEEMLING	NARCOTICS	WS	B	06/15/2000	30	-	30
6	CALLAHAN	THEEMLING	NARCOTICS	WC	D	07/05/2000	30	-	30
13**	D'ITALIA	THEEMLING	GAMBLING	WS	H	02/24/1999	20	-	20
14**	CALLAHAN	THEEMLING	GAMBLING	WC	D	09/22/1999	30	-	30
15**	CALLAHAN	THEEMLING	GAMBLING	ED	D	09/22/1999	30	-	30
16**	CALLAHAN	THEEMLING	GAMBLING	WS	B	09/22/1999	30	-	30
17**	CALLAHAN	THEEMLING	GAMBLING	WC	D	09/22/1999	30	2	90
18**	CALLAHAN	THEEMLING	GAMBLING	ED	D	09/22/1999	30	2	90
19**	CALLAHAN	THEEMLING	GAMBLING	ED	D	10/06/1999	30	1	60
20**	CALLAHAN	THEEMLING	GAMBLING	WC	D	10/13/1999	30	1	60
MERCER									
1	FEINBERG	GIAQUINTO	NARCOTICS	WC	D	08/24/2000	20	-	20
2	FEINBERG	GIAQUINTO	NARCOTICS	WC	D	08/24/2000	20	-	20
3	FEINBERG	GIAQUINTO	NARCOTICS	WS,WC	H,D	08/28/2000	20	-	20
4	FEINBERG	GIAQUINTO	NARCOTICS	WS,WC	H,D	08/28/2000	20	-	20
5	FEINBERG	GIAQUINTO	NARCOTICS	WC	D	11/14/2000	20	2	40
6	FEINBERG	GIAQUINTO	NARCOTICS	WC	D	11/14/2000	20	2	40

¹ The prosecuting official authorized the filing of the application under provisions of the state's statute. (See Table 1 for this state's statutory citation.)

² Type: WS = Standard Telephone (Wire), WC = Cellular or Mobile Telephone (Wire), WO = Other (Wire), OM = Microphone (Oral), OO = Other (Oral), ED = Digital Pager (Electronic), E = Computer or E-Mail (Electronic), EF = Fax Machine (Electronic), EO = Other (Electronic).

³ Location: H = Personal Residence, B = Business, A = Public Area, D = Portable Device, O = Other Location, R = Roving (Relaxed Specification Order), N = Not Specified.

TABLE B-1
STATE NEW JERSEY

CALENDAR YEAR 2000

**REPORT BY PROSECUTORS OF COURT-AUTHORIZED INTERCEPTS OF WIRE, ORAL, OR ELECTRONIC COMMUNICATIONS
PURSUANT TO 18 U.S.C. 2519**

A.O. Number	Number Of Days In Oper- ation ⁴	Average Inter- cepts per Day	Number of ⁵			Costs		Number of					
			Persons Inter- cepted	Intercepts	Incrim- inating Intercepts	Total Cost in \$	Other Than Manpower in \$	Arrests	Trials	Motions to Suppress Intercepts ⁶			Persons Con- victed
										G	D	P	
CAMDEN													
7**	30	1	21	32	17	RELATED TO NO. 8**							
8**	55	12	74	650	445	83,940	1,500	49	-	-	-	-	35
9**	55	17	92	952	281	RELATED TO NO. 8**							
10**	19	16	96	313	71	RELATED TO NO. 11**							
11**	27	21	156	574	-	40,000	5,000	4	-	-	-	-	-
CAPE MAY													
1	17	44	59	749	126	28,407	750	7	-	-	-	-	6
ESSEX													
1	19	44	11	845	402	37,573	333	RELATED TO NO. 2					
2	8	38	2	300	4	16,001	321	3	-	-	-	-	-
HUDSON													
1	47	36	70	1,707	1,103	471,000	35,000	23	-	-	-	-	-
2	48	13	50	612	570	RELATED TO NO. 1							
3	NP	-	-	-	-	-	-	-	-	-	-	-	-
4	NP	-	-	-	-	-	-	-	-	-	-	-	-
5	NP	-	-	-	-	-	-	-	-	-	-	-	-
6	NP	-	-	-	-	-	-	-	-	-	-	-	-
13**	10	27	25	273	148	7,865	65	2	-	-	-	-	-
14**	20	8	12	164	39	RELATED TO NO. 1							
15**	30	1	10	39	26	RELATED TO NO. 1							
16**	22	84	57	1,855	44	RELATED TO NO. 1							
17**	78	43	85	3,345	1,500	RELATED TO NO. 1							
18**	84	3	20	289	250	RELATED TO NO. 1							
19**	56	10	52	558	440	RELATED TO NO. 1							
20**	49	13	36	642	196	RELATED TO NO. 1							
MERCER													
1	18	36	NR	653	148	-	-	6	-	-	-	-	-
2	18	29	NR	523	64	-	-	RELATED TO NO. 1					
3	NP	-	-	-	-	-	-	-	-	-	-	-	-
4	NP	-	-	-	-	-	-	-	-	-	-	-	-
5	40	36	50	1,420	203	56,000	2,000	9	-	-	-	-	-
6	NP	-	-	-	-	-	-	-	-	-	-	-	-

⁴ NI indicates never installed. I indicates installed but never used. NP indicates no prosecutor's report.

⁵ NR indicates not reported or could not be determined.

⁶ Motions: G = Granted, D = Denied, P = Pending.

* This wiretap was terminated during 1998 or earlier, but was not reported at that time because it was part of an ongoing investigation.

**This wiretap was terminated during 1999, but was not reported at that time because it was part of an ongoing investigation.

TABLE B-1
STATE NEW JERSEY

CALENDAR YEAR 2000

**REPORT BY JUDGES OF COURT-AUTHORIZED INTERCEPTS OF WIRE, ORAL, OR ELECTRONIC COMMUNICATIONS
PURSUANT TO 18 U.S.C. 2519**

A.O. Number	Authorizing Official		Offense Specified	Intercept		Date of Application and (Amendment)	Authorized Length		
	Judge	Prosecutor ¹		Type ²	Location ³		Original Order (Days)	Number of Extensions	Total Length (Days)
MIDDLESEX									
1	LONGHI	BERMAN	GAMBLING	WS	H	11/30/2000	20	-	20
MORRIS									
1	FALCONE	DANGLER	NARCOTICS	WS	H	01/20/2000	20	-	20
2	FALCONE	DANGLER	NARCOTICS	WC	D	01/20/2000	20	-	20
3	FALCONE	DANGLER	NARCOTICS	WC	D	02/17/2000	20	1	30
4	FALCONE	DANGLER	NARCOTICS	WC	D	03/20/2000	30	-	30
5	FALCONE	DANGLER	NARCOTICS	WC	D	04/07/2000	30	-	30
PASSAIC									
1	CLARK	FAVA	NARCOTICS	WC	D	06/19/2000	30	-	30
2	CLARK	FAVA	NARCOTICS	WC	D	08/16/2000	30	1	60
3	CLARK	FAVA	NARCOTICS	WC	D	09/06/2000	30	-	30
4	CLARK	FAVA	MURDER	WC	D	11/28/2000	10	-	10
SALEM									
1	GAROFOLO	BERGH	NARCOTICS	WC	D	11/08/2000	20	1	30
SOMERSET									
1	FEINBERG	FORREST	NARCOTICS	WC	D	01/31/2000	20	-	20
2	FEINBERG	FORREST	NARCOTICS	ED	D	01/31/2000	20	1	30
3	FEINBERG	FORREST	NARCOTICS	OM	O	01/31/2000	20	1	30
4	FEINBERG	FORREST	NARCOTICS	WC	D	02/07/2000	20	-	20
5	FEINBERG	FORREST	NARCOTICS	WC	D	02/07/2000	20	-	20
6	FEINBERG	FORREST	NARCOTICS	WC	D	02/15/2000	20	-	20
STATE ATTORNEY GENERAL									
10*	COHEN	VERNIERO	RACKETEERING	WS	B	03/27/1997	30	-	30
11*	COHEN	VERNIERO	RACKETEERING	OM	B	03/27/1997	30	-	30
12*	COHEN	VERNIERO	RACKETEERING	ED	D	08/13/1997	30	-	30
13*	COHEN	VERNIERO	RACKETEERING	ED	D	08/13/1997	30	-	30
14*	COHEN	VERNIERO	RACKETEERING	WS	H	10/27/1997	30	-	30
15*	COHEN	VERNIERO	RACKETEERING	WS	H	10/27/1997	30	-	30
16*	COHEN	VERNIERO	RACKETEERING	WS	H	10/27/1997	30	-	30
17*	CALLAHAN	VERNIERO	NARCOTICS	WC	D	12/16/1997	20	-	20
18*	COHEN	VERNIERO	NARCOTICS	WS	H	12/19/1997	30	-	30

¹ The prosecuting official authorized the filing of the application under provisions of the state's statute. (See Table 1 for this state's statutory citation.)

² Type: WS = Standard Telephone (Wire), WC = Cellular or Mobile Telephone (Wire), WO = Other (Wire), OM = Microphone (Oral), OO = Other (Oral), ED = Digital Pager (Electronic), E = Computer or E-Mail (Electronic), EF = Fax Machine (Electronic), EO = Other (Electronic).

³ Location: H = Personal Residence, B = Business, A = Public Area, D = Portable Device, O = Other Location, R = Roving (Relaxed Specification Order), N = Not Specified.

TABLE B-1
STATE NEW JERSEY

CALENDAR YEAR 2000

**REPORT BY PROSECUTORS OF COURT-AUTHORIZED INTERCEPTS OF WIRE, ORAL, OR ELECTRONIC COMMUNICATIONS
PURSUANT TO 18 U.S.C. 2519**

A.O. Number	Number Of Days in Oper- ation ⁴	Average Inter- cepts per Day	Number of ⁵			Costs		Number of					
			Persons Inter- cepted	Intercepts	Incrim- inating Intercepts	Total Cost in \$	Other Than Manpower in \$	Arrests	Trials	Motions to Suppress Intercepts ⁶			Persons Con- victed
										G	D	P	
MIDDLESEX													
1	18	25	20	443	400	10,290	150	5	-	-	-	-	-
MORRIS													
1	20	27	63	537	265	RELATED TO NO. 2							
2	20	49	79	974	97	49,047	1,797	28	-	-	-	-	19
3	30	49	83	1,462	305	64,797	1,797	21	-	-	-	-	2
4	28	69	8	1,940	102	60,297	1,797	3	-	-	-	-	-
5	22	47	72	1,028	217	38,922	1,797	13	-	-	-	-	4
PASSAIC													
1	6	-	-	-	-	500	200	-	-	-	-	-	-
2	40	53	41	2,128	585	15,000	3,500	14	-	-	-	-	-
3	12	38	18	458	144	14,000	2,500	4	-	-	-	-	-
4	1	6	6	6	6	-	-	-	-	-	-	-	-
SALEM													
1	30	39	306	1,168	59	110,000	10,000	40	-	-	-	-	-
SOMERSET													
1	6	-	-	-	-	RELATED TO NO. 4							
2	22	5	84	117	41	35,200	-	9	-	-	-	-	5
3	22	21	16	458	12	79,172	8,772	RELATED TO NO. 2					
4	6	3	7	18	-	10,150	550	-	-	-	-	-	-
5	16	21	41	329	50	51,750	550	RELATED TO NO. 2					
6	1	60	25	60	-	250	-	-	-	-	-	-	-
STATE ATTORNEY GENERAL													
10*	30	40	44	1,205	215	54,650	-	-	-	-	-	-	-
11*	5	1	3	5	-	5,100	-	-	-	-	-	-	-
12*	30	20	-	612	-	RELATED TO NO. 13*							
13*	30	3	-	99	-	32,517	-	-	-	-	-	-	-
14*	30	90	45	2,686	-	35,806	5,403	-	-	-	-	-	-
15*	30	43	38	1,275	-	33,641	3,238	-	-	-	-	-	-
16*	30	40	42	1,211	-	34,221	3,818	-	-	-	-	-	-
17*	16	-	-	-	-	33,974	2,267	3	-	-	-	-	-
18*	30	31	18	917	-	35,427	5,024	-	-	-	-	-	-

⁴ NI indicates never installed. I indicates installed but never used. NP indicates no prosecutor's report.

⁵ NR indicates not reported or could not be determined.

⁶ Motions: G = Granted, D = Denied, P = Pending.

* This wiretap was terminated during 1998 or earlier, but was not reported at that time because it was part of an ongoing investigation.

**This wiretap was terminated during 1999, but was not reported at that time because it was part of an ongoing investigation.

TABLE B-1
STATE NEW JERSEY

CALENDAR YEAR 2000

**REPORT BY JUDGES OF COURT-AUTHORIZED INTERCEPTS OF WIRE, ORAL, OR ELECTRONIC COMMUNICATIONS
PURSUANT TO 18 U.S.C. 2519**

A.O. Number	Authorizing Official		Offense Specified	Intercept		Date of Application and (Amendment)	Authorized Length		
	Judge	Prosecutor ¹		Type ²	Location ³		Original Order (Days)	Number of Extensions	Total Length (Days)
STATE ATTORNEY GENERAL (CONTINUED)									
19*	COHEN	VERNIERO	NARCOTICS	ED	D	12/19/1997	30	-	30
20*	CALLAHAN	VERNIERO	MURDER	WS	H	02/03/1998	30	1	60
21*	CALLAHAN	VERNIERO	RACKETEERING	WS	H	02/25/1998	30	-	30
22*	CALLAHAN	VERNIERO	RACKETEERING	WS	H	02/25/1998	30	-	30
23*	CALLAHAN	VERNIERO	RACKETEERING	ED	D	02/25/1998	30	-	30
24*	CALLAHAN	VERNIERO	RACKETEERING	WS	H	02/25/1998	30	-	30
25*	COHEN	VERNIERO	RACKETEERING	WS	H	06/04/1998	30	-	30
26*	FEINBERG	VERNIERO	RACKETEERING	EF	B	07/14/1998	30	-	30
27*	FEINBERG	VERNIERO	RACKETEERING	WS	H	07/14/1998	30	2	90
28*	FEINBERG	VERNIERO	RACKETEERING	WS	H	08/18/1998	30	1	60
29*	FEINBERG	VERNIERO	RACKETEERING	WC	D	08/18/1998	30	1	60
30*	COHEN	VERNIERO	RACKETEERING	ED	D	08/18/1998	30	-	30
31*	FEINBERG	VERNIERO	RACKETEERING	ED	D	09/11/1998	30	1	60
32*	FEINBERG	VERNIERO	RACKETEERING	ED	D	09/11/1998	30	1	60
33*	FEINBERG	VERNIERO	RACKETEERING	WS	H	10/15/1998	30	-	30
34*	FEINBERG	VERNIERO	RACKETEERING	WS	H	11/09/1998	30	-	30
35*	FEINBERG	VERNIERO	RACKETEERING	WS	H	11/09/1998	30	-	30
36*	FEINBERG	VERNIERO	RACKETEERING	WS	H	11/09/1998	30	-	30
37*	CALLAHAN	VERNIERO	RACKETEERING	ED	D	11/20/1998	30	-	30
UNION									
1	FALCONE	MANAHAN	NARCOTICS	WC	D	02/14/2000	20	2	40
2	FALCONE	MANAHAN	NARCOTICS	WS	B	03/08/2000	20	-	20
3	FALCONE	MANAHAN	MURDER	WO	O	03/10/2000	1	-	1
4	FALCONE	MANAHAN	RACKETEERING	WS	H	03/10/2000	20	-	20
5	FALCONE	MANAHAN	RACKETEERING	WC	D	03/10/2000	20	-	20
6	FALCONE	MANAHAN	NARCOTICS	WS	B	03/10/2000	20	-	20
7	FALCONE	MANAHAN	RACKETEERING	WS	H	10/23/2000	20	2	60
8	FALCONE	MANAHAN	RACKETEERING	WS	H	10/23/2000	20	3	80
9	FALCONE	MANAHAN	RACKETEERING	WS	H	11/14/2000	20	-	20
10	FALCONE	MANAHAN	RACKETEERING	WS	H	11/14/2000	20	1	50
11	FALCONE	MANAHAN	RACKETEERING	WC	D	11/14/2000	20	1	50

¹ The prosecuting official authorized the filing of the application under provisions of the state's statute. (See Table 1 for this state's statutory citation.)

² Type: WS = Standard Telephone (Wire), WC = Cellular or Mobile Telephone (Wire), WO = Other (Wire), OM = Microphone (Oral), OO = Other (Oral), ED = Digital Pager (Electronic), E = Computer or E-Mail (Electronic), EF = Fax Machine (Electronic), EO = Other (Electronic).

³ Location: H = Personal Residence, B = Business, A = Public Area, D = Portable Device, O = Other Location, R = Roving (Relaxed Specification Order), N = Not Specified.

TABLE B-1
STATE NEW JERSEY

CALENDAR YEAR 2000

**REPORT BY PROSECUTORS OF COURT-AUTHORIZED INTERCEPTS OF WIRE, ORAL, OR ELECTRONIC COMMUNICATIONS
PURSUANT TO 18 U.S.C. 2519**

A.O. Number	Number Of Days In Oper- ation ⁴	Average Inter- cepts per Day	Number of ⁵			Costs		Number of					
			Persons Inter- cepted	Intercepts	Incrim- inating Intercepts	Total Cost in \$	Other Than Manpower in \$	Arrests	Trials	Motions to Suppress Intercepts ⁶			Persons Con- victed
										G	D	P	
STATE ATTORNEY GENERAL (CONTINUED)													
19*	30	7	-	205	-	30,403	-	-	-	-	-	-	-
20*	60	23	23	1,352	137	153,340	5,585	3	-	-	-	-	-
21*	NI	-	-	-	-	-	-	-	-	-	-	-	-
22*	30	21	24	615	-	31,621	2,521	-	-	-	-	-	-
23*	30	13	-	395	-	30,403	-	-	-	-	-	-	-
24*	NI	-	-	-	-	-	-	-	-	-	-	-	-
25*	30	18	3	530	48	31,169	2,351	RELATED TO NO. 26*					
26*	30	-	-	-	-	25,929	-	6	-	-	-	-	-
27*	85	10	4	840	61	90,526	5,410	RELATED TO NO. 26*					
28*	60	24	5	1,410	35	66,420	4,556	RELATED TO NO. 26*					
29*	60	11	11	656	78	66,148	4,284	RELATED TO NO. 26*					
30*	NI	-	-	-	-	-	-	-	-	-	-	-	-
31*	57	2	-	138	-	32,412	-	RELATED TO NO. 26*					
32*	56	7	-	411	-	31,848	-	RELATED TO NO. 26*					
33*	27	12	6	318	19	35,841	3,852	RELATED TO NO. 26*					
34*	3	15	4	46	-	4,616	459	RELATED TO NO. 26*					
35*	3	17	6	50	6	3,352	393	RELATED TO NO. 26*					
36*	2	25	6	49	14	2,810	309	RELATED TO NO. 26*					
37*	30	-	-	13	-	31,108	-	-	-	-	-	-	-
UNION													
1	38	34	34	1,308	845	743,500	13,900	15	-	-	-	-	7
2	20	53	8	1,069	196	RELATED TO NO. 1							
3	1	1	1	1	1	1,500	1,500	-	-	-	-	-	-
4	13	22	20	292	29	RELATED TO NO. 1							
5	13	20	20	263	130	RELATED TO NO. 1							
6	20	36	8	720	72	RELATED TO NO. 1							
7	46	73	35	3,347	2,209	181,365	4,725	-	-	-	-	-	-
8	42	4	-	160	20	RELATED TO NO. 7							
9	18	7	4	125	-	RELATED TO NO. 10							
10	24	47	14	1,119	30	144,645	6,405	-	-	-	-	-	-
11	37	26	31	980	373	146,730	4,650	8	-	-	-	-	-

⁴ NI indicates never installed. I indicates installed but never used. NP indicates no prosecutor's report.

⁵ NR indicates not reported or could not be determined.

⁶ Motions: G = Granted, D = Denied, P = Pending.

* This wiretap was terminated during 1998 or earlier, but was not reported at that time because it was part of an ongoing investigation.

**This wiretap was terminated during 1999, but was not reported at that time because it was part of an ongoing investigation.

TABLE B-1
STATE NEW JERSEY

CALENDAR YEAR 2000

**REPORT BY JUDGES OF COURT-AUTHORIZED INTERCEPTS OF WIRE, ORAL, OR ELECTRONIC COMMUNICATIONS
PURSUANT TO 18 U.S.C. 2519**

A.O. Number	Authorizing Official		Offense Specified	Intercept		Date of Application and (Amendment)	Authorized Length		
	Judge	Prosecutor ¹		Type ²	Location ³		Original Order (Days)	Number of Extensions	Total Length (Days)
UNION (CONTINUED)									
12	FALCONE	MANAHAN	RACKETEERING	WC	D	11/14/2000	20	1	50
13	FALCONE	MANAHAN	RACKETEERING	WC	D	11/16/2000	20	1	50

¹ The prosecuting official authorized the filing of the application under provisions of the state's statute. (See Table 1 for this state's statutory citation.)

² Type: WS = Standard Telephone (Wire), WC = Cellular or Mobile Telephone (Wire), WO = Other (Wire), OM = Microphone (Oral), OO = Other (Oral), ED = Digital Pager (Electronic), E = Computer or E-Mail (Electronic), EF = Fax Machine (Electronic), EO = Other (Electronic).

³ Location: H = Personal Residence, B = Business, A = Public Area, D = Portable Device, O = Other Location, R = Roving (Relaxed Specification Order), N = Not Specified.

TABLE B-1
STATE NEW JERSEY

CALENDAR YEAR 2000

**REPORT BY PROSECUTORS OF COURT-AUTHORIZED INTERCEPTS OF WIRE, ORAL, OR ELECTRONIC COMMUNICATIONS
PURSUANT TO 18 U.S.C. 2519**

A.O. Number	Number Of Days In Oper- ation ⁴	Average Inter- cepts per Day	Number of ⁵			Costs		Number of					
			Persons Inter- cepted	Intercepts	Incrim- inating Intercepts	Total Cost in \$	Other Than Manpower in \$	Arrests	Trials	Motions to Suppress Intercepts ⁶			Persons Con- victed
										G	D	P	
UNION (CONTINUED)													
12	37	43	31	1,574	967	RELATED TO NO. 11							
13	34	14	9	476	-	RELATED TO NO. 10							

⁴ NI indicates never installed. I indicates installed but never used. NP indicates no prosecutor's report.

⁵ NR indicates not reported or could not be determined.

⁶ Motions: G = Granted, D = Denied, P = Pending.

* This wiretap was terminated during 1998 or earlier, but was not reported at that time because it was part of an ongoing investigation.

**This wiretap was terminated during 1999, but was not reported at that time because it was part of an ongoing investigation.

TABLE B-1
STATE NEW MEXICO

CALENDAR YEAR 2000

**REPORT BY JUDGES OF COURT-AUTHORIZED INTERCEPTS OF WIRE, ORAL, OR ELECTRONIC COMMUNICATIONS
PURSUANT TO 18 U.S.C. 2519**

A.O. Number	Authorizing Official		Offense Specified	Intercept		Date of Application and (Amendment)	Authorized Length		
	Judge	Prosecutor ¹		Type ²	Location ³		Original Order (Days)	Number of Extensions	Total Length (Days)
BERNALILLO									
1	BLACKMER	ROMERO	MURDER	WS	H	01/01/2000	30	-	30
2	MURDOCH	ROMERO	NARCOTICS	WS	H	11/21/2000	30	-	30
3	MURDOCH	ROMERO	NARCOTICS	WC	D	11/21/2000	30	-	30
4	MURDOCH	ROMERO	NARCOTICS	OM	H	11/21/2000	30	-	30
1**	MURDOCH	ROMERO	NARCOTICS	WS	H	03/30/1999	30	-	30
2**	MURDOCH	ROMERO	NARCOTICS	ED	D	03/30/1999	30	-	30
3**	MURDOCH	ROMERO	NARCOTICS	ED	D	03/30/1999	30	-	30
4**	ALLEN	ROMERO	MURDER	WS	H	10/02/1999	14	-	14
5**	MURDOCH	ROMERO	MURDER	ED	D	10/17/1999	10	-	10
6**	BLACKMER	ROMERO	MURDER	OM	O	10/18/1999	14	-	14

¹ The prosecuting official authorized the filing of the application under provisions of the state's statute. (See Table 1 for this state's statutory citation.)

² Type: WS = Standard Telephone (Wire), WC = Cellular or Mobile Telephone (Wire), WO = Other (Wire), OM = Microphone (Oral), OO = Other (Oral), ED = Digital Pager (Electronic), E = Computer or E-Mail (Electronic), EF = Fax Machine (Electronic), EO = Other (Electronic).

³ Location: H = Personal Residence, B = Business, A = Public Area, D = Portable Device, O = Other Location, R = Roving (Relaxed Specification Order), N = Not Specified.

TABLE B-1
STATE NEW MEXICO

CALENDAR YEAR 2000

**REPORT BY PROSECUTORS OF COURT-AUTHORIZED INTERCEPTS OF WIRE, ORAL, OR ELECTRONIC COMMUNICATIONS
PURSUANT TO 18 U.S.C. 2519**

A.O. Number	Number Of Days In Oper- ation ⁴	Average Inter- cepts per Day	Number of ⁵			Costs		Number of					
			Persons Inter- cepted	Intercepts	Incrim- inating Intercepts	Total Cost in \$	Other Than Manpower in \$	Arrests	Trials	Motions to Suppress Intercepts ⁶			Persons Con- victed
										G	D	P	
BERNALILLO													
1	30	-	NR	NR	NR	-	-	-	-	-	-	-	-
2	30	53	100	1,600	1,200	RELATED TO NO. 1**							
3	30	57	100	1,700	1,200	RELATED TO NO. 1**							
4	30	-	-	-	-	1,000	750	-	-	-	-	-	-
1**	15	106	84	1,586	1,500	30,000	2,000	12	-	-	-	-	11
2**	30	3	60	100	32	-	-	-	-	-	-	-	-
3**	15	1	20	20	-	-	-	-	-	-	-	-	-
4**	9	2	4	20	3	10,000	-	2	-	-	-	-	-
5**	4	4	5	15	3	RELATED TO NO. 4**							
6**	2	5	5	10	2	RELATED TO NO. 4**							

⁴ NI indicates never installed. I indicates installed but never used. NP indicates no prosecutor's report.

⁵ NR indicates not reported or could not be determined.

⁶ Motions: G = Granted, D = Denied, P = Pending.

* This wiretap was terminated during 1998 or earlier, but was not reported at that time because it was part of an ongoing investigation.

**This wiretap was terminated during 1999, but was not reported at that time because it was part of an ongoing investigation.

TABLE B-1
STATE NEW YORK

CALENDAR YEAR 2000

**REPORT BY JUDGES OF COURT-AUTHORIZED INTERCEPTS OF WIRE, ORAL, OR ELECTRONIC COMMUNICATIONS
PURSUANT TO 18 U.S.C. 2519**

A.O. Number	Authorizing Official		Offense Specified	Intercept		Date of Application and (Amendment)	Authorized Length		
	Judge	Prosecutor ¹		Type ²	Location ³		Original Order (Days)	Number of Extensions	Total Length (Days)
BRONX									
1	NARDELLI	JOHNSON	NARCOTICS	WS	H	06/29/1999	30	9	300
2	MAZZARELLI	JOHNSON	NARCOTICS	WS	H	08/24/1999	30	4	150
3	SULLIVAN	JOHNSON	NARCOTICS	ED	D	10/20/1999	30	5	180
4	SULLIVAN	JOHNSON	NARCOTICS	WS	H	11/01/1999	30	5	180
5	SULLIVAN	JOHNSON	NARCOTICS	WC	D	12/08/1999	30	4	150
6	SULLIVAN	JOHNSON	NARCOTICS	WC	D	02/22/2000	30	1	60
7	SULLIVAN	JOHNSON	NARCOTICS	WC	D	04/27/2000	30	5	180
8	ROSENBERGER	JOHNSON	NARCOTICS	WC	D	06/22/2000	30	-	30
9	NARDELLI	JOHNSON	NARCOTICS	WC	D	06/29/2000	30	-	30
10	ROSENBERGER	JOHNSON	NARCOTICS	WS	H	07/20/2000	30	-	30
11	LERNER	JOHNSON	NARCOTICS	WC	D	08/07/2000	30	1	60
12	FRIEDMAN	JOHNSON	NARCOTICS	WC	D	08/08/2000	30	2	90
13	LERNER	JOHNSON	NARCOTICS	WS	H	08/17/2000	30	1	60
6**	SULLIVAN	JOHNSON	NARCOTICS	ED	D	04/26/1999	30	-	30
7**	SULLIVAN	JOHNSON	NARCOTICS	WC	D	04/26/1999	30	-	30
8**	SULLIVAN	JOHNSON	NARCOTICS	WS	H	04/26/1999	30	-	30
9**	SULLIVAN	JOHNSON	NARCOTICS	ED	D	06/01/1999	30	4	150
10**	SULLIVAN	JOHNSON	NARCOTICS	WC	D	06/01/1999	30	1	60
11**	SULLIVAN	JOHNSON	NARCOTICS	ED	D	06/01/1999	30	6	210
12**	SULLIVAN	JOHNSON	NARCOTICS	WS	H	06/01/1999	30	1	60
13**	MAZZARELLI	JOHNSON	NARCOTICS	WC	D	08/24/1999	30	1	60
14**	SULLIVAN	JOHNSON	NARCOTICS	WC	D	09/08/1999	30	3	120
15**	SULLIVAN	JOHNSON	NARCOTICS	WC	D	09/08/1999	30	3	120
16**	SULLIVAN	JOHNSON	NARCOTICS	WC	D	11/09/1999	30	-	30
17**	SULLIVAN	JOHNSON	NARCOTICS	WC	D	11/09/1999	30	-	30
KINGS									
1	JUVILER	HYNES	NARCOTICS	WS	H	01/28/2000	30	3	101
2	JUVILER	HYNES	NARCOTICS	ED	D	01/28/2000	30	3	101
3	SULLIVAN	HYNES	NARCOTICS	WS	H	01/28/2000	30	-	30
4	JUVILER	HYNES	NARCOTICS	ED	D	02/01/2000	30	1	60
5	MARRUS	HYNES	NARCOTICS	WS	H	02/10/2000	30	3	120

¹ The prosecuting official authorized the filing of the application under provisions of the state's statute. (See Table 1 for this state's statutory citation.)

² Type: WS = Standard Telephone (Wire), WC = Cellular or Mobile Telephone (Wire), WO = Other (Wire), OM = Microphone (Oral), OO = Other (Oral), ED = Digital Pager (Electronic), E = Computer or E-Mail (Electronic), EF = Fax Machine (Electronic), EO = Other (Electronic).

³ Location: H = Personal Residence, B = Business, A = Public Area, D = Portable Device, O = Other Location, R = Roving (Relaxed Specification Order), N = Not Specified.

TABLE B-1
STATE NEW YORK

CALENDAR YEAR 2000

**REPORT BY PROSECUTORS OF COURT-AUTHORIZED INTERCEPTS OF WIRE, ORAL, OR ELECTRONIC COMMUNICATIONS
PURSUANT TO 18 U.S.C. 2519**

A.O. Number	Number Of Days in Oper- ation ⁴	Average Inter- cepts per Day	Number of ⁵			Costs		Number of					
			Persons Inter- cepted	Intercepts	Incrim- inating Intercepts	Total Cost in \$	Other Than Manpower in \$	Arrests	Trials	Motions to Suppress Intercepts ⁶			Persons Con- victed
										G	D	P	
BRONX													
1	267	47	50	12,448	239	190,640	3,740	21	-	-	-	-	17
2	128	26	50	3,377	70	91,048	1,448	RELATED TO NO. 1					
3	180	4	NR	714	36	141,076	2,476	RELATED TO NO. 1					
4	135	33	50	4,462	90	96,668	2,168	RELATED TO NO. 1					
5	117	20	40	2,286	200	83,384	1,484	RELATED TO NO. 1					
6	38	14	15	540	48	27,096	496	RELATED TO NO. 1					
7	168	10	30	1,700	400	119,790	2,190	11	-	-	-	-	-
8	NI	-	-	-	-	-	-	-	-	-	-	-	-
9	14	46	10	640	60	10,091	291	RELATED TO NO. 1					
10	19	7	10	140	9	28,368	368	RELATED TO NO. 1					
11	24	52	30	1,245	240	17,240	440	RELATED TO NO. 7					
12	41	35	25	1,440	230	29,442	742	RELATED TO NO. 7					
13	34	13	10	450	11	24,608	808	RELATED TO NO. 7					
6**	30	5	NR	150	-	21,392	392	RELATED TO NO. 7					
7**	I	-	-	-	-	-	-	-	-	-	-	-	-
8**	26	92	25	2,384	5	18,684	484	RELATED TO NO. 1					
9**	141	6	NR	845	43	100,432	1,732	RELATED TO NO. 1					
10**	3	48	10	144	9	2,140	40	RELATED TO NO. 1					
11**	188	6	NR	1,124	125	133,956	2,356	RELATED TO NO. 1					
12**	42	26	25	1,078	4	30,131	731	RELATED TO NO. 1					
13**	39	17	20	648	100	28,075	775	RELATED TO NO. 1					
14**	72	72	50	5,175	336	34,032	1,632	RELATED TO NO. 1					
15**	76	63	25	4,775	250	37,051	1,851	RELATED TO NO. 1					
16**	5	73	10	364	41	3,572	72	RELATED TO NO. 1					
17**	5	37	10	184	15	3,560	60	RELATED TO NO. 1					
KINGS													
1	100	66	32	6,648	447	95,054	-	11	-	-	-	-	7
2	100	36	28	3,593	253	25,650	-	RELATED TO NO. 1					
3	28	22	50	603	150	33,600	-	10	-	-	10	-	10
4	60	5	28	291	21	2,075	-	RELATED TO NO. 1					
5	101	32	50	3,225	1,700	121,200	-	5	-	-	-	1	4

⁴ NI indicates never installed. I indicates installed but never used. NP indicates no prosecutor's report.

⁵ NR indicates not reported or could not be determined.

⁶ Motions: G = Granted, D = Denied, P = Pending.

* This wiretap was terminated during 1998 or earlier, but was not reported at that time because it was part of an ongoing investigation.

**This wiretap was terminated during 1999, but was not reported at that time because it was part of an ongoing investigation.

TABLE B-1
STATE NEW YORK

CALENDAR YEAR 2000

**REPORT BY JUDGES OF COURT-AUTHORIZED INTERCEPTS OF WIRE, ORAL, OR ELECTRONIC COMMUNICATIONS
PURSUANT TO 18 U.S.C. 2519**

A.O. Number	Authorizing Official		Offense Specified	Intercept		Date of Application and (Amendment)	Authorized Length		
	Judge	Prosecutor ¹		Type ²	Location ³		Original Order (Days)	Number of Extensions	Total Length (Days)
KINGS (CONTINUED)									
6	MARRUS	HYNES	NARCOTICS	WS	H	03/09/2000	30	1	60
7	JUVILER	HYNES	NARCOTICS	WC	D	03/13/2000	30	1	58
8	JUVILER	HYNES	NARCOTICS	WS	H	03/13/2000	30	1	58
9	MARRUS	HYNES	NARCOTICS	WS	H	04/06/2000	30	-	30
10	MARCUS	HYNES	NARCOTICS	WS	H	04/06/2000	30	3	120
11	MARRUS	HYNES	NARCOTICS	WS	H	05/05/2000	30	-	30
12	MARRUS	HYNES	NARCOTICS	WS	H	05/05/2000	30	2	90
13	FIRETOG	HYNES	NARCOTICS	ED	D	06/01/2000	30	1	60
14	FIRETOG	HYNES	NARCOTICS	ED	D	08/07/2000	30	2	90
15	SULLIVAN	HYNES	NARCOTICS	WS	H	09/26/2000	30	-	30
16	SULLIVAN	HYNES	NARCOTICS	WS	H	10/27/2000	30	-	30
MONROE									
1	CONNELL	RELIN	GAMBLING	WS	H	01/14/2000	30	2	90
2	CONNELL	RELIN	GAMBLING	WS	H	01/14/2000	30	2	90
3	CONNELL	RELIN	GAMBLING	WS	H	01/14/2000	30	2	90
4	CONNELL	RELIN	GAMBLING	WS	H	02/25/2000	30	-	30
5	CONNELL	RELIN	GAMBLING	WS	H	02/25/2000	30	-	30
6	CONNELL	RELIN	GAMBLING	WS	H	03/02/2000	30	-	30
7	CONNELL	RELIN	GAMBLING	WS	H	03/02/2000	30	-	30
8	CONNELL	RELIN	GAMBLING	WS	H	03/02/2000	30	-	30
9	CONNELL	RELIN	GAMBLING	WS	H	03/02/2000	30	-	30
10	CONNELL	RELIN	GAMBLING	WS	H	03/07/2000	30	-	30
11	CONNELL	RELIN	GAMBLING	WS	H	03/15/2000	30	-	30
12	MARKS	RELIN	GAMBLING	WS	H	09/11/2000	30	-	30
13	MARKS	RELIN	GAMBLING	ED	D	09/11/2000	30	-	30
14	MARKS	RELIN	GAMBLING	WC	D	09/14/2000	30	-	30
15	MARKS	RELIN	GAMBLING	WC	D	09/27/2000	30	-	30
16	MARKS	RELIN	GAMBLING	WC	D	10/06/2000	30	-	30
17	MARKS	RELIN	GAMBLING	ED	D	10/24/2000	30	-	30
18	MARKS	RELIN	GAMBLING	WC	D	11/06/2000	30	-	30

¹ The prosecuting official authorized the filing of the application under provisions of the state's statute. (See Table 1 for this state's statutory citation.)

² Type: WS = Standard Telephone (Wire), WC = Cellular or Mobile Telephone (Wire), WO = Other (Wire), OM = Microphone (Oral), OO = Other (Oral), ED = Digital Pager (Electronic), E = Computer or E-Mail (Electronic), EF = Fax Machine (Electronic), EO = Other (Electronic).

³ Location: H = Personal Residence, B = Business, A = Public Area, D = Portable Device, O = Other Location, R = Roving (Relaxed Specification Order), N = Not Specified.

TABLE B-1
STATE NEW YORK

CALENDAR YEAR 2000

**REPORT BY PROSECUTORS OF COURT-AUTHORIZED INTERCEPTS OF WIRE, ORAL, OR ELECTRONIC COMMUNICATIONS
PURSUANT TO 18 U.S.C. 2519**

A.O. Number	Number Of Days In Oper- ation ⁴	Average Inter- cepts per Day	Number of ⁵			Costs		Number of						
			Persons Inter- cepted	Intercepts	Incrim- inating Intercepts	Total Cost in \$	Other Than Manpower in \$	Arrests	Trials	Motions to Suppress Intercepts ⁶			Persons Con- victed	
										G	D	P		
KINGS (CONTINUED)														
6	49	11	15	519	200	58,800	-	RELATED TO NO. 5						
7	52	28	21	1,442	114	20,557	-	RELATED TO NO. 1						
8	52	61	42	3,165	188	45,264	-	RELATED TO NO. 1						
9	22	7	7	160	75	26,400	-	RELATED TO NO. 5						
10	102	47	7	4,774	3,000	122,400	-	RELATED TO NO. 5						
11	30	9	15	262	125	36,000	-	RELATED TO NO. 5						
12	78	9	7	737	475	93,600	-	RELATED TO NO. 5						
13	60	4	20	256	164	36,000	-	2	-	-	-	1	1	
14	90	5	20	408	260	108,000	-	RELATED TO NO. 13						
15	30	33	25	983	36	36,000	-	3	-	-	-	1	1	
16	13	54	40	697	27	15,600	-	1	-	-	-	-	-	
MONROE														
1	76	19	41	1,449	1,001	-	-	-	-	-	-	-	-	
2	76	85	58	6,422	3,625	-	-	-	-	-	-	-	-	
3	76	29	58	2,223	910	-	-	-	-	-	-	-	-	
4	28	-	-	12	10	-	-	-	-	-	-	-	-	
5	29	21	12	612	104	-	-	-	-	-	-	-	-	
6	28	42	25	1,170	1,126	-	-	1	-	-	-	-	1	
7	28	11	25	295	134	-	-	RELATED TO NO. 6						
8	28	98	25	2,744	2,236	-	-	RELATED TO NO. 6						
9	28	32	25	908	426	-	-	-	-	-	-	-	-	
10	23	-	-	-	-	-	-	-	-	-	-	-	-	
11	15	1	NR	14	14	-	-	-	-	-	-	-	-	
12	NP	-	-	-	-	-	-	-	-	-	-	-	-	
13	NP	-	-	-	-	-	-	-	-	-	-	-	-	
14	NP	-	-	-	-	-	-	-	-	-	-	-	-	
15	NP	-	-	-	-	-	-	-	-	-	-	-	-	
16	NP	-	-	-	-	-	-	-	-	-	-	-	-	
17	NP	-	-	-	-	-	-	-	-	-	-	-	-	
18	NP	-	-	-	-	-	-	-	-	-	-	-	-	

⁴ NI indicates never installed. I indicates installed but never used. NP indicates no prosecutor's report.

⁵ NR indicates not reported or could not be determined.

⁶ Motions: G = Granted, D = Denied, P = Pending.

* This wiretap was terminated during 1998 or earlier, but was not reported at that time because it was part of an ongoing investigation.

**This wiretap was terminated during 1999, but was not reported at that time because it was part of an ongoing investigation.

TABLE B-1
STATE NEW YORK

CALENDAR YEAR 2000

**REPORT BY JUDGES OF COURT-AUTHORIZED INTERCEPTS OF WIRE, ORAL, OR ELECTRONIC COMMUNICATIONS
PURSUANT TO 18 U.S.C. 2519**

A.O. Number	Authorizing Official		Offense Specified	Intercept		Date of Application and (Amendment)	Authorized Length		
	Judge	Prosecutor ¹		Type ²	Location ³		Original Order (Days)	Number of Extensions	Total Length (Days)
MONROE (CONTINUED)									
6**	CONNELL	RELIN	GAMBLING	WC	D	03/17/1999	30	-	30
7**	CONNELL	RELIN	GAMBLING	WS	H	03/17/1999	30	-	30
8**	CONNELL	RELIN	GAMBLING	WS	H	04/14/1999	30	-	30
9**	CONNELL	RELIN	GAMBLING	WC	D	04/14/1999	30	-	30
10**	MARKS	RELIN	NARCOTICS	WS	H	10/05/1999	30	1	60
11**	MARKS	RELIN	NARCOTICS	WS	H	10/05/1999	30	2	90
12**	MARKS	RELIN	NARCOTICS	WS	H	11/10/1999	30	-	30
NASSAU									
1	GULOTTA	DILLON	NARCOTICS	ED	H	12/15/1999	30	1	60
2	BELFI	DILLON	NARCOTICS	ED	D	03/22/2000	30	-	30
3	CARTER	DILLON	NARCOTICS	WS,ED	H,D	10/13/2000	30	1	60
NEW YORK									
1	COLLINS	MORGENTHAU	BRIBERY	WS	H	09/27/1999	30	7	210
2	COLLINS	MORGENTHAU	BRIBERY	WS	H	09/27/1999	30	5	180
3	COLLINS	MORGENTHAU	BRIBERY	WS	H	09/27/1999	30	5	180
4	COLLINS	MORGENTHAU	BRIBERY	OM	O	09/27/1999	30	3	120
5	WETZEL	MORGENTHAU	NARCOTICS	WS	A	10/19/1999	30	2	90
6	MILLER	MORGENTHAU	FIREARMS	WS,WC,OM	H,D,O	12/20/1999	30	2	90
7	COLLINS	MORGENTHAU	BRIBERY	WS	B	12/23/1999	30	4	150
8	COLLINS	MORGENTHAU	BRIBERY	WS	B	12/23/1999	30	2	90
9	COLLINS	MORGENTHAU	BRIBERY	WS	B	12/23/1999	30	2	90
10	COLLINS	MORGENTHAU	BRIBERY	WS	B	12/23/1999	30	2	90
11	COLLINS	MORGENTHAU	BRIBERY	WS	B	12/23/1999	30	2	90
12	COLLINS	MORGENTHAU	BRIBERY	WC	R	01/20/2000	30	2	90
13	COLLINS	MORGENTHAU	BRIBERY	WS	B	01/20/2000	30	3	120
14	COLLINS	MORGENTHAU	BRIBERY	WC	R	01/20/2000	30	1	60
15	COLLINS	MORGENTHAU	BRIBERY	WS	B	01/20/2000	30	1	60
16	COLLINS	MORGENTHAU	BRIBERY	WS	B	01/20/2000	30	1	60
17	MILLER	MORGENTHAU	NARCOTICS	WS	H	03/10/2000	30	1	60
18	MILLER	MORGENTHAU	NARCOTICS	WC	D	03/10/2000	30	8	270
19	NARDELLI	MORGENTHAU	BRIBERY	WS,WC,EF	H,B	06/07/2000	30	1	60

¹ The prosecuting official authorized the filing of the application under provisions of the state's statute. (See Table 1 for this state's statutory citation.)

² Type: WS = Standard Telephone (Wire), WC = Cellular or Mobile Telephone (Wire), WO = Other (Wire), OM = Microphone (Oral), OO = Other (Oral), ED = Digital Pager (Electronic), E = Computer or E-Mail (Electronic), EF = Fax Machine (Electronic), EO = Other (Electronic).

³ Location: H = Personal Residence, B = Business, A = Public Area, D = Portable Device, O = Other Location, R = Roving (Relaxed Specification Order), N = Not Specified.

TABLE B-1
STATE NEW YORK

CALENDAR YEAR 2000

**REPORT BY PROSECUTORS OF COURT-AUTHORIZED INTERCEPTS OF WIRE, ORAL, OR ELECTRONIC COMMUNICATIONS
PURSUANT TO 18 U.S.C. 2519**

A.O. Number	Number Of Days in Oper- ation ⁴	Average Inter- cepts per Day	Number of ⁵			Costs		Number of					
			Persons Inter- cepted	Intercepts	Incrim- inating Intercepts	Total Cost in \$	Other Than Manpower in \$	Arrests	Trials	Motions to Suppress Intercepts ⁶			Persons Con- victed
										G	D	P	
MONROE (CONTINUED)													
6**	29	14	38	410	258	-	-	-	-	-	-	-	-
7**	29	38	38	1,110	699	-	-	-	-	-	-	-	-
8**	29	45	32	1,318	659	-	-	-	-	-	-	-	-
9**	29	35	32	1,003	502	-	-	-	-	-	-	-	-
10**	59	49	80	2,895	52	116,430	12,630	5	-	-	-	1	-
11**	61	54	30	3,302	125	RELATED TO NO. 10**							
12**	24	21	10	493	44	RELATED TO NO. 10**							
NASSAU													
1	43	151	559	6,505	2,157	40,000	1,300	9	-	-	-	-	-
2	27	34	34	927	55	21,150	450	6	-	-	-	-	2
3	23	21	47	476	172	10,600	250	2	-	-	-	-	-
NEW YORK													
1	170	26	250	4,500	30	234,000	4,000	-	-	-	-	-	-
2	180	11	10	2,005	300	RELATED TO NO. 3							
3	180	27	200	4,813	2,500	480,000	10,000	-	-	-	-	-	-
4	120	1	10	68	20	165,000	5,000	-	-	-	-	-	-
5	87	-	NR	NR	NR	-	-	1	-	-	-	-	-
6	72	165	715	11,873	1,200	39,756	7,500	2	-	-	-	-	-
7	95	84	7,600	7,964	150	RELATED TO NO. 1							
8	90	44	192	3,982	1,712	RELATED TO NO. 11							
9	90	13	50	1,200	372	RELATED TO NO. 11							
10	90	17	55	1,501	465	RELATED TO NO. 11							
11	90	16	52	1,418	440	234,000	4,000	-	-	-	-	-	-
12	50	4	10	194	7	RELATED TO NO. 1							
13	71	53	600	3,751	2,600	RELATED TO NO. 1							
14	60	2	5	126	40	125,000	5,000	-	-	-	-	-	-
15	60	27	125	1,610	564	RELATED TO NO. 16							
16	60	16	100	959	336	180,000	5,000	-	-	-	-	-	-
17	38	10	75	362	NR	RELATED TO NO. 6							
18	227	20	720	4,435	NR	RELATED TO NO. 6							
19	35	713	7,100	24,945	1,200	47,270	38,980	-	-	-	-	-	-

⁴ NI indicates never installed. I indicates installed but never used. NP indicates no prosecutor's report.

⁵ NR indicates not reported or could not be determined.

⁶ Motions: G = Granted, D = Denied, P = Pending.

* This wiretap was terminated during 1998 or earlier, but was not reported at that time because it was part of an ongoing investigation.

**This wiretap was terminated during 1999, but was not reported at that time because it was part of an ongoing investigation.

TABLE B-1
STATE NEW YORK

CALENDAR YEAR 2000

**REPORT BY JUDGES OF COURT-AUTHORIZED INTERCEPTS OF WIRE, ORAL, OR ELECTRONIC COMMUNICATIONS
PURSUANT TO 18 U.S.C. 2519**

A.O. Number	Authorizing Official		Offense Specified	Intercept		Date of Application and (Amendment)	Authorized Length		
	Judge	Prosecutor ¹		Type ²	Location ³		Original Order (Days)	Number of Extensions	Total Length (Days)
NEW YORK (CONTINUED)									
20	WETZEL	MORGENTHAU	\$LAUNDERING	ED	D	06/08/2000	30	-	30
21	WALLACH	MORGENTHAU	NARCOTICS	ED	D	06/23/2000	30	1	60
22	WALLACH	MORGENTHAU	NARCOTICS	OM	H	06/23/2000	30	1	60
23	WETZEL	MORGENTHAU	NARCOTICS	WC	D	07/27/2000	30	-	30
24	SMITH	MORGENTHAU	\$LAUNDERING	WC	D	07/27/2000	30	-	30
25	COLLINS	MORGENTHAU	LARCENY	WS	H	08/09/2000	30	4	150
26	WETZEL	MORGENTHAU	\$LAUNDERING	WC	D	08/17/2000	30	-	30
27	FLORIO	MORGENTHAU	\$LAUNDERING	WC	D	08/17/2000	30	-	30
28	ALLEN	MORGENTHAU	NARCOTICS	WC	D	09/14/2000	30	-	30
29	SULLIVAN	MORGENTHAU	\$LAUNDERING	WC	D	10/12/2000	30	1	60
30	ROSENBERGER	MORGENTHAU	LARCENY	ED	D	11/01/2000	30	-	30
31	ROSENBERGER	MORGENTHAU	LARCENY	WS	H	11/01/2000	30	1	60
32	ROSENBERGER	MORGENTHAU	LARCENY	WC	D	11/01/2000	30	1	60
33	ROSENBERGER	MORGENTHAU	LARCENY	WC	D	12/13/2000	30	-	30
NY ORGANIZED CRIME TASK FORCE									
1	CENTRA	QUINLAN	NARCOTICS	WC	D	09/27/1999	30	4	146
2	WISNER	QUINLAN	NARCOTICS	WS	H	10/28/1999	30	2	90
3	RELIHAN	QUINLAN	NARCOTICS	WS	H	12/13/1999	30	1	60
4	KEEGAN	QUINLAN	GAMBLING	WS	H	01/03/2000	30	-	30
5	FISHER	QUINLAN	NARCOTICS	WC	D	01/14/2000	30	-	30
6	ROSSETTI	QUINLAN	NARCOTICS	WS,OM	H,B,O	01/28/2000	30	3	120
7	FISHER	QUINLAN	NARCOTICS	WC	D	02/03/2000	8	-	8
8	MCCARTHY	QUINLAN	NARCOTICS	WS	H	04/06/2000	30	-	30
9	CANNIZZARO	QUINLAN	NARCOTICS	WC	D	04/17/2000	30	-	30
10	MCCARTHY	QUINLAN	NARCOTICS	WS	B	04/28/2000	30	2	90
11	ALOI	QUINLAN	NARCOTICS	WC,ED	D	05/10/2000	29	8	232
12	MCCARTHY	QUINLAN	NARCOTICS	WC	D	05/19/2000	30	-	30
13	MCCARTHY	QUINLAN	NARCOTICS	WS	H	05/19/2000	30	1	60
14	SULLIVAN	QUINLAN	COERCION	OM,EO	B	05/25/2000	30	6	210
15	BRESLIN	QUINLAN	NARCOTICS	WC	D	06/05/2000	29	5	175
16	MOYNIHAN	QUINLAN	FRAUD	OM,EO	B	07/21/2000	30	-	30

¹ The prosecuting official authorized the filing of the application under provisions of the state's statute. (See Table 1 for this state's statutory citation.)

² Type: WS = Standard Telephone (Wire), WC = Cellular or Mobile Telephone (Wire), WO = Other (Wire), OM = Microphone (Oral), OO = Other (Oral), ED = Digital Pager (Electronic), E = Computer or E-Mail (Electronic), EF = Fax Machine (Electronic), EO = Other (Electronic).

³ Location: H = Personal Residence, B = Business, A = Public Area, D = Portable Device, O = Other Location, R = Roving (Relaxed Specification Order), N = Not Specified.

TABLE B-1
STATE NEW YORK

CALENDAR YEAR 2000

**REPORT BY PROSECUTORS OF COURT-AUTHORIZED INTERCEPTS OF WIRE, ORAL, OR ELECTRONIC COMMUNICATIONS
PURSUANT TO 18 U.S.C. 2519**

A.O. Number	Number Of Days In Oper- ation ⁴	Average Inter- cepts per Day	Number of ⁵			Costs		Number of					
			Persons Inter- cepted	Intercepts	Incrim- inating Intercepts	Total Cost in \$	Other Than Manpower in \$	Arrests	Trials	Motions to Suppress Intercepts ⁶			Persons Con- victed
										G	D	P	
NEW YORK (CONTINUED)													
20	28	1	7	21	21	RELATED TO NO. 23							
21	50	20	NR	990	NR	RELATED TO NO. 6							
22	I	-	-	-	-	-	-	-	-	-	-	-	-
23	21	12	260	251	51	94,800	20,336	-	-	-	-	-	-
24	21	12	260	251	51	RELATED TO NO. 23							
25	140	6	10	800	100	302,499	10,000	-	-	-	-	-	-
26	27	1	3	22	-	RELATED TO NO. 23							
27	27	1	3	22	-	RELATED TO NO. 23							
28	27	6	83	173	11	RELATED TO NO. 23							
29	50	11	181	550	23	RELATED TO NO. 23							
30	NI	-	-	-	-	-	-	-	-	-	-	-	-
31	43	9	4	369	15	74,000	2,000	-	-	-	-	-	-
32	21	12	4	244	26	RELATED TO NO. 31							
33	15	5	4	73	17	RELATED TO NO. 31							
NY ORGANIZED CRIME TASK FORCE													
1	127	154	150	19,500	5,080	644,256	136,256	-	-	-	-	-	-
2	86	113	85	9,698	986	434,902	42,902	16	-	-	1	-	16
3	56	25	40	1,415	112	50,736	5,936	RELATED TO NO. 2					
4	29	74	30	2,155	1,585	49,648	6,148	-	-	-	-	-	-
5	29	36	97	1,042	191	157,000	5,000	22	-	-	-	-	18
6	112	51	45	5,744	537	428,319	31,019	-	-	-	-	-	-
7	8	8	20	65	-	RELATED TO NO. 5							
8	14	-	-	-	-	RELATED TO NO. 10							
9	26	59	6	1,540	31	44,406	2,806	-	-	-	-	-	-
10	77	51	80	3,964	279	829,709	47,309	18	-	-	-	2	14
11	193	123	64	23,726	185	559,121	250,321	-	-	-	-	-	-
12	28	44	58	1,223	503	RELATED TO NO. 10							
13	58	43	130	2,520	209	RELATED TO NO. 10							
14	176	11	10	1,978	692	291,008	89,408	-	-	-	-	-	-
15	155	74	40	11,474	174	437,405	189,405	-	-	-	-	-	-
16	4	2	9	8	-	8,110	610	-	-	-	-	-	-

⁴ NI indicates never installed. I indicates installed but never used. NP indicates no prosecutor's report.

⁵ NR indicates not reported or could not be determined.

⁶ Motions: G = Granted, D = Denied, P = Pending.

* This wiretap was terminated during 1998 or earlier, but was not reported at that time because it was part of an ongoing investigation.

**This wiretap was terminated during 1999, but was not reported at that time because it was part of an ongoing investigation.

TABLE B-1
STATE NEW YORK

CALENDAR YEAR 2000

**REPORT BY JUDGES OF COURT-AUTHORIZED INTERCEPTS OF WIRE, ORAL, OR ELECTRONIC COMMUNICATIONS
PURSUANT TO 18 U.S.C. 2519**

A.O. Number	Authorizing Official		Offense Specified	Intercept		Date of Application and (Amendment)	Authorized Length		
	Judge	Prosecutor ¹		Type ²	Location ³		Original Order (Days)	Number of Extensions	Total Length (Days)
NY ORGANIZED CRIME TASK FORCE (CONTINUED)									
17	MCCARTHY	QUINLAN	NARCOTICS	WS,WC	H,D	10/20/2000	30	1	60
18	MCCARTHY	QUINLAN	NARCOTICS	WS,WC	H,D	11/06/2000	30	-	30
19	MCCARTHY	QUINLAN	NARCOTICS	WC	D	11/14/2000	30	-	30
20	MCCARTHY	QUINLAN	NARCOTICS	WC	D	11/17/2000	30	-	30
21	MCCARTHY	QUINLAN	NARCOTICS	WC	D	11/29/2000	30	-	30
13**	MILLER	QUINLAN	GAMBLING	WC	D	12/02/1999	30	-	30
NYC SPECIAL NARCOTICS BUREAU									
1	WETZEL	KINDLER	NARCOTICS	ED	D	08/23/1999	30	4	150
2	WETZEL	MORGENTHAU	NARCOTICS	WS	H	10/06/1999	30	4	150
3	WITTNER	MORGENTHAU	NARCOTICS	ED	D	11/16/1999	30	2	90
4	SNYDER	MORGENTHAU	NARCOTICS	ED	D	12/03/1999	30	3	120
5	SNYDER	MORGENTHAU	NARCOTICS	WC	D	12/03/1999	30	3	120
6	WITTNER	MORGENTHAU	NARCOTICS	WC	D	12/06/1999	30	1	60
7	SNYDER	MORGENTHAU	NARCOTICS	WC	D	12/10/1999	30	1	60
8	WITTNER	MORGENTHAU	NARCOTICS	WC	D	12/10/1999	30	1	60
9	WITTNER	MORGENTHAU	NARCOTICS	WC	D	01/07/2000	30	-	30
10	WITTNER	MORGENTHAU	NARCOTICS	WC	D	01/07/2000	30	-	30
11	WITTNER	MORGENTHAU	NARCOTICS	WC	D	01/07/2000	30	-	30
12	WITTNER	MORGENTHAU	NARCOTICS	ED	D	01/07/2000	30	-	30
13	SNYDER	MORGENTHAU	NARCOTICS	WC	D	01/14/2000	30	-	30
14	WITTNER	MORGENTHAU	NARCOTICS	WC	D	01/19/2000	30	-	30
15	WETZEL	MORGENTHAU	NARCOTICS	WC	D	01/27/2000	30	2	90
16	WETZEL	MORGENTHAU	NARCOTICS	ED	D	01/27/2000	30	1	60
17	WETZEL	MORGENTHAU	NARCOTICS	WS	H	01/27/2000	30	1	60
18	SNYDER	MORGENTHAU	NARCOTICS	WC	D	01/27/2000	30	-	30
19	WETZEL	MORGENTHAU	NARCOTICS	WC	D	02/04/2000	30	1	60
20	SNYDER	MORGENTHAU	NARCOTICS	WC	D	02/09/2000	30	2	90
21	SNYDER	MORGENTHAU	NARCOTICS	WS	H	02/10/2000	30	3	120
22	SNYDER	MORGENTHAU	NARCOTICS	ED	D	02/10/2000	30	2	90
23	WETZEL	MORGENTHAU	NARCOTICS	WC	D	02/18/2000	30	-	30
24	WETZEL	MORGENTHAU	NARCOTICS	WC	D	02/18/2000	30	-	30
25	WETZEL	MORGENTHAU	NARCOTICS	WC	D	02/18/2000	30	-	30

¹ The prosecuting official authorized the filing of the application under provisions of the state's statute. (See Table 1 for this state's statutory citation.)

² Type: WS = Standard Telephone (Wire), WC = Cellular or Mobile Telephone (Wire), WO = Other (Wire), OM = Microphone (Oral), OO = Other (Oral), ED = Digital Pager (Electronic), E = Computer or E-Mail (Electronic), EF = Fax Machine (Electronic), EO = Other (Electronic).

³ Location: H = Personal Residence, B = Business, A = Public Area, D = Portable Device, O = Other Location, R = Roving (Relaxed Specification Order), N = Not Specified.

TABLE B-1
STATE NEW YORK

CALENDAR YEAR 2000

**REPORT BY PROSECUTORS OF COURT-AUTHORIZED INTERCEPTS OF WIRE, ORAL, OR ELECTRONIC COMMUNICATIONS
PURSUANT TO 18 U.S.C. 2519**

A.O. Number	Number Of Days in Oper- ation ⁴	Average Inter- cepts per Day	Number of ⁵			Costs		Number of					
			Persons Inter- cepted	Intercepts	Incrim- inating Intercepts	Total Cost in \$	Other Than Manpower in \$	Arrests	Trials	Motions to Suppress Intercepts ⁶			Persons Con- victed
										G	D	P	
NY ORGANIZED CRIME TASK FORCE (CONTINUED)													
17	NP	-	-	-	-	-	-	-	-	-	-	-	-
18	NP	-	-	-	-	-	-	-	-	-	-	-	-
19	NP	-	-	-	-	-	-	-	-	-	-	-	-
20	NP	-	-	-	-	-	-	-	-	-	-	-	-
21	NP	-	-	-	-	-	-	-	-	-	-	-	-
13**	28	23	25	643	400	81,508	3,108	-	-	-	-	-	-
NYC SPECIAL NARCOTICS BUREAU													
1	116	4	NR	427	427	-	-	-	-	-	-	-	-
2	113	44	138	5,016	77	-	-	30	-	-	-	-	20
3	72	6	NR	463	463	-	-	-	-	-	-	-	-
4	94	4	NR	343	343	-	-	-	-	-	-	-	-
5	100	18	43	1,819	85	-	-	-	-	-	-	-	-
6	37	-	NR	NR	NR	-	-	-	-	-	-	-	-
7	55	41	128	2,229	644	RELATED TO NO. 84							
8	34	25	56	863	131	RELATED TO NO. 12							
9	20	-	NR	NR	NR	-	-	-	-	-	-	-	-
10	20	12	41	246	38	RELATED TO NO. 12							
11	NI	-	-	-	-	-	-	-	-	-	-	-	-
12	21	3	NR	64	64	90,496	-	14	-	-	1	-	14
13	27	22	50	582	119	RELATED TO NO. 84							
14	12	4	34	53	15	RELATED TO NO. 12							
15	86	29	264	2,452	243	-	-	-	-	-	-	-	-
16	44	4	NR	181	181	-	-	-	-	-	-	-	-
17	49	39	49	1,921	3	-	-	-	-	-	-	-	-
18	12	32	67	379	141	RELATED TO NO. 84							
19	40	2	52	88	9	RELATED TO NO. 97							
20	86	2	14	214	55	RELATED TO NO. 84							
21	79	75	443	5,910	873	RELATED TO NO. 80							
22	80	5	NR	425	425	RELATED TO NO. 80							
23	6	44	16	264	108	RELATED TO NO. 84							
24	14	15	38	215	10	RELATED TO NO. 84							
25	13	8	77	102	26	11,648	-	4	-	-	-	-	4

⁴ NI indicates never installed. I indicates installed but never used. NP indicates no prosecutor's report.

⁵ NR indicates not reported or could not be determined.

⁶ Motions: G = Granted, D = Denied, P = Pending.

* This wiretap was terminated during 1998 or earlier, but was not reported at that time because it was part of an ongoing investigation.

**This wiretap was terminated during 1999, but was not reported at that time because it was part of an ongoing investigation.

TABLE B-1
STATE NEW YORK

CALENDAR YEAR 2000

**REPORT BY JUDGES OF COURT-AUTHORIZED INTERCEPTS OF WIRE, ORAL, OR ELECTRONIC COMMUNICATIONS
PURSUANT TO 18 U.S.C. 2519**

A.O. Number	Authorizing Official		Offense Specified	Intercept		Date of Application and (Amendment)	Authorized Length		
	Judge	Prosecutor ¹		Type ²	Location ³		Original Order (Days)	Number of Extensions	Total Length (Days)
NYC SPECIAL NARCOTICS BUREAU (CONTINUED)									
26	WETZEL	MORGENTHAU	NARCOTICS	WC	D	03/03/2000	30	-	30
27	WETZEL	MORGENTHAU	NARCOTICS	WC	D	03/03/2000	30	-	30
28	WETZEL	MORGENTHAU	NARCOTICS	WC	D	03/08/2000	30	2	90
29	WETZEL	MORGENTHAU	NARCOTICS	WC	D	03/08/2000	30	-	30
30	WETZEL	MORGENTHAU	NARCOTICS	ED	D	03/10/2000	30	1	60
31	WETZEL	MORGENTHAU	NARCOTICS	ED	D	03/10/2000	30	1	60
32	WETZEL	MORGENTHAU	NARCOTICS	ED	D	03/10/2000	30	-	30
33	WITTNER	MORGENTHAU	NARCOTICS	WC	D	03/10/2000	30	-	30
34	SNYDER	MORGENTHAU	NARCOTICS	WC	D	03/14/2000	30	1	60
35	SNYDER	MORGENTHAU	NARCOTICS	WC	D	04/03/2000	30	-	30
36	SNYDER	MORGENTHAU	NARCOTICS	WC	D	04/03/2000	30	-	30
37	WETZEL	MORGENTHAU	NARCOTICS	WS	H	04/14/2000	30	-	30
38	SNYDER	MORGENTHAU	NARCOTICS	WC	D	04/26/2000	30	1	60
39	SNYDER	MORGENTHAU	NARCOTICS	ED	D	04/26/2000	30	1	60
40	SNYDER	MORGENTHAU	NARCOTICS	WC	D	04/27/2000	30	-	30
41	SNYDER	MORGENTHAU	NARCOTICS	WC	D	05/08/2000	30	1	60
42	SNYDER	MORGENTHAU	NARCOTICS	WC	D	05/08/2000	30	-	30
43	SNYDER	MORGENTHAU	NARCOTICS	WC	D	05/09/2000	30	2	90
44	SNYDER	MORGENTHAU	NARCOTICS	WC	D	05/12/2000	30	1	60
45	SNYDER	MORGENTHAU	NARCOTICS	OM,EO	B	05/12/2000	30	2	90
46	SNYDER	MORGENTHAU	NARCOTICS	WC	D	05/17/2000	30	-	30
47	WETZEL	MORGENTHAU	NARCOTICS	WC	D	05/19/2000	30	1	60
48	WETZEL	MORGENTHAU	NARCOTICS	WC	D	05/24/2000	30	-	30
49	SNYDER	MORGENTHAU	NARCOTICS	WC	D	05/24/2000	30	-	30
50	WETZEL	MORGENTHAU	NARCOTICS	WC	D	05/31/2000	30	-	30
51	SNYDER	MORGENTHAU	NARCOTICS	WC	D	06/02/2000	30	1	60
52	SNYDER	MORGENTHAU	NARCOTICS	WC	D	06/02/2000	30	-	30
53	SNYDER	MORGENTHAU	NARCOTICS	WC	D	06/05/2000	30	-	30
54	SNYDER	MORGENTHAU	NARCOTICS	ED	D	06/05/2000	30	-	30
55	WETZEL	MORGENTHAU	NARCOTICS	WC	D	06/16/2000	30	-	30
56	WETZEL	MORGENTHAU	NARCOTICS	WC	D	06/16/2000	30	-	30

¹ The prosecuting official authorized the filing of the application under provisions of the state's statute. (See Table 1 for this state's statutory citation.)

² Type: WS = Standard Telephone (Wire), WC = Cellular or Mobile Telephone (Wire), WO = Other (Wire), OM = Microphone (Oral), OO = Other (Oral), ED = Digital Pager (Electronic), E = Computer or E-Mail (Electronic), EF = Fax Machine (Electronic), EO = Other (Electronic).

³ Location: H = Personal Residence, B = Business, A = Public Area, D = Portable Device, O = Other Location, R = Roving (Relaxed Specification Order), N = Not Specified.

TABLE B-1
STATE NEW YORK

CALENDAR YEAR 2000

**REPORT BY PROSECUTORS OF COURT-AUTHORIZED INTERCEPTS OF WIRE, ORAL, OR ELECTRONIC COMMUNICATIONS
PURSUANT TO 18 U.S.C. 2519**

A.O. Number	Number Of Days In Oper- ation ⁴	Average Inter- cepts per Day	Number of ⁵			Costs		Number of					
			Persons Inter- cepted	Intercepts	Incrim- inating Intercepts	Total Cost in \$	Other Than Manpower in \$	Arrests	Trials	Motions to Suppress Intercepts ⁶			Persons Con- victed
										G	D	P	
NYC SPECIAL NARCOTICS BUREAU (CONTINUED)													
26	12	13	27	151	36	RELATED TO NO. 97							
27	12	2	-	19	-	RELATED TO NO. 97							
28	58	16	89	942	194	RELATED TO NO. 84							
29	7	44	19	311	35	RELATED TO NO. 84							
30	51	10	NR	500	500	RELATED TO NO. 80							
31	51	3	NR	162	162	RELATED TO NO. 80							
32	20	4	NR	78	78	RELATED TO NO. 80							
33	15	10	25	151	7	RELATED TO NO. 12							
34	41	46	140	1,895	260	RELATED TO NO. 84							
35	29	21	65	618	98	RELATED TO NO. 80							
36	29	16	74	462	234	RELATED TO NO. 80							
37	15	1	-	21	-	RELATED TO NO. 97							
38	30	5	5	139	13	RELATED TO NO. 105							
39	24	6	NR	149	149	RELATED TO NO. 105							
40	15	59	71	892	139	RELATED TO NO. 84							
41	58	16	10	904	120	RELATED TO NO. 80							
42	6	25	30	152	5	RELATED TO NO. 105							
43	40	18	12	729	-	RELATED TO NO. 95							
44	50	33	215	1,658	366	RELATED TO NO. 105							
45	40	-	NR	NR	NR	RELATED TO NO. 105							
46	10	-	-	2	-	-	-	2	-	-	-	-	-
47	54	21	122	1,160	385	RELATED TO NO. 97							
48	7	-	-	2	-	6,272	-	-	-	-	-	-	-
49	26	12	6	306	-	RELATED TO NO. 95							
50	7	12	22	81	9	5,376	-	1	-	-	-	1	-
51	29	81	215	2,363	508	RELATED TO NO. 105							
52	29	26	119	760	189	RELATED TO NO. 105							
53	NI	-	-	-	-	-	-	-	-	-	-	-	-
54	30	2	NR	59	59	-	-	-	-	-	-	-	-
55	13	-	NR	4	NR	RELATED TO NO. 97							
56	26	19	32	494	62	RELATED TO NO. 97							

⁴ NI indicates never installed. I indicates installed but never used. NP indicates no prosecutor's report.

⁵ NR indicates not reported or could not be determined.

⁶ Motions: G = Granted, D = Denied, P = Pending.

* This wiretap was terminated during 1998 or earlier, but was not reported at that time because it was part of an ongoing investigation.

**This wiretap was terminated during 1999, but was not reported at that time because it was part of an ongoing investigation.

TABLE B-1
STATE NEW YORK

CALENDAR YEAR 2000

**REPORT BY JUDGES OF COURT-AUTHORIZED INTERCEPTS OF WIRE, ORAL, OR ELECTRONIC COMMUNICATIONS
PURSUANT TO 18 U.S.C. 2519**

A.O. Number	Authorizing Official		Offense Specified	Intercept		Date of Application and (Amendment)	Authorized Length		
	Judge	Prosecutor ¹		Type ²	Location ³		Original Order (Days)	Number of Extensions	Total Length (Days)
NYC SPECIAL NARCOTICS BUREAU (CONTINUED)									
57	WETZEL	MORGENTHAU	NARCOTICS	ED	D	06/16/2000	30	-	30
58	SNYDER	MORGENTHAU	NARCOTICS	WC	D	06/22/2000	30	2	90
59	SNYDER	MORGENTHAU	NARCOTICS	WC	D	06/22/2000	30	-	30
60	SNYDER	MORGENTHAU	NARCOTICS	WC	D	06/22/2000	30	-	30
61	SNYDER	MORGENTHAU	NARCOTICS	WC	D	06/22/2000	30	-	30
62	SNYDER	MORGENTHAU	NARCOTICS	ED	D	06/30/2000	30	-	30
63	SNYDER	MORGENTHAU	NARCOTICS	ED	D	06/30/2000	30	-	30
64	SNYDER	MORGENTHAU	NARCOTICS	WC	D	07/07/2000	30	2	90
65	SNYDER	MORGENTHAU	NARCOTICS	WC	D	07/13/2000	30	-	30
66	SNYDER	MORGENTHAU	NARCOTICS	WC	D	07/17/2000	30	-	30
67	SNYDER	MORGENTHAU	NARCOTICS	WC	D	07/17/2000	30	-	30
68	SNYDER	MORGENTHAU	NARCOTICS	WS	H	07/17/2000	30	4	150
69	SNYDER	MORGENTHAU	NARCOTICS	WC	D	07/17/2000	30	3	120
70	WETZEL	MORGENTHAU	NARCOTICS	WC	D	07/20/2000	30	1	60
71	SNYDER	MORGENTHAU	NARCOTICS	WC	D	07/21/2000	30	-	30
72	SNYDER	KINDLER	NARCOTICS	WC	D	08/03/2000	30	-	30
73	SNYDER	KINDLER	NARCOTICS	WC	D	08/04/2000	30	1	60
74	SNYDER	KINDLER	NARCOTICS	WC	D	08/08/2000	30	-	30
75	SNYDER	KINDLER	NARCOTICS	WC	D	08/08/2000	30	-	30
76	SNYDER	KINDLER	NARCOTICS	WC	D	08/11/2000	30	-	30
77	SNYDER	MORGENTHAU	NARCOTICS	WS	H	08/11/2000	30	1	60
78	WETZEL	KINDLER	NARCOTICS	WC	D	08/17/2000	30	-	30
79	WETZEL	KINDLER	NARCOTICS	ED	D	08/17/2000	30	-	30
80	ALLEN	RYAN	NARCOTICS	WC	D	08/21/2000	30	-	30
81	ALLEN	RYAN	NARCOTICS	WC	D	08/21/2000	30	-	30
82	ALLEN	MORGENTHAU	NARCOTICS	WC	D	08/24/2000	30	1	60
83	WETZEL	RYAN	NARCOTICS	WC	D	08/25/2000	30	-	30
84	WETZEL	MORGENTHAU	NARCOTICS	ED	D	08/25/2000	30	1	60
85	WETZEL	MORGENTHAU	NARCOTICS	WC	D	08/30/2000	30	-	30
86	WETZEL	RYAN	NARCOTICS	WS	H	08/30/2000	30	-	30
87	ALLEN	MORGENTHAU	NARCOTICS	WC	D	08/30/2000	30	1	60

¹ The prosecuting official authorized the filing of the application under provisions of the state's statute. (See Table 1 for this state's statutory citation.)

² Type: WS = Standard Telephone (Wire), WC = Cellular or Mobile Telephone (Wire), WO = Other (Wire), OM = Microphone (Oral), OO = Other (Oral), ED = Digital Pager (Electronic), E = Computer or E-Mail (Electronic), EF = Fax Machine (Electronic), EO = Other (Electronic).

³ Location: H = Personal Residence, B = Business, A = Public Area, D = Portable Device, O = Other Location, R = Roving (Relaxed Specification Order), N = Not Specified.

TABLE B-1
STATE NEW YORK

CALENDAR YEAR 2000

**REPORT BY PROSECUTORS OF COURT-AUTHORIZED INTERCEPTS OF WIRE, ORAL, OR ELECTRONIC COMMUNICATIONS
PURSUANT TO 18 U.S.C. 2519**

A.O. Number	Number Of Days In Oper- ation ⁴	Average Inter- cepts per Day	Number of ⁵			Costs		Number of					
			Persons Inter- cepted	Intercepts	Incrim- inating Intercepts	Total Cost in \$	Other Than Manpower in \$	Arrests	Trials	Motions to Suppress Intercepts ⁶			Persons Con- victed
										G	D	P	
NYC SPECIAL NARCOTICS BUREAU (CONTINUED)													
57	2	2	NR	4	4	RELATED TO NO. 97							
58	80	13	127	1,002	111	RELATED TO NO. 84							
59	28	13	17	368	16	RELATED TO NO. 84							
60	28	25	133	706	163	RELATED TO NO. 84							
61	26	56	48	1,462	185	RELATED TO NO. 84							
62	11	4	NR	45	45	RELATED TO NO. 105							
63	21	25	NR	521	521	RELATED TO NO. 105							
64	75	13	157	989	183	RELATED TO NO. 92							
65	7	12	21	84	28	RELATED TO NO. 97							
66	24	2	5	45	-	RELATED TO NO. 95							
67	24	1	5	34	-	RELATED TO NO. 95							
68	122	71	18	8,722	NR	RELATED TO NO. 95							
69	87	32	NR	2,749	690	RELATED TO NO. 95							
70	37	49	NR	1,795	404	RELATED TO NO. 79							
71	23	11	74	263	33	RELATED TO NO. 84							
72	20	6	30	110	65	RELATED TO NO. 92							
73	52	8	20	396	119	RELATED TO NO. 84							
74	2	-	-	-	-	RELATED TO NO. 75							
75	2	10	5	20	13	2,488	-	4	-	-	-	-	-
76	24	1	-	19	-	RELATED TO NO. 95							
77	52	45	NR	2,345	230	RELATED TO NO. 95							
78	27	63	NR	1,693	434	RELATED TO NO. 79							
79	11	-	NR	NR	NR	56,448	-	2	-	-	-	-	-
80	13	4	5	48	-	385,720	-	5	-	-	-	-	2
81	NI	-	-	-	-	-	-	-	-	-	-	-	-
82	44	1	NR	42	18	RELATED TO NO. 95							
83	26	9	6	229	40	RELATED TO NO. 84							
84	51	6	NR	323	323	458,752	-	13	-	-	-	-	1
85	23	25	67	576	112	RELATED TO NO. 92							
86	23	41	NR	939	NR	RELATED TO NO. 92							
87	42	27	187	1,130	NR	RELATED TO NO. 105							

⁴ NI indicates never installed. I indicates installed but never used. NP indicates no prosecutor's report.

⁵ NR indicates not reported or could not be determined.

⁶ Motions: G = Granted, D = Denied, P = Pending.

* This wiretap was terminated during 1998 or earlier, but was not reported at that time because it was part of an ongoing investigation.

**This wiretap was terminated during 1999, but was not reported at that time because it was part of an ongoing investigation.

TABLE B-1
STATE NEW YORK

CALENDAR YEAR 2000

**REPORT BY JUDGES OF COURT-AUTHORIZED INTERCEPTS OF WIRE, ORAL, OR ELECTRONIC COMMUNICATIONS
PURSUANT TO 18 U.S.C. 2519**

A.O. Number	Authorizing Official		Offense Specified	Intercept		Date of Application and (Amendment)	Authorized Length		
	Judge	Prosecutor ¹		Type ²	Location ³		Original Order (Days)	Number of Extensions	Total Length (Days)
NYC SPECIAL NARCOTICS BUREAU (CONTINUED)									
88	ALLEN	RYAN	NARCOTICS	WC	D	08/30/2000	30	-	30
89	WETZEL	MORGENTHAU	NARCOTICS	WC	D	09/01/2000	30	1	60
90	SNYDER	MORGENTHAU	NARCOTICS	WS	H	09/06/2000	30	-	30
91	SNYDER	MORGENTHAU	NARCOTICS	WC	D	09/06/2000	30	-	30
92	SNYDER	MORGENTHAU	NARCOTICS	WC	D	09/12/2000	30	-	30
93	SNYDER	MORGENTHAU	NARCOTICS	WC	D	09/22/2000	30	-	30
94	SNYDER	MORGENTHAU	NARCOTICS	WC	D	09/28/2000	30	-	30
95	SNYDER	MORGENTHAU	NARCOTICS	WC	D	10/06/2000	30	1	60
96	SNYDER	MORGENTHAU	NARCOTICS	WC	D	10/19/2000	30	-	30
97	WETZEL	MORGENTHAU	NARCOTICS	WC	D	10/23/2000	30	1	60
98	SNYDER	MORGENTHAU	NARCOTICS	WC	D	11/08/2000	30	-	30
99	SNYDER	MORGENTHAU	NARCOTICS	ED	D	11/08/2000	30	-	30
100	WETZEL	KINDLER	NARCOTICS	WC	D	11/13/2000	30	-	30
101	WETZEL	KINDLER	NARCOTICS	WC	D	11/13/2000	30	-	30
102	SNYDER	MORGENTHAU	NARCOTICS	WC	D	11/17/2000	30	-	30
103	SNYDER	MORGENTHAU	NARCOTICS	WC	D	11/17/2000	30	-	30
104	SNYDER	MORGENTHAU	NARCOTICS	WC	D	11/17/2000	30	-	30
105	SNYDER	MORGENTHAU	NARCOTICS	ED	D	11/29/2000	30	-	30
106	SNYDER	MORGENTHAU	NARCOTICS	WC	D	12/08/2000	30	-	30
107	SNYDER	MORGENTHAU	NARCOTICS	WC	D	12/08/2000	30	-	30
108	SNYDER	MORGENTHAU	NARCOTICS	ED	D	12/08/2000	30	-	30
136**	WETZEL	MORGENTHAU	NARCOTICS	WC	D	11/05/1999	30	1	60
137**	SNYDER	KINDLER	NARCOTICS	WC	D	12/10/1999	30	-	30
138**	WITTNER	KINDLER	NARCOTICS	WC	D	12/10/1999	30	-	30
ONEIDA									
1	DONALTY	ARCURI	GAMBLING	WS	H	12/16/1999	30	-	30
2	DONALTY	ARCURI	GAMBLING	WS	H	01/03/2000	30	-	30
3	DONALTY	ARCURI	GAMBLING	WS	H	01/11/2000	30	-	30
4	DONALTY	ARCURI	GAMBLING	WS	H	01/24/2000	30	-	30

¹ The prosecuting official authorized the filing of the application under provisions of the state's statute. (See Table 1 for this state's statutory citation.)

² Type: WS = Standard Telephone (Wire), WC = Cellular or Mobile Telephone (Wire), WO = Other (Wire), OM = Microphone (Oral), OO = Other (Oral), ED = Digital Pager (Electronic), E = Computer or E-Mail (Electronic), EF = Fax Machine (Electronic), EO = Other (Electronic).

³ Location: H = Personal Residence, B = Business, A = Public Area, D = Portable Device, O = Other Location, R = Roving (Relaxed Specification Order), N = Not Specified.

TABLE B-1
STATE NEW YORK

CALENDAR YEAR 2000

**REPORT BY PROSECUTORS OF COURT-AUTHORIZED INTERCEPTS OF WIRE, ORAL, OR ELECTRONIC COMMUNICATIONS
PURSUANT TO 18 U.S.C. 2519**

A.O. Number	Number Of Days In Oper- ation ⁴	Average Inter- cepts per Day	Number of ⁵			Costs		Number of					
			Persons Inter- cepted	Intercepts	Incrim- inating Intercepts	Total Cost in \$	Other Than Manpower in \$	Arrests	Trials	Motions to Suppress Intercepts ⁶			Persons Con- victed
										G	D	P	
NYC SPECIAL NARCOTICS BUREAU (CONTINUED)													
88	7	19	30	130	NR	RELATED TO NO. 105							
89	27	6	7	169	30	RELATED TO NO. 84							
90	21	57	NR	1,188	47	RELATED TO NO. 91							
91	21	34	NR	724	74	39,424	-	-	-	-	-	-	-
92	11	2	2	27	6	137,088	-	7	-	-	-	-	2
93	25	7	8	170	67	RELATED TO NO. 84							
94	10	20	NR	196	89	RELATED TO NO. 95							
95	27	109	NR	2,947	913	196,159	-	11	-	-	-	-	5
96	NI	-	-	-	-	-	-	-	-	-	-	-	-
97	56	13	NR	708	104	129,920	-	3	-	-	-	-	-
98	28	27	154	742	229	RELATED TO NO. 105							
99	25	6	NR	154	154	RELATED TO NO. 105							
100	22	10	NR	224	30	RELATED TO NO. 101							
101	22	16	NR	359	87	8,960	-	4	-	-	-	-	-
102	16	4	4	67	-	RELATED TO NO. 95							
103	24	3	4	83	-	RELATED TO NO. 95							
104	9	21	5	186	-	RELATED TO NO. 95							
105	19	1	NR	27	27	197,120	-	5	-	-	-	-	-
106	NI	-	-	-	-	-	-	-	-	-	-	-	-
107	NI	-	-	-	-	-	-	-	-	-	-	-	-
108	4	12	NR	47	47	-	-	-	-	-	-	-	-
136**	47	14	96	660	114	42,112	-	2	-	-	-	-	1
137**	10	4	2	42	5	RELATED TO NO. 84							
138**	18	41	65	743	151	RELATED TO NO. 12							
ONEIDA													
1	28	-	-	-	-	RELATED TO NO. 2							
2	28	64	37	1,800	1,000	35,760	1,500	12	-	-	-	-	12
3	21	19	25	400	377	RELATED TO NO. 2							
4	8	9	NR	70	24	RELATED TO NO. 2							

⁴ NI indicates never installed. I indicates installed but never used. NP indicates no prosecutor's report.

⁵ NR indicates not reported or could not be determined.

⁶ Motions: G = Granted, D = Denied, P = Pending.

* This wiretap was terminated during 1998 or earlier, but was not reported at that time because it was part of an ongoing investigation.

**This wiretap was terminated during 1999, but was not reported at that time because it was part of an ongoing investigation.

TABLE B-1
STATE NEW YORK

CALENDAR YEAR 2000

**REPORT BY JUDGES OF COURT-AUTHORIZED INTERCEPTS OF WIRE, ORAL, OR ELECTRONIC COMMUNICATIONS
PURSUANT TO 18 U.S.C. 2519**

A.O. Number	Authorizing Official		Offense Specified	Intercept		Date of Application and (Amendment)	Authorized Length		
	Judge	Prosecutor ¹		Type ²	Location ³		Original Order (Days)	Number of Extensions	Total Length (Days)
ONONDAGA									
1	ALOI	FITZPATRICK	GAMBLING	WC	D	01/05/2000	30	-	30
2	ALOI	FITZPATRICK	GAMBLING	WC	D	02/04/2000	30	-	30
3	FAHEY	FITZPATRICK	NARCOTICS	WS,ED	H,D	02/29/2000	30	2	90
4	ALOI	FITZPATRICK	GAMBLING	WS	H	03/02/2000	30	1	60
5	FAHEY	FITZPATRICK	NARCOTICS	WS,ED	H,D	05/01/2000	30	1	60
6	ALOI	FITZPATRICK	NARCOTICS	WS,WC,ED	H,D	09/28/2000	30	2	90
7	FAHEY	FITZPATRICK	MURDER	WS,WC	H,D	09/28/2000	30	2	90
8	FAHEY	FITZPATRICK	MURDER	WS,WC,ED	H,D	11/03/2000	30	1	60
9	ALOI	FITZPATRICK	NARCOTICS	WS,WC,ED	H,D	11/14/2000	30	2	90
QUEENS									
1	SNYDER	BROWN	NARCOTICS	WS	H	03/25/1999	29	9	284
2	MCLAUGHLIN	BROWN	NARCOTICS	ED	D	08/05/1999	30	5	180
3	MCLAUGHLIN	BROWN	NARCOTICS	ED	D	08/26/1999	8	6	188
4	MCLAUGHLIN	BROWN	NARCOTICS	OM	H	09/24/1999	8	5	158
5	MCLAUGHLIN	BROWN	NARCOTICS	WS	H	10/08/1999	21	3	111
6	MCLAUGHLIN	BROWN	NARCOTICS	WS	H	10/29/1999	30	3	120
7	MCLAUGHLIN	BROWN	NARCOTICS	WC	D	10/29/1999	30	3	120
8	MCLAUGHLIN	BROWN	NARCOTICS	ED	D	10/29/1999	30	3	120
9	MCLAUGHLIN	BROWN	NARCOTICS	WC	D	11/23/1999	30	1	60
10	MCLAUGHLIN	BROWN	NARCOTICS	WC	D	11/23/1999	30	1	60
11	MCLAUGHLIN	BROWN	NARCOTICS	WC	D	12/03/1999	20	2	80
12	MANGANO	BROWN	NARCOTICS	WS	H	12/30/1999	30	1	60
13	MANGANO	BROWN	NARCOTICS	WC	D	12/30/1999	30	1	60
14	MCLAUGHLIN	BROWN	NARCOTICS	WC	D	01/03/2000	17	-	17
15	MODICA	BROWN	MURDER	ED	D	01/13/2000	4	-	4
16	MODICA	BROWN	MURDER	WC	D	01/13/2000	4	-	4
17	MCGANN	BROWN	NARCOTICS	WC	D	01/13/2000	30	-	30
18	CHIN-BRANDT	BROWN	NARCOTICS	ED	D	01/17/2000	25	-	25
19	MCLAUGHLIN	BROWN	NARCOTICS	WC	D	01/20/2000	30	-	30
20	MCLAUGHLIN	BROWN	NARCOTICS	WC	D	01/20/2000	30	-	30

¹ The prosecuting official authorized the filing of the application under provisions of the state's statute. (See Table 1 for this state's statutory citation.)

² Type: WS = Standard Telephone (Wire), WC = Cellular or Mobile Telephone (Wire), WO = Other (Wire), OM = Microphone (Oral), OO = Other (Oral), ED = Digital Pager (Electronic), E = Computer or E-Mail (Electronic), EF = Fax Machine (Electronic), EO = Other (Electronic).

³ Location: H = Personal Residence, B = Business, A = Public Area, D = Portable Device, O = Other Location, R = Roving (Relaxed Specification Order), N = Not Specified.

TABLE B-1
STATE NEW YORK

CALENDAR YEAR 2000

**REPORT BY PROSECUTORS OF COURT-AUTHORIZED INTERCEPTS OF WIRE, ORAL, OR ELECTRONIC COMMUNICATIONS
PURSUANT TO 18 U.S.C. 2519**

A.O. Number	Number Of Days In Oper- ation ⁴	Average Inter- cepts per Day	Number of ⁵			Costs		Number of					
			Persons Inter- cepted	Intercepts	Incrim- inating Intercepts	Total Cost in \$	Other Than Manpower in \$	Arrests	Trials	Motions to Suppress Intercepts ⁶			Persons Con- victed
										G	D	P	
ONONDAGA													
1	31	25	61	782	741	4,550	450	6	-	-	-	-	2
2	30	28	52	826	705	4,450	450	5	-	-	-	-	2
3	54	4	209	220	31	8,310	310	1	-	-	1	-	1
4	30	20	34	604	306	RELATED TO NO. 2		2	-	-	-	-	1
5	36	96	200	3,465	188	73,869	1,293	3	-	-	2	-	2
6	71	66	360	4,681	1,200	90,000	10,000	17	-	-	-	-	-
7	77	17	13	1,298	139	46,883	8,820	1	-	-	-	-	-
8	42	31	12	1,298	139	RELATED TO NO. 7							
9	25	222	360	5,557	1,420	RELATED TO NO. 6							
QUEENS													
1	280	21	50	5,859	661	56,800	28,400	5	-	-	-	-	2
2	132	8	36	1,060	540	26,400	13,200	RELATED TO NO. 17**					
3	164	4	20	637	380	32,800	16,400	RELATED TO NO. 17**					
4	43	1	8	32	19	8,600	4,300	RELATED TO NO. 17**					
5	90	41	200	3,681	1,422	18,000	9,000	RELATED TO NO. 26**					
6	94	45	105	4,200	527	18,800	9,400	RELATED TO NO. 17**					
7	100	86	70	8,590	2,370	20,000	10,000	RELATED TO NO. 17**					
8	87	19	34	1,678	1,300	17,400	8,700	RELATED TO NO. 17**					
9	41	31	78	1,281	291	8,200	4,100	RELATED TO NO. 26**					
10	35	5	10	169	55	7,000	3,500	RELATED TO NO. 17**					
11	50	56	91	2,811	632	10,000	5,000	RELATED TO NO. 17**					
12	43	19	15	837	20	8,600	4,300	3	-	-	-	-	2
13	43	51	25	2,204	50	RELATED TO NO. 12							
14	17	16	101	279	81	3,400	1,700	RELATED TO NO. 26**					
15	4	7	10	28	28	1,600	800	-	-	-	-	-	-
16	NI	-	-	-	-	-	-	-	-	-	-	-	-
17	30	19	75	581	400	3,100	100	-	-	-	-	-	-
18	25	9	20	221	20	5,000	2,500	1	-	-	-	-	-
19	16	-	1	1	-	3,200	1,600	RELATED TO NO. 26**					
20	24	17	31	412	84	4,800	2,400	RELATED TO NO. 17**					

⁴ NI indicates never installed. I indicates installed but never used. NP indicates no prosecutor's report.

⁵ NR indicates not reported or could not be determined.

⁶ Motions: G = Granted, D = Denied, P = Pending.

* This wiretap was terminated during 1998 or earlier, but was not reported at that time because it was part of an ongoing investigation.

**This wiretap was terminated during 1999, but was not reported at that time because it was part of an ongoing investigation.

TABLE B-1
STATE NEW YORK

CALENDAR YEAR 2000

**REPORT BY JUDGES OF COURT-AUTHORIZED INTERCEPTS OF WIRE, ORAL, OR ELECTRONIC COMMUNICATIONS
PURSUANT TO 18 U.S.C. 2519**

A.O. Number	Authorizing Official		Offense Specified	Intercept		Date of Application and (Amendment)	Authorized Length		
	Judge	Prosecutor ¹		Type ²	Location ³		Original Order (Days)	Number of Extensions	Total Length (Days)
QUEENS (CONTINUED)									
21	MCLAUGHLIN	BROWN	NARCOTICS	WC	D	02/16/2000	30	-	30
22	KRAUSMAN	BROWN	NARCOTICS	ED	R	03/02/2000	30	-	30
23	KRAUSMAN	BROWN	NARCOTICS	ED	R	03/02/2000	30	-	30
24	JOY	BROWN	NARCOTICS	ED	D	03/03/2000	30	2	90
25	JOY	BROWN	NARCOTICS	WS	H	03/03/2000	30	1	60
26	JOY	BROWN	NARCOTICS	ED	D	03/03/2000	30	3	120
27	JOY	BROWN	NARCOTICS	WS	H	03/03/2000	30	3	120
28	MANGANO	BROWN	NARCOTICS	WC	D	03/21/2000	30	3	120
29	JOY	BROWN	GAMBLING	WS	H	03/29/2000	30	1	60
30	MCGANN	BROWN	NARCOTICS	ED	D	04/06/2000	30	-	30
31	MCGANN	BROWN	NARCOTICS	WC	D	04/06/2000	30	-	30
32	MCGANN	BROWN	NARCOTICS	ED	D	04/06/2000	30	1	60
33	MCGANN	BROWN	NARCOTICS	WC	D	04/06/2000	30	-	30
34	MANGANO	BROWN	NARCOTICS	WS	H	04/10/2000	30	3	120
35	KOHM	BROWN	NARCOTICS	WC	D	04/11/2000	30	2	90
36	SCHMIDT	BROWN	CORRUPTION	WC	D	04/13/2000	29	7	231
37	MANGANO	BROWN	NARCOTICS	WC	D	04/19/2000	30	-	30
38	FRIEDMAN	BROWN	NARCOTICS	WC	D	04/25/2000	30	1	60
39	FRIEDMAN	BROWN	NARCOTICS	ED	D	04/25/2000	30	9	300
40	FRIEDMAN	BROWN	NARCOTICS	WS	H	04/25/2000	30	3	120
41	JOY	BROWN	NARCOTICS	WC	D	04/25/2000	30	2	90
42	JOY	BROWN	NARCOTICS	WC	D	04/25/2000	30	2	90
43	JOY	BROWN	NARCOTICS	WC	D	04/25/2000	30	2	90
44	JOY	BROWN	GAMBLING	WS	H	04/27/2000	30	2	90
45	JOY	BROWN	GAMBLING	WS	H	04/27/2000	30	2	90
46	JOY	BROWN	GAMBLING	ED	D	04/27/2000	30	2	90
47	BUCHTER	BROWN	NARCOTICS	ED	D	04/27/2000	30	2	90
48	BUCHTER	BROWN	NARCOTICS	WS	H	04/27/2000	30	2	90
49	O'BRIEN	BROWN	CORRUPTION	EO	B	04/28/2000	30	-	30
50	O'BRIEN	BROWN	CORRUPTION	OM	B	04/28/2000	30	-	30

¹ The prosecuting official authorized the filing of the application under provisions of the state's statute. (See Table 1 for this state's statutory citation.)

² Type: WS = Standard Telephone (Wire), WC = Cellular or Mobile Telephone (Wire), WO = Other (Wire), OM = Microphone (Oral), OO = Other (Oral), ED = Digital Pager (Electronic), E = Computer or E-Mail (Electronic), EF = Fax Machine (Electronic), EO = Other (Electronic).

³ Location: H = Personal Residence, B = Business, A = Public Area, D = Portable Device, O = Other Location, R = Roving (Relaxed Specification Order), N = Not Specified.

TABLE B-1
STATE NEW YORK

CALENDAR YEAR 2000

**REPORT BY PROSECUTORS OF COURT-AUTHORIZED INTERCEPTS OF WIRE, ORAL, OR ELECTRONIC COMMUNICATIONS
PURSUANT TO 18 U.S.C. 2519**

A.O. Number	Number Of Days In Oper- ation ⁴	Average Inter- cepts per Day	Number of ⁵			Costs		Number of					
			Persons Inter- cepted	Intercepts	Incrim- inating Intercepts	Total Cost in \$	Other Than Manpower in \$	Arrests	Trials	Motions to Suppress Intercepts ⁶			Persons Con- victed
										G	D	P	
QUEENS (CONTINUED)													
21	13	13	26	165	23	2,600	1,300	RELATED TO NO. 17**					
22	30	4	72	123	34	7,600	-	-	-	-	-	-	-
23	30	-	7	11	8	RELATED TO NO. 22							
24	90	4	NR	350	NR	18,000	9,000	14	-	-	-	-	8
25	60	48	150	2,896	300	12,000	6,000	RELATED TO NO. 26					
26	120	10	NR	1,200	NR	24,000	12,000	12	-	-	-	-	6
27	122	53	300	6,425	800	RELATED TO NO. 26							
28	120	20	70	2,370	50	22,200	11,100	5	-	-	-	-	4
29	56	61	100	3,400	3,000	11,200	5,600	14	-	-	-	-	-
30	I	-	-	-	-	-	-	-	-	-	-	-	-
31	30	7	25	200	100	RELATED TO NO. 78							
32	44	2	40	66	50	17,600	-	5	-	-	-	-	-
33	I	-	-	-	-	-	-	-	-	-	-	-	-
34	111	17	30	1,880	25	RELATED TO NO. 28							
35	66	58	40	3,838	250	26,400	-	15	-	-	-	1	-
36	209	93	35	19,415	13,000	500,000	20,000	18	-	-	-	-	-
37	25	-	-	-	-	10,000	5,000	-	-	-	-	-	-
38	60	2	64	125	75	RELATED TO NO. 39							
39	300	20	4,000	6,000	5,240	60,800	1,600	3	-	-	-	-	-
40	120	2	60	210	125	RELATED TO NO. 39							
41	94	12	120	1,119	70	RELATED TO NO. 24							
42	94	40	300	3,721	450	RELATED TO NO. 24							
43	93	25	270	2,303	300	RELATED TO NO. 24							
44	56	55	30	3,088	3,000	RELATED TO NO. 29							
45	56	127	30	7,090	7,000	RELATED TO NO. 29							
46	56	18	20	993	800	RELATED TO NO. 29							
47	89	3	12	239	197	17,800	8,900	3	-	-	-	-	2
48	89	36	37	3,215	392	RELATED TO NO. 47							
49	3	49	4	146	146	RELATED TO NO. 50							
50	10	15	30	146	146	2,000	1,000	1	-	-	-	-	1

⁴ NI indicates never installed. I indicates installed but never used. NP indicates no prosecutor's report.

⁵ NR indicates not reported or could not be determined.

⁶ Motions: G = Granted, D = Denied, P = Pending.

* This wiretap was terminated during 1998 or earlier, but was not reported at that time because it was part of an ongoing investigation.

**This wiretap was terminated during 1999, but was not reported at that time because it was part of an ongoing investigation.

TABLE B-1
STATE NEW YORK

CALENDAR YEAR 2000

**REPORT BY JUDGES OF COURT-AUTHORIZED INTERCEPTS OF WIRE, ORAL, OR ELECTRONIC COMMUNICATIONS
PURSUANT TO 18 U.S.C. 2519**

A.O. Number	Authorizing Official		Offense Specified	Intercept		Date of Application and (Amendment)	Authorized Length		
	Judge	Prosecutor ¹		Type ²	Location ³		Original Order (Days)	Number of Extensions	Total Length (Days)
QUEENS (CONTINUED)									
51	KOHM	BROWN	NARCOTICS	WS	H	05/01/2000	30	-	30
52	KOHM	BROWN	NARCOTICS	WS	H	05/01/2000	30	3	120
53	MCGANN	BROWN	NARCOTICS	WC	D	05/04/2000	30	-	30
54	MCGANN	BROWN	NARCOTICS	WC	D	05/04/2000	30	-	30
55	MCGANN	BROWN	NARCOTICS	WC	D	05/04/2000	30	-	30
56	MCGANN	BROWN	NARCOTICS	WS	B	05/04/2000	30	1	60
57	MANGANO	BROWN	NARCOTICS	WC	D	05/18/2000	30	1	60
58	MCGANN	BROWN	NARCOTICS	ED	D	05/19/2000	12	-	12
59	JOY	BROWN	ROBBERY	WC	D	05/24/2000	30	1	60
60	BUCHTER	BROWN	NARCOTICS	WS	B	05/25/2000	30	1	60
61	BUCHTER	BROWN	NARCOTICS	ED	D	05/25/2000	30	-	30
62	BUCHTER	BROWN	NARCOTICS	WS	H	05/25/2000	30	-	30
63	BUCHTER	BROWN	NARCOTICS	ED	D	05/25/2000	30	2	90
64	BUCHTER	BROWN	NARCOTICS	ED	D	05/25/2000	30	2	90
65	BUCHTER	BROWN	NARCOTICS	WC	D	05/25/2000	30	3	120
66	MCGANN	BROWN	NARCOTICS	ED	D	06/01/2000	30	1	60
67	FRIEDMAN	BROWN	NARCOTICS	WC	D	06/09/2000	30	6	210
68	FRIEDMAN	BROWN	NARCOTICS	WC	D	06/09/2000	20	4	140
69	MCGANN	BROWN	BRIBERY	WS	H	06/13/2000	28	2	84
70	MCGANN	BROWN	BRIBERY	WC	D	06/13/2000	28	2	84
71	MANGANO	BROWN	NARCOTICS	WC	D	06/15/2000	30	-	30
72	MCGANN	BROWN	NARCOTICS	WC	D	06/16/2000	15	1	45
73	MCGANN	BROWN	NARCOTICS	ED	D	06/16/2000	15	-	15
74	KOHM	BROWN	NARCOTICS	WC	D	06/22/2000	30	1	60
75	KOHM	BROWN	NARCOTICS	WC	D	06/22/2000	30	-	30
76	BUCHTER	BROWN	NARCOTICS	WC	D	06/23/2000	30	-	30
77	BUCHTER	BROWN	NARCOTICS	WS	B	06/23/2000	30	2	90
78	MCGANN	BROWN	NARCOTICS	WC	D	06/30/2000	30	-	30
79	LUCIANO	BROWN	GAMBLING	WC	D	07/11/2000	30	1	60
80	KOHM	BROWN	NARCOTICS	EO	B	07/18/2000	30	1	60
81	KOHM	BROWN	NARCOTICS	OM	B	07/18/2000	30	4	150

¹ The prosecuting official authorized the filing of the application under provisions of the state's statute. (See Table 1 for this state's statutory citation.)

² Type: WS = Standard Telephone (Wire), WC = Cellular or Mobile Telephone (Wire), WO = Other (Wire), OM = Microphone (Oral), OO = Other (Oral), ED = Digital Pager (Electronic), E = Computer or E-Mail (Electronic), EF = Fax Machine (Electronic), EO = Other (Electronic).

³ Location: H = Personal Residence, B = Business, A = Public Area, D = Portable Device, O = Other Location, R = Roving (Relaxed Specification Order), N = Not Specified.

TABLE B-1
STATE NEW YORK

CALENDAR YEAR 2000

**REPORT BY PROSECUTORS OF COURT-AUTHORIZED INTERCEPTS OF WIRE, ORAL, OR ELECTRONIC COMMUNICATIONS
PURSUANT TO 18 U.S.C. 2519**

A.O. Number	Number Of Days In Oper- ation ⁴	Average Inter- cepts per Day	Number of ⁵			Costs		Number of					
			Persons Inter- cepted	Intercepts	Incrim- inating Intercepts	Total Cost in \$	Other Than Manpower in \$	Arrests	Trials	Motions to Suppress Intercepts ⁶			Persons Con- victed
										G	D	P	
QUEENS (CONTINUED)													
51	19	48	20	905	25	7,600	-	RELATED TO NO. 52					
52	101	10	45	1,050	325	40,400	-	15	-	-	-	1	-
53	I	-	-	-	-	-	-	-	-	-	-	-	-
54	20	3	9	57	20	3,500	2,000	-	-	-	-	-	-
55	I	-	-	-	-	-	-	-	-	-	-	-	-
56	60	23	200	1,350	1,000	24,000	-	5	-	-	-	-	-
57	40	56	45	2,250	50	8,000	4,000	5	-	-	-	-	4
58	12	5	6	60	45	4,800	-	5	-	-	-	-	-
59	40	77	20	3,088	3,000	8,000	4,000	16	-	1	1	-	-
60	59	54	37	3,215	392	11,800	5,900	3	-	-	-	-	2
61	NI	-	-	-	-	-	-	-	-	-	-	-	-
62	NI	-	-	-	-	-	-	-	-	-	-	-	-
63	90	12	35	1,080	750	18,000	9,000	5	-	-	1	-	-
64	90	6	25	540	200	RELATED TO NO. 63							
65	120	50	60	6,000	3,000	24,000	12,000	RELATED TO NO. 63					
66	60	42	200	2,500	1,275	RELATED TO NO. 56							
67	199	10	640	2,060	2,010	RELATED TO NO. 39							
68	125	2	75	230	160	RELATED TO NO. 39							
69	59	26	150	1,545	143	6,000	100	6	-	-	-	6	-
70	75	19	150	1,421	474	7,600	100	RELATED TO NO. 69					
71	13	55	30	720	35	2,600	1,300	5	-	-	-	-	4
72	45	6	25	280	175	18,000	-	5	-	-	-	-	-
73	15	3	3	40	10	6,000	-	RELATED TO NO. 72					
74	42	13	25	536	50	16,800	-	15	-	-	-	1	-
75	NI	-	-	-	-	-	-	-	-	-	-	-	-
76	30	30	25	900	50	6,000	3,000	RELATED TO NO. 63			-	1	-
77	90	12	35	1,080	750	RELATED TO NO. 63							
78	30	4	15	120	95	12,000	-	RELATED TO NO. 72					
79	20	41	113	826	316	4,000	2,000	-	-	-	-	-	-
80	NI	-	-	-	-	-	-	-	-	-	-	-	-
81	142	6	100	800	500	28,400	14,200	15	-	-	-	-	-

⁴ NI indicates never installed. I indicates installed but never used. NP indicates no prosecutor's report.

⁵ NR indicates not reported or could not be determined.

⁶ Motions: G = Granted, D = Denied, P = Pending.

* This wiretap was terminated during 1998 or earlier, but was not reported at that time because it was part of an ongoing investigation.

**This wiretap was terminated during 1999, but was not reported at that time because it was part of an ongoing investigation.

TABLE B-1
STATE NEW YORK

CALENDAR YEAR 2000

**REPORT BY JUDGES OF COURT-AUTHORIZED INTERCEPTS OF WIRE, ORAL, OR ELECTRONIC COMMUNICATIONS
PURSUANT TO 18 U.S.C. 2519**

A.O. Number	Authorizing Official		Offense Specified	Intercept		Date of Application and (Amendment)	Authorized Length		
	Judge	Prosecutor ¹		Type ²	Location ³		Original Order (Days)	Number of Extensions	Total Length (Days)
QUEENS (CONTINUED)									
82	FRIEDMAN	BROWN	NARCOTICS	WS	H	07/28/2000	30	-	30
83	FRIEDMAN	BROWN	NARCOTICS	WS	H	08/10/2000	15	3	89
84	KOHM	BROWN	NARCOTICS	WS	B	08/10/2000	30	-	30
85	BUCHTER	BROWN	NARCOTICS	WC	D	08/11/2000	30	-	30
86	KOHM	BROWN	NARCOTICS	WC	D	08/30/2000	30	-	30
87	KOHM	BROWN	NARCOTICS	WC	D	08/30/2000	30	2	90
88	SULLIVAN	BROWN	CORRUPTION	WS	H	09/08/2000	29	-	29
89	KOHM	BROWN	NARCOTICS	WC	D	09/28/2000	30	1	60
90	FRIEDMAN	BROWN	NARCOTICS	WC	D	10/12/2000	8	3	98
91	MCGANN	BROWN	NARCOTICS	ED	D	11/16/2000	30	-	30
92	MCGANN	BROWN	NARCOTICS	ED	D	11/16/2000	30	-	30
93	MCGANN	BROWN	NARCOTICS	WC	D	11/16/2000	30	-	30
16**	SNYDER	BROWN	NARCOTICS	WS	O	06/02/1999	29	2	86
17**	MCLAUGHLIN	BROWN	NARCOTICS	WC	D	07/08/1999	30	1	60
18**	MCLAUGHLIN	BROWN	NARCOTICS	ED	D	07/08/1999	30	1	60
19**	MCLAUGHLIN	BROWN	NARCOTICS	WS	H	07/08/1999	30	-	30
20**	MCLAUGHLIN	BROWN	NARCOTICS	WC	D	08/05/1999	30	-	30
21**	MCLAUGHLIN	BROWN	NARCOTICS	WC	D	08/05/1999	30	-	30
22**	MCLAUGHLIN	BROWN	NARCOTICS	WS	H	08/05/1999	30	1	60
23**	MCLAUGHLIN	BROWN	NARCOTICS	ED	D	08/05/1999	30	2	90
24**	MCLAUGHLIN	BROWN	NARCOTICS	ED	D	08/05/1999	30	-	30
25**	MCLAUGHLIN	BROWN	NARCOTICS	WC	D	08/12/1999	23	2	83
26**	MCLAUGHLIN	BROWN	NARCOTICS	WC	H	08/26/1999	13	1	43
27**	MCLAUGHLIN	BROWN	NARCOTICS	WC	D	08/26/1999	8	1	38
28**	MCLAUGHLIN	BROWN	NARCOTICS	WC	D	10/01/1999	30	-	30
29**	MCLAUGHLIN	BROWN	NARCOTICS	WC	D	10/01/1999	30	-	30
30**	MCLAUGHLIN	BROWN	NARCOTICS	ED	D	10/01/1999	30	2	90
31**	MCLAUGHLIN	BROWN	NARCOTICS	WC	D	10/08/1999	23	1	53
32**	MCLAUGHLIN	BROWN	NARCOTICS	WC	D	10/29/1999	30	-	30
33**	MCLAUGHLIN	BROWN	NARCOTICS	WC	D	11/04/1999	30	-	30
34**	MCLAUGHLIN	BROWN	NARCOTICS	WC	D	11/04/1999	23	1	53
35**	MCLAUGHLIN	BROWN	NARCOTICS	WC	D	11/23/1999	30	1	60

¹ The prosecuting official authorized the filing of the application under provisions of the state's statute. (See Table 1 for this state's statutory citation.)

² Type: WS = Standard Telephone (Wire), WC = Cellular or Mobile Telephone (Wire), WO = Other (Wire), OM = Microphone (Oral), OO = Other (Oral), ED = Digital Pager (Electronic), E = Computer or E-Mail (Electronic), EF = Fax Machine (Electronic), EO = Other (Electronic).

³ Location: H = Personal Residence, B = Business, A = Public Area, D = Portable Device, O = Other Location, R = Roving (Relaxed Specification Order), N = Not Specified.

TABLE B-1
STATE NEW YORK

CALENDAR YEAR 2000

**REPORT BY PROSECUTORS OF COURT-AUTHORIZED INTERCEPTS OF WIRE, ORAL, OR ELECTRONIC COMMUNICATIONS
PURSUANT TO 18 U.S.C. 2519**

A.O. Number	Number Of Days In Oper- ation ⁴	Average Inter- cepts per Day	Number of ⁵			Costs		Number of					
			Persons Inter- cepted	Intercepts	Incrim- inating Intercepts	Total Cost in \$	Other Than Manpower in \$	Arrests	Trials	Motions to Suppress Intercepts ⁶			Persons Con- victed
										G	D	P	
QUEENS (CONTINUED)													
82	7	4	8	25	15	RELATED TO NO. 39							
83	60	2	60	120	90	RELATED TO NO. 39							
84	20	28	50	560	20	6,000	3,000	RELATED TO NO. 81					
85	30	25	23	750	45	RELATED TO NO. 76							
86	20	6	10	118	-	RELATED TO NO. 84		RELATED TO NO. 81					
87	71	16	800	1,126	800	14,200	7,100	RELATED TO NO. 81					
88	3	-	-	-	-	600	300	-	-	-	-	-	-
89	41	36	800	1,471	950	8,200	4,100	RELATED TO NO. 81					
90	73	6	210	450	380	RELATED TO NO. 39							
91	30	2	3	50	-	4,500	1,500	-	-	-	-	-	-
92	30	-	-	-	-	1,500	1,500	-	-	-	-	-	-
93	30	1	5	31	-	RELATED TO NO. 91							
16**	72	63	15	4,512	10	17,200	8,600	RELATED TO NO. 1					
17**	30	103	107	3,100	734	6,000	3,000	40	-	-	2	1	32
18**	47	23	27	1,096	400	9,400	4,700	RELATED TO NO. 17**					
19**	25	20	26	489	52	5,000	2,500	RELATED TO NO. 17**					
20**	4	1	2	4	-	800	400	RELATED TO NO. 17**					
21**	25	36	43	888	327	RELATED TO NO. 19**		RELATED TO NO. 17**					
22**	47	45	85	2,100	263	RELATED TO NO. 18**		RELATED TO NO. 17**					
23**	47	35	40	1,656	1,400	RELATED TO NO. 18**		RELATED TO NO. 17**					
24**	29	2	6	69	10	5,800	2,900	RELATED TO NO. 17**					
25**	47	67	124	3,142	984	RELATED TO NO. 18**		RELATED TO NO. 17**					
26**	30	103	25	3,093	619	RELATED TO NO. 17**		-	-	-	-	-	2
27**	31	46	113	1,415	359	6,200	3,100	RELATED TO NO. 17**					
28**	3	-	-	-	-	600	300	RELATED TO NO. 17**					
29**	25	20	26	489	52	5,000	2,500	RELATED TO NO. 17**					
30**	58	7	87	389	300	11,600	5,800	RELATED TO NO. 17**					
31**	40	31	90	1,228	367	8,000	4,000	RELATED TO NO. 17**					
32**	21	35	51	739	196	4,200	2,100	RELATED TO NO. 17**					
33**	15	23	25	347	114	3,000	1,500	RELATED TO NO. 17**					
34**	31	44	70	1,359	390	6,200	3,100	RELATED TO NO. 17**					
35**	36	16	30	582	87	7,200	3,600	RELATED TO NO. 17**					

⁴ NI indicates never installed. I indicates installed but never used. NP indicates no prosecutor's report.

⁵ NR indicates not reported or could not be determined.

⁶ Motions: G = Granted, D = Denied, P = Pending.

* This wiretap was terminated during 1998 or earlier, but was not reported at that time because it was part of an ongoing investigation.

**This wiretap was terminated during 1999, but was not reported at that time because it was part of an ongoing investigation.

TABLE B-1
STATE NEW YORK

CALENDAR YEAR 2000

**REPORT BY JUDGES OF COURT-AUTHORIZED INTERCEPTS OF WIRE, ORAL, OR ELECTRONIC COMMUNICATIONS
PURSUANT TO 18 U.S.C. 2519**

A.O. Number	Authorizing Official		Offense Specified	Intercept		Date of Application and (Amendment)	Authorized Length		
	Judge	Prosecutor ¹		Type ²	Location ³		Original Order (Days)	Number of Extensions	Total Length (Days)
ROCKLAND									
1	NELSON	BONGIORNO	NARCOTICS	WS,WC,ED	H,D	10/06/1999	30	8	270
2	NELSON	BONGIORNO	NARCOTICS	WS,WC	H,D	12/03/1999	30	3	120
3	NELSON	BONGIORNO	NARCOTICS	WS,WC	H,D	12/07/1999	30	3	120
4	NELSON	BONGIORNO	NARCOTICS	WC	D	02/23/2000	30	2	90
5	NELSON	BONGIORNO	NARCOTICS	WC	D	10/04/2000	30	-	30
7**	NELSON	BONGIORNO	NARCOTICS	WC	D	12/03/1999	30	-	30
SAINT LAWRENCE									
1	NICANDRI	RICHARDS	MURDER	WS	H	10/12/2000	30	-	30
2	NICANDRI	RICHARDS	MURDER	WS	H	10/12/2000	30	-	30
3	NICANDRI	RICHARDS	MURDER	WS	H	10/12/2000	30	-	30
SCHENECTADY									
1	EIDENS	CARNEY	GAMBLING	WS	H	02/18/2000	30	1	60
STATE ATTORNEY GENERAL									
1	CANFIELD	SPITZER	LARCENY	WS	H	12/10/1999	30	1	60
SUFFOLK									
1	SULLIVAN	CATTERSON	GAMBLING	WS	H	03/14/2000	30	-	30
2	SULLIVAN	CATTERSON	GAMBLING	WS	H	03/21/2000	30	-	30
3	SULLIVAN	CATTERSON	GAMBLING	WS	H	03/21/2000	30	-	30
4	SULLIVAN	CATTERSON	GAMBLING	WS	H	03/21/2000	30	-	30
5	MULLEN	CATTERSON	NARCOTICS	WS	H	04/03/2000	30	1	60
6	MULLEN	CATTERSON	NARCOTICS	ED	D	05/05/2000	30	1	60
7	MULLEN	CATTERSON	NARCOTICS	WS	H	05/31/2000	30	1	60
8	MULLEN	CATTERSON	NARCOTICS	WS	H	05/31/2000	30	-	30
9	MULLEN	CATTERSON	NARCOTICS	WS	H	06/29/2000	30	-	30
10	MULLEN	CATTERSON	NARCOTICS	WS	H	07/11/2000	30	-	30
11	MULLEN	CATTERSON	NARCOTICS	WS	H	07/19/2000	30	-	30
TOMPKINS									
3**	SHERMAN	DENTES	NARCOTICS	WS	H	03/24/1999	30	-	30
4**	SHERMAN	DENTES	NARCOTICS	WS	H	05/04/1999	30	-	30

¹ The prosecuting official authorized the filing of the application under provisions of the state's statute. (See Table 1 for this state's statutory citation.)

² Type: WS = Standard Telephone (Wire), WC = Cellular or Mobile Telephone (Wire), WO = Other (Wire), OM = Microphone (Oral), OO = Other (Oral), ED = Digital Pager (Electronic), E = Computer or E-Mail (Electronic), EF = Fax Machine (Electronic), EO = Other (Electronic).

³ Location: H = Personal Residence, B = Business, A = Public Area, D = Portable Device, O = Other Location, R = Roving (Relaxed Specification Order), N = Not Specified.

TABLE B-1
STATE NEW YORK

CALENDAR YEAR 2000

**REPORT BY PROSECUTORS OF COURT-AUTHORIZED INTERCEPTS OF WIRE, ORAL, OR ELECTRONIC COMMUNICATIONS
PURSUANT TO 18 U.S.C. 2519**

A.O. Number	Number Of Days In Oper- ation ⁴	Average Inter- cepts per Day	Number of ⁵			Costs		Number of					
			Persons Inter- cepted	Intercepts	Incrim- inating Intercepts	Total Cost in \$	Other Than Manpower in \$	Arrests	Trials	Motions to Suppress Intercepts ⁶			Persons Con- victed
										G	D	P	
ROCKLAND													
1	227	52	573	11,713	563	323,680	10,000	7	-	-	-	-	7
2	116	23	31	2,685	185	RELATED TO NO. 1							
3	100	33	28	3,307	87	RELATED TO NO. 1							
4	89	28	57	2,476	253	RELATED TO NO. 1							
5	30	1	8	30	-	33,000	3,000	-	-	-	-	-	-
7**	I	-	-	-	-	-	-	-	-	-	-	-	-
SAINT LAWRENCE													
1	7	-	3	3	NR	RELATED TO NO. 3							
2	7	-	-	-	-	RELATED TO NO. 3							
3	7	36	57	255	-	6,670	550	-	-	-	-	-	-
SCHENECTADY													
1	47	61	13	2,874	1,373	70,908	8,508	10	-	-	-	-	10
STATE ATTORNEY GENERAL													
1	58	84	156	4,881	346	296,131	17,731	7	-	-	-	-	4
SUFFOLK													
1	7	19	125	131	125	18,326	3,500	5	-	-	-	-	5
2	10	62	34	623	623	RELATED TO NO. 1							
3	12	32	54	382	375	RELATED TO NO. 1							
4	12	35	86	421	421	RELATED TO NO. 1							
5	58	10	37	551	140	608,923	8,923	18	-	-	-	-	1
6	40	7	28	267	120	RELATED TO NO. 5							
7	30	41	18	1,240	169	RELATED TO NO. 5							
8	30	43	23	1,294	216	RELATED TO NO. 5							
9	29	42	14	1,204	8	RELATED TO NO. 5							
10	15	7	3	102	15	RELATED TO NO. 5							
11	8	2	4	16	6	RELATED TO NO. 5							
TOMPKINS													
3**	29	142	163	4,112	155	43,332	2,500	RELATED TO NO. 4**					
4**	10	41	71	412	54	15,801	1,721	3	1	-	2	-	2

⁴ NI indicates never installed. I indicates installed but never used. NP indicates no prosecutor's report.

⁵ NR indicates not reported or could not be determined.

⁶ Motions: G = Granted, D = Denied, P = Pending.

* This wiretap was terminated during 1998 or earlier, but was not reported at that time because it was part of an ongoing investigation.

**This wiretap was terminated during 1999, but was not reported at that time because it was part of an ongoing investigation.

**TABLE B-1
STATE NEW YORK**

CALENDAR YEAR 2000

**REPORT BY JUDGES OF COURT-AUTHORIZED INTERCEPTS OF WIRE, ORAL, OR ELECTRONIC COMMUNICATIONS
PURSUANT TO 18 U.S.C. 2519**

A.O. Number	Authorizing Official		Offense Specified	Intercept		Date of Application and (Amendment)	Authorized Length		
	Judge	Prosecutor ¹		Type ²	Location ³		Original Order (Days)	Number of Extensions	Total Length (Days)
WESTCHESTER									
1	ZABELLI	PIRRO	NARCOTICS	WC	D	03/08/2000	30	-	30
2	KRAUSMAN	DONOHUE	USURY	WS	H	03/23/2000	30	1	60
3	KRAUSMAN	DONOHUE	USURY	WC	D	03/23/2000	30	1	60
4	KRAUSMAN	DONOHUE	USURY	WS	H	03/23/2000	30	-	30
5	LANGE	PIRRO	INTERFERENCE	WS	H	04/13/2000	30	2	90
6	ANGIOLILLO	PIRRO	USURY	OM	O	07/06/2000	30	-	30
7	ANGIOLILLO	PIRRO	NARCOTICS	WS,WC	H,D	08/25/2000	30	3	120
8	MARCUS	PIRRO	LARCENY	WC	D	09/14/2000	30	2	90
9	MARCUS	PIRRO	LARCENY	ED	D	09/14/2000	30	2	90
10	SMITH	PIRRO	GAMBLING	WC	D	12/01/2000	30	-	30
24**	BURKE	QUINLAN	MURDER	WS,ED	H,D	11/02/1998	30	5	180

¹ The prosecuting official authorized the filing of the application under provisions of the state's statute. (See Table 1 for this state's statutory citation.)

² Type: WS = Standard Telephone (Wire), WC = Cellular or Mobile Telephone (Wire), WO = Other (Wire), OM = Microphone (Oral), OO = Other (Oral), ED = Digital Pager (Electronic), E = Computer or E-Mail (Electronic), EF = Fax Machine (Electronic), EO = Other (Electronic).

³ Location: H = Personal Residence, B = Business, A = Public Area, D = Portable Device, O = Other Location, R = Roving (Relaxed Specification Order), N = Not Specified.

TABLE B-1
STATE NEW YORK

CALENDAR YEAR 2000

**REPORT BY PROSECUTORS OF COURT-AUTHORIZED INTERCEPTS OF WIRE, ORAL, OR ELECTRONIC COMMUNICATIONS
PURSUANT TO 18 U.S.C. 2519**

A.O. Number	Number Of Days In Oper- ation ⁴	Average Inter- cepts per Day	Number of ⁵			Costs		Number of						
			Persons Inter- cepted	Intercepts	Incrim- inating Intercepts	Total Cost in \$	Other Than Manpower in \$	Arrests	Trials	Motions to Suppress Intercepts ⁶			Persons Con- victed	
										G	D	P		
WESTCHESTER														
1	24	51	60	1,232	228	23,750	1,530	5	-	-	-	-	3	
2	48	9	13	419	48	37,170	2,610	-	-	-	-	-	-	
3	48	5	13	244	68	RELATED TO NO. 2								
4	15	25	2	375	26	11,960	800	-	-	-	-	-	-	
5	9	1	4	9	9	1,360	40	2	-	-	-	-	2	
6	NI	-	-	-	-	-	-	-	-	-	-	-	-	
7	98	130	60	12,731	428	431,040	7,860	12	-	-	-	-	5	
8	58	5	6	308	131	17,905	1,210	-	-	-	-	-	-	
9	90	-	NR	2	2	150	150	-	-	-	-	-	-	
10	NP	-	-	-	-	-	-	-	-	-	-	-	-	
24**	172	67	60	11,486	30	351,190	10,040	2	-	-	-	-	2	

⁴ NI indicates never installed. I indicates installed but never used. NP indicates no prosecutor's report.

⁵ NR indicates not reported or could not be determined.

⁶ Motions: G = Granted, D = Denied, P = Pending.

* This wiretap was terminated during 1998 or earlier, but was not reported at that time because it was part of an ongoing investigation.

**This wiretap was terminated during 1999, but was not reported at that time because it was part of an ongoing investigation.

**TABLE B-1
STATE OHIO**

CALENDAR YEAR 2000

**REPORT BY JUDGES OF COURT-AUTHORIZED INTERCEPTS OF WIRE, ORAL, OR ELECTRONIC COMMUNICATIONS
PURSUANT TO 18 U.S.C. 2519**

A.O. Number	Authorizing Official		Offense Specified	Intercept		Date of Application and (Amendment)	Authorized Length		
	Judge	Prosecutor ¹		Type ²	Location ³		Original Order (Days)	Number of Extensions	Total Length (Days)
DARKE									
1	YARBROUGH	HOWELL	MURDER	OM	A	01/14/2000	10	-	10
2	YARBROUGH	HOWELL	MURDER	OM	A	04/21/2000	8	-	8
DEFIANCE									
1	SCHMENK	STRAUSBAUGH	NARCOTICS	WS	H	10/26/2000	30	2	90
GREENE									
1*	REID	SCHENCK	MURDER	EO	H	03/23/1998	2	-	2
WASHINGTON									
1	BOYER	CAUTHORN	CORRUPTION	WS	H	06/21/2000	30	1	60
2	BOYER	CAUTHORN	CORRUPTION	WS	H	06/29/2000	30	1	60
3	BOYER	CAUTHORN	CORRUPTION	WS	H	08/17/2000	30	1	60

¹ The prosecuting official authorized the filing of the application under provisions of the state's statute. (See Table 1 for this state's statutory citation.)

² Type: WS = Standard Telephone (Wire), WC = Cellular or Mobile Telephone (Wire), WO = Other (Wire), OM = Microphone (Oral), OO = Other (Oral), ED = Digital Pager (Electronic), E = Computer or E-Mail (Electronic), EF = Fax Machine (Electronic), EO = Other (Electronic).

³ Location: H = Personal Residence, B = Business, A = Public Area, D = Portable Device, O = Other Location, R = Roving (Relaxed Specification Order), N = Not Specified.

**TABLE B-1
STATE OHIO**

CALENDAR YEAR 2000

**REPORT BY PROSECUTORS OF COURT-AUTHORIZED INTERCEPTS OF WIRE, ORAL, OR ELECTRONIC COMMUNICATIONS
PURSUANT TO 18 U.S.C. 2519**

A.O. Number	Number Of Days In Oper- ation ⁴	Average Inter- cepts per Day	Number of ⁵			Costs		Number of					
			Persons Inter- cepted	Intercepts	Incrim- inating Intercepts	Total Cost in \$	Other Than Manpower in \$	Arrests	Trials	Motions to Suppress Intercepts ⁶			Persons Con- victed
										G	D	P	
DARKE													
1	I	-	-	-	-	12,893	3,500	-	-	-	-	-	-
2	I	-	-	-	-	10,503	4,250	-	-	-	-	-	-
DEFIANCE													
1	66	33	129	2,182	103	46,400	5,000	5	-	-	-	-	-
GREENE													
1*	2	30	37	60	-	-	-	-	-	-	-	-	-
WASHINGTON													
1	59	30	101	1,788	1,056	RELATED TO NO. 3							
2	39	38	65	1,476	1,476	RELATED TO NO. 3							
3	40	34	155	1,359	1,103	205,330	40,000	-	-	-	-	-	-

⁴ NI indicates never installed. I indicates installed but never used. NP indicates no prosecutor's report.

⁵ NR indicates not reported or could not be determined.

⁶ Motions: G = Granted, D = Denied, P = Pending.

* This wiretap was terminated during 1998 or earlier, but was not reported at that time because it was part of an ongoing investigation.

**This wiretap was terminated during 1999, but was not reported at that time because it was part of an ongoing investigation.

TABLE B-1
STATE OKLAHOMA

CALENDAR YEAR 2000

**REPORT BY JUDGES OF COURT-AUTHORIZED INTERCEPTS OF WIRE, ORAL, OR ELECTRONIC COMMUNICATIONS
PURSUANT TO 18 U.S.C. 2519**

A.O. Number	Authorizing Official		Offense Specified	Intercept		Date of Application and (Amendment)	Authorized Length		
	Judge	Prosecutor ¹		Type ²	Location ³		Original Order (Days)	Number of Extensions	Total Length (Days)
STATE ATTORNEY GENERAL									
1	STRUBHAR	EDMONDSON	NARCOTICS	WS	H	02/10/2000	30	1	60
2	STRUBHAR	EDMONDSON	NARCOTICS	WS	B	05/04/2000	30	1	60
3	LUMPKIN	EDMONDSON	NARCOTICS	WC	D	06/16/2000	14	-	14
4	LUMPKIN	EDMONDSON	NARCOTICS	WC	D	08/01/2000	30	-	30
2*	CHAPEL	EDMONDSON	MURDER	WS,EE	H	09/08/1998	30	1	60

¹ The prosecuting official authorized the filing of the application under provisions of the state's statute. (See Table 1 for this state's statutory citation.)

² Type: WS = Standard Telephone (Wire), WC = Cellular or Mobile Telephone (Wire), WO = Other (Wire), OM = Microphone (Oral), OO = Other (Oral), ED = Digital Pager (Electronic), E = Computer or E-Mail (Electronic), EF = Fax Machine (Electronic), EO = Other (Electronic).

³ Location: H = Personal Residence, B = Business, A = Public Area, D = Portable Device, O = Other Location, R = Roving (Relaxed Specification Order), N = Not Specified.

**TABLE B-1
STATE OKLAHOMA**

CALENDAR YEAR 2000

**REPORT BY PROSECUTORS OF COURT-AUTHORIZED INTERCEPTS OF WIRE, ORAL, OR ELECTRONIC COMMUNICATIONS
PURSUANT TO 18 U.S.C. 2519**

A.O. Number	Number Of Days In Oper- ation ⁴	Average Inter- cepts per Day	Number of ⁵			Costs		Number of					
			Persons Inter- cepted	Intercepts	Incrim- inating Intercepts	Total Cost in \$	Other Than Manpower in \$	Arrests	Trials	Motions to Suppress Intercepts ⁶			Persons Con- victed
										G	D	P	
STATE ATTORNEY GENERAL													
1	34	122	8,274	4,137	510	80,000	8,000	27	-	-	4	1	14
2	56	53	3,346	2,954	277	5,057	557	9	-	-	-	1	-
3	14	20	15	283	63	6,100	1,300	9	-	-	-	1	-
4	15	65	44	972	307	166,500	500	10	-	-	-	-	-
2*	59	21	2,508	1,254	10	111,000	1,000	-	-	-	-	-	-

⁴ NI indicates never installed. I indicates installed but never used. NP indicates no prosecutor's report.

⁵ NR indicates not reported or could not be determined.

⁶ Motions: G = Granted, D = Denied, P = Pending.

* This wiretap was terminated during 1998 or earlier, but was not reported at that time because it was part of an ongoing investigation.

**This wiretap was terminated during 1999, but was not reported at that time because it was part of an ongoing investigation.

**TABLE B-1
STATE OREGON**

CALENDAR YEAR 2000

**REPORT BY JUDGES OF COURT-AUTHORIZED INTERCEPTS OF WIRE, ORAL, OR ELECTRONIC COMMUNICATIONS
PURSUANT TO 18 U.S.C. 2519**

A.O. Number	Authorizing Official		Offense Specified	Intercept		Date of Application and (Amendment)	Authorized Length		
	Judge	Prosecutor ¹		Type ²	Location ³		Original Order (Days)	Number of Extensions	Total Length (Days)
LINCOLN									
1	HUCKLEBERRY	GLODE	MURDER	WS	H	02/01/2000	29	1	39
MULTNOMAH									
2*	ELLIS	SCHRUNK	MURDER	WS	H	10/12/1998	30	-	30

¹ The prosecuting official authorized the filing of the application under provisions of the state's statute. (See Table 1 for this state's statutory citation.)

² Type: WS = Standard Telephone (Wire), WC = Cellular or Mobile Telephone (Wire), WO = Other (Wire), OM = Microphone (Oral), OO = Other (Oral), ED = Digital Pager (Electronic), E = Computer or E-Mail (Electronic), EF = Fax Machine (Electronic), EO = Other (Electronic).

³ Location: H = Personal Residence, B = Business, A = Public Area, D = Portable Device, O = Other Location, R = Roving (Relaxed Specification Order), N = Not Specified.

**TABLE B-1
STATE OREGON**

CALENDAR YEAR 2000

**REPORT BY PROSECUTORS OF COURT-AUTHORIZED INTERCEPTS OF WIRE, ORAL, OR ELECTRONIC COMMUNICATIONS
PURSUANT TO 18 U.S.C. 2519**

A.O. Number	Number Of Days in Oper- ation ⁴	Average Inter- cepts per Day	Number of ⁵			Costs		Number of					
			Persons Inter- cepted	Intercepts	Incrim- inating Intercepts	Total Cost in \$	Other Than Manpower in \$	Arrests	Trials	Motions to Suppress Intercepts ⁶			Persons Con- victed
										G	D	P	
LINCOLN													
1	30	13	77	375	-	7,740	-	-	-	-	-	-	-
MULTNOMAH													
2*	15	3	15	51	9	9,120	570	2	-	-	-	-	-

⁴ NI indicates never installed. I indicates installed but never used. NP indicates no prosecutor's report.

⁵ NR indicates not reported or could not be determined.

⁶ Motions: G = Granted, D = Denied, P = Pending.

* This wiretap was terminated during 1998 or earlier, but was not reported at that time because it was part of an ongoing investigation.

**This wiretap was terminated during 1999, but was not reported at that time because it was part of an ongoing investigation.

TABLE B-1
STATE PENNSYLVANIA

CALENDAR YEAR 2000

**REPORT BY JUDGES OF COURT-AUTHORIZED INTERCEPTS OF WIRE, ORAL, OR ELECTRONIC COMMUNICATIONS
PURSUANT TO 18 U.S.C. 2519**

A.O. Number	Authorizing Official		Offense Specified	Intercept		Date of Application and (Amendment)	Authorized Length		
	Judge	Prosecutor ¹		Type ²	Location ³		Original Order (Days)	Number of Extensions	Total Length (Days)
BERKS									
1	EAKIN	BALDWIN	MURDER	WC	D	05/02/2000	10	-	10
2	EAKIN	BALDWIN	MURDER	WC	D	05/12/2000	30	-	30
3	EAKIN	BALDWIN	MURDER	WC	D	05/15/2000	30	-	30
LEHIGH									
1	OLSZEWSKI	MARTIN	NARCOTICS	WC	D	08/15/2000	22	-	22
2	OLSZEWSKI	MARTIN	NARCOTICS	WS	B	08/15/2000	30	1	60
3	OLSZEWSKI	MARTIN	NARCOTICS	WC	D	09/15/2000	30	1	60
4	OLSZEWSKI	MARTIN	MURDER	WC	D	11/08/2000	30	-	30
5	OLSZEWSKI	MARTIN	MURDER	WC	D	11/21/2000	30	-	30
MONTGOMERY									
1	KELLY	CASTOR	NARCOTICS	WC	D	10/04/2000	30	-	30
PHILADELPHIA									
1	KELLY	ABRAHAM	NARCOTICS	WC	D	06/05/2000	30	-	30
2	KELLY	ABRAHAM	NARCOTICS	WS	H	06/05/2000	30	2	90
3	KELLY	ABRAHAM	NARCOTICS	WC	D	06/15/2000	30	2	90
4	KELLY	ABRAHAM	NARCOTICS	ED	D	07/10/2000	30	1	60
5	KELLY	GORDON	NARCOTICS	ED	D	07/25/2000	30	1	60
STATE ATTORNEY GENERAL									
1	STEVENS	FISHER	NARCOTICS	WC	D	01/11/2000	30	-	30
2	STEVENS	FISHER	NARCOTICS	WS	H	01/11/2000	30	-	30
3	STEVENS	FISHER	NARCOTICS	WC	D	01/27/2000	30	-	30
4	STEVENS	FISHER	NARCOTICS	WS	H	01/27/2000	30	-	30
5	CAVANAUGH	FISHER	NARCOTICS	WC	D	01/28/2000	30	-	30
6	CAVANAUGH	FISHER	NARCOTICS	WC	D	02/17/2000	30	-	30
7	CAVANAUGH	FISHER	NARCOTICS	WC	D	02/17/2000	30	-	30
8	CAVANAUGH	FISHER	NARCOTICS	ED	D	02/18/2000	30	-	30
9	EAKIN	FISHER	NARCOTICS	WC	D	02/29/2000	30	1	36
10	EAKIN	FISHER	NARCOTICS	WC	D	02/29/2000	30	-	30
11	EAKIN	FISHER	NARCOTICS	WC	D	02/29/2000	30	1	36
12	CAVANAUGH	FISHER	NARCOTICS	WC	D	03/03/2000	30	-	30
13	BECK	FISHER	NARCOTICS	WS	H	03/09/2000	30	-	30

¹ The prosecuting official authorized the filing of the application under provisions of the state's statute. (See Table 1 for this state's statutory citation.)

² Type: WS = Standard Telephone (Wire), WC = Cellular or Mobile Telephone (Wire), WO = Other (Wire), OM = Microphone (Oral), OO = Other (Oral), ED = Digital Pager (Electronic), E = Computer or E-Mail (Electronic), EF = Fax Machine (Electronic), EO = Other (Electronic).

³ Location: H = Personal Residence, B = Business, A = Public Area, D = Portable Device, O = Other Location, R = Roving (Relaxed Specification Order), N = Not Specified.

**TABLE B-1
STATE PENNSYLVANIA**

CALENDAR YEAR 2000

**REPORT BY PROSECUTORS OF COURT-AUTHORIZED INTERCEPTS OF WIRE, ORAL, OR ELECTRONIC COMMUNICATIONS
PURSUANT TO 18 U.S.C. 2519**

A.O. Number	Number Of Days In Oper- ation ⁴	Average Inter- cepts per Day	Number of ⁵			Costs		Number of						
			Persons Inter- cepted	Intercepts	Incrim- inating Intercepts	Total Cost in \$	Other Than Manpower in \$	Arrests	Trials	Motions to Suppress Intercepts ⁶			Persons Con- victed	
										G	D	P		
BERKS														
1	1	15	12	15	4	-	-	1	-	-	-	-	-	
2	5	6	9	30	18	600	600	1	-	-	-	-	-	
3	2	33	12	65	18	RELATED TO NO. 2								
LEHIGH														
1	22	41	94	899	45	224,388	7,818	20	-	-	-	-	-	
2	56	93	211	5,225	210	RELATED TO NO. 1								
3	32	56	95	1,781	48	RELATED TO NO. 1								
4	30	79	84	2,372	356	RELATED TO NO. 1								
5	24	58	63	1,383	389	RELATED TO NO. 1								
MONTGOMERY														
1	17	62	64	1,056	426	68,777	1,741	30	-	-	-	-	-	
PHILADELPHIA														
1	8	118	73	942	248	326,131	13,550	-	-	-	-	-	-	
2	87	68	213	5,883	205	RELATED TO NO. 1								
3	87	92	213	7,981	1,855	RELATED TO NO. 1								
4	59	3	82	164	164	RELATED TO NO. 1								
5	60	9	274	548	548	RELATED TO NO. 1								
STATE ATTORNEY GENERAL														
1	14	1	2	9	5	172,748	4,328	-	-	-	-	-	-	
2	30	5	30	139	55	RELATED TO NO. 1								
3	NI	-	-	-	-	-	-	-	-	-	-	-	-	
4	27	33	99	900	153	RELATED TO NO. 1								
5	29	98	179	2,837	875	156,640	9,120	-	-	-	-	-	-	
6	25	25	20	633	67	68,884	10,500	11	-	-	-	-	-	
7	15	64	54	957	147	RELATED TO NO. 6								
8	25	4	NR	90	NR	RELATED TO NO. 6								
9	34	46	84	1,550	259	RELATED TO NO. 19								
10	14	11	18	149	30	RELATED TO NO. 19								
11	33	8	21	276	18	RELATED TO NO. 19								
12	13	46	86	596	213	66,076	695	-	-	-	-	-	-	
13	5	94	33	469	17	RELATED TO NO. 6								

⁴ NI indicates never installed. I indicates installed but never used. NP indicates no prosecutor's report.

⁵ NR indicates not reported or could not be determined.

⁶ Motions: G = Granted, D = Denied, P = Pending.

* This wiretap was terminated during 1998 or earlier, but was not reported at that time because it was part of an ongoing investigation.

**This wiretap was terminated during 1999, but was not reported at that time because it was part of an ongoing investigation.

**TABLE B-1
STATE PENNSYLVANIA**

CALENDAR YEAR 2000

**REPORT BY JUDGES OF COURT-AUTHORIZED INTERCEPTS OF WIRE, ORAL, OR ELECTRONIC COMMUNICATIONS
PURSUANT TO 18 U.S.C. 2519**

A.O. Number	Authorizing Official		Offense Specified	Intercept		Date of Application and (Amendment)	Authorized Length		
	Judge	Prosecutor ¹		Type ²	Location ³		Original Order (Days)	Number of Extensions	Total Length (Days)
STATE ATTORNEY GENERAL (CONTINUED)									
14	BECK	FISHER	NARCOTICS	WC	D	03/09/2000	30	-	30
15	BECK	FISHER	NARCOTICS	ED	D	03/09/2000	30	-	30
16	EAKIN	FISHER	NARCOTICS	WC	D	03/16/2000	30	1	60
17	EAKIN	FISHER	NARCOTICS	WC	D	03/16/2000	30	-	30
18	EAKIN	FISHER	NARCOTICS	WC	D	04/06/2000	30	1	60
19	EAKIN	FISHER	NARCOTICS	WC	D	04/06/2000	30	1	60
20	EAKIN	FISHER	NARCOTICS	WC	D	04/06/2000	30	1	60
21	CAVANAUGH	FISHER	NARCOTICS	WS	H	04/11/2000	30	-	30
22	STEVENS	FISHER	NARCOTICS	WC	D	04/13/2000	30	-	30
23	CAVANAUGH	FISHER	NARCOTICS	WC	D	04/27/2000	30	-	30
24	STEVENS	FISHER	NARCOTICS	WC	D	05/16/2000	30	-	30
25	HUDOCK	FISHER	NARCOTICS	WC	D	05/25/2000	30	-	30
26	STEVENS	FISHER	NARCOTICS	WC	D	06/12/2000	30	-	30
27	STEVENS	FISHER	NARCOTICS	WC	D	07/21/2000	30	-	30
28	STEVENS	FISHER	NARCOTICS	WS	H	07/21/2000	30	-	30
WASHINGTON									
1	DEL SOLE	PETTIT	MURDER	WS	B	06/27/2000	20	-	20

¹ The prosecuting official authorized the filing of the application under provisions of the state's statute. (See Table 1 for this state's statutory citation.)

² Type: WS = Standard Telephone (Wire), WC = Cellular or Mobile Telephone (Wire), WO = Other (Wire), OM = Microphone (Oral), OO = Other (Oral), ED = Digital Pager (Electronic), E = Computer or E-Mail (Electronic), EF = Fax Machine (Electronic), EO = Other (Electronic).

³ Location: H = Personal Residence, B = Business, A = Public Area, D = Portable Device, O = Other Location, R = Roving (Relaxed Specification Order), N = Not Specified.

**TABLE B-1
STATE PENNSYLVANIA**

CALENDAR YEAR 2000

**REPORT BY PROSECUTORS OF COURT-AUTHORIZED INTERCEPTS OF WIRE, ORAL, OR ELECTRONIC COMMUNICATIONS
PURSUANT TO 18 U.S.C. 2519**

A.O. Number	Number Of Days In Oper- ation ⁴	Average Inter- cepts per Day	Number of ⁵			Costs		Number of						
			Persons Inter- cepted	Intercepts	Incrim- inating Intercepts	Total Cost in \$	Other Than Manpower in \$	Arrests	Trials	Motions to Suppress Intercepts ⁶			Persons Con- victed	
										G	D	P		
STATE ATTORNEY GENERAL (CONTINUED)														
14	28	80	48	2,242	277	RELATED TO NO. 6								
15	28	6	NR	176	NR	RELATED TO NO. 6								
16	54	32	90	1,735	219	RELATED TO NO. 19								
17	30	17	24	514	131	RELATED TO NO. 19								
18	37	32	70	1,174	236	RELATED TO NO. 19								
19	31	25	48	774	174	501,180	12,200	43	-	-	-	1	3	
20	42	43	124	1,809	126	RELATED TO NO. 19								
21	28	15	48	411	134	74,376	465	RELATED TO NO. 25						
22	1	4	2	4	-	3,544	2,200	3	-	-	-	-	-	
23	24	17	49	412	74	88,988	3,270	RELATED TO NO. 25						
24	NI	-	-	-	-	-	-	-	-	-	-	-	-	
25	25	34	134	862	246	209,064	33,456	7	-	-	-	-	-	
26	8	7	16	53	28	28,653	916	5	-	-	-	-	-	
27	16	34	76	548	183	125,947	730	12	-	-	-	-	-	
28	19	34	87	642	213	RELATED TO NO. 27								
WASHINGTON														
1	18	80	91	1,434	456	31,329	334	2	-	-	-	-	-	

⁴ NI indicates never installed. I indicates installed but never used. NP indicates no prosecutor's report.

⁵ NR indicates not reported or could not be determined.

⁶ Motions: G = Granted, D = Denied, P = Pending.

* This wiretap was terminated during 1998 or earlier, but was not reported at that time because it was part of an ongoing investigation.

**This wiretap was terminated during 1999, but was not reported at that time because it was part of an ongoing investigation.

**REPORT BY JUDGES OF COURT-AUTHORIZED INTERCEPTS OF WIRE, ORAL, OR ELECTRONIC COMMUNICATIONS
PURSUANT TO 18 U.S.C. 2519**

A.O. Number	Authorizing Official		Offense Specified	Intercept		Date of Application and (Amendment)	Authorized Length		
	Judge	Prosecutor ¹		Type ²	Location ³		Original Order (Days)	Number of Extensions	Total Length (Days)
DAVIDSON									
1	BLACKBURN	JOHNSON	MURDER	WS	H	02/07/2000	30	-	30

¹ The prosecuting official authorized the filing of the application under provisions of the state's statute. (See Table 1 for this state's statutory citation.)

² Type: WS = Standard Telephone (Wire), WC = Cellular or Mobile Telephone (Wire), WO = Other (Wire), OM = Microphone (Oral), OO = Other (Oral), ED = Digital Pager (Electronic), E = Computer or E-Mail (Electronic), EF = Fax Machine (Electronic), EO = Other (Electronic).

³ Location: H = Personal Residence, B = Business, A = Public Area, D = Portable Device, O = Other Location, R = Roving (Relaxed Specification Order), N = Not Specified.

TABLE B-1
STATE TENNESSEE

CALENDAR YEAR 2000

**REPORT BY PROSECUTORS OF COURT-AUTHORIZED INTERCEPTS OF WIRE, ORAL, OR ELECTRONIC COMMUNICATIONS
PURSUANT TO 18 U.S.C. 2519**

A.O. Number	Number Of Days In Oper- ation ⁴	Average Inter- cepts per Day	Number of ⁵			Costs		Number of					
			Persons Inter- cepted	Intercepts	Incrim- inating Intercepts	Total Cost in \$	Other Than Manpower in \$	Arrests	Trials	Motions to Suppress Intercepts ⁶			Persons Con- victed
										G	D	P	
DAVIDSON													
1	6	28	NR	165	NR	-	-	-	-	-	-	-	-

⁴ NI indicates never installed. I indicates installed but never used. NP indicates no prosecutor's report.

⁵ NR indicates not reported or could not be determined.

⁶ Motions: G = Granted, D = Denied, P = Pending.

* This wiretap was terminated during 1998 or earlier, but was not reported at that time because it was part of an ongoing investigation.

**This wiretap was terminated during 1999, but was not reported at that time because it was part of an ongoing investigation.

**TABLE B-1
STATE UTAH**

CALENDAR YEAR 2000

**REPORT BY JUDGES OF COURT-AUTHORIZED INTERCEPTS OF WIRE, ORAL, OR ELECTRONIC COMMUNICATIONS
PURSUANT TO 18 U.S.C. 2519**

A.O. Number	Authorizing Official		Offense Specified	Intercept		Date of Application and (Amendment)	Authorized Length		
	Judge	Prosecutor ¹		Type ²	Location ³		Original Order (Days)	Number of Extensions	Total Length (Days)
SALT LAKE									
1	PEULER	HARMS	RACKETEERING	WS,WC,ED	H,D	06/12/2000	30	-	30
2	PEULER	HARMS	MURDER	WC	D	06/21/2000	30	-	30
3	PEULER	HARMS	RACKETEERING	WC	D	07/13/2000	30	-	30

¹ The prosecuting official authorized the filing of the application under provisions of the state's statute. (See Table 1 for this state's statutory citation.)

² Type: WS = Standard Telephone (Wire), WC = Cellular or Mobile Telephone (Wire), WO = Other (Wire), OM = Microphone (Oral), OO = Other (Oral), ED = Digital Pager (Electronic), E = Computer or E-Mail (Electronic), EF = Fax Machine (Electronic), EO = Other (Electronic).

³ Location: H = Personal Residence, B = Business, A = Public Area, D = Portable Device, O = Other Location, R = Roving (Relaxed Specification Order), N = Not Specified.

**TABLE B-1
STATE UTAH**

CALENDAR YEAR 2000

**REPORT BY PROSECUTORS OF COURT-AUTHORIZED INTERCEPTS OF WIRE, ORAL, OR ELECTRONIC COMMUNICATIONS
PURSUANT TO 18 U.S.C. 2519**

A.O. Number	Number Of Days in Oper- ation ⁴	Average Inter- cepts per Day	Number of ⁵			Costs		Number of					
			Persons Inter- cepted	Intercepts	Incrim- inating Intercepts	Total Cost in \$	Other Than Manpower in \$	Arrests	Trials	Motions to Suppress Intercepts ⁶			Persons Con- victed
										G	D	P	
SALT LAKE													
1	10	69	48	687	253	20,460	1,750	20	10	-	-	-	10
2	2	49	10	97	33	RELATED TO NO. 1							
3	29	128	78	3,726	2,415	56,259	2,000	19	11	-	-	-	11

⁴ NI indicates never installed. I indicates installed but never used. NP indicates no prosecutor's report.

⁵ NR indicates not reported or could not be determined.

⁶ Motions: G = Granted, D = Denied, P = Pending.

* This wiretap was terminated during 1998 or earlier, but was not reported at that time because it was part of an ongoing investigation.

**This wiretap was terminated during 1999, but was not reported at that time because it was part of an ongoing investigation.

TABLE B-1
STATE WASHINGTON

CALENDAR YEAR 2000

**REPORT BY JUDGES OF COURT-AUTHORIZED INTERCEPTS OF WIRE, ORAL, OR ELECTRONIC COMMUNICATIONS
PURSUANT TO 18 U.S.C. 2519**

A.O. Number	Authorizing Official		Offense Specified	Intercept		Date of Application and (Amendment)	Authorized Length		
	Judge	Prosecutor ¹		Type ²	Location ³		Original Order (Days)	Number of Extensions	Total Length (Days)
MASON									
1	SAWYER	FINLAY	MURDER	OM,EO	A	10/05/2000	6	-	6
STEVENS									
1	KRISTENSEN	NIELSEN	NARCOTICS	OM	H	09/26/2000	14	-	14

¹ The prosecuting official authorized the filing of the application under provisions of the state's statute. (See Table 1 for this state's statutory citation.)

² Type: WS = Standard Telephone (Wire), WC = Cellular or Mobile Telephone (Wire), WO = Other (Wire), OM = Microphone (Oral), OO = Other (Oral), ED = Digital Pager (Electronic), E = Computer or E-Mail (Electronic), EF = Fax Machine (Electronic), EO = Other (Electronic).

³ Location: H = Personal Residence, B = Business, A = Public Area, D = Portable Device, O = Other Location, R = Roving (Relaxed Specification Order), N = Not Specified.

TABLE B-1
STATE WASHINGTON

CALENDAR YEAR 2000

**REPORT BY PROSECUTORS OF COURT-AUTHORIZED INTERCEPTS OF WIRE, ORAL, OR ELECTRONIC COMMUNICATIONS
PURSUANT TO 18 U.S.C. 2519**

A.O. Number	Number Of Days in Oper- ation ⁴	Average Inter- cepts per Day	Number of ⁵			Costs		Number of					
			Persons Inter- cepted	Intercepts	Incrim- inating Intercepts	Total Cost in \$	Other Than Manpower in \$	Arrests	Trials	Motions to Suppress Intercepts ⁶			Persons Con- victed
										G	D	P	
MASON													
1	1	1	3	1	-	750	-	-	-	-	-	-	-
STEVENS													
1	14	-	3	1	1	-	-	-	-	-	-	-	-

⁴ NI indicates never installed. I indicates installed but never used. NP indicates no prosecutor's report.

⁵ NR indicates not reported or could not be determined.

⁶ Motions: G = Granted, D = Denied, P = Pending.

* This wiretap was terminated during 1998 or earlier, but was not reported at that time because it was part of an ongoing investigation.

**This wiretap was terminated during 1999, but was not reported at that time because it was part of an ongoing investigation.

TABLE B-1
STATE WISCONSIN

CALENDAR YEAR 2000

**REPORT BY JUDGES OF COURT-AUTHORIZED INTERCEPTS OF WIRE, ORAL, OR ELECTRONIC COMMUNICATIONS
PURSUANT TO 18 U.S.C. 2519**

A.O. Number	Authorizing Official		Offense Specified	Intercept		Date of Application and (Amendment)	Authorized Length		
	Judge	Prosecutor ¹		Type ²	Location ³		Original Order (Days)	Number of Extensions	Total Length (Days)
MILWAUKEE									
1	SKWIERAWSKI	DOYLE	NARCOTICS	WC	D	09/15/2000	30	1	60

¹ The prosecuting official authorized the filing of the application under provisions of the state's statute. (See Table 1 for this state's statutory citation.)

² Type: WS = Standard Telephone (Wire), WC = Cellular or Mobile Telephone (Wire), WO = Other (Wire), OM = Microphone (Oral), OO = Other (Oral), ED = Digital Pager (Electronic), E = Computer or E-Mail (Electronic), EF = Fax Machine (Electronic), EO = Other (Electronic).

³ Location: H = Personal Residence, B = Business, A = Public Area, D = Portable Device, O = Other Location, R = Roving (Relaxed Specification Order), N = Not Specified.

TABLE B-1
STATE WISCONSIN

CALENDAR YEAR 2000

**REPORT BY PROSECUTORS OF COURT-AUTHORIZED INTERCEPTS OF WIRE, ORAL, OR ELECTRONIC COMMUNICATIONS
PURSUANT TO 18 U.S.C. 2519**

A.O. Number	Number Of Days In Oper- ation ⁴	Average Inter- cepts per Day	Number of ⁵			Costs		Number of					
			Persons Inter- cepted	Intercepts	Incrim- inating Intercepts	Total Cost in \$	Other Than Manpower in \$	Arrests	Trials	Motions to Suppress Intercepts ⁶			Persons Con- victed
										G	D	P	
MILWAUKEE													
1	60	58	100	3,499	165	147,000	40,000	-	-	-	-	-	-

⁴ NI indicates never installed. I indicates installed but never used. NP indicates no prosecutor's report.

⁵ NR indicates not reported or could not be determined.

⁶ Motions: G = Granted, D = Denied, P = Pending.

* This wiretap was terminated during 1998 or earlier, but was not reported at that time because it was part of an ongoing investigation.

**This wiretap was terminated during 1999, but was not reported at that time because it was part of an ongoing investigation.

**SUPPLEMENTARY REPORT BY PROSECUTORS FOR INTERCEPTS TERMINATED IN CALENDAR YEAR 1989
AS OF DECEMBER 31, 2000**

State, County	A.O. Report Number in 1989 Report¹	Date of Application	Additional Activity During Calendar Year 2000							
			Total Cost in \$	Persons Arrested	Trials Completed	Motions to Suppress Intercepts²			Persons Con- victed	Offense for Which Convicted
						G	D	P		
ARIZONA MARICOPA	4	10/10/1989	-	1	-	-	-	-	-	

¹ Report numbers followed by parentheses indicate reports linked to other wiretaps involving the same investigation.

² Motions: G = Granted, D = Denied, P = Pending.

SUPPLEMENTARY REPORT BY PROSECUTORS FOR INTERCEPTS TERMINATED IN CALENDAR YEAR 1990
AS OF DECEMBER 31, 2000

State, County	A.O. Report Number in 1990 Report¹	Date of Application	Additional Activity During Calendar Year 2000								
			Total Cost in \$	Persons Arrested	Trials Completed	Motions to Suppress Intercepts²			Persons Con- victed	Offense for Which Convicted	
						G	D	P			
ARIZONA											
MARICOPA											
	1	04/04/1990	-	1	-	-	-	-	-	-	

¹ Report numbers followed by parentheses indicate reports linked to other wiretaps involving the same investigation.

² Motions: G = Granted, D = Denied, P = Pending.

**SUPPLEMENTARY REPORT BY PROSECUTORS FOR INTERCEPTS TERMINATED IN CALENDAR YEAR 1994
AS OF DECEMBER 31, 2000**

State, County	A.O. Report Number in 1994 Report¹	Date of Application	Additional Activity During Calendar Year 2000								Persons Convicted	Offense for Which Convicted
			Total Cost in \$	Persons Arrested	Trials Completed	Motions to Suppress Intercepts²						
						G	D	P				
FLORIDA												
18TH JUDICIAL CIRCUIT (BREVARD/SEMINOLE)												
	1	11/28/1994	-	-	-	-	-	-		1	NARCOTICS	
	2)	11/28/1994	-	-	-	-	-	-		-		

¹ Report numbers followed by parentheses indicate reports linked to other wiretaps involving the same investigation.

² Motions: G = Granted, D = Denied, P = Pending.

SUPPLEMENTARY REPORT BY PROSECUTORS FOR INTERCEPTS TERMINATED IN CALENDAR YEAR 1995
AS OF DECEMBER 31, 2000

State, County	A.O. Report Number in 1995 Report¹	Date of Application	Additional Activity During Calendar Year 2000							Persons Convicted	Offense for Which Convicted
			Total Cost in \$	Persons Arrested	Trials Completed	Motions to Suppress Intercepts²					
						G	D	P			
PENNSYLVANIA											
STATE ATTORNEY GENERAL											
	32)	06/13/1995	-	-	-	-	-	-	-		
	33)	06/13/1995	-	-	-	-	-	-	-		
	35	06/22/1995	-	4	-	-	-	-	4	NARCOTICS	
	36	07/05/1995	-	-	-	-	-	-	3	NARCOTICS	
	37)	07/10/1995	-	-	-	-	-	-	-		
	38)	07/27/1995	-	-	-	-	-	-	-		
	41)	09/07/1995	-	-	-	-	-	-	-		
	42)	09/07/1995	-	-	-	-	-	-	-		
	43	09/07/1995	-	-	-	-	-	-	5	GAMBLING	
	45)	09/21/1995	-	-	-	-	-	-	-		
	46)	09/21/1995	-	-	-	-	-	-	-		
	48)	10/11/1995	-	-	-	-	-	-	-		
	49)	10/11/1995	-	-	-	-	-	-	-		
	52)	10/31/1995	-	-	-	-	-	-	-		

¹ Report numbers followed by parentheses indicate reports linked to other wiretaps involving the same investigation.² Motions: G = Granted, D = Denied, P = Pending.

**SUPPLEMENTARY REPORT BY PROSECUTORS FOR INTERCEPTS TERMINATED IN CALENDAR YEAR 1996
AS OF DECEMBER 31, 2000**

State, County	A.O. Report Number in 1996 Report¹	Date of Application	Additional Activity During Calendar Year 2000							
			Total Cost in \$	Persons Arrested	Trials Completed	Motions to Suppress Intercepts²			Persons Con- victed	Offense for Which Convicted
						G	D	P		
FLORIDA										
18TH JUDICIAL CIRCUIT (BREVARD/SEMINOLE)										
	16	05/07/1996	-	-	-	1	-	-	1	NARCOTICS
	30	10/29/1996	-	-	-	-	-	-	1	NARCOTICS
	31)	10/29/1996	-	-	-	-	-	-	-	
GEORGIA										
GWINNETT										
	1	05/01/1996	-	-	-	-	-	-	1	NARCOTICS
	2)	05/01/1996	-	-	-	-	-	-	-	
NEW YORK										
NEW YORK										
	11	07/26/1996	-	4	-	-	-	-	4	FRAUD
	15	09/20/1996	-	5	-	-	-	-	5	FRAUD
PENNSYLVANIA										
STATE ATTORNEY GENERAL										
	4	03/29/1996	-	-	-	-	-	-	8	NARCOTICS
	5)	05/23/1996	-	-	-	-	-	-	-	
	6	06/27/1996	-	-	-	-	-	-	8	NARCOTICS
	7)	06/27/1996	-	-	-	-	-	-	-	

¹ Report numbers followed by parentheses indicate reports linked to other wiretaps involving the same investigation.

² Motions: G = Granted, D = Denied, P = Pending.

SUPPLEMENTARY REPORT BY PROSECUTORS FOR INTERCEPTS TERMINATED IN CALENDAR YEAR 1997
AS OF DECEMBER 31, 2000

State, County	A.O. Report Number in 1997 Report¹	Date of Application	Additional Activity During Calendar Year 2000							Persons Con- victed	Offense for Which Convicted
			Total Cost in \$	Persons Arrested	Trials Completed	Motions to Suppress Intercepts²					
						G	D	P			
FLORIDA											
2ND JUDICIAL CIRCUIT (LEON)											
	1	01/24/1997	-	17	-	-	-	-	3	RACKETEERING	
	2)	02/05/1997	-	-	-	-	-	-	-		
	3	02/13/1997	-	1	-	-	-	-	3	THEFT	
	4)	02/28/1997	-	-	-	-	-	-	-		
	6)	05/01/1997	-	-	-	-	-	-	-		
	7)	05/01/1997	-	-	-	-	-	-	-		
	8)	05/06/1997	-	-	-	-	-	-	-		
	11)	09/18/1997	-	-	-	-	-	-	-		
	12	10/30/1997	-	5	-	-	-	-	3	NARCOTICS	
11TH JUDICIAL CIRCUIT (DADE)											
	13	10/07/1997	-	-	-	-	-	-	6	RACKETEERING	
18TH JUDICIAL CIRCUIT (BREVARD/SEMINOLE)											
	1	10/17/1997	-	-	-	-	-	-	2	NARCOTICS	
	2)	10/17/1997	-	-	-	-	-	-	-		
	3)	10/17/1997	-	-	-	-	-	-	-		
	4)	10/17/1997	-	-	-	-	-	-	-		
	5)	10/17/1997	-	-	-	-	-	-	-		
NEW JERSEY											
BERGEN											
	10	09/11/1997	-	-	-	-	-	-	5	TRANSPORT	
BURLINGTON											
	1	10/06/1997	-	1	-	-	-	-	-		
ESSEX											
	1	10/30/1997	-	-	-	-	-	-	4	GAMBLING	
PASSAIC											
	1	10/10/1997	-	12	-	-	-	-	11	NARCOTICS	
	2)	10/10/1997	-	-	-	-	-	-	-		
	3)	10/10/1997	-	-	-	-	-	-	-		
	4)	10/10/1997	-	-	-	-	-	-	-		

¹ Report numbers followed by parentheses indicate reports linked to other wiretaps involving the same investigation.² Motions: G = Granted, D = Denied, P = Pending.

SUPPLEMENTARY REPORT BY PROSECUTORS FOR INTERCEPTS TERMINATED IN CALENDAR YEAR 1997
AS OF DECEMBER 31, 2000 (CONTINUED)

State, County	A.O. Report Number in 1997 Report'	Date of Application	Additional Activity During Calendar Year 2000							
			Total Cost in \$	Persons Arrested	Trials Completed	Motions to Suppress Intercepts²			Persons Con- victed	Offense for Which Convicted
						G	D	P		
PASSAIC (CONTINUED)	5)	10/10/1997	-	-	-	-	-	-	-	
	6)	11/07/1997	-	-	-	-	-	-	-	
	7)	11/07/1997	-	-	-	-	-	-	-	
STATE ATTORNEY GENERAL										
	10*	(See Appendix Table B-1 in this year's report.)								
	11*	(See Appendix Table B-1 in this year's report.)								
	12*	(See Appendix Table B-1 in this year's report.)								
	13*	(See Appendix Table B-1 in this year's report.)								
	14*	(See Appendix Table B-1 in this year's report.)								
	15*	(See Appendix Table B-1 in this year's report.)								
	16*	(See Appendix Table B-1 in this year's report.)								
NEW YORK										
NEW YORK										
	1)	04/14/1997	-	-	-	-	-	-	-	
	2	04/14/1997	-	9	-	-	-	-	-	
	3)	04/14/1997	-	-	-	-	-	-	-	
	4)	04/14/1997	-	-	-	-	-	-	-	
	5)	04/14/1997	-	-	-	-	-	-	-	
	6)	04/14/1997	-	-	-	-	-	-	-	
	7)	04/14/1997	-	-	-	-	-	-	-	
	8)	04/14/1997	-	-	-	-	-	-	-	
ROCKLAND										
	1	12/06/1996	-	11	-	-	5	-	5	GAMBLING
SUFFOLK										
	19	10/09/1997	-	-	-	-	-	-	1	NARCOTICS
	20)	10/09/1997	-	-	-	-	-	-	-	
	21)	10/09/1997	-	-	-	-	-	-	-	
	22)	10/09/1997	-	-	-	-	-	-	-	
	23	11/12/1997	-	-	-	-	-	-	2	NARCOTICS
	24)	11/12/1997	-	-	-	-	-	-	-	
	25)	11/12/1997	-	-	-	-	-	-	-	

¹ Report numbers followed by parentheses indicate reports linked to other wiretaps involving the same investigation.² Motions: G = Granted, D = Denied, P = Pending.

SUPPLEMENTARY REPORT BY PROSECUTORS FOR INTERCEPTS TERMINATED IN CALENDAR YEAR 1997
AS OF DECEMBER 31, 2000 (CONTINUED)

State, County	A.O. Report Number in 1997 Report¹	Date of Application	Additional Activity During Calendar Year 2000							
			Total Cost in \$	Persons Arrested	Trials Completed	Motions to Suppress Intercepts²			Persons Con- victed	Offense for Which Convicted
						G	D	P		
SUFFOLK (CONTINUED)										
	26)	11/12/1997	-	-	-	-	-	-	-	
	27)	11/12/1997	-	-	-	-	-	-	-	
	28)	11/12/1997	-	-	-	-	-	-	-	
PENNSYLVANIA										
STATE ATTORNEY GENERAL										
	8	04/04/1997	-	4	-	-	-	-	4	NARCOTICS

¹ Report numbers followed by parentheses indicate reports linked to other wiretaps involving the same investigation.² Motions: G = Granted, D = Denied, P = Pending.

**TABLE B-2
STATE COURTS**

CALENDAR YEAR 2000

**SUPPLEMENTARY REPORT BY PROSECUTORS FOR INTERCEPTS TERMINATED IN CALENDAR YEAR 1998
AS OF DECEMBER 31, 2000**

State, County	A.O. Report Number in 1998 Report¹	Date of Application	Additional Activity During Calendar Year 2000							
			Total Cost in \$	Persons Arrested	Trials Completed	Motions to Suppress Intercepts²			Persons Con- victed	Offense for Which Convicted
						G	D	P		
ARIZONA										
MARICOPA										
	2	02/13/1998	-	4	4	-	-	-	4	NARCOTICS
	3	07/06/1998	-	1	1	-	-	-	1	RACKETEERING
	4	08/20/1998	-	2	2	-	-	-	1	NARCOTICS
CONNECTICUT										
NEW HAVEN										
	1	12/15/1998	-	2	-	-	-	-	2	RACKETEERING
FLORIDA										
2ND JUDICIAL CIRCUIT (LEON)										
	1)	04/26/1998	-	-	-	-	-	-	-	RACKETEERING
	2	04/26/1998	-	14	-	-	-	-	13	
	3)	05/15/1998	-	-	-	-	-	-	-	
	4)	05/28/1998	-	-	-	-	-	-	-	
9TH JUDICIAL CIRCUIT (ORANGE/OSCEOLA)										
	3	08/17/1998	-	1	-	-	-	-	2	NARCOTICS
15TH JUDICIAL CIRCUIT (PALM BEACH)										
	3**	11/10/1997	-	-	4	-	-	-	4	NARCOTICS
18TH JUDICIAL CIRCUIT (BREVARD/SEMINOLE)										
	10	07/15/1998	-	-	-	-	-	-	1	NARCOTICS
	11)	07/15/1998	-	-	-	-	-	-	-	NARCOTICS
	12)	08/04/1998	-	-	-	-	-	-	-	
	14	11/05/1998	-	-	-	-	-	-	1	
	15)	11/10/1998	-	-	-	-	-	-	-	
HAWAII										
HONOLULU										
	1	12/11/1997	-	-	-	-	1	-	-	
MARYLAND										
CECIL										
	1	10/14/1998	81,335	5	-	-	-	-	2	NARCOTICS
	2)	10/14/1998	-	-	-	-	-	-	-	HOWARD
	3)	10/30/1998	-	-	-	-	-	-	-	
	1	09/25/1998	-	13	-	-	-	2	6	

¹ Report numbers followed by parentheses indicate reports linked to other wiretaps involving the same investigation.

² Motions: G = Granted, D = Denied, P = Pending.

SUPPLEMENTARY REPORT BY PROSECUTORS FOR INTERCEPTS TERMINATED IN CALENDAR YEAR 1998
AS OF DECEMBER 31, 2000

State, County	A.O. Report Number in 1998 Report¹	Date of Application	Additional Activity During Calendar Year 2000							Persons Con- victed	Offense for Which Convicted
			Total Cost in \$	Persons Arrested	Trials Completed	Motions to Suppress Intercepts²					
						G	D	P			
NEW JERSEY											
BURLINGTON											
	1	08/04/1998	-	1	-	-	-	-	-		
	2	08/28/1998	-	14	-	-	-	-	4	NARCOTICS	
	3	08/28/1998	-	13	-	-	-	-	5	NARCOTICS	
	4	10/29/1998	-	18	-	-	-	-	8	NARCOTICS	
CAMDEN											
	1	01/12/1998	-	9	-	-	-	-	9	NARCOTICS	
	2)	01/12/1998	-	-	-	-	-	-	-		
	3)	03/12/1998	-	-	-	-	-	-	-		
	4)	03/16/1998	-	-	-	-	-	-	-		
	7)	05/11/1998	-	-	-	-	-	-	-		
	8)	05/11/1998	-	-	-	-	-	-	-		
ESSEX											
	2	01/08/1998	-	4	-	-	-	-	-		
	3	11/02/1998	-	-	-	-	-	-	4	GAMBLING	
GLOUCESTER											
	2	04/20/1998	-	-	-	-	-	-	1	NARCOTICS	
PASSAIC											
	4	12/04/1998	-	6	-	-	-	-	4	NARCOTICS	
STATE ATTORNEY GENERAL											
	17*	(See Appendix Table B-1 in this year's report.)									
	18*	(See Appendix Table B-1 in this year's report.)									
	19*	(See Appendix Table B-1 in this year's report.)									
	20*	(See Appendix Table B-1 in this year's report.)									
	22*	(See Appendix Table B-1 in this year's report.)									
	23*	(See Appendix Table B-1 in this year's report.)									
	25*	(See Appendix Table B-1 in this year's report.)									
	26*	(See Appendix Table B-1 in this year's report.)									
	27*	(See Appendix Table B-1 in this year's report.)									
	28*	(See Appendix Table B-1 in this year's report.)									
	29*	(See Appendix Table B-1 in this year's report.)									

¹ Report numbers followed by parentheses indicate reports linked to other wiretaps involving the same investigation.² Motions: G = Granted, D = Denied, P = Pending.

SUPPLEMENTARY REPORT BY PROSECUTORS FOR INTERCEPTS TERMINATED IN CALENDAR YEAR 1998
AS OF DECEMBER 31, 2000 (CONTINUED)

State, County	A.O. Report Number in 1998 Report¹	Date of Application	Additional Activity During Calendar Year 2000							
			Total Cost in \$	Persons Arrested	Trials Completed	Motions to Suppress Intercepts²			Persons Con- victed	Offense for Which Convicted
						G	D	P		
STATE ATTORNEY GENERAL (CONTINUED)										
	31*	(See Appendix Table B-1 in this year's report.)								
	32*	(See Appendix Table B-1 in this year's report.)								
	33*	(See Appendix Table B-1 in this year's report.)								
	34*	(See Appendix Table B-1 in this year's report.)								
	35*	(See Appendix Table B-1 in this year's report.)								
	36*	(See Appendix Table B-1 in this year's report.)								
	37*	(See Appendix Table B-1 in this year's report.)								
NEW YORK										
NASSAU										
	6	04/14/1998	-	-	-	-	-	-	3	GAMBLING
	7	05/04/1998	-	-	-	-	-	-	7	NARCOTICS
	11	08/07/1998	-	2	-	-	-	-	-	
NY ORGANIZED CRIME TASK FORCE										
	2	11/04/1997	-	1	-	-	-	-	2	NARCOTICS
	3	11/18/1997	-	35	3	15	15	-	11	GAMBLING
QUEENS										
	2	05/21/1997	-	-	-	-	-	-	42	THEFT
SUFFOLK										
	1	02/10/1998	-	-	-	-	-	-	1	NARCOTICS
	8	03/10/1998	-	-	-	-	-	-	4	NARCOTICS
	9)	03/10/1998	-	-	-	-	-	-	-	
	10)	03/12/1998	-	-	-	-	-	-	-	
	15)	04/08/1998	-	-	-	-	-	-	-	
	16)	04/08/1998	-	-	-	-	-	-	-	
	17)	04/08/1998	-	-	-	-	-	-	-	
	18)	04/08/1998	-	-	-	-	-	-	-	
	19)	04/08/1998	-	-	-	-	-	-	-	
	20)	04/24/1998	-	-	-	-	-	-	-	
	21)	05/07/1998	-	-	-	-	-	-	-	
	22)	05/07/1998	-	-	-	-	-	-	-	
	23)	05/07/1998	-	-	-	-	-	-	-	

¹ Report numbers followed by parentheses indicate reports linked to other wiretaps involving the same investigation.² Motions: G = Granted, D = Denied, P = Pending.

SUPPLEMENTARY REPORT BY PROSECUTORS FOR INTERCEPTS TERMINATED IN CALENDAR YEAR 1998
AS OF DECEMBER 31, 2000 (CONTINUED)

State, County	A.O. Report Number in 1998 Report¹	Date of Application	Additional Activity During Calendar Year 2000							Persons Con- victed	Offense for Which Convicted
			Total Cost in \$	Persons Arrested	Trials Completed	Motions to Suppress Intercepts²					
						G	D	P			
OHIO											
GREENE											
	1*	(See Appendix Table B-1 in this year's report.)									
OKLAHOMA											
STATE ATTORNEY GENERAL											
	2*	(See Appendix Table B-1 in this year's report.)									
OREGON											
MULTNOMAH											
	2*	(See Appendix Table B-1 in this year's report.)									
PENNSYLVANIA											
MONTGOMERY											
	3	09/15/1998	-	-	2	-	-	-	2	NARCOTICS	
	7	09/23/1998	-	-	3	-	-	-	3	NARCOTICS	
STATE ATTORNEY GENERAL											
	17)	04/28/1998	-	-	-	-	-	-	-		
	18	04/28/1998	-	22	3	-	1	-	17	NARCOTICS	
	31	09/15/1998	-	-	-	-	-	-	2	NARCOTICS	
	33	10/22/1998	-	1	-	-	1	-	4	NARCOTICS	
	36)	11/04/1998	-	-	-	-	-	-	-		
	37)	11/04/1998	-	-	-	-	-	-	-		
	38)	11/04/1998	-	-	-	-	-	-	-		
	39)	11/10/1998	-	-	-	-	-	-	-		
	42)	11/23/1998	-	-	-	-	-	-	-		
	43)	11/23/1998	-	-	-	-	-	-	-		
	44	11/25/1998	-	-	10	-	-	-	10	NARCOTICS	
	45)	11/25/1998	-	-	-	-	-	-	-		

¹ Report numbers followed by parentheses indicate reports linked to other wiretaps involving the same investigation.² Motions: G = Granted, D = Denied, P = Pending.

**SUPPLEMENTARY REPORT BY PROSECUTORS FOR INTERCEPTS TERMINATED IN CALENDAR YEAR 1999
AS OF DECEMBER 31, 2000 (CONTINUED)**

State, County	A.O. Report Number in 1999 Report¹	Date of Application	Additional Activity During Calendar Year 2000							Persons Con- victed	Offense for Which Convicted
			Total Cost in \$	Persons Arrested	Trials Completed	Motions to Suppress Intercepts²					
						G	D	P			
ARIZONA											
MARICOPA	1	04/12/1999	-	2	2	-	-	-	2	\$LAUNDERING	
	3	05/11/1999	-	2	2	-	-	-	2	NARCOTICS	
STATE ATTORNEY GENERAL											
	2	09/02/1999	90,000	38	-	-	-	1	4	NARCOTICS	
	3	09/20/1999	-	5	-	-	-	-	3	NARCOTICS	
	4	10/18/1999	-	11	-	-	-	1	1	\$LAUNDERING	
	2**	04/16/1998	-	-	-	-	-	-	13	NARCOTICS	
CALIFORNIA											
LOS ANGELES	63**	(See Appendix Table B-1 in this year's report.)									
ORANGE											
	2**	(See Appendix Table B-1 in this year's report.)									
	3**	(See Appendix Table B-1 in this year's report.)									
	4**	(See Appendix Table B-1 in this year's report.)									
	5**	(See Appendix Table B-1 in this year's report.)									
	6**	(See Appendix Table B-1 in this year's report.)									
	7**	(See Appendix Table B-1 in this year's report.)									
SAN BERNARDINO											
	4**	(See Appendix Table B-1 in this year's report.)									
COLORADO											
18TH JUDICIAL DISTRICT (ARAPAHOE)	1	11/25/1998	-	-	-	-	-	-	1	NARCOTICS	
CONNECTICUT											
LITCHFIELD	1	09/30/1999	-	3	-	-	-	-	3	NARCOTICS	
	2)	09/30/1999	-	-	-	-	-	-	-		
	3)	09/30/1999	-	-	-	-	-	-	-		
	4)	10/21/1999	-	-	-	-	-	-	-		
	5)	10/21/1999	-	-	-	-	-	-	-		
	6)	10/21/1999	-	-	-	-	-	-	-		

¹ Report numbers followed by parentheses indicate reports linked to other wiretaps involving the same investigation.

² Motions: G = Granted, D = Denied, P = Pending.

SUPPLEMENTARY REPORT BY PROSECUTORS FOR INTERCEPTS TERMINATED IN CALENDAR YEAR 1999
AS OF DECEMBER 31, 2000 (CONTINUED)

State, County	A.O. Report Number in 1999 Report¹	Date of Application	Additional Activity During Calendar Year 2000							Persons Con- victed	Offense for Which Convicted
			Total Cost in \$	Persons Arrested	Trials Completed	Motions to Suppress Intercepts²					
						G	D	P			
NEW HAVEN											
	2	01/14/1999	-	4	-	-	-	-	3	RACKETEERING	
	3	02/11/1999	-	1	-	-	-	-	1	RACKETEERING	
	4	03/05/1999	-	1	-	-	-	-	1	RACKETEERING	
FLORIDA											
2ND JUDICIAL CIRCUIT (LEON)											
	1	05/13/1999	-	9	-	-	-	-	3	NARCOTICS	
	2	09/30/1999	-	3	-	-	-	-	-		
11TH JUDICIAL CIRCUIT (DADE)											
	1	10/12/1999	-	-	-	-	-	-	1	THEFT	
18TH JUDICIAL CIRCUIT (BREVARD/SEMINOLE)											
	1	05/24/1999	-	-	-	-	-	-	9	NARCOTICS	
	2)	05/24/1999	-	-	-	-	-	-	-		
	3)	05/24/1999	-	-	-	-	-	-	-		
	4)	05/28/1999	-	-	-	-	-	-	-		
	5)	06/01/1999	-	-	-	-	-	-	-		
	6)	06/03/1999	-	-	-	-	-	-	-		
	7)	06/08/1999	-	-	-	-	-	-	-		
	8	06/21/1999	-	-	-	-	-	-	1	NARCOTICS	
STATE ATTORNEY GENERAL											
	1	05/17/1999	-	10	-	-	-	-	-		
GEORGIA											
BIBB											
	1	09/14/1999	-	1	-	-	-	-	-		
IDAHO											
CANYON											
	1	03/04/1999	-	1	1	-	-	-	1	OTHER	
ILLINOIS											
WASHINGTON											
	16	08/24/1999	-	1	1	-	-	-	-		
	20	09/11/1999	-	1	1	-	-	-	-		
	24	12/17/1999	-	1	-	-	-	-	-		
MARYLAND											
BALTIMORE											
	1**	(See Appendix Table B-1 in this year's report.)									
	2**	(See Appendix Table B-1 in this year's report.)									

¹ Report numbers followed by parentheses indicate reports linked to other wiretaps involving the same investigation.² Motions: G = Granted, D = Denied, P = Pending.

**SUPPLEMENTARY REPORT BY PROSECUTORS FOR INTERCEPTS TERMINATED IN CALENDAR YEAR 1999
AS OF DECEMBER 31, 2000 (CONTINUED)**

State, County	A.O. Report Number in 1999 Report ¹	Date of Application	Additional Activity During Calendar Year 2000								Persons Con- victed	Offense for Which Convicted
			Total Cost in \$	Persons Arrested	Trials Completed	Motions to Suppress Intercepts ²						
						G	D	P				
BALTIMORE (CONTINUED)												
	3**	(See Appendix Table B-1 in this year's report.)										
	4**	(See Appendix Table B-1 in this year's report.)										
	5**	(See Appendix Table B-1 in this year's report.)										
	6**	(See Appendix Table B-1 in this year's report.)										
CECIL	1	01/29/1999	58,400	2	-	-	-	-	1	NARCOTICS		
HOWARD												
	1	09/28/1999	-	4	-	-	-	1	1	NARCOTICS		
	2)	09/28/1999	-	-	-	-	-	-	-			
	3)	10/08/1999	-	-	-	-	-	-	-			
NEW JERSEY												
BERGEN												
	2	05/03/1999	-	1	-	-	-	-	-			
CAMDEN												
	1	01/21/1999	-	49	-	-	-	-	41	NARCOTICS		
	7**	(See Appendix Table B-1 in this year's report.)										
	8**	(See Appendix Table B-1 in this year's report.)										
	9**	(See Appendix Table B-1 in this year's report.)										
	10**	(See Appendix Table B-1 in this year's report.)										
	11**	(See Appendix Table B-1 in this year's report.)										
HUDSON												
	13**	(See Appendix Table B-1 in this year's report.)										
	14**	(See Appendix Table B-1 in this year's report.)										
	15**	(See Appendix Table B-1 in this year's report.)										
	16**	(See Appendix Table B-1 in this year's report.)										
	17**	(See Appendix Table B-1 in this year's report.)										
	18**	(See Appendix Table B-1 in this year's report.)										
	19**	(See Appendix Table B-1 in this year's report.)										
	20**	(See Appendix Table B-1 in this year's report.)										
HUNTERDON												
	1	08/04/1999	43,700	33	-	-	-	-	14	NARCOTICS		
MERCER												
	2	06/03/1999	-	-	-	-	-	-	13	NARCOTICS		

¹ Report numbers followed by parentheses indicate reports linked to other wiretaps involving the same investigation.

² Motions: G = Granted, D = Denied, P = Pending.

SUPPLEMENTARY REPORT BY PROSECUTORS FOR INTERCEPTS TERMINATED IN CALENDAR YEAR 1999
AS OF DECEMBER 31, 2000 (CONTINUED)

State, County	A.O. Report Number in 1999 Report¹	Date of Application	Additional Activity During Calendar Year 2000							Persons Con- victed	Offense for Which Convicted
			Total Cost in \$	Persons Arrested	Trials Completed	Motions to Suppress Intercepts²					
						G	D	P			
PASSAIC	5	12/01/1999	-	4	-	-	-	-	2	NARCOTICS	
UNION	2	01/13/1999	-	15	-	-	-	-	15	NARCOTICS	
	8	10/15/1999	-	7	-	-	-	-	7	NARCOTICS	
NEW MEXICO											
BERNALILLO	1**	(See Appendix Table B-1 in this year's report.)									
	2**	(See Appendix Table B-1 in this year's report.)									
	3**	(See Appendix Table B-1 in this year's report.)									
	4**	(See Appendix Table B-1 in this year's report.)									
	5**	(See Appendix Table B-1 in this year's report.)									
	6**	(See Appendix Table B-1 in this year's report.)									
NEW YORK											
BRONX	6**	(See Appendix Table B-1 in this year's report.)									
	8**	(See Appendix Table B-1 in this year's report.)									
	9**	(See Appendix Table B-1 in this year's report.)									
	10**	(See Appendix Table B-1 in this year's report.)									
	11**	(See Appendix Table B-1 in this year's report.)									
	12**	(See Appendix Table B-1 in this year's report.)									
	13**	(See Appendix Table B-1 in this year's report.)									
	14**	(See Appendix Table B-1 in this year's report.)									
	15**	(See Appendix Table B-1 in this year's report.)									
	16**	(See Appendix Table B-1 in this year's report.)									
	17**	(See Appendix Table B-1 in this year's report.)									
MONROE	6**	(See Appendix Table B-1 in this year's report.)									
	7**	(See Appendix Table B-1 in this year's report.)									
	8**	(See Appendix Table B-1 in this year's report.)									
	9**	(See Appendix Table B-1 in this year's report.)									
	10**	(See Appendix Table B-1 in this year's report.)									
	11**	(See Appendix Table B-1 in this year's report.)									
	12**	(See Appendix Table B-1 in this year's report.)									

¹ Report numbers followed by parentheses indicate reports linked to other wiretaps involving the same investigation.² Motions: G = Granted, D = Denied, P = Pending.

**SUPPLEMENTARY REPORT BY PROSECUTORS FOR INTERCEPTS TERMINATED IN CALENDAR YEAR 1999
AS OF DECEMBER 31, 2000 (CONTINUED)**

State, County	A.O. Report Number in 1999 Report¹	Date of Application	Additional Activity During Calendar Year 2000							
			Total Cost in \$	Persons Arrested	Trials Completed	Motions to Suppress Intercepts²			Persons Con- victed	Offense for Which Convicted
						G	D	P		
NASSAU										
	1	12/02/1998	-	-	-	-	-	-	2	NARCOTICS
	4	01/25/1999	-	-	-	-	-	-	4	GAMBLING
	6	02/02/1999	-	-	-	-	-	-	8	GAMBLING
	7	03/17/1999	-	-	-	-	-	-	1	GAMBLING
	9	05/27/1999	-	-	-	-	-	-	4	GAMBLING
	11	07/07/1999	-	-	-	-	-	-	3	NARCOTICS
	13	10/20/1999	-	-	-	-	-	-	3	BRIBERY
	14	11/08/1999	-	-	-	-	-	-	3	NARCOTICS
NEW YORK										
	1)	04/06/1998	-	-	-	-	-	-	-	
	2)	04/06/1998	-	-	-	-	-	-	-	
	3)	04/06/1998	-	-	-	-	-	-	-	
	4	04/06/1998	-	38	-	-	-	-	3	FRAUD
	5)	04/24/1998	-	-	-	-	-	-	-	
	6)	06/30/1998	-	-	-	-	-	-	-	
	7)	07/28/1998	-	-	-	-	-	-	-	
	8)	07/28/1998	-	-	-	-	-	-	-	
	9)	08/25/1998	-	-	-	-	-	-	-	
	10)	08/25/1998	-	-	-	-	-	-	-	
	11)	08/25/1998	-	-	-	-	-	-	-	
	12)	09/26/1998	-	-	-	-	-	-	-	
	14)	10/20/1998	-	-	-	-	-	-	-	
	15)	10/20/1998	-	-	-	-	-	-	-	
	16)	10/20/1998	-	-	-	-	-	-	-	
	17)	10/20/1998	-	-	-	-	-	-	-	
	18)	10/23/1998	-	-	-	-	-	-	-	
	19)	11/17/1998	-	-	-	-	-	-	-	
	20)	11/17/1998	-	-	-	-	-	-	-	
	21)	11/17/1998	-	-	-	-	-	-	-	
	22)	11/17/1998	-	-	-	-	-	-	-	
	23)	11/23/1998	-	-	-	-	-	-	-	
	24)	12/15/1998	-	-	-	-	-	-	-	
	25)	12/15/1998	-	-	-	-	-	-	-	
	26)	12/15/1998	-	-	-	-	-	-	-	

¹ Report numbers followed by parentheses indicate reports linked to other wiretaps involving the same investigation.

² Motions: G = Granted, D = Denied, P = Pending.

SUPPLEMENTARY REPORT BY PROSECUTORS FOR INTERCEPTS TERMINATED IN CALENDAR YEAR 1999
AS OF DECEMBER 31, 2000 (CONTINUED)

State, County	A.O. Report Number in 1999 Report¹	Date of Application	Additional Activity During Calendar Year 2000							Persons Con- victed	Offense for Which Convicted
			Total Cost in \$	Persons Arrested	Trials Completed	Motions to Suppress Intercepts²					
						G	D	P			
NEW YORK (CONTINUED)											
	27)	12/15/1998	-	-	-	-	-	-	-		
	29)	12/17/1998	-	-	-	-	-	-	-		
	32)	12/24/1998	-	-	-	-	-	-	-		
	33)	01/12/1999	-	-	-	-	-	-	-		
	34)	01/12/1999	-	-	-	-	-	-	-		
	35)	01/12/1999	-	-	-	-	-	-	-		
	37)	01/26/1999	-	-	-	-	-	-	-		
	38)	02/09/1999	-	-	-	-	-	-	-		
	39)	02/09/1999	-	-	-	-	-	-	-		
	40)	02/09/1999	-	-	-	-	-	-	-		
	41)	02/09/1999	-	-	-	-	-	-	-		
	42)	03/09/1999	-	-	-	-	-	-	-		
	43)	03/09/1999	-	-	-	-	-	-	-		
	44)	03/11/1999	-	-	-	-	-	-	-		
	45)	04/06/1999	-	-	-	-	-	-	-		
	46)	04/06/1999	-	-	-	-	-	-	-		
	48)	05/04/1999	-	-	-	-	-	-	-		
	49)	05/04/1999	-	-	-	-	-	-	-		
	50)	05/06/1999	-	24	-	-	-	-	4	FRAUD	
	51)	05/06/1999	-	-	-	-	-	-	-		
	52)	05/10/1999	-	-	2	-	1	-	1	BRIBERY	
	57)	06/30/1999	-	-	-	-	-	-	-		
	58)	06/30/1999	-	-	-	-	-	-	-		
	59)	06/30/1999	-	-	-	-	-	-	-		
	60)	07/01/1999	-	-	-	-	-	-	-		
	61)	07/23/1999	-	-	-	-	-	-	-		
	62)	07/29/1999	-	-	-	-	-	-	-		
	63)	07/29/1999	-	-	-	-	-	-	-		
	64)	07/29/1999	-	-	-	-	-	-	-		
	65)	07/29/1999	-	-	-	-	-	-	-		
	68)	08/26/1999	-	-	-	-	-	-	-		
	69)	08/26/1999	-	-	-	-	-	-	-		
	70)	08/26/1999	-	-	-	-	-	-	-		

¹ Report numbers followed by parentheses indicate reports linked to other wiretaps involving the same investigation.² Motions: G = Granted, D = Denied, P = Pending.

SUPPLEMENTARY REPORT BY PROSECUTORS FOR INTERCEPTS TERMINATED IN CALENDAR YEAR 1999
AS OF DECEMBER 31, 2000 (CONTINUED)

State, County	A.O. Report Number in 1999 Report¹	Date of Application	Additional Activity During Calendar Year 2000								Persons Con- victed	Offense for Which Convicted
			Total Cost in \$	Persons Arrested	Trials Completed	Motions to Suppress Intercepts²						
						G	D	P				
NY ORGANIZED CRIME TASK FORCE												
	13**	(See Appendix Table B-1 in this year's report.)										
	6	04/02/1999	-	-	1	-	-	-	5	NARCOTICS		
	7	03/25/1998	-	-	1	-	1	-	3	NARCOTICS		
NYC SPECIAL NARCOTICS BUREAU												
	136**	(See Appendix Table B-1 in this year's report.)										
	137**	(See Appendix Table B-1 in this year's report.)										
	138**	(See Appendix Table B-1 in this year's report.)										
QUEENS												
	1	05/28/1998	-	-	-	-	-	-	17	GAMBLING		
	2	08/18/1998	-	22	-	-	-	-	4	NARCOTICS		
	3	10/07/1998	-	5	-	-	-	-	1	NARCOTICS		
	4	10/14/1998	-	3	-	-	-	-	33	RACKETEERING		
	11	06/04/1999	-	13	-	-	-	-	12	GAMBLING		
	13	08/06/1999	-	5	-	-	-	-	5	NARCOTICS		
	16**	(See Appendix Table B-1 in this year's report.)										
	17**	(See Appendix Table B-1 in this year's report.)										
	18**	(See Appendix Table B-1 in this year's report.)										
	19**	(See Appendix Table B-1 in this year's report.)										
	20**	(See Appendix Table B-1 in this year's report.)										
	21**	(See Appendix Table B-1 in this year's report.)										
	22**	(See Appendix Table B-1 in this year's report.)										
	23**	(See Appendix Table B-1 in this year's report.)										
	24**	(See Appendix Table B-1 in this year's report.)										
	25**	(See Appendix Table B-1 in this year's report.)										
	26**	(See Appendix Table B-1 in this year's report.)										
	27**	(See Appendix Table B-1 in this year's report.)										
	28**	(See Appendix Table B-1 in this year's report.)										
	29**	(See Appendix Table B-1 in this year's report.)										
	30**	(See Appendix Table B-1 in this year's report.)										
	31**	(See Appendix Table B-1 in this year's report.)										
	32**	(See Appendix Table B-1 in this year's report.)										
	33**	(See Appendix Table B-1 in this year's report.)										
	34**	(See Appendix Table B-1 in this year's report.)										
	35**	(See Appendix Table B-1 in this year's report.)										

¹ Report numbers followed by parentheses indicate reports linked to other wiretaps involving the same investigation.² Motions: G = Granted, D = Denied, P = Pending.

SUPPLEMENTARY REPORT BY PROSECUTORS FOR INTERCEPTS TERMINATED IN CALENDAR YEAR 1999
AS OF DECEMBER 31, 2000 (CONTINUED)

State, County	A.O. Report Number in 1999 Report¹	Date of Application	Additional Activity During Calendar Year 2000							Persons Con- victed	Offense for Which Convicted
			Total Cost in \$	Persons Arrested	Trials Completed	Motions to Suppress Intercepts²					
						G	D	P			
SARATOGA	1	10/01/1999	-	3	-	-	-	-	-		
SUFFOLK	1	01/21/1999	-	-	-	-	-	-	12	NARCOTICS	
	2)	02/11/1999	-	-	-	-	-	-	-		
	3)	02/19/1999	-	-	-	-	-	-	-		
	4	02/19/1999	-	-	-	-	-	-	7	GAMBLING	
	5)	02/19/1999	-	-	-	-	-	-	-		
	6)	02/19/1999	-	-	-	-	-	-	-		
	7)	03/08/1999	-	-	-	-	-	-	-		
	11)	04/07/1999	-	-	-	-	-	-	-		
	12)	04/21/1999	-	-	-	-	-	-	-		
	13)	05/11/1999	-	-	-	-	-	-	-		
	14)	05/11/1999	-	-	-	-	-	-	-		
	15)	05/11/1999	-	-	-	-	-	-	-		
	16	10/22/1999	-	-	-	-	-	-	14	NARCOTICS	
	17)	10/22/1999	-	-	-	-	-	-	-		
	18)	11/19/1999	-	-	-	-	-	-	-		
	19)	11/19/1999	-	-	-	-	-	-	-		
	20)	11/19/1999	-	-	-	-	-	-	-		
	21)	11/19/1999	-	-	-	-	-	-	-		
	22	12/17/1999	-	-	-	-	-	-	2	CONSPIRACY	
TOMPKINS	3**	(See Appendix Table B-1 in this year's report.)									
	4**	(See Appendix Table B-1 in this year's report.)									
WESTCHESTER	3	09/29/1998	-	-	-	-	-	-	4	GAMBLING	
	12	04/26/1999	-	-	-	-	-	-	16	GAMBLING	
	21	10/07/1999	-	-	-	-	-	-	5	NARCOTICS	
	24**	(See Appendix Table B-1 in this year's report.)									
OKLAHOMA											
STATE ATTORNEY GENERAL	3	04/05/1999	-	-	-	-	-	-	1	NARCOTICS	
	5	07/06/1999	-	4	-	-	-	-	-		
	6	07/06/1999	-	-	-	-	-	-	1	NARCOTICS	

¹ Report numbers followed by parentheses indicate reports linked to other wiretaps involving the same investigation.² Motions: G = Granted, D = Denied, P = Pending.

SUPPLEMENTARY REPORT BY PROSECUTORS FOR INTERCEPTS TERMINATED IN CALENDAR YEAR 1999
AS OF DECEMBER 31, 2000 (CONTINUED)

State, County	A.O. Report Number in 1999 Report¹	Date of Application	Additional Activity During Calendar Year 2000							
			Total Cost in \$	Persons Arrested	Trials Completed	Motions to Suppress Intercepts²			Persons Con- victed	Offense for Which Convicted
						G	D	P		
PENNSYLVANIA										
BERKS										
	1	01/25/1999	-	-	1	-	2	-	3	NARCOTICS
	2)	01/25/1999	-	-	-	-	-	-	-	
	3)	01/25/1999	-	-	-	-	-	-	-	
MONTGOMERY										
	1	02/08/1999	-	-	8	-	-	-	7	NARCOTICS
	5	07/08/1999	-	-	11	-	-	-	11	NARCOTICS
PHILADELPHIA										
	1	11/30/1998	-	13	-	-	-	-	13	NARCOTICS
	6	06/11/1999	-	9	-	-	-	-	3	RACKETEERING
	22	10/13/1999	-	3	-	-	-	-	3	NARCOTICS
STATE ATTORNEY GENERAL										
	1)	11/23/1998	-	-	-	-	-	-	-	
	2)	12/16/1998	-	-	-	-	-	-	-	
	3)	12/23/1998	-	-	-	-	-	-	-	
	6	03/12/1999	-	-	-	-	-	-	1	RACKETEERING
	7)	03/22/1999	-	-	-	-	-	-	-	
	13	04/12/1999	-	-	-	-	-	-	22	NARCOTICS
	14)	04/12/1999	-	-	-	-	-	-	-	
	20	06/14/1999	-	38	-	-	-	2	-	
	21)	06/14/1999	-	-	-	-	-	-	-	
	22	08/25/1999	-	9	8	-	4	-	8	RACKETEERING
TEXAS										
TOM GREEN										
	1	10/07/1999	-	20	1	-	3	-	20	NARCOTICS
	2)	10/07/1999	-	-	-	-	-	-	-	
	3)	10/28/1999	-	-	-	-	-	-	-	
UTAH										
SALT LAKE										
	1	02/23/1999	-	7	4	-	-	-	4	NARCOTICS
	2	11/17/1999	-	1	1	-	-	-	1	NARCOTICS
VIRGINIA										
STATE ATTORNEY GENERAL										
	1	02/09/1999	-	-	2	-	-	-	2	MURDER

¹ Report numbers followed by parentheses indicate reports linked to other wiretaps involving the same investigation.² Motions: G = Granted, D = Denied, P = Pending.