

# Contents

Report of the Director .....	5
Reporting Requirements of the Statute .....	6
Regulations .....	6
Summary and Analysis of Reports by Judges .....	7
Authorized Lengths of Intercepts .....	8
Locations .....	8
Offenses .....	9
Summary and Analysis of Reports by Prosecuting Officials .....	9
Nature of Intercepts .....	9
Costs of Intercepts .....	11
Arrests and Convictions .....	11
Summary of Reports for Years Ending December 31, 1992 Through 2002 .....	12
Supplementary Reports .....	12

## Text Tables

Table 1	
Jurisdictions With Statutes Authorizing the Interception of Wire, Oral, or Electronic Communications .....	14
Table 2	
Intercept Orders Issued by Judges During Calendar Year 2002 .....	15
Table 3	
Major Offenses for Which Court-Authorized Intercepts Were Granted .....	18
Table 4	
Summary of Interceptions of Wire, Oral, or Electronic Communications .....	21
Table 5	
Average Cost per Order .....	24
Table 6	
Types of Surveillance Used, Arrests, and Convictions for Intercepts Installed .....	27
Table 7	
Authorized Intercepts Granted Pursuant to 18 U.S.C. 2519 .....	30
Table 8	
Summary of Supplementary Reports for Intercepts Terminated in Calendar Years 1992 Through 2002 .....	31
Table 9	
Arrests and Convictions Resulting From Intercepts Installed in Calendar Years 1992 Through 2002 .....	36

# Appendix Tables

Table A-1: United States District Courts  
    Report by Judges ..... 38

Table A-2: United States District Courts  
    Supplementary Report by Prosecutors ..... 82

Table B-1: State Courts  
    Report by Judges ..... 110

Table B-2: State Courts  
    Supplementary Report by Prosecutors ..... 202

# **Report of the Director of the Administrative Office of the United States Courts**

**on**

## **Applications for Orders Authorizing or Approving the Interception of Wire, Oral, or Electronic Communications**

The Omnibus Crime Control and Safe Streets Act of 1968 requires the Administrative Office of the United States Courts (AO) to report to Congress the number and nature of federal and state applications for orders authorizing or approving the interception of wire, oral, or electronic communications. The statute requires that specific information be provided to the AO, including the offense(s) under investigation, the location of the intercept, the cost of the surveillance, and the number of arrests, trials, and convictions that directly result from the surveillance. This report covers intercepts concluded between January 1, 2002, and December 31, 2002, and provides supplementary information on arrests and convictions resulting from intercepts concluded in prior years.

A total of 1,358 intercepts authorized by federal and state courts were completed in 2002, a drop of 9 percent compared to the number terminated in 2001. The number of applications for orders by federal authorities rose 2 percent to 497. Following an increase of 41 percent in 2001, the number of applications reported by state prosecuting officials dropped 14 percent in 2002. The average number of persons whose communications were intercepted increased 7 percent. The number of communications intercepted per order was 9 percent higher, and the number of incriminating communications reported per wiretap was 21 percent higher.

Public Law 106-197 amended 18 U.S.C. 2519(2)(b) to require that reporting should reflect the number of wiretap applications granted for which encryption was encountered and whether such encryption prevented law enforcement officials from obtaining the plain text of communications intercepted pursuant to the court orders. Encryption was reported to have been encountered in 16 wiretaps terminated in 2002 and in 18 wiretaps terminated in calendar year 2001 or earlier but reported for the first time in 2002; however, in none of these cases was encryption reported to have prevented law enforcement officials from obtaining the plain text of communications intercepted.

The appendix tables of this report list all intercepts reported by judges and prosecuting officials for 2002. Appendix Table A-1 shows reports filed by federal judges and federal prosecuting officials. Appendix Table B-1 presents the same information for state judges and state prosecuting officials. Appendix Tables A-2 and B-2 contain information from the supplementary reports submitted by prosecuting officials about additional arrests and trials in 2002 arising from intercepts initially reported in prior years.

Title 18 U.S.C. Section 2519(2) provides that prosecutors must submit wiretap reports to the AO no later than January 31 of each year. This office, as is customary, sends a letter to the appropriate officials every year reminding them of the statutory mandate. Nevertheless, each year reports are received after the deadline has passed, and the filing of some reports may be delayed to avoid jeopardizing ongoing investigations. The number of missing state and local prosecutors' reports was higher in 2002 compared to 2001. Information received after the deadline will be included in next year's *Wiretap Report*. The AO is grateful for the cooperation and the prompt response we received from many officials around the nation.

Leonidas Ralph Mecham  
Director

April 2003

# Applications for Orders Authorizing or Approving the Interception of Wire, Oral, or Electronic Communications

## Reporting Requirements of the Statute

Each federal and state judge is required to file a written report with the Director of the Administrative Office of the United States Courts (AO) on each application for an order authorizing the interception of a wire, oral, or electronic communication (18 U.S.C. 2519(1)). This report is to be furnished within 30 days of the denial of the application or the expiration of the court order (after all extensions have expired). The report must include the name of the official who applied for the order, the offense under investigation, the type of interception device, the general location of the device, and the duration of the authorized intercept.

Prosecuting officials who applied for interception orders are required to submit reports to the AO each January on all orders that were terminated during the previous calendar year. These reports contain information related to the cost of each intercept, the number of days the intercept device was actually in operation, the total number of intercepts, and the number of incriminating intercepts recorded. Results such as arrests, trials, convictions, and the number of motions to suppress evidence related directly to the use of intercepts also are noted.

Neither the judges' reports nor the prosecuting officials' reports contain the names, addresses, or phone numbers of the parties investigated. The AO is **not** authorized to collect this information.

This report tabulates the number of applications for interceptions that were granted or denied, as reported by judges, as well as the number of authorizations for which interception devices were installed, as reported by prosecuting officials. No statistics are available on the number of devices installed for each authorized order. This report does not include interceptions regulated by

the Foreign Intelligence Surveillance Act of 1978 (FISA).

No report to the AO is required when an order is issued with the consent of one of the principal parties to the communication. Examples of such situations include the use of a wire interception to investigate obscene phone calls, the interception of a communication to which a police officer or police informant is a party, or the use of a body microphone. Also, no report to the AO is required for the use of a pen register (a device attached to a telephone line that records or decodes impulses identifying the numbers dialed from that line) unless the pen register is used in conjunction with any wiretap devices whose use must be reported. Pursuant to 18 U.S.C. 3126, the U.S. Department of Justice collects and reports data on pen registers and trap and trace devices.

## Regulations

The Director of the AO is empowered to develop and revise the reporting regulations and reporting forms for collecting information on intercepts. Copies of the regulations, the reporting forms, and the federal wiretapping statute may be obtained by writing to the Administrative Office of the United States Courts, Statistics Division, Washington, D.C. 20544.

The Attorney General of the United States, the Deputy Attorney General, the Associate Attorney General, any Assistant Attorney General, any acting Assistant Attorney General, or any specially designated Deputy Assistant Attorney General in the Criminal Division of the Department of Justice may authorize an application to a federal judge for an order authorizing the interception of wire, oral, or electronic communications. On the state level, applications are made by a prosecuting attorney "if such attorney is authorized by a statute of that State to make application to a State court judge of competent jurisdiction."

Many wiretap orders are related to large-scale criminal investigations that cross county and state boundaries. Consequently, arrests, trials, and convictions resulting from these interceptions often do not occur within the same year as the installation of the intercept device. Under 18 U.S.C. 2519(2), prosecuting officials must file supplementary reports on additional court or police activity that occurs as a result of interceptions reported in prior years. Appendix Tables A-2 and B-2 describe the additional activity reported by prosecuting officials in their supplementary reports.

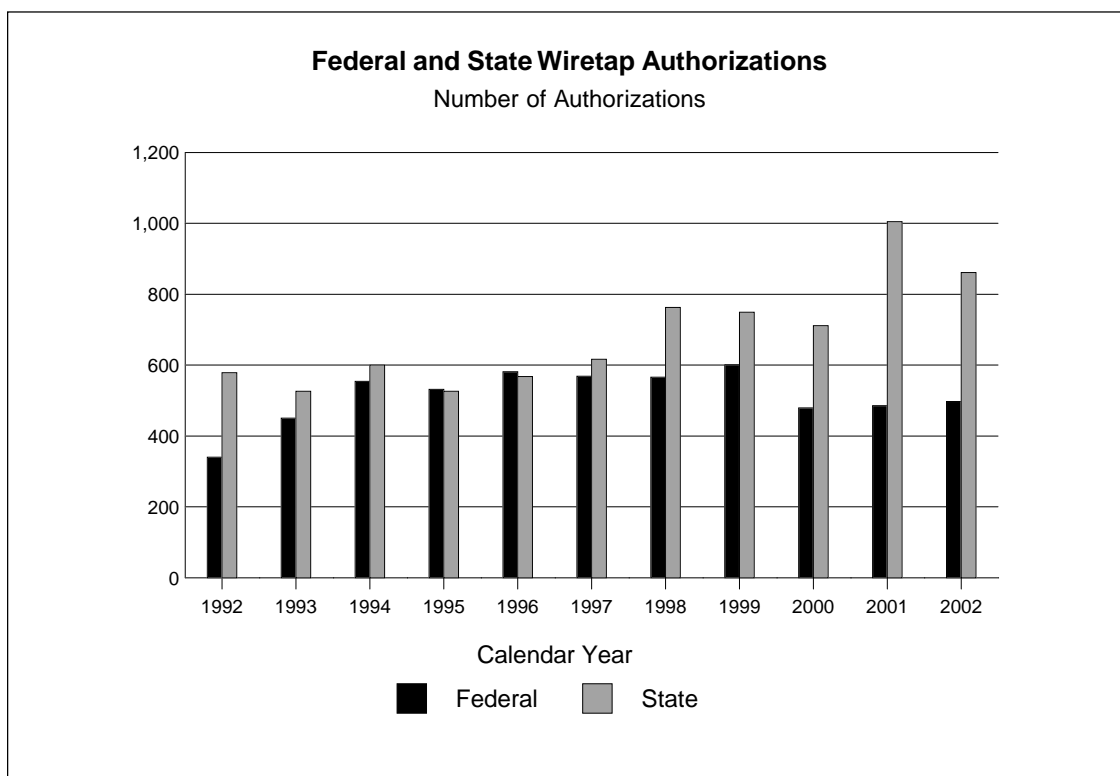
Table 1 shows that 47 jurisdictions (the federal government, the District of Columbia, the Virgin Islands, and 44 states) currently have laws that authorize courts to issue orders permitting wire, oral, or electronic surveillance. During 2002, a total of 20 jurisdictions reported using at least one of these three types of surveillance as an investigative tool.

## Summary and Analysis of Reports by Judges

Data on applications for wiretaps terminated during calendar year 2002 appear in Appendix Tables A-1 (federal) and B-1 (state). The reporting

numbers used in the appendix tables are reference numbers assigned by the AO; these numbers do not correspond to the authorization or application numbers used by the reporting jurisdictions. The same reporting number is used for any supplemental information reported for a communications intercept in future volumes of the *Wiretap Report*.

After increasing 25 percent in 2001, the number of wiretaps reported decreased 9 percent in 2002. A total of 1,358 applications were authorized in 2002, including 497 submitted to federal judges and 861 to state judges. One application was denied. Compared to the number approved during 2001, the number of applications approved by federal judges in 2002 increased 2 percent, and the number of applications approved by state judges dropped 14 percent. Wiretap applications in New York (404 applications), California (143 applications), New Jersey (81 applications), Pennsylvania (79 applications), Maryland (54 applications), Florida (37 applications), and Illinois (25 applications) accounted for 96 percent of all authorizations approved by state judges. The number of states reporting wiretap activity was lower than the number for last year (19 states in 2002 compared to 24 in 2001), and reports were received from 80 separate state



jurisdictions in 2002, 20 fewer than the number of state jurisdictions that reported wiretaps in 2001.

## Authorized Lengths of Intercepts

Table 2 presents the number of intercept orders issued in each jurisdiction that provided reports, the number of amended intercept orders issued, the number of extensions granted, the average lengths of the original authorizations and their extensions, the total number of days the intercepts actually were in operation, and the nature of the location where each interception of communications occurred. Most state laws limit the period of surveillance under an original order to 30 days. This period, however, can be lengthened by one or more extensions if the authorizing judge determines that additional time for surveillance is warranted.

During 2002, the average length of an original authorization was 29 days, up from 27 days in 2001. A total of 889 extensions were requested and authorized in 2002 (a decrease of 12 percent). The average length of an extension was 29 days, the same as in 2001. The longest federal intercept occurred in the District of Nevada, where an original 30-day order was extended 11 times to complete a 360-day wiretap used in a racketeering investigation. Among state wiretaps terminating during 2002, the longest was used in a narcotics investigation conducted by the New York State Organized Crime Task Force; this wiretap required a 30-day order to be extended 28 times to keep the intercept in operation 830 days. In contrast, 18 federal intercepts and 53 state intercepts each were in operation for less than a week.

## Locations

The most common location specified in wiretap applications authorized in 2002 was “portable device, carried by/on individual,” a category included for the first time in the *2000 Wiretap Report*. This category was added because wiretaps authorized for devices such as portable digital pagers and cellular telephones did not readily fit into the location categories provided prior to 2000. Table 2 shows that in 2002, a total of 77 percent (1,046 wiretaps) of all intercepts authorized were for portable devices such as these,

which are not limited to fixed locations. This is an increase of 9 points over the percentage in 2001, when 68 percent of all intercepts involved portable devices.

The next most common specific location for the placement of wiretaps in 2002 was a “personal residence,” a type of location that includes single-family houses, as well as row houses, apartments, and other multi-family dwellings. Table 2 shows that in 2002 a total of 11 percent (154 wiretaps) of all intercept devices were authorized for personal residences. Three percent (37 wiretaps) were authorized for business establishments such as offices, restaurants, and hotels. Combinations of locations were cited in 85 federal and state applications (6 percent of the total) in 2002. Finally, 2 percent (27 wiretaps) were authorized for “other” locations, which included such places as prisons, pay telephones in public areas, and motor vehicles.

Since the enactment of the Electronic Communications Privacy Act of 1986, a specific location need not be cited if the application contains a statement explaining why such specification is not practical or shows “a purpose, on the part of that person (under investigation), to thwart interception by changing facilities” (see 18 U.S.C. 2518 (11)). In these cases, prosecutors use “roving” wiretaps to target a specific person rather than a specific telephone or location. The Intelligence Authorization Act of 1999, enacted on October 20, 1998, amended 18 U.S.C. 2518 (11)(b) so that a specific facility need not be cited “if there is probable cause to believe that actions by the person under investigation could have the effect of thwarting interception from a specified facility.” The amendment also specifies that “the order authorizing or approving the interception is limited to interception only for such time as it is reasonable to presume that the person identified in the application is or was reasonably proximate to the instrument through which such communication will be or was transmitted.”

For 2002, authorizations for nine wiretaps indicated approval with a relaxed specification order, meaning they were considered roving wiretaps. Federal authorities reported that roving wiretaps were approved for three investigations, with two authorized for use in racketeering investigations, and one for use in a drug offense

investigation. On the state level, six roving wiretaps were reported; five applications were authorized for use in drug offense investigations, and one for use in a robbery investigation.

## Offenses

Violations of drug laws and gambling laws were the two most prevalent types of offenses investigated through communications intercepts. Racketeering was the third most frequently noted offense category cited on wiretap orders, and homicide/assault was the fourth most frequently cited offense category reported. Table 3 indicates that 77 percent of all applications for intercepts (1,052 wiretaps) authorized in 2002 cited drug offenses as the most serious offense under investigation. Many applications for court orders indicated that several criminal offenses were under investigation, but Table 3 includes only the most serious criminal offense named in an application. The use of federal intercepts to conduct drug investigations was most common in the Southern District of New York (45 applications), the Northern District of Illinois (35 applications), and the Central District of California (30 applications). On the state level, the New York City Special Narcotics Bureau obtained authorizations for 163 drug-related intercepts, which accounted for the largest percentage (25 percent) of all drug-related intercepts reported by state or local jurisdictions in 2002. Nationwide, gambling (82 orders), racketeering (72 orders), and homicide/assault (58 orders) were specified in 6 percent, 5 percent, and 4 percent of authorizations, respectively, as the most serious offense under investigation.

## Summary and Analysis of Reports by Prosecuting Officials

In accordance with 18 U.S.C. 2519(2), prosecuting officials must submit reports to the AO no later than January 31 of each year for intercepts terminated during the previous calendar year. Appendix Tables A-1 and B-1 contain information from all prosecutors' reports submitted for 2002. Judges submitted 58 reports for which the AO received no corresponding reports from prosecuting officials. For these authorizations, the entry

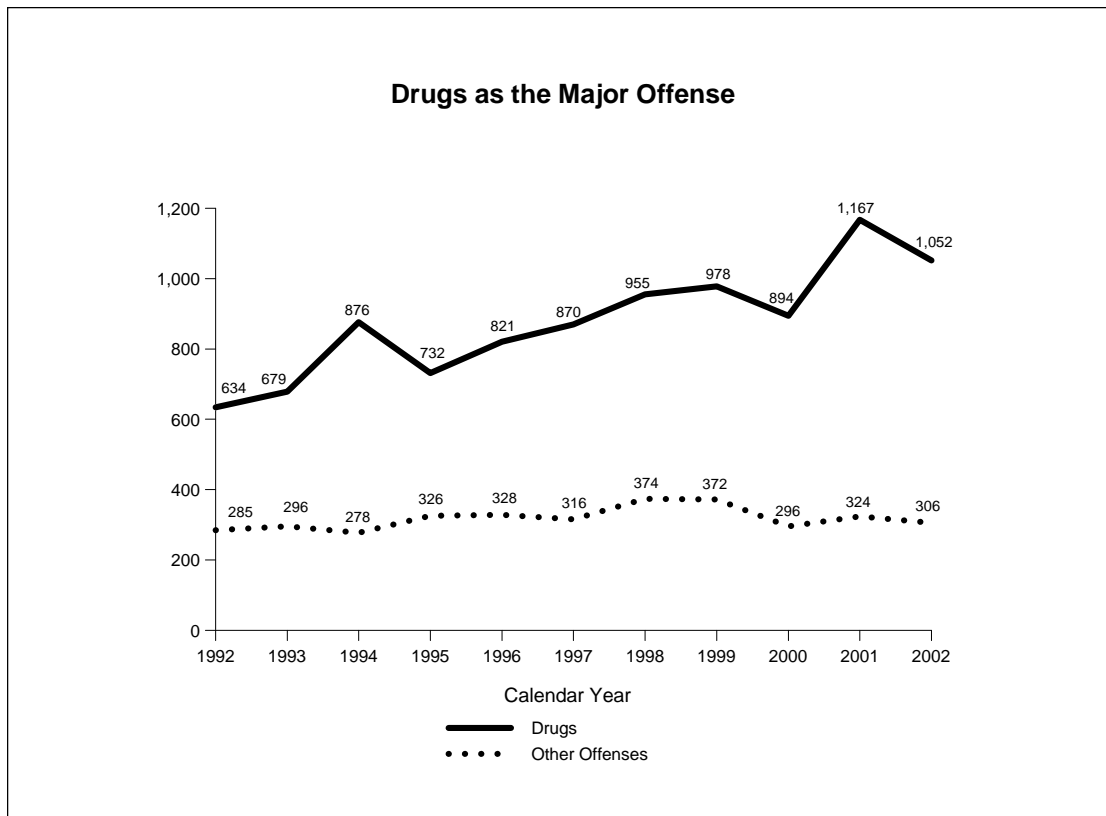
"NP" (no prosecutor's report) appears in the appendix tables. Some of the prosecutors' reports may have been received too late to include in this report, and some prosecutors delayed filing reports to avoid jeopardizing ongoing investigations. Information received after the deadline will be included in next year's *Wiretap Report*.

## Nature of Intercepts

Of the 1,358 communication interceptions authorized in 2002, intercept devices were installed in conjunction with a total of 1,273 orders. Table 4 presents information on the average number of intercepts per order, the number of persons whose communications were intercepted, the total number of communications intercepted, and the number of incriminating intercepts. Wiretaps varied extensively with respect to the above characteristics.

In 2002, installed wiretaps were in operation an average of 39 days, a 3 percent increase from the average number of days wiretaps were in operation in 2001. The average number of intercepts per day reported by jurisdictions in 2002 ranged from less than 1 to over 650. The most active federal intercept occurred in the Central District of California, where a 30-day narcotics conspiracy investigation involved cellular telephone intercepts and resulted in an average of 677 interceptions per day. For state authorizations, the most active investigation was a 60-day narcotics investigation in the Fourth Judicial Circuit (Duval County), Florida, that produced an average of 342 intercepts per day. Nationwide, in 2002 the average number of persons whose communications were intercepted per order in which intercepts were installed was 92, and the average number of communications intercepted was 1,708 per wiretap. An average of 403 intercepts per installed wiretap produced incriminating evidence, and the average percentage of incriminating intercepts per order rose from 21 percent of interceptions in 2001 to 24 percent in 2002.

The three major categories of surveillance are wire communications, oral communications, and electronic communications. In the early years of wiretap reporting, nearly all intercepts involved telephone (wire) surveillance, primarily communications made via conventional telephone lines; the remainder involved microphone (oral)



surveillance or a combination of wire and oral interception. With the passage of the Electronic Communications Privacy Act of 1986, a third category was added for the reporting of electronic communications, which most commonly involve digital-display paging devices or fax machines, but also may include some computer transmissions. The *1988 Wiretap Report* was the first annual report to include electronic communications as a category of surveillance.

Table 6 presents the type of surveillance method used for each intercept installed. The most common method of surveillance reported was “phone wire communication,” which includes all telephones (landline, cellular, cordless, and mobile). Telephone wiretaps accounted for 88 percent (1,124 cases) of intercepts installed in 2002. Of those, 971 wiretaps involved cellular/mobile telephones, either as the only type of device under surveillance (922 cases) or in combination with standard telephones (49 cases).

The next most common method of surveillance reported was the electronic wiretap, which includes devices such as digital display pagers, voice pagers, fax machines, and transmissions via computer such as electronic mail. Electronic wiretaps accounted for 5 percent (59 cases) of inter-

cepts installed in 2002; 86 percent of these (51 cases) involved electronic pagers. Microphones were used in 3 percent of intercepts (35 cases). A combination of surveillance methods was used in 4 percent of intercepts (55 cases); of these combination intercepts, 71 percent (39 cases) included a mobile/cellular telephone as one of the devices monitored.

Public Law 106-197 amended 18 U.S.C. 2519(2)(b) in 2001 to require that reporting should reflect the number of wiretap applications granted in which encryption was encountered and whether such encryption prevented law enforcement officials from obtaining the plain text of communications intercepted pursuant to the court orders. In 2002, no federal wiretap reports indicated that encryption was encountered. State and local jurisdictions reported that encryption was encountered in 16 wiretaps terminated in 2002; however, in none of these cases was encryption reported to have prevented law enforcement officials from obtaining the plain text of communications intercepted. In addition, state and local jurisdictions reported that encryption was encountered in 18 wiretaps that were terminated in calendar year 2001 or earlier, but were reported for the first time in 2002; in none of these cases did encryption



prevent access to the plain text of communications intercepted.

## Costs of Intercepts

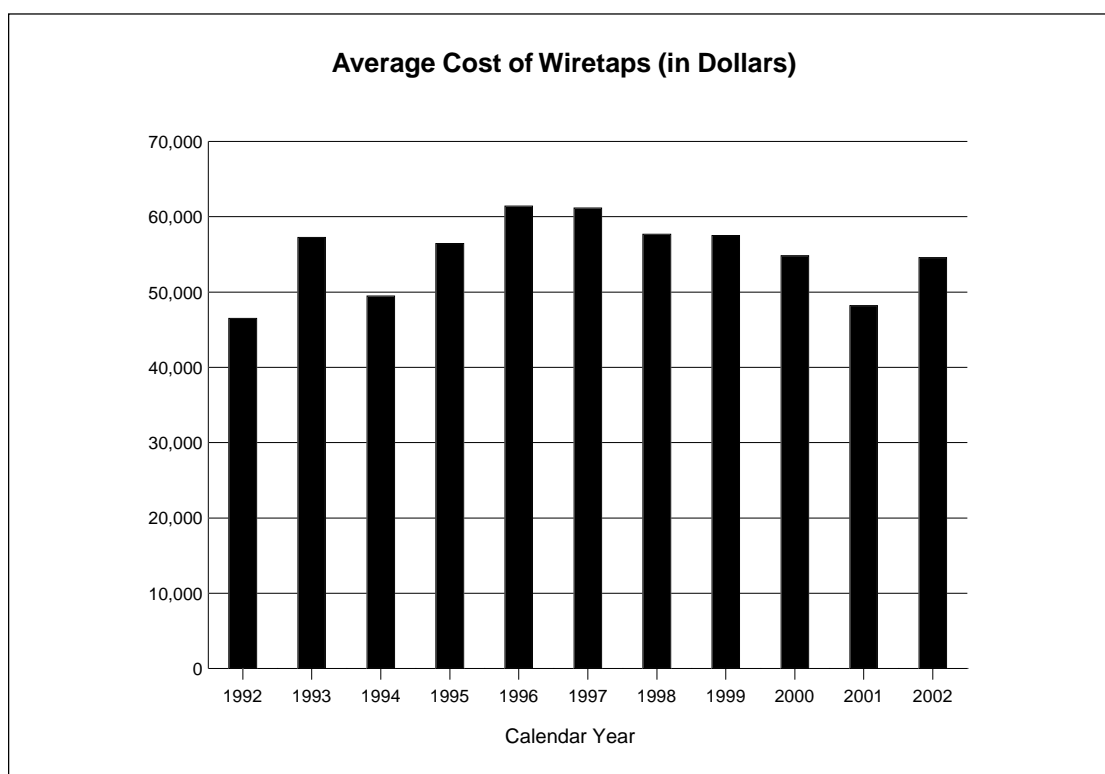
Table 5 provides a summary of expenses related to intercept orders in 2002. The expenditures noted reflect the cost of installing intercept devices and monitoring communications for the 1,193 authorizations for which reports included cost data. The average cost of intercept devices installed in 2002 was \$54,586, up 13 percent from the average cost in 2001. For federal wiretaps for which expenses were reported in 2002, the average cost was \$75,659, a 2 percent increase above the average cost in 2001. The average cost of a state wiretap rose 19 percent to \$40,101 in 2002. For additional information, see Appendix Tables A-1 (federal) and B-1 (state).

## Arrests and Convictions

Federal and state prosecutors often note the importance of electronic surveillance in obtaining arrests and convictions. The Central District of California reported a federal wiretap involving cellular telephone surveillance in a narcotics conspiracy investigation that led to 15 arrests and 1 conviction; in addition, the reporting officials noted that this wiretap “resulted in the seizure of

71.5 pounds of methamphetamine, 230 gallons of methamphetamine solution, 110 gallons of pseudo-ephedrine; 2 million pseudo-ephedrine tablets, 4 vehicles, 4 weapons, and \$74,000 in cash.” Reporting officials in the Northern District of New York described a federal wiretap in use for 33 days in a narcotics investigation that resulted in 11 arrests, along with the seizure of 11 vehicles, 11 weapons, and \$1.3 million in cash. Incriminating communications obtained in a wiretap in the Western District of Texas produced the seizure of more than nine tons of marijuana plus four vehicles. Surveillance of fax communications at a financial institution reported in the District of New Jersey contributed to one arrest and the seizure of \$20.8 million from 39 accounts. In the Eastern District of New York, reporting officials noted that intercepts from a racketeering investigation “were essential to obtaining convictions and saving the victim from a beating.”

On the state level, the assistant district attorney in Montgomery County, Pennsylvania, reported that the information obtained in a wiretap with microphone surveillance in operation for 56 days “provided the crucial evidence to establish probable cause to search 28 locations, where we found narcotics and proceeds of trafficking; the conversations established the nature, extent and



identity of the conspiracy.” The district attorney in Rockland County, New York, noted that interceptions in a wiretap involving cellular telephone and electronic pager surveillance conducted over 120 days in a narcotics investigation “were vital in obtaining the evidence needed to indict and convict the members of a narcotics organization [that] would otherwise not have been able to be dismantled.” In Oklahoma, the district attorney in Comanche County reported that a wiretap in use for 41 days in an investigation of methamphetamine trafficking led to the conviction of seven of nine persons arrested. The report stated that the surveillance “yielded information about where and when traffickers were meeting to exchange cash, drugs, and information; provided details of how the drug network operated and where; identified principals; and allowed surveillance of meetings and opportunities to arrest.” In San Bernardino County, California, officials reported that surveillance of a standard telephone for 12 days enabled investigators to gain the full scope and involvement of all suspects on a nine year-old murder investigation.

Table 6 presents the numbers of persons arrested and convicted as a result of interceptions reported as terminated in 2002. As of December 31, 2002, a total of 3,060 persons had been arrested based on interceptions of wire, oral, or electronic communications. Wiretaps terminated in 2002 resulted in the conviction of 493 persons as of December 31, 2002, which was 16 percent of the number of persons arrested. Federal wiretaps were responsible for 50 percent of the arrests and 28 percent of the convictions arising from wiretaps during 2002. A state wiretap in Middlesex County, New Jersey, resulted in the most arrests of any intercept terminated in 2002. This wiretap was the lead wiretap of eight intercepts authorized for use in narcotics and gambling investigations that led to the arrest of 136 persons. The Northern District of Ohio produced the most arrests of any federal wiretap when an intercept used in a narcotics investigation yielded the arrests of 50 persons. The leader among state intercepts in producing convictions was a wiretap that took place in Rockland County, New York, which was used in a narcotics investigation that led to the conviction of 31 of the 47 persons arrested. The largest number of convictions reported from a federal

wiretap terminated in 2002 occurred in the District of New Jersey, where a wiretap used in a narcotics conspiracy investigation resulted in 15 arrests and 15 convictions.

Because criminal cases involving the use of surveillance may still be under active investigation or prosecution, the final results of many of the wiretaps concluded in 2002 may not have been reported. Prosecutors will report the additional costs, arrests, trials, motions to suppress evidence, and convictions related directly to these intercepts in future supplementary reports, which will be noted in Appendix Tables A-2 and B-2 of subsequent volumes of the *Wiretap Report*.

## **Summary of Reports for Years Ending December 31, 1992 Through 2002**

Table 7 provides information on intercepts reported each year from 1992 to 2002. This table specifies the number of intercept applications requested, authorized, and installed; the number of extensions granted; the average length of original orders and extensions; the locations of intercepts; the major offenses investigated; average costs; and the average number of persons intercepted, communications intercepted, and incriminating intercepts. From 1992 to 2002, the number of intercept applications authorized increased 48 percent. The majority of wiretaps involved drug-related investigations, ranging from 69 percent of all applications authorized in 1992 to 77 percent in 2002.

## **Supplementary Reports**

Under 18 U.S.C. 2519(2), prosecuting officials must file supplementary reports on additional court or police activity occurring as a result of intercepts reported in prior years. Because many wiretap orders are related to large-scale criminal investigations that cross county and state boundaries, supplementary reports are necessary to fulfill reporting requirements. Arrests, trials, and convictions resulting from these interceptions often do not occur within the same year in which the intercept was first reported. Appendix Tables A-2 and B-2 provide detailed data from all supplementary reports submitted.

During 2002, a total of 2,458 arrests, 2,616 convictions, and additional costs of \$12,262,988 arose and were reported from wiretaps completed in previous years. Table 8 summarizes additional prosecution activity by jurisdiction from supplemental reports on intercepts terminated in the years noted. Nearly half of the supplemental reports of additional activity in 2002 involved wire-

taps terminated in 2001. Of all supplemental arrests, convictions, and costs reported in 2002, intercepts concluded in 2001 led to 54 percent of arrests, 50 percent of convictions, and 75 percent of expenditures. Table 9 reflects the total number of arrests and convictions resulting from intercepts terminated in calendar years 1992 through 2002.

**Table 1**  
**Jurisdictions With Statutes Authorizing the Interception**  
**of Wire, Oral, or Electronic Communications**  
**Effective During the Period January 1 Through December 31, 2002\***

Jurisdiction	Statutory Citation**	Reported Use of Wiretap in 2002	Number of Orders Authorized in 2002
Federal	18:2510 - 2520	Yes	497
Alaska	12.37	No	-
Arizona	13-3010 - 13-3018	Yes	7
California	Penal Code Sections 629.50-629.98	Yes	143
Colorado	16-15-102	No	-
Connecticut	54-41a - 54-41t	No	-
Delaware	11 Del.C.Chap.24	No	-
District of Columbia	23-541 - 23-556	No	-
Florida	934.01 - 934.10	Yes	37
Georgia	16-11-64	Yes	4
Hawaii	803-41 - 803-48	No	-
Idaho	18-6701 - 18-6710	No	-
Illinois	38:108B-1	Yes	25
Indiana	35-33.5-3-1	No	-
Iowa	808B.1 - 808B.9	No	-
Kansas	22-2514 - 22-2516	No	-
Louisiana	Act No. 121 3B No.233 15:1308(A)(2)	Yes	1
Maine	15 M.R.S.A. Sec 709 <i>et seq</i>	No	-
Maryland	10-401 - 10-411	Yes	54
Massachusetts	272:99	Yes	8
Minnesota	626A.01 - 626A.21	No	-
Mississippi	41-29-501	Yes	1
Missouri	33-542.400 - 542.424	No	-
Nebraska	86-701 - 86-707	No	-
Nevada	179.410 - 179.515, NRS 200.620	Yes	4
New Hampshire	570-A:1 - A:11	No	-
New Jersey	2A-156A-1 - 156A-34	Yes	81
New Mexico	30-12-2 - 30-12-11	Yes	3
New York	CPL Article 700	Yes	404
North Carolina	N.C.G.S. 15A-286	Yes	1
North Dakota	29-29.2	No	-
Ohio	2933.51 - 2933.66	Yes	1
Oklahoma	13 O.S. 176.1 - 176.14	Yes	2
Oregon	133.723 - 133.739	No	-
Pennsylvania	18 Pa.C.S. Sec 5701-5728	Yes	79
Rhode Island	12-5.1-1 - 12-5.1-16	No	-
South Carolina	S.C. Code Section 17-30-10 <i>et seq</i>	No	-
South Dakota	23A - 35A	No	-
Tennessee	40-6-301 - 40-6-311	No	-
Texas	Crim. Proc. Sec. 18-20	Yes	2
Utah	77-23a-1 - 77-23a-16	Yes	4
Virgin Islands	5 V.I.C. Sec 4101-4107	No	-
Virginia	19.2-61	No	-
Washington	9.73	No	-
West Virginia	62-1D-11	No	-
Wisconsin	968.27 - 968.33	No	-
Wyoming	7-3-701 - 7-3-712	No	-

\* Pursuant to provisions of the Omnibus Crime Control and Safe Streets Act of 1968, 18 U.S.C. 2519.

\*\* Includes only those jurisdictions that enacted legislation during or before calendar year 2002.

**Table 2**  
**Intercept Orders Issued by Judges During Calendar Year 2002**

Reporting Jurisdiction	Number of Intercept Orders					Number of Extensions	Avg. Length (in Days)		Total Number of Days in Operation	Location Authorized in Original Application						
	Authorized	Amended	No Prosecutor's Report	Never Installed	Installed*		Original Authorization	Extensions		Personal Residence	Business	Portable Device	Combination**	Other	Roving	None Specified
<b>TOTAL</b>	<b>1,358</b>	<b>94</b>	<b>58</b>	<b>27</b>	<b>1,273</b>	<b>889</b>	<b>29</b>	<b>29</b>	<b>50,025</b>	<b>154</b>	<b>37</b>	<b>1,046</b>	<b>85</b>	<b>27</b>	<b>9</b>	<b>-</b>
<b>FEDERAL</b>	<b>497</b>	<b>8</b>	<b>-</b>	<b>7</b>	<b>490</b>	<b>284</b>	<b>30</b>	<b>30</b>	<b>19,721</b>	<b>29</b>	<b>18</b>	<b>415</b>	<b>27</b>	<b>5</b>	<b>3</b>	<b>-</b>
<b>ARIZONA</b>																
MARICOPA	3	1	-	-	3	3	28	30	134	1	-	1	1	-	-	-
STATE ATTORNEY GENERAL	4	1	-	-	4	2	27	28	165	-	-	3	1	-	-	-
<b>CALIFORNIA</b>																
ALAMEDA	1	-	-	-	1	-	30	-	26	-	-	-	1	-	-	-
LOS ANGELES	103	3	2	2	99	39	30	30	3,622	2	-	79	14	8	-	-
ORANGE	10	-	-	-	10	-	30	-	270	-	-	10	-	-	-	-
RIVERSIDE	4	-	-	-	4	2	30	30	155	-	-	3	1	-	-	-
SACRAMENTO	1	-	-	-	1	1	28	17	45	-	-	-	1	-	-	-
SAN BERNARDINO	15	-	-	-	15	10	30	30	707	1	-	14	-	-	-	-
SANTA BARBARA	4	-	1	-	3	-	30	-	89	-	-	1	3	-	-	-
SOLANO	1	-	-	-	1	1	30	30	51	-	-	-	1	-	-	-
VENTURA	4	1	-	-	4	10	30	30	345	2	-	2	-	-	-	-
<b>FLORIDA</b>																
1ST JUDICIAL CIRCUIT (ESCAMBRIA)	4	2	-	-	4	1	30	10	105	2	-	2	-	-	-	-
4TH JUDICIAL CIRCUIT (DUVAL)	11	-	-	1	10	4	30	30	254	-	-	11	-	-	-	-
5TH JUDICIAL CIRCUIT (LAKE/MARION)	5	3	-	-	5	3	30	30	199	2	-	3	-	-	-	-
9TH JUDICIAL CIRCUIT (ORANGE/OSCEOLA)	7	-	-	-	7	5	30	27	310	1	-	3	1	-	2	-
18TH JUDICIAL CIRCUIT (BREVARD/SEMINOLE)	7	-	-	-	7	3	30	30	194	-	-	7	-	-	-	-
19TH JUDICIAL CIRCUIT (SAINT LUCIE)	3	-	2	-	1	-	30	-	14	1	-	2	-	-	-	-
<b>GEORGIA</b>																
BIBB	3	-	-	-	3	1	20	20	71	1	-	2	-	-	-	-
DOUGHERTY	1	-	-	-	1	-	30	-	5	1	-	-	-	-	-	-
<b>ILLINOIS</b>																
CLARK	1	-	-	-	1	1	30	30	60	1	-	-	-	-	-	-
CRAWFORD	5	-	5	-	-	-	2	-	-	5	-	-	-	-	-	-
DEKALB	3	-	-	-	3	-	30	-	6	2	-	-	1	-	-	-
DEWITT	2	-	-	-	2	-	30	-	4	1	-	-	-	-	1	-
HENRY	9	-	-	-	9	-	30	-	6	9	-	-	-	-	-	-
LEE	1	-	-	-	1	-	30	-	30	1	-	-	-	-	-	-
ROCK ISLAND	1	-	-	-	1	-	30	-	-	-	-	-	-	-	1	-
UNION	1	-	1	-	-	-	10	-	-	1	-	-	-	-	-	-
WHITE	2	-	-	1	1	-	30	-	1	1	-	1	-	-	-	-
<b>LOUISIANA</b>																
JEFFERSON	1	-	-	-	1	-	30	-	2	-	-	-	-	1	-	-
<b>MARYLAND</b>																
BALTIMORE	26	-	-	1	25	12	30	30	718	2	-	23	1	-	-	-
BALTIMORE CITY	28	-	4	-	24	12	27	30	740	2	-	26	-	-	-	-

**Table 2**  
**Intercept Orders Issued by Judges During Calendar Year 2002 (Continued)**

Reporting Jurisdiction	Number of Intercept Orders					Number of Extensions	Avg. Length (in Days)		Total Number of Days in Operation	Location Authorized in Original Application						
	Authorized	Amended	No Prosecutor's Report	Never Installed	Installed*		Original Authorization	Extensions		Personal Residence	Business	Portable Device	Combination**	Other	Roving	None Specified
<b>MASSACHUSETTS</b>																
NORFOLK	1	-	-	-	1	2	15	14	30	-	-	-	1	-	-	-
STATE ATTORNEY GENERAL	7	-	-	-	7	7	15	15	156	1	-	5	-	1	-	-
<b>MISSISSIPPI</b>																
16TH CIRCUIT COURT DISTRICT	1	-	-	-	1	1	30	30	53	-	-	-	-	-	1	-
<b>NEVADA</b>																
CLARK	3	-	-	-	3	-	30	-	33	-	1	-	1	1	-	-
ELKO	1	-	-	-	1	-	2	-	2	1	-	-	-	-	-	-
<b>NEW JERSEY</b>																
BURLINGTON	1	-	-	-	1	-	10	-	1	-	-	-	-	1	-	-
CAMDEN	2	-	-	-	2	2	30	30	83	-	-	2	-	-	-	-
GLOUCESTER	2	1	-	-	2	2	11	10	42	-	-	2	-	-	-	-
HUDSON	6	-	6	-	-	2	30	30	-	-	-	6	-	-	-	-
HUNTERDON	1	-	-	-	1	-	20	-	17	-	-	1	-	-	-	-
MIDDLESEX	32	-	-	-	32	9	20	10	631	3	-	19	10	-	-	-
MORRIS	2	-	-	-	2	2	30	10	74	-	-	1	-	1	-	-
PASSAIC	5	-	5	-	-	-	30	-	-	-	-	3	-	1	1	-
SOMERSET	6	-	2	1	3	-	20	-	20	3	-	3	-	-	-	-
STATE ATTORNEY GENERAL	17	2	12	-	5	6	26	30	189	-	2	15	-	-	-	-
UNION	7	-	3	-	4	2	26	10	72	-	-	7	-	-	-	-
<b>NEW MEXICO</b>																
BERNALILLO	3	-	-	1	2	-	30	-	22	-	1	2	-	-	-	-
<b>NEW YORK</b>																
ALBANY	1	-	-	-	1	-	30	-	30	1	-	-	-	-	-	-
DUTCHESS	4	3	1	1	2	2	30	30	72	3	-	1	-	-	-	-
KINGS	16	9	4	-	12	22	30	30	735	9	1	6	-	-	-	-
MONROE	16	-	-	-	16	2	30	30	361	2	-	14	-	-	-	-
NASSAU	3	3	-	-	3	4	30	30	192	-	-	1	2	-	-	-
NEW YORK	3	-	-	-	3	17	30	30	389	-	-	-	3	-	-	-
NY ORGANIZED CRIME TASK FORCE	7	3	-	-	7	66	30	30	2,060	-	-	2	5	-	-	-
NYC SPECIAL NARCOTICS BUREAU	163	1	-	2	161	65	30	30	4,674	3	-	158	-	2	-	-
ORANGE	1	1	-	-	1	3	30	30	115	-	-	-	1	-	-	-
QUEENS	129	19	-	2	127	156	26	30	6,412	17	4	105	1	2	-	-
RENSSELAER	1	-	-	-	1	-	30	-	30	-	-	1	-	-	-	-
ROCKLAND	8	5	-	-	8	25	30	30	926	-	1	7	-	-	-	-
SCHENECTADY	3	1	-	-	3	1	30	14	92	1	-	2	-	-	-	-
SUFFOLK	36	18	-	1	35	58	30	30	2,286	11	4	20	-	1	-	-
WESTCHESTER	13	1	-	-	13	16	29	30	571	5	-	7	-	1	-	-
<b>NORTH CAROLINA</b>																
STATE ATTORNEY GENERAL	1	-	-	-	1	-	1	-	1	1	-	-	-	-	-	-
<b>OHIO</b>																
LORAIN	1	-	-	-	1	1	30	12	41	-	-	-	1	-	-	-

**Table 2**  
**Intercept Orders Issued by Judges During Calendar Year 2002 (Continued)**

Reporting Jurisdiction	Number of Intercept Orders					Number of Extensions	Avg. Length (in Days)		Total Number of Days in Operation	Location Authorized in Original Application						
	Authorized	Amended	No Prosecutor's Report	Never Installed	Installed*		Original Authorization	Extensions		Personal Residence	Business	Portable Device	Combination**	Other	Roving	None Specified
<b>OKLAHOMA</b>																
COMANCHE	2	-	-	-	2	1	30	30	62	1	-	1	-	-	-	-
<b>PENNSYLVANIA</b>																
ALLEGHENY	6	4	-	-	6	2	17	14	127	-	-	6	-	-	-	-
BERKS	13	1	-	-	13	1	26	22	278	8	-	5	-	-	-	-
BLAIR	1	-	-	-	1	-	30	-	7	1	-	-	-	-	-	-
CHESTER	10	-	1	-	9	3	30	30	242	-	-	10	-	-	-	-
ELK	1	-	1	-	-	-	30	-	-	1	-	-	-	-	-	-
LANCASTER	3	-	3	-	-	2	30	30	-	2	1	-	-	-	-	-
LEHIGH	1	-	1	-	-	1	30	30	-	-	-	-	1	-	-	-
LUZERNE	2	1	-	-	2	-	30	-	42	1	1	-	-	-	-	-
MONROE	1	-	1	-	-	-	20	-	-	-	-	-	1	-	-	-
MONTGOMERY	17	-	-	7	10	4	30	30	203	6	1	7	2	1	-	-
STATE ATTORNEY GENERAL	24	-	2	-	22	5	30	30	434	4	1	18	1	-	-	-
<b>TEXAS</b>																
BEXAR	1	-	-	-	1	-	30	-	27	-	-	-	1	-	-	-
LAMAR	1	-	-	-	1	-	30	-	3	1	-	-	-	-	-	-
<b>UTAH</b>																
SALT LAKE	4	2	1	-	3	3	30	30	139	-	1	1	2	-	-	-

\* Based on the number of orders for which intercept devices were installed as reported by the prosecuting official.

\*\* Combination refers to the number of authorized interceptions for which more than one location was reported.

**Table 3**  
**Major Offenses for Which Court-Authorized Intercepts Were Granted**  
**Pursuant to 18 U.S.C. 2519**  
**January 1 Through December 31, 2002**

Reporting Jurisdiction	Total	Bribery	Gambling	Homicide and Assault	Kidnapping	Larceny, Theft, and Robbery	Loansharking, Usury, and Extortion	Narcotics	Racketeering	Other
<b>TOTAL</b>	<b>1,358</b>	<b>3</b>	<b>82</b>	<b>58</b>	<b>5</b>	<b>10</b>	<b>18</b>	<b>1,052</b>	<b>72</b>	<b>58</b>
<b>FEDERAL</b>	<b>497</b>	<b>1</b>	<b>3</b>	<b>3</b>	<b>3</b>	<b>2</b>	<b>6</b>	<b>406</b>	<b>59</b>	<b>14</b>
<b>ARIZONA</b>										
MARICOPA	3	-	-	1	1	-	-	1	-	-
STATE ATTORNEY GENERAL	4	-	-	-	-	-	-	4	-	-
<b>CALIFORNIA</b>										
ALAMEDA	1	-	-	-	-	-	-	1	-	-
LOS ANGELES	103	-	-	18	-	1	3	81	-	-
ORANGE	10	-	-	-	-	-	-	10	-	-
RIVERSIDE	4	-	-	3	-	-	-	1	-	-
SACRAMENTO	1	-	-	-	-	-	-	1	-	-
SAN BERNARDINO	15	-	-	-	-	-	-	15	-	-
SANTA BARBARA	4	-	-	-	-	-	-	4	-	-
SOLANO	1	-	-	-	-	-	-	1	-	-
VENTURA	4	-	-	2	-	-	-	2	-	-
<b>FLORIDA</b>										
1ST JUDICIAL CIRCUIT (ESCAMBRIA)	4	-	-	-	-	-	-	4	-	-
4TH JUDICIAL CIRCUIT (DUVAL)	11	-	-	-	-	-	-	11	-	-
5TH JUDICIAL CIRCUIT (LAKE/MARION)	5	-	-	-	-	-	-	5	-	-
9TH JUDICIAL CIRCUIT (ORANGE/OSCEOLA)	7	-	-	-	-	-	-	7	-	-
18TH JUDICIAL CIRCUIT (BREVARD/SEMINOLE)	7	-	-	-	-	-	-	7	-	-
19TH JUDICIAL CIRCUIT (SAINT LUCIE)	3	-	-	-	-	-	-	1	2	-
<b>GEORGIA</b>										
BIBB	3	-	-	3	-	-	-	-	-	-
DOUGHERTY	1	-	-	1	-	-	-	-	-	-
<b>ILLINOIS</b>										
CLARK	1	-	-	-	-	-	-	1	-	-
CRAWFORD	5	-	-	-	-	1	-	4	-	-
DEKALB	3	-	-	2	-	-	-	-	-	1
DEWITT	2	-	-	-	-	-	-	2	-	-
HENRY	9	-	-	-	-	-	-	8	-	1
LEE	1	-	-	-	-	-	-	1	-	-
ROCK ISLAND	1	-	-	-	-	1	-	-	-	-
UNION	1	-	-	1	-	-	-	-	-	-
WHITE	2	-	-	2	-	-	-	-	-	-
<b>LOUISIANA</b>										
JEFFERSON	1	-	-	-	-	-	-	1	-	-
<b>MARYLAND</b>										
BALTIMORE	26	-	-	-	-	-	-	3	-	23
BALTIMORE CITY	28	-	-	-	-	-	-	28	-	-
<b>MASSACHUSETTS</b>										
NORFOLK	1	-	-	-	-	-	-	1	-	-
STATE ATTORNEY GENERAL	7	-	-	-	-	-	-	7	-	-



**Table 3**  
**Major Offenses for Which Court-Authorized Intercepts Were Granted**  
**Pursuant to 18 U.S.C. 2519**  
**January 1 Through December 31, 2002 (Continued)**

Reporting Jurisdiction	Total	Bribery	Gambling	Homicide and Assault	Kidnapping	Larceny, Theft, and Robbery	Loansharking, Usury, and Extortion	Narcotics	Racketeering	Other
<b>MISSISSIPPI</b>										
16TH CIRCUIT COURT DISTRICT	1	-	-	-	-	-	-	1	-	-
<b>NEVADA</b>										
CLARK	3	-	-	3	-	-	-	-	-	-
ELKO	1	-	-	1	-	-	-	-	-	-
<b>NEW JERSEY</b>										
BURLINGTON	1	-	-	1	-	-	-	-	-	-
CAMDEN	2	-	-	-	-	-	-	2	-	-
GLOUCESTER	2	-	-	1	-	-	-	1	-	-
HUDSON	6	-	-	-	-	-	-	6	-	-
HUNTERDON	1	-	-	-	-	-	-	-	-	1
MIDDLESEX	32	-	2	-	-	-	-	30	-	-
MORRIS	2	-	-	-	-	-	-	2	-	-
PASSAIC	5	-	-	-	-	-	-	5	-	-
SOMERSET	6	-	-	4	-	-	-	2	-	-
STATE ATTORNEY GENERAL	17	-	-	-	-	2	-	6	6	3
UNION	7	-	-	-	-	-	-	7	-	-
<b>NEW MEXICO</b>										
BERNALILLO	3	-	-	-	-	-	-	1	-	2
<b>NEW YORK</b>										
ALBANY	1	-	-	-	-	-	-	1	-	-
DUTCHESS	4	-	-	3	-	-	-	1	-	-
KINGS	16	-	11	-	-	1	4	-	-	-
MONROE	16	-	-	-	-	-	-	16	-	-
NASSAU	3	-	1	-	-	-	-	2	-	-
NEW YORK	3	2	-	-	-	-	1	-	-	-
NY ORGANIZED CRIME TASK FORCE	7	-	3	-	-	-	1	3	-	-
NYC SPECIAL NARCOTICS BUREAU	163	-	-	-	-	-	-	163	-	-
ORANGE	1	-	-	-	-	-	-	1	-	-
QUEENS	129	-	32	2	-	1	-	89	3	2
RENSSELAER	1	-	-	-	-	-	-	1	-	-
ROCKLAND	8	-	-	-	-	-	-	8	-	-
SCHENECTADY	3	-	3	-	-	-	-	-	-	-
SUFFOLK	36	-	9	1	-	-	3	16	-	7
WESTCHESTER	13	-	9	-	-	1	-	3	-	-
<b>NORTH CAROLINA</b>										
STATE ATTORNEY GENERAL	1	-	-	-	1	-	-	-	-	-
<b>OHIO</b>										
LORAIN	1	-	-	-	-	-	-	1	-	-
<b>OKLAHOMA</b>										
COMANCHE	2	-	-	-	-	-	-	2	-	-
<b>PENNSYLVANIA</b>										
ALLEGHENY	6	-	-	-	-	-	-	6	-	-
BERKS	13	-	7	-	-	-	-	6	-	-
BLAIR	1	-	-	1	-	-	-	-	-	-
CHESTER	10	-	-	2	-	-	-	8	-	-
ELK	1	-	-	-	-	-	-	1	-	-

**Table 3**  
**Major Offenses for Which Court-Authorized Intercepts Were Granted**  
**Pursuant to 18 U.S.C. 2519**  
**January 1 Through December 31, 2002 (Continued)**

Reporting Jurisdiction	Total	Bribery	Gambling	Homicide and Assault	Kidnapping	Larceny, Theft, and Robbery	Loansharking, Usury, and Extortion	Narcotics	Racketeering	Other
<b>PENNSYLVANIA (CONTINUED)</b>										
LANCASTER	3	-	-	-	-	-	-	3	-	-
LEHIGH	1	-	-	-	-	-	-	-	-	1
LUZERNE	2	-	2	-	-	-	-	-	-	-
MONROE	1	-	-	1	-	-	-	-	-	-
MONTGOMERY	17	-	-	1	-	-	-	16	-	-
STATE ATTORNEY GENERAL	24	-	-	-	-	-	-	21	2	1
<b>TEXAS</b>										
BEXAR	1	-	-	-	-	-	-	1	-	-
LAMAR	1	-	-	1	-	-	-	-	-	-
<b>UTAH</b>										
SALT LAKE	4	-	-	-	-	-	-	2	-	2

Note: This table shows the most serious offense for each court-authorized interception.

**Table 4**  
**Summary of Interceptions of Wire, Oral, or Electronic Communications**  
**January 1 Through December 31, 2002\***

Reporting Jurisdiction	Number Authorized	Orders for Which Intercepts Installed	Average Number per Order When Installed**		
			Persons Intercepted	Intercepts	Incrimi- nating Intercepts
<b>TOTAL</b>	<b>1,358</b>	<b>1,273</b>	<b>92</b>	<b>1,708</b>	<b>403</b>
<b>FEDERAL</b>	<b>497</b>	<b>490</b>	<b>94</b>	<b>2,354</b>	<b>413</b>
<b>ARIZONA</b>					
MARICOPA	3	3	80	3,790	1,131
STATE ATTORNEY GENERAL	4	4	61	3,596	141
<b>CALIFORNIA</b>					
ALAMEDA	1	1	120	981	366
LOS ANGELES	103	99	155	847	151
ORANGE	10	10	156	386	96
RIVERSIDE	4	4	339	1,311	165
SACRAMENTO	1	1	387	4,643	772
SAN BERNARDINO	15	15	47	1,268	202
SANTA BARBARA	4	3	330	699	105
SOLANO	1	1	173	1,168	335
VENTURA	4	4	115	4,008	627
<b>FLORIDA</b>					
1ST JUDICIAL CIRCUIT (ESCAMBRIA)	4	4	47	1,452	105
4TH JUDICIAL CIRCUIT (DUVAL)	11	10	47	3,783	397
5TH JUDICIAL CIRCUIT (LAKE/MARION)	5	5	38	887	133
9TH JUDICIAL CIRCUIT (ORANGE/OSCEOLA)	7	7	126	3,278	189
18TH JUDICIAL CIRCUIT (BREVARD/SEMINOLE)	7	7	61	1,166	275
19TH JUDICIAL CIRCUIT (SAINT LUCIE)	3	1	NR	NR	NR
<b>GEORGIA</b>					
BIBB	3	3	23	1,330	345
DOUGHERTY	1	1	3	18	NR
<b>ILLINOIS</b>					
CLARK	1	1	2	2	NR
CRAWFORD	5	NP	NP	NP	NP
DEKALB	3	3	1	3	3
DEWITT	2	2	2	4	2
HENRY	9	9	1	1	1
LEE	1	1	1	1	-
ROCK ISLAND	1	1	-	-	-
UNION	1	NP	NP	NP	NP
WHITE	2	1	1	1	1
<b>LOUISIANA</b>					
JEFFERSON	1	1	4	2	2
<b>MARYLAND</b>					
BALTIMORE	26	25	267	762	62
BALTIMORE CITY	28	24	560	1,787	149

**Table 4**  
**Summary of Interceptions of Wire, Oral, or Electronic Communications**  
**January 1 Through December 31, 2002 (Continued)\***

Reporting Jurisdiction	Number Authorized	Orders for Which Intercepts Installed	Average Number per Order When Installed**		
			Persons Intercepted	Intercepts	Incrimi- nating Intercepts
<b>MASSACHUSETTS</b>					
NORFOLK	1	1	28	650	300
STATE ATTORNEY GENERAL	7	7	37	602	134
<b>MISSISSIPPI</b>					
16TH CIRCUIT COURT DISTRICT	1	1	338	5,464	1,131
<b>NEVADA</b>					
CLARK	3	3	97	839	-
ELKO	1	1	1	1	1
<b>NEW JERSEY</b>					
BURLINGTON	1	1	9	10	-
CAMDEN	2	2	37	1,969	512
GLOUCESTER	2	2	35	2,756	490
HUDSON	6	NP	NP	NP	NP
HUNTERDON	1	1	58	300	156
MIDDLESEX	32	32	139	835	214
MORRIS	2	2	35	1,158	363
PASSAIC	5	NP	NP	NP	NP
SOMERSET	6	3	24	386	77
STATE ATTORNEY GENERAL	17	5	110	424	25
UNION	7	4	9	2,442	1,526
<b>NEW MEXICO</b>					
BERNALILLO	3	2	23	650	50
<b>NEW YORK</b>					
ALBANY	1	1	65	2,141	928
DUTCHESS	4	2	27	1,923	28
KINGS	16	12	180	2,684	455
MONROE	16	16	19	529	85
NASSAU	3	3	66	5,853	4,295
NEW YORK	3	3	74	2,901	976
NY ORGANIZED CRIME TASK FORCE	7	7	155	14,079	7,951
NYC SPECIAL NARCOTICS BUREAU	163	161	31	788	165
ORANGE	1	1	104	14,551	626
QUEENS	129	127	35	1,125	535
RENSSELAER	1	1	38	1,908	113
ROCKLAND	8	8	49	2,668	2,180
SCHENECTADY	3	3	12	2,680	2,342
SUFFOLK	36	35	46	1,882	584
WESTCHESTER	13	13	68	1,329	678
<b>NORTH CAROLINA</b>					
STATE ATTORNEY GENERAL	1	1	2	16	2
<b>OHIO</b>					
LORAIN	1	1	142	5,835	174

**Table 4**  
**Summary of Interceptions of Wire, Oral, or Electronic Communications**  
**January 1 Through December 31, 2002 (Continued)\***

Reporting Jurisdiction	Number Authorized	Orders for Which Intercepts Installed	Average Number per Order When Installed**		
			Persons Intercepted	Intercepts	Incrimi- nating Intercepts
<b>OKLAHOMA</b>					
COMANCHE	2	2	218	1,168	70
<b>PENNSYLVANIA</b>					
ALLEGHENY	6	6	17	429	83
BERKS	13	13	50	1,144	314
BLAIR	1	1	27	165	23
CHESTER	10	9	24	361	100
ELK	1	NP	NP	NP	NP
LANCASTER	3	NP	NP	NP	NP
LEHIGH	1	NP	NP	NP	NP
LUZERNE	2	2	50	2,084	1,279
MONROE	1	NP	NP	NP	NP
MONTGOMERY	17	10	71	789	139
STATE ATTORNEY GENERAL	24	22	89	823	285
<b>TEXAS</b>					
BEXAR	1	1	58	1,227	99
LAMAR	1	1	14	843	2
<b>UTAH</b>					
SALT LAKE	4	3	207	4,447	233

\* NR = Not reported or could not be determined. NP = No prosecutor's report.

\*\* Excludes those reports in which the number of persons intercepted, the number of intercepts, or the number of incriminating intercepts was not reported or could not be determined.

**Table 5**  
**Average Cost per Order**  
**January 1 Through December 31, 2002\***

Reporting Jurisdiction	Authorized Orders for Which Intercepts Installed	Intercept Orders for Which Cost Reported**	Average Cost per Order in \$
<b>TOTAL</b>	<b>1,273</b>	<b>1,193</b>	<b>54,586</b>
<b>FEDERAL</b>	<b>490</b>	<b>486</b>	<b>75,659</b>
<b>ARIZONA</b>			
MARICOPA	3	3	369,564
STATE ATTORNEY GENERAL	4	4	87,353
<b>CALIFORNIA</b>			
ALAMEDA	1	1	111,990
LOS ANGELES	99	96	30,042
ORANGE	10	10	20,430
RIVERSIDE	4	4	20,250
SACRAMENTO	1	1	92,006
SAN BERNARDINO	15	15	29,405
SANTA BARBARA	3	3	10,083
SOLANO	1	1	33,500
VENTURA	4	3	89,397
<b>FLORIDA</b>			
1ST JUDICIAL CIRCUIT (ESCAMBRIA)	4	4	20,225
4TH JUDICIAL CIRCUIT (DUVAL)	10	10	26,400
5TH JUDICIAL CIRCUIT (LAKE/MARION)	5	4	32,570
9TH JUDICIAL CIRCUIT (ORANGE/OSCEOLA)	7	7	167,643
18TH JUDICIAL CIRCUIT (BREVARD/SEMINOLE)	7	7	36,212
19TH JUDICIAL CIRCUIT (SAINT LUCIE)	1	-	-
<b>GEORGIA</b>			
BIBB	3	3	10,000
DOUGHERTY	1	1	900
<b>ILLINOIS</b>			
CLARK	1	1	300
CRAWFORD	NP	NP	NP
DEKALB	3	3	1,500
DEWITT	2	-	-
HENRY	9	9	465
LEE	1	1	810
ROCK ISLAND	1	-	-
UNION	NP	NP	NP
WHITE	1	-	-
<b>LOUISIANA</b>			
JEFFERSON	1	1	242
<b>MARYLAND</b>			
BALTIMORE	25	25	11,770
BALTIMORE CITY	24	24	17,322
<b>MASSACHUSETTS</b>			
NORFOLK	1	1	113,000
STATE ATTORNEY GENERAL	7	7	17,100

**Table 5**  
**Average Cost per Order**  
**January 1 Through December 31, 2002 (Continued)\***

Reporting Jurisdiction	Authorized Orders for Which Intercepts Installed	Intercept Orders for Which Cost Reported**	Average Cost per Order in \$
<b>MISSISSIPPI</b>			
16TH CIRCUIT COURT DISTRICT	1	1	41,503
<b>NEVADA</b>			
CLARK	3	3	23,151
ELKO	1	1	2
<b>NEW JERSEY</b>			
BURLINGTON	1	-	-
CAMDEN	2	2	49,000
GLOUCESTER	2	2	69,456
HUDSON	NP	NP	NP
HUNTERDON	1	1	35,700
MIDDLESEX	32	32	12,137
MORRIS	2	2	110,465
PASSAIC	NP	NP	NP
SOMERSET	3	3	43,075
STATE ATTORNEY GENERAL	5	2	166,541
UNION	4	4	105,000
<b>NEW MEXICO</b>			
BERNALILLO	2	2	6,875
<b>NEW YORK</b>			
ALBANY	1	1	60,000
DUTCHESS	2	2	28,495
KINGS	12	12	26,171
MONROE	16	-	-
NASSAU	3	3	181,662
NEW YORK	3	3	331,623
NY ORGANIZED CRIME TASK FORCE	7	7	886,999
NYC SPECIAL NARCOTICS BUREAU	161	115	8,747
ORANGE	1	1	189,854
QUEENS	127	127	10,227
RENSSELAER	1	1	41,600
ROCKLAND	8	8	75,779
SCHENECTADY	3	3	72,000
SUFFOLK	35	35	53,126
WESTCHESTER	13	13	25,839
<b>NORTH CAROLINA</b>			
STATE ATTORNEY GENERAL	1	1	448
<b>OHIO</b>			
LORAIN	1	1	55,000
<b>OKLAHOMA</b>			
COMANCHE	2	2	118,382
<b>PENNSYLVANIA</b>			
ALLEGHENY	6	6	75,823
BERKS	13	13	32,611
BLAIR	1	1	20,000
CHESTER	9	9	38,232

**Table 5**  
**Average Cost per Order**  
**January 1 Through December 31, 2002 (Continued)\***

Reporting Jurisdiction	Authorized Orders for Which Intercepts Installed	Intercept Orders for Which Cost Reported**	Average Cost per Order in \$
<b>PENNSYLVANIA (CONTINUED)</b>			
ELK	NP	NP	NP
LANCASTER	NP	NP	NP
LEHIGH	NP	NP	NP
LUZERNE	2	2	55,744
MONROE	NP	NP	NP
MONTGOMERY	10	10	50,681
STATE ATTORNEY GENERAL	22	22	88,799
<b>TEXAS</b>			
BEXAR	1	1	38,421
LAMAR	1	1	20,718
<b>UTAH</b>			
SALT LAKE	3	3	24,033

\* NR = Not reported or no response or not available. NP = No prosecutor's report.

\*\* Includes costs for orders for which intercepts were installed but not used.



**Table 6**  
**Types of Surveillance Used, Arrests, and Convictions for Intercepts Installed**  
**January 1 Through December 31, 2002\***

Reporting Jurisdiction	Orders for Which Intercepts Installed	Wire (Incl. Any Type Telephone: Standard, Cell, Mobile)	Oral (Incl. Microphone, Eavesdrop)	Electronic (Incl. Digital Pager, Fax, Computer)	Combination**	Number of Persons	
						Arrested	Convicted***
<b>TOTAL</b>	<b>1,273</b>	<b>1,124</b>	<b>35</b>	<b>59</b>	<b>55</b>	<b>3,060</b>	<b>493</b>
<b>FEDERAL</b>	<b>490</b>	<b>443</b>	<b>14</b>	<b>17</b>	<b>16</b>	<b>1,530</b>	<b>140</b>
<b>ARIZONA</b>							
MARICOPA	3	3	-	-	-	16	-
STATE ATTORNEY GENERAL	4	2	-	-	2	58	8
<b>CALIFORNIA</b>							
ALAMEDA	1	-	-	-	1	-	-
LOS ANGELES	99	98	-	-	1	75	19
ORANGE	10	10	-	-	-	4	-
RIVERSIDE	4	4	-	-	-	7	-
SACRAMENTO	1	1	-	-	-	17	-
SAN BERNARDINO	15	14	-	-	1	48	-
SANTA BARBARA	3	3	-	-	-	24	24
SOLANO	1	1	-	-	-	10	-
VENTURA	4	3	-	-	1	23	-
<b>FLORIDA</b>							
1ST JUDICIAL CIRCUIT (ESCAMBRIA)	4	4	-	-	-	16	-
4TH JUDICIAL CIRCUIT (DUVAL)	10	10	-	-	-	48	-
5TH JUDICIAL CIRCUIT (LAKE/MARION)	5	5	-	-	-	19	1
9TH JUDICIAL CIRCUIT (ORANGE/OSCEOLA)	7	6	1	-	-	4	1
18TH JUDICIAL CIRCUIT (BREVARD/SEMINOLE)	7	7	-	-	-	16	1
19TH JUDICIAL CIRCUIT (SAINT LUCIE)	1	1	-	-	-	-	-
<b>GEORGIA</b>							
BIBB	3	3	-	-	-	-	-
DOUGHERTY	1	-	-	-	1	1	-
<b>ILLINOIS</b>							
CLARK	1	1	-	-	-	-	-
CRAWFORD	NP	-	-	-	-	-	-
DEKALB	3	-	-	-	3	2	-
DEWITT	2	-	2	-	-	3	2
HENRY	9	9	-	-	-	-	-
LEE	1	-	1	-	-	-	-
ROCK ISLAND	1	-	1	-	-	-	-
UNION	NP	-	-	-	-	-	-
WHITE	1	1	-	-	-	1	1
<b>LOUISIANA</b>							
JEFFERSON	1	1	-	-	-	-	-

**Table 6**  
**Types of Surveillance Used, Arrests, and Convictions for Intercepts Installed**  
**January 1 Through December 31, 2002 (Continued)\***

Reporting Jurisdiction	Orders for Which Intercepts Installed	Wire (Incl. Any Type Telephone: Standard, Cell, Mobile)	Oral (Incl. Microphone, Eavesdrop)	Electronic (Incl. Digital Pager, Fax, Computer)	Combination**	Number of Persons	
						Arrested	Convicted***
MARYLAND							
BALTIMORE	25	22	-	2	1	-	-
BALTIMORE CITY	24	20	-	4	-	96	15
MASSACHUSETTS							
NORFOLK	1	-	-	-	1	11	2
STATE ATTORNEY GENERAL	7	6	1	-	-	18	-
MISSISSIPPI							
16TH CIRCUIT COURT DISTRICT	1	1	-	-	-	-	-
NEVADA							
CLARK	3	2	1	-	-	2	-
ELKO	1	-	1	-	-	1	-
NEW JERSEY							
BURLINGTON	1	1	-	-	-	-	-
CAMDEN	2	2	-	-	-	13	-
GLOUCESTER	2	2	-	-	-	-	-
HUDSON	NP	-	-	-	-	-	-
HUNTERDON	1	1	-	-	-	21	-
MIDDLESEX	32	32	-	-	-	291	-
MORRIS	2	1	1	-	-	27	-
PASSAIC	NP	-	-	-	-	-	-
SOMERSET	3	3	-	-	-	23	-
STATE ATTORNEY GENERAL	5	3	2	-	-	10	-
UNION	4	4	-	-	-	15	-
NEW MEXICO							
BERNALILLO	2	2	-	-	-	-	-
NEW YORK							
ALBANY	1	1	-	-	-	11	11
DUTCHESS	2	2	-	-	-	10	5
KINGS	12	5	-	-	7	25	14
MONROE	16	15	-	1	-	-	-
NASSAU	3	3	-	-	-	18	11
NEW YORK	3	-	-	-	3	20	3
NY ORGANIZED CRIME TASK FORCE	7	4	-	-	3	-	-
NYC SPECIAL NARCOTICS BUREAU	161	135	2	24	-	65	20
ORANGE	1	1	-	-	-	-	-
QUEENS	127	109	1	8	9	112	68
RENSSELAER	1	1	-	-	-	3	-
ROCKLAND	8	7	-	-	1	47	31
SCHENECTADY	3	3	-	-	-	21	13
SUFFOLK	35	31	3	1	-	56	16
WESTCHESTER	13	12	1	-	-	4	4

**Table 6**  
**Types of Surveillance Used, Arrests, and Convictions for Intercepts Installed**  
**January 1 Through December 31, 2002 (Continued)\***

Reporting Jurisdiction	Orders for Which Intercepts Installed	Wire (Incl. Any Type Telephone: Standard, Cell, Mobile)	Oral (Incl. Microphone, Eavesdrop)	Electronic (Incl. Digital Pager, Fax, Computer)	Combination**	Number of Persons	
						Arrested	Convicted***
NORTH CAROLINA							
STATE ATTORNEY GENERAL	1	-	1	-	-	1	-
OHIO							
LORAIN	1	1	-	-	-	12	-
OKLAHOMA							
COMANCHE	2	2	-	-	-	9	7
PENNSYLVANIA							
ALLEGHENY	6	6	-	-	-	22	-
BERKS	13	12	-	1	-	42	29
BLAIR	1	1	-	-	-	-	-
CHESTER	9	9	-	-	-	13	1
ELK	NP	-	-	-	-	-	-
LANCASTER	NP	-	-	-	-	-	-
LEHIGH	NP	-	-	-	-	-	-
LUZERNE	2	2	-	-	-	6	5
MONROE	NP	-	-	-	-	-	-
MONTGOMERY	10	5	2	-	3	30	2
STATE ATTORNEY GENERAL	22	20	-	1	1	79	38
TEXAS							
BEXAR	1	1	-	-	-	2	-
LAMAR	1	1	-	-	-	2	1
UTAH							
SALT LAKE	3	3	-	-	-	-	-

\* NR = Not reported. NP = No prosecutor's report.

\*\* Combination refers to the number of installed intercepts for which more than one type of surveillance was used.

\*\*\* Convictions resulting from interceptions often do not occur within the same year in which an intercept was first reported.  
See Tables 8 and 9.

**Table 7**  
**Authorized Intercepts Granted Pursuant to**  
**18 U.S.C. 2519 as Reported in Wiretap Reports**  
**for Calendar Years 1992 - 2002**

Wiretap Report Date	1992	1993	1994	1995	1996	1997	1998	1999	2000	2001	2002
<b>Intercept applications requested</b>	<b>919</b>	<b>976</b>	<b>1,154</b>	<b>1,058</b>	<b>1,150</b>	<b>1,186</b>	<b>1,331</b>	<b>1,350</b>	<b>1,190</b>	<b>1,491</b>	<b>1,359</b>
<b>Intercept applications authorized</b>	<b>919</b>	<b>976</b>	<b>1,154</b>	<b>1,058</b>	<b>1,149</b>	<b>1,186</b>	<b>1,329</b>	<b>1,350</b>	<b>1,190</b>	<b>1,491</b>	<b>1,358</b>
Federal	340	450	554	532	581	569	566	601	479	486	497
State	579	526	600	526	568	617	763	749	711	1,005	861
Avg. days of original authorization	28	28	29	29	28	28	28	27	28	27	29
Number of extensions	646	825	861	834	887	1,028	1,164	1,367	926	1,008	889
Average length of extensions (in days)	30	29	29	29	28	28	27	29	28	29	29
Location of authorized intercepts*											
Personal Residence	441	410	451	428	434	382	436	341	244	206	154
Business	119	124	118	101	101	78	87	59	56	60	37
Portable device	-	-	-	-	-	-	-	-	719	1,007	1,046
Multiple locations	70	92	97	115	149	197	222	287	109	117	85
Not indicated or other*	289	350	488	414	465	529	584	663	62	101	36
Major offense specified:											
Arson, explosives, and weapons	-	-	-	4	-	3	3	8	5	5	-
Bribery	8	1	6	4	10	13	9	42	21	1	3
Extortion (includes usury and loan-sharking)	7	9	8	18	9	24	12	11	10	28	18
Gambling	66	96	86	95	114	98	93	60	49	82	82
Homicide and assault	35	28	19	30	41	31	55	62	72	52	58
Larceny and theft	16	13	18	12	7	22	19	9	15	47	8
Narcotics	634	679	876	732	821	870	955	978	894	1,167	1,052
Robbery and burglary	-	-	6	5	4	5	4	4	4	8	3
Racketeering	90	101	88	98	105	93	153	139	76	70	72
Other or unspecified	63	48	47	60	38	27	28	37	44	31	62
<b>Intercept applications installed**</b>	<b>846</b>	<b>938</b>	<b>1,100</b>	<b>1,024</b>	<b>1,035</b>	<b>1,094</b>	<b>1,245</b>	<b>1,277</b>	<b>1,139</b>	<b>1,405</b>	<b>1,273</b>
Federal	332	444	549	527	574	563	562	595	472	481	490
State	514	494	551	497	461	531	683	682	667	924	783
For intercepts installed:											
Total days in operation	32,430	39,819	44,500	43,179	43,635	48,871	53,411	63,243	47,729	53,574	50,025
Avg. number of persons intercepted	117	100	84	140	192	197	190	195	196	86	92
Average number of intercepted communications***	1,861	1,801	2,139	2,028	1,969	2,081	1,858	1,921	1,769	1,565	1,708
Average number of incriminating intercepted communications***	347	364	373	459	422	418	350	390	402	333	403
Authorizations where costs reported	829	912	1,042	983	1,007	1,029	1,184	1,232	1,080	1,327	1,193
Average cost of intercepts for which costs reported (in dollars)	46,492	57,256	49,478	56,454	61,436	61,176	57,669	57,511	54,829	48,198	54,586
Intercept applications authorized but reported after publication****	48	206	46	82	48	90	118	196	196	166	-
Total authorized by year (reported through December 2002)	967	1,182	1,200	1,140	1,197	1,276	1,447	1,546	1,386	1,657	1,358

\* Starting in 2000, location categories were revised to improve reporting and reduce the number of instances "other" location was reported.

\*\* Installed intercepts include only those intercepts for which reports were received from prosecuting officials.

\*\*\* As of 1998, the average excludes those reports in which the number of persons intercepted, the number of intercepts, or the number of incriminating intercepts was not reported or could not be determined.

\*\*\*\* Some wiretaps terminated in a given year are not reported until a subsequent year because they are part of ongoing investigations.

**Table 8**  
**Summary of Supplementary Reports for Intercepts**  
**Terminated in Calendar Years 1992 Through 2001**  
**(Report as of December 31, 2002)**

Report Year and Jurisdiction	Total Additional Activity During Calendar Year 2002							Number of Persons Convicted
	Number of Reports	Costs in \$	Number of Persons Arrested	Number of Trials	Motions to Suppress Intercepts*			
					G	D	P	
TOTAL ALL YEARS	936	12,262,988	2,458	209	16	140	28	2,616
TOTAL 1992	5	15,650	20	4	-	5	-	7
FEDERAL	4	-	17	3	-	5	-	6
GEORGIA CLAYTON	1	15,650	3	1	-	-	-	1
TOTAL 1993	3	-	-	-	-	-	-	-
FEDERAL	3	-	-	-	-	-	-	-
TOTAL 1994	3	-	30	-	-	1	-	32
FEDERAL	3	-	30	-	-	1	-	32
TOTAL 1995	8	55,168	28	1	1	1	1	23
FEDERAL	7	55,168	27	1	-	-	-	22
ARIZONA MARICOPA	1	-	1	-	1	1	1	1
TOTAL 1996	11	-	11	-	-	-	1	9
FEDERAL	10	-	10	-	-	-	1	9
KANSAS JOHNSON	1	-	1	-	-	-	-	-
TOTAL 1997	30	-	33	42	1	12	1	62
FEDERAL	21	-	14	41	-	11	-	40
ARIZONA MARICOPA	1	-	1	1	1	1	1	1
FLORIDA 2ND JUDICIAL CIRCUIT (LEON)	7	-	18	-	-	-	-	17
NEW JERSEY MORRIS	1	-	-	-	-	-	-	4
TOTAL 1998	68	-	114	26	2	7	2	139
FEDERAL	36	-	84	5	-	4	-	99
ARIZONA MARICOPA	2	-	2	2	2	2	2	2

**Table 8**  
**Summary of Supplementary Reports for Intercepts**  
**Terminated in Calendar Years 1992 Through 2001**  
**(Report as of December 31, 2002) (Continued)**

Report Year and Jurisdiction	Total Additional Activity During Calendar Year 2002							
	Number of Reports	Costs in \$	Number of Persons Arrested	Number of Trials	Motions to Suppress Intercepts*			Number of Persons Convicted
					G	D	P	
1998 (CONTINUED)								
FLORIDA								
2ND JUDICIAL CIRCUIT (LEON)	4	-	10	-	-	-	-	-
18TH JUDICIAL CIRCUIT (BREVARD/SEMINOLE)	2	-	-	-	-	-	-	1
NEW JERSEY								
ESSEX	1	-	-	-	-	-	-	9
NEW YORK								
NASSAU	1	-	-	-	-	-	-	3
QUEENS	1	-	-	-	-	-	-	1
PENNSYLVANIA								
STATE ATTORNEY GENERAL	20	-	17	19	-	1	-	23
UTAH								
SALT LAKE	1	-	1	-	-	-	-	1
TOTAL 1999	130	363,160	216	14	2	13	2	235
FEDERAL	61	363,160	168	12	2	5	1	208
ARIZONA								
MARICOPA	1	-	2	-	-	-	-	2
STATE ATTORNEY GENERAL	1	-	1	-	-	-	-	1
FLORIDA								
2ND JUDICIAL CIRCUIT (LEON)	1	-	5	-	-	-	-	-
MASSACHUSETTS								
STATE ATTORNEY GENERAL	3	-	21	-	-	3	-	10
NEW YORK								
NASSAU	2	-	-	-	-	-	-	7
NEW YORK	60	-	19	-	-	5	1	5
PENNSYLVANIA								
STATE ATTORNEY GENERAL	1	-	-	2	-	-	-	2
TOTAL 2000	232	2,583,301	681	79	3	29	8	793
FEDERAL	167	2,280,506	592	65	1	26	6	652
ARIZONA								
MARICOPA	2	7,150	-	1	1	1	1	1
STATE ATTORNEY GENERAL	2	-	1	-	-	-	-	13
CALIFORNIA								
MARIPOSA	1	-	-	-	-	-	1	-
VENTURA	1	7,150	-	-	-	-	-	-

**Table 8**  
**Summary of Supplementary Reports for Intercepts**  
**Terminated in Calendar Years 1992 Through 2001**  
**(Report as of December 31, 2002) (Continued)**

Report Year and Jurisdiction	Total Additional Activity During Calendar Year 2002							
	Number of Reports	Costs in \$	Number of Persons Arrested	Number of Trials	Motions to Suppress Intercepts*			Number of Persons Convicted
					G	D	P	
2000 (CONTINUED)								
CONNECTICUT								
NEW HAVEN	1	-	-	-	-	-	-	1
FLORIDA								
9TH JUDICIAL CIRCUIT (ORANGE/OSCEOLA)	16	226,442	28	-	1	-	-	21
18TH JUDICIAL CIRCUIT (BREVARD/SEMINOLE)	7	-	-	-	-	-	-	1
IOWA								
STATE ATTORNEY GENERAL	1	-	9	1	-	1	-	9
KANSAS								
JOHNSON	1	-	1	1	-	1	-	1
MARYLAND								
STATE ATTORNEY GENERAL	1	-	-	-	-	-	-	35
NEW JERSEY								
MORRIS	5	-	-	-	-	-	-	10
SALEM	1	62,000	3	-	-	-	-	1
NEW YORK								
BRONX	1	53	-	-	-	-	-	-
NASSAU	1	-	-	-	-	-	-	1
NEW YORK	4	-	7	-	-	-	-	2
QUEENS	1	-	-	-	-	-	-	5
SUFFOLK	11	-	-	1	-	-	-	14
OHIO								
DEFIANCE	1	-	-	-	-	-	-	5
OKLAHOMA								
STATE ATTORNEY GENERAL	1	-	6	6	-	-	-	3
PENNSYLVANIA								
MONTGOMERY	1	-	4	4	-	-	-	4
STATE ATTORNEY GENERAL	3	-	20	-	-	-	-	4
UTAH								
SALT LAKE	2	-	10	-	-	-	-	10
TOTAL 2001	446	9,245,709	1,325	43	7	72	13	1,316
FEDERAL	214	5,415,163	839	26	5	56	5	759
ARIZONA								
MARICOPA	1	-	1	-	1	1	1	1
STATE ATTORNEY GENERAL	7	-	32	-	-	-	-	34

**Table 8**  
**Summary of Supplementary Reports for Intercepts**  
**Terminated in Calendar Years 1992 Through 2001**  
**(Report as of December 31, 2002) (Continued)**

Report Year and Jurisdiction	Total Additional Activity During Calendar Year 2002							
	Number of Reports	Costs in \$	Number of Persons Arrested	Number of Trials	Motions to Suppress Intercepts*			Number of Persons Convicted
					G	D	P	
2001 (CONTINUED)								
CALIFORNIA								
LOS ANGELES	48	315,764	90	2	-	-	-	73
ORANGE	20	543,850	39	-	-	-	-	1
SAN BERNARDINO	8	556,748	5	1	-	-	2	1
SANTA BARBARA	1	116,000	-	-	-	-	-	-
CONNECTICUT								
LITCHFIELD	1	-	-	-	-	-	-	3
FLORIDA								
7TH JUDICIAL CIRCUIT (VOLUSIA)	1	37,000	14	-	-	-	-	14
9TH JUDICIAL CIRCUIT (ORANGE/OSCEOLA)	11	264,419	52	2	-	3	-	19
11TH JUDICIAL CIRCUIT (DADE)	1	-	-	-	-	-	-	2
18TH JUDICIAL CIRCUIT (BREVARD/SEMINOLE)	5	-	-	-	-	-	-	4
GEORGIA								
BIBB	3	-	31	-	-	-	-	23
ILLINOIS								
WHITE	2	-	2	-	1	-	-	1
MARYLAND								
BALTIMORE CITY	3	-	-	3	-	-	-	24
MASSACHUSETTS								
STATE ATTORNEY GENERAL	3	-	8	-	-	-	1	2
NEW JERSEY								
ATLANTIC	1	-	-	-	-	-	-	-
BERGEN	1	-	-	-	-	-	-	2
CAPE MAY	1	-	-	-	-	-	1	10
ESSEX	7	138,167	48	-	-	-	-	-
HUDSON	12	225,000	28	-	-	-	-	-
HUNTERDON	3	-	7	-	-	-	-	2
MERCER	1	-	16	-	-	-	-	14
MIDDLESEX	1	-	-	-	-	-	-	11
MORRIS	6	205,960	-	-	-	-	-	8
NEW YORK								
BRONX	12	1,149,388	7	-	-	-	-	7
NASSAU	2	-	-	-	-	-	-	8
NEW YORK	1	-	2	-	-	-	-	2
NY ORGANIZED CRIME TASK FORCE	2	-	17	-	-	5	-	16
QUEENS	30	273,800	44	-	-	-	2	138
ROCKLAND	2	-	-	-	-	-	-	-
SUFFOLK	3	-	-	-	-	-	-	4
WESTCHESTER	7	-	3	-	-	1	-	14



**Table 8**  
**Summary of Supplementary Reports for Intercepts**  
**Terminated in Calendar Years 1992 Through 2001**  
**(Report as of December 31, 2002) (Continued)**

Report Year and Jurisdiction	Total Additional Activity During Calendar Year 2002							Number of Persons Convicted
	Number of Reports	Costs in \$	Number of Persons Arrested	Number of Trials	Motions to Suppress Intercepts*			
					G	D	P	
2001 (CONTINUED)								
OHIO								
PUTNAM	1	4,450	5	-	-	-	-	21
OKLAHOMA								
OKLAHOMA	1	-	-	-	-	-	-	27
PENNSYLVANIA								
LEHIGH	3	-	-	-	-	-	-	4
MONTGOMERY	1	-	6	-	-	-	-	-
PHILADELPHIA	2	-	-	2	-	3	-	6
STATE ATTORNEY GENERAL	14	-	26	7	-	3	-	43
UTAH								
SALT LAKE	1	-	2	-	-	-	-	2
WISCONSIN								
MILWAUKEE	1	-	-	-	-	-	-	16
RACINE	1	-	1	-	-	-	1	-

\* Motions: G = granted, D = denied, P = pending.

**Table 9**  
**Arrests and Convictions Resulting From Intercepts Installed in**  
**Calendar Years 1992 Through 2002**

Year of Intercepts	Year Reported											Total All Years	
	1992	1993	1994	1995	1996	1997	1998	1999	2000	2001	2002	Number	Percent
<b>1992</b>													
Arrests	2,685	983	326	67	40	22	35	20	-	-	20	4,198	100.0
Convictions	607	895	450	164	50	1	45	22	-	-	7	2,241	53.4
<b>1993</b>													
Arrests	-	2,428	981	390	130	109	70	1	-	1	-	4,110	100.0
Convictions	-	413	912	538	233	179	81	2	-	-	-	2,358	57.4
<b>1994</b>													
Arrests	-	-	2,852	1,165	209	79	86	60	1	1	30	4,483	100.0
Convictions	-	-	772	965	403	191	163	39	2	5	32	2,572	57.4
<b>1995</b>													
Arrests	-	-	-	2,577	1,246	448	425	40	19	14	28	4,797	100.0
Convictions	-	-	-	494	1,112	740	502	33	29	26	23	2,959	61.7
<b>1996</b>													
Arrests	-	-	-	-	2,464	1,069	402	194	25	37	11	4,202	100.0
Convictions	-	-	-	-	502	1,110	423	205	62	59	9	2,370	56.4
<b>1997</b>													
Arrests	-	-	-	-	-	3,086	1,406	493	176	110	33	5,305	100.0
Convictions	-	-	-	-	-	542	1,220	464	169	87	62	2,544	48.0
<b>1998</b>													
Arrests	-	-	-	-	-	-	3,450	1,266	441	337	114	5,608	100.0
Convictions	-	-	-	-	-	-	911	1,214	596	271	139	3,131	55.8
<b>1999</b>													
Arrests	-	-	-	-	-	-	-	4,372	1,600	428	216	6,616	100.0
Convictions	-	-	-	-	-	-	-	654	1,323	515	235	2,727	41.2
<b>2000</b>													
Arrests	-	-	-	-	-	-	-	-	3,411	1,741	681	5,833	100.0
Convictions	-	-	-	-	-	-	-	-	736	1,148	793	2,677	45.9
<b>2001</b>													
Arrests	-	-	-	-	-	-	-	-	-	3,683	1,325	5,008	100.0
Convictions	-	-	-	-	-	-	-	-	-	732	1,316	2,048	40.9
<b>2002</b>													
Arrests	-	-	-	-	-	-	-	-	-	-	3,060	3,060	100.0
Convictions	-	-	-	-	-	-	-	-	-	-	493	493	16.1

TABLE A-1  
UNITED STATES DISTRICT COURTS

CALENDAR YEAR 2002

REPORT BY JUDGES OF COURT-AUTHORIZED INTERCEPTS OF WIRE, ORAL, OR ELECTRONIC COMMUNICATIONS  
PURSUANT TO 18 U.S.C. 2519

A.O. Number	Authorizing Official		Offense Specified	Intercept		Date of Application	Authorized Length		
	Judge	Attorney General <sup>1</sup>		Type <sup>2</sup>	Location <sup>3</sup>		Original Order (Days)	Num-ber of Exten-sions	Total Length (Days)
ALABAMA, NORTHERN									
1	SMITH	KEENEY	NARCOTICS	WC	D	08/26/2002	30	-	30
2	SMITH	MALCOLM	NARCOTICS	WS,WC	H,D	08/26/2002	30	1	60
3	JOHNSON	KEENEY	NARCOTICS	WC	D	10/21/2002	30	-	30
ALASKA									
1	HOLLAND	WARREN	NARCOTICS	WC	D	01/22/2002	30	1	60
2	HOLLAND	MALCOLM	NARCOTICS	WS	B	02/14/2002	30	-	30
3	SINGLETON	SWARTZ	NARCOTICS	WC	D	04/19/2002	30	-	30
4	SINGLETON	KEENEY	NARCOTICS	WC	D	05/17/2002	30	-	30
5	SINGLETON	SWARTZ	NARCOTICS	WC	D	07/09/2002	30	-	30
6	SEDWICK	WARREN	NARCOTICS	WC	D	10/16/2002	30	-	30
ARIZONA									
1	BROWNING	WARREN	NARCOTICS	WC	D	03/15/2002	30	-	30
2	MARQUEZ	WARREN	NARCOTICS	WC	D	04/12/2002	30	-	30
3	MARTONE	WARREN	NARCOTICS	WC	D	05/17/2002	30	-	30
4	MARTONE	KEENEY	NARCOTICS	WC	D	05/21/2002	30	-	30
5	MARQUEZ	WARREN	NARCOTICS	WC	D	06/03/2002	30	-	30
6	MARTONE	MALCOLM	NARCOTICS	WC	D	06/04/2002	30	-	30
7	MARTONE	WARREN	NARCOTICS	WS	H	06/11/2002	30	-	30
10*	MARQUEZ	DIGREGORY	NARCOTICS	WC	D	01/17/2001	30	-	30
11*	BROWNING	KEENEY	SMUGGLING	WS	B	04/02/2001	30	1	60
9**	MARQUEZ	DIGREGORY	NARCOTICS	WC	D	08/31/2000	30	1	60
10**	MARQUEZ	DIGREGORY	NARCOTICS	WC	D	10/06/2000	30	-	30
CALIFORNIA, CENTRAL									
1	MANELLA	SWARTZ	NARCOTICS	WC	D	12/23/2001	30	1	60
2	COOPER	WARREN	KIDNAPPING	WC	D	12/31/2001	30	-	30
3	REAL	WARREN	NARCOTICS	WC	D	02/01/2002	30	-	30
4	HATTER	SWARTZ	KIDNAPPING	WS,WC,EF	H,D	02/13/2002	30	-	30
5	COLLINS	KEENEY	NARCOTICS	WC	D	02/22/2002	30	-	30
6	MANELLA	MALCOLM	NARCOTICS	WC	D	03/05/2002	30	-	30
7	REAL	KEENEY	NARCOTICS	WC	D	03/06/2002	30	-	30

<sup>1</sup> The attorney general or designee authorized the filing of the reported applications under the provisions of 18 U.S.C. 2516.

<sup>2</sup> Type: WS = Standard Telephone (Wire), WC = Cellular or Mobile Telephone (Wire), WO = Other (Wire), OM = Microphone (Oral), OO = Other (Oral), ED = Digital Pager (Electronic), EE = Computer or E-Mail (Electronic), EF = Fax Machine (Electronic), EO = Other (Electronic).

<sup>3</sup> Location: H = Personal Residence, B = Business, A = Public Area, D = Portable Device, O = Other Location, R = Roaming (Relaxed Specification Order), N = Not Specified.

TABLE A-1  
UNITED STATES DISTRICT COURTS

CALENDAR YEAR 2002

REPORT BY PROSECUTORS OF COURT-AUTHORIZED INTERCEPTS OF WIRE, ORAL, OR ELECTRONIC COMMUNICATIONS  
PURSUANT TO 18 U.S.C. 2519

A.O. Number	Number of Days in Oper- ation <sup>4</sup>	Average Inter- cepts per Day	Number of <sup>5</sup>			Costs		Number of					
			Persons Inter- cepted	Intercepts	Incrim- inating Intercepts	Total Cost in \$	Other Than Manpower in \$	Arrests	Trials	Motions to Suppress Intercepts <sup>6</sup>			Persons Convicted
										G	D	P	
ALABAMA, NORTHERN													
1	30	21	42	624	55	62,191	4,463	-	-	-	-	-	-
2	51	37	45	1,880	194	278,509	28,090	-	-	-	-	-	-
3	11	38	2	422	-	18,326	2,000	-	-	-	-	-	-
ALASKA													
1	60	21	35	1,263	154	114,185	21,000	-	-	-	-	-	-
2	30	56	35	1,683	60	RELATED TO NO. 1		-	-	-	-	-	-
3	17	25	10	428	134	51,759	10,000	-	-	-	-	-	-
4	30	47	61	1,422	288	88,217	10,400	-	-	-	-	-	-
5	28	73	81	2,053	518	82,447	9,700	-	-	-	-	-	-
6	23	68	12	1,564	359	19,066	7,000	-	-	-	-	-	-
ARIZONA													
1	NI	-	-	-	-	-	-	-	-	-	-	-	-
2	30	13	16	385	118	RELATED TO NO. 5		RELATED TO NO. 5					
3	9	54	23	490	25	37,190	350	5	-	-	-	-	-
4	NI	-	-	-	-	-	-	-	-	-	-	-	-
5	30	31	24	922	125	89,356	9,100	16	-	-	-	-	-
6	25	52	68	1,298	104	37,229	350	6	-	-	-	-	-
7	10	37	31	368	-	30,640	8,400	-	-	-	-	-	-
10*	30	116	71	3,466	501	37,440	960	-	-	-	-	-	-
11*	60	28	60	1,691	111	310,990	155,360	25	-	-	-	-	-
9**	60	88	71	5,261	2,508	74,606	1,646	-	-	-	-	-	-
10**	30	91	35	2,730	1,293	73,920	960	-	-	-	-	-	-
CALIFORNIA, CENTRAL													
1	55	26	78	1,412	271	182,424	17,600	-	-	-	-	-	-
2	19	5	30	103	-	10,512	6,150	-	-	-	-	-	-
3	15	36	50	542	414	92,370	12,000	2	-	-	-	-	-
4	27	55	159	1,488	47	45,059	7,435	6	-	-	-	-	-
5	30	14	23	406	116	52,323	2,425	-	-	-	-	-	-
6	30	87	208	2,609	351	117,983	42,700	-	-	-	-	-	-
7	15	39	50	591	246	53,165	12,000	6	-	-	-	-	-

<sup>4</sup>NI indicates never installed. I indicates installed but never used.

<sup>5</sup>NR indicates not reported or could not be determined.

<sup>6</sup>Motions: G = Granted, D = Denied, P = Pending.

\* This wiretap was terminated during 2001, but was not reported at that time because it was part of an ongoing investigation.

\*\* This wiretap was terminated during 2000 or earlier, but was not reported at that time because it was part of an ongoing investigation.

TABLE A-1  
UNITED STATES DISTRICT COURTS

CALENDAR YEAR 2002

REPORT BY JUDGES OF COURT-AUTHORIZED INTERCEPTS OF WIRE, ORAL, OR ELECTRONIC COMMUNICATIONS  
PURSUANT TO 18 U.S.C. 2519

A.O. Number	Authorizing Official		Offense Specified	Intercept		Date of Application	Authorized Length		
	Judge	Attorney General <sup>1</sup>		Type <sup>2</sup>	Location <sup>3</sup>		Original Order (Days)	Number of Extensions	Total Length (Days)
CALIFORNIA, CENTRAL (CONTINUED)									
8	PREGERSON	MALCOLM	NARCOTICS	WC	D	03/20/2002	30	-	30
9	BAIRD	KEENEY	NARCOTICS	WC	D	04/11/2002	30	-	30
10	LEW	KEENEY	NARCOTICS	WC	D	04/15/2002	30	1	60
11	COLLINS	MALCOLM	NARCOTICS	WC	D	05/03/2002	30	-	30
12	LEW	KEENEY	NARCOTICS	WC	D	05/03/2002	30	-	30
13	MATZ	WARREN	NARCOTICS	WC	D	05/08/2002	30	2	90
14	COLLINS	MALCOLM	NARCOTICS	WC	D	05/17/2002	30	1	60
15	TEVRIZIAN	WARREN	NARCOTICS	WC	D	05/23/2002	30	2	90
16	LEW	SWARTZ	NARCOTICS	WC	D	06/04/2002	30	-	30
17	MATZ	MALCOLM	NARCOTICS	WC	D	06/12/2002	30	1	60
18	BAIRD	MALCOLM	NARCOTICS	WS	H	06/14/2002	30	-	30
19	LEW	WARREN	NARCOTICS	WC	D	06/19/2002	30	-	30
20	MATZ	MALCOLM	NARCOTICS	WC	D	07/19/2002	30	-	30
21	LEW	WARREN	NARCOTICS	WC	D	07/24/2002	30	-	30
22	TAYLOR	WARREN	NARCOTICS	WC	D	07/26/2002	30	1	60
23	KING	KEENEY	NARCOTICS	WC	D	08/21/2002	30	2	90
24	CARTER	WARREN	NARCOTICS	WC	D	09/06/2002	30	-	30
25	MORROW	MALCOLM	NARCOTICS	WC,ED	D	09/06/2002	30	1	60
26	KING	SWARTZ	EXTORTION	WC,EF	H,D	09/11/2002	30	1	60
27	BAIRD	KEENEY	NARCOTICS	WC	D	09/20/2002	30	-	30
28	TAYLOR	KEENEY	NARCOTICS	WC	D	09/25/2002	30	2	90
29	TAYLOR	KEENEY	NARCOTICS	WC	D	09/25/2002	30	-	30
30	COOPER	KEENEY	NARCOTICS	WC	D	10/17/2002	30	-	30
31	MATZ	KEENEY	NARCOTICS	WC	D	10/22/2002	30	-	30
32	BAIRD	KEENEY	NARCOTICS	WC	D	10/23/2002	30	-	30
33	KING	WARREN	NARCOTICS	WC	D	11/06/2002	30	-	30
36*	MORROW	KEENEY	NARCOTICS	WC	D	08/01/2001	30	-	30
37*	MORROW	WARREN	NARCOTICS	WC	D	09/20/2001	30	1	60
43**	FEESS	DIGREGORY	NARCOTICS	WC	D	02/11/2000	30	1	60
44**	FEESS	WARREN	NARCOTICS	WC	D	03/16/2000	30	-	30

<sup>1</sup> The attorney general or designee authorized the filing of the reported applications under the provisions of 18 U.S.C. 2516.

<sup>2</sup> Type: WS = Standard Telephone (Wire), WC = Cellular or Mobile Telephone (Wire), WO = Other (Wire), OM = Microphone (Oral), OO = Other (Oral), ED = Digital Pager (Electronic), EE = Computer or E-Mail (Electronic), EF = Fax Machine (Electronic), EO = Other (Electronic).

<sup>3</sup> Location: H = Personal Residence, B = Business, A = Public Area, D = Portable Device, O = Other Location, R = Roaming (Relaxed Specification Order), N = Not Specified.

TABLE A-1  
UNITED STATES DISTRICT COURTS

CALENDAR YEAR 2002

REPORT BY PROSECUTORS OF COURT-AUTHORIZED INTERCEPTS OF WIRE, ORAL, OR ELECTRONIC COMMUNICATIONS  
PURSUANT TO 18 U.S.C. 2519

A.O. Number	Number of Days in Oper- ation <sup>4</sup>	Average Inter- cepts per Day	Number of <sup>5</sup>			Costs		Number of					
			Persons Inter- cepted	Intercepts	Incrim- inating Intercepts	Total Cost in \$	Other Than Manpower in \$	Arrests	Trials	Motions to Suppress Intercepts <sup>6</sup>			Persons Con- victed
										G	D	P	
CALIFORNIA, CENTRAL (CONTINUED)													
8	30	4	15	116	10	35,600	600	-	-	-	-	-	-
9	14	58	50	814	294	33,443	6,000	5	-	-	-	-	-
10	60	17	882	1,024	101	70,480	5,200	-	-	-	-	-	-
11	14	80	51	1,123	1,123	1,864	-	-	-	-	-	-	-
12	30	45	34	1,363	192	68,000	7,000	10	-	-	-	-	2
13	90	33	63	3,000	1,300	133,750	23,750	10	-	-	-	-	1
14	60	12	35	715	133	70,169	7,270	-	-	-	-	-	-
15	74	59	174	4,394	666	80,117	9,725	-	-	-	-	-	-
16	30	8	18	237	104	26,840	3,800	-	-	-	-	-	-
17	52	13	64	688	196	298,161	35,300	9	-	-	-	-	-
18	5	-	-	-	-	5,012	2,452	-	-	-	-	-	-
19	30	677	24	20,316	88	RELATED TO NO. 21		RELATED TO NO. 21					
20	30	2	9	67	10	RELATED TO NO. 16		-	-	-	-	-	-
21	30	17	24	516	184	68,200	7,000	3	-	-	-	-	-
22	38	85	114	3,245	416	RELATED TO NO. 28		-	-	-	-	-	-
23	90	25	61	2,268	551	55,249	6,600	23	-	-	-	-	-
24	30	31	25	938	25	RELATED TO NO. 28		-	-	-	-	-	-
25	60	41	36	2,483	381	108,585	14,000	5	-	-	-	-	-
26	59	87	344	5,124	2,470	65,997	9,150	-	-	-	-	-	-
27	30	1	7	23	-	25,012	2,452	-	-	-	-	-	-
28	90	97	187	8,697	754	267,034	4,560	-	-	-	-	-	-
29	30	13	20	404	112	45,100	2,300	-	-	-	-	-	-
30	30	11	23	338	86	27,700	2,500	-	-	-	-	-	-
31	30	31	520	932	235	42,140	4,750	-	-	-	-	-	-
32	21	8	5	171	3	18,244	2,452	-	-	-	-	-	-
33	30	27	75	809	288	18,416	2,200	RELATED TO NO. 23					
36*	30	93	93	2,788	631	RELATED TO NO. 37*		RELATED TO NO. 37*					
37*	60	125	194	7,478	1,215	293,435	7,300	15	-	-	-	-	-
43**	60	17	25	1,036	450	53,974	18,000	15	-	-	-	-	1
44**	30	5	5	162	25	35,897	18,000	RELATED TO NO. 43**					

<sup>4</sup>NI indicates never installed. I indicates installed but never used.

<sup>5</sup>NR indicates not reported or could not be determined.

<sup>6</sup>Motions: G = Granted, D = Denied, P = Pending.

\* This wiretap was terminated during 2001, but was not reported at that time because it was part of an ongoing investigation.

\*\* This wiretap was terminated during 2000 or earlier, but was not reported at that time because it was part of an ongoing investigation.

TABLE A-1  
UNITED STATES DISTRICT COURTS

CALENDAR YEAR 2002

REPORT BY JUDGES OF COURT-AUTHORIZED INTERCEPTS OF WIRE, ORAL, OR ELECTRONIC COMMUNICATIONS  
PURSUANT TO 18 U.S.C. 2519

A.O. Number	Authorizing Official		Offense Specified	Intercept		Date of Application	Authorized Length		
	Judge	Attorney General <sup>1</sup>		Type <sup>2</sup>	Location <sup>3</sup>		Original Order (Days)	Number of Extensions	Total Length (Days)
CALIFORNIA, CENTRAL (CONTINUED)									
45**	FEESS	WARREN	NARCOTICS	WC	D	04/27/2000	30	-	30
46**	COOPER	KEENEY	NARCOTICS	WC	D	05/26/2000	30	-	30
CALIFORNIA, EASTERN									
1	KARLTON	FISHER	NARCOTICS	WC	D	02/08/2002	30	-	30
2	WANGER	WARREN	NARCOTICS	WC	D	03/07/2002	30	-	30
3	WANGER	KEENEY	NARCOTICS	WC	D	03/07/2002	30	-	30
4	WANGER	WARREN	NARCOTICS	WC	D	03/12/2002	30	-	30
5	WANGER	WARREN	NARCOTICS	WC	D	06/05/2002	30	1	60
6	GARCIA	KEENEY	NARCOTICS	WC	D	07/24/2002	30	-	30
7	GARCIA	KEENEY	NARCOTICS	WC	D	10/07/2002	30	-	30
CALIFORNIA, NORTHERN									
1	JENKINS	KEENEY	NARCOTICS	WC	D	01/14/2002	30	1	60
2	WHYTE	WARREN	RACKETEERING	WC	D	02/13/2002	30	-	30
3	HAMILTON	KEENEY	RACKETEERING	WC	D	03/15/2002	30	1	60
4	WHYTE	WARREN	RACKETEERING	WC	D	07/12/2002	30	-	30
5	JENKINS	MALCOLM	MURDER	WC	D	09/26/2002	30	-	30
6	ALSUP	MALCOLM	NARCOTICS	WC	D	10/03/2002	30	1	60
CALIFORNIA, SOUTHERN									
1	HUFF	KEENEY	NARCOTICS	WC	D	01/09/2002	30	1	60
2	HUFF	WARREN	NARCOTICS	WC	D	01/18/2002	30	2	90
3	HUFF	WARREN	NARCOTICS	WS,WC	H,D	02/07/2002	30	-	30
4	HUFF	WARREN	NARCOTICS	WC	D	02/08/2002	30	2	90
5	HUFF	KEENEY	NARCOTICS	WS	H	03/25/2002	30	1	60
6	HUFF	WARREN	NARCOTICS	WC	D	03/28/2002	30	-	30
7	HUFF	KEENEY	NARCOTICS	WC	D	07/12/2002	30	-	30
8	HUFF	MALCOLM	NARCOTICS	WC	D	08/23/2002	30	-	30
9	HUFF	MALCOLM	NARCOTICS	WC	D	09/05/2002	30	-	30
10	HUFF	KEENEY	NARCOTICS	WS,WC	H,D	10/27/2002	30	-	30
17*	HUFF	KEENEY	NARCOTICS	WC	D	03/29/2001	30	1	60
18*	HUFF	KEENEY	RACKETEERING	WS,WC,OM	H,B,D	04/13/2001	30	5	180

<sup>1</sup> The attorney general or designee authorized the filing of the reported applications under the provisions of 18 U.S.C. 2516.

<sup>2</sup> Type: WS = Standard Telephone (Wire), WC = Cellular or Mobile Telephone (Wire), WO = Other (Wire), OM = Microphone (Oral), OO = Other (Oral), ED = Digital Pager (Electronic), EE = Computer or E-Mail (Electronic), EF = Fax Machine (Electronic), EO = Other (Electronic).

<sup>3</sup> Location: H = Personal Residence, B = Business, A = Public Area, D = Portable Device, O = Other Location, R = Roaming (Relaxed Specification Order), N = Not Specified.

TABLE A-1  
UNITED STATES DISTRICT COURTS

CALENDAR YEAR 2002

REPORT BY PROSECUTORS OF COURT-AUTHORIZED INTERCEPTS OF WIRE, ORAL, OR ELECTRONIC COMMUNICATIONS  
PURSUANT TO 18 U.S.C. 2519

A.O. Number	Number of Days in Oper-ation <sup>4</sup>	Average Inter-cepts per Day	Number of <sup>5</sup>			Costs		Number of					
			Persons Inter-cepted	Intercepts	Incrim-inating Intercepts	Total Cost in \$	Other Than Manpower in \$	Arrests	Trials	Motions to Suppress Intercepts <sup>6</sup>			Persons Con- victed
										G	D	P	
CALIFORNIA, CENTRAL (CONTINUED)													
45**	20	2	5	41	-	12,448	3,500	-	-	-	-	-	-
46**	20	2	3	42	5	21,000	1,000	-	-	-	-	-	-
CALIFORNIA, EASTERN													
1	13	54	71	696	138	209,282	53,216	16	-	-	-	-	-
2	21	12	10	259	45	RELATED TO NO. 5		RELATED TO NO. 5					
3	30	61	27	1,831	173	88,110	7,560	-	-	-	-	-	-
4	30	20	18	592	130	RELATED TO NO. 5		RELATED TO NO. 5					
5	39	51	22	2,000	320	457,475	177,000	9	-	-	-	-	-
6	30	144	143	4,316	565	129,850	63,850	-	-	-	-	-	-
7	10	59	81	586	1	8,240	4,640	-	-	-	-	-	-
CALIFORNIA, NORTHERN													
1	60	66	350	3,970	187	86,669	4,350	2	-	-	-	-	-
2	30	16	60	486	113	RELATED TO NO. 4		-	-	-	-	-	-
3	47	26	105	1,206	676	94,513	2,000	3	-	-	-	-	-
4	15	7	11	102	9	81,253	6,000	-	-	-	-	-	-
5	16	67	40	1,068	84	45,089	1,620	-	-	-	-	-	-
6	60	21	90	1,254	150	9,586	5,000	-	-	-	-	-	-
CALIFORNIA, SOUTHERN													
1	60	19	95	1,125	234	57,097	3,073	4	-	-	-	-	-
2	90	147	52	13,269	631	110,024	13,000	14	-	-	-	-	-
3	30	17	117	502	90	58,091	810	6	-	-	-	-	-
4	90	22	94	1,960	339	87,177	6,141	RELATED TO NO. 1					
5	60	41	30	2,473	1,258	38,937	3,217	-	-	-	-	-	-
6	30	92	100	2,756	594	74,920	11,000	10	-	-	-	-	-
7	30	42	57	1,272	617	99,943	1,025	-	-	-	-	-	-
8	30	104	159	3,127	666	128,878	5,000	-	-	-	-	-	-
9	16	25	37	401	131	44,688	575	-	-	-	-	-	-
10	30	75	129	2,261	482	127,192	2,004	-	-	-	-	-	-
17*	46	66	72	3,052	2,055	114,520	1,200	28	-	-	1	-	12
18*	180	145	1,393	26,154	1,227	577,575	12,461	-	-	-	-	-	-

<sup>4</sup>NI indicates never installed. I indicates installed but never used.

<sup>5</sup>NR indicates not reported or could not be determined.

<sup>6</sup>Motions: G = Granted, D = Denied, P = Pending.

\* This wiretap was terminated during 2001, but was not reported at that time because it was part of an ongoing investigation.

\*\* This wiretap was terminated during 2000 or earlier, but was not reported at that time because it was part of an ongoing investigation.



TABLE A-1  
UNITED STATES DISTRICT COURTS

CALENDAR YEAR 2002

REPORT BY JUDGES OF COURT-AUTHORIZED INTERCEPTS OF WIRE, ORAL, OR ELECTRONIC COMMUNICATIONS  
PURSUANT TO 18 U.S.C. 2519

A.O. Number	Authorizing Official		Offense Specified	Intercept		Date of Application	Authorized Length		
	Judge	Attorney General <sup>1</sup>		Type <sup>2</sup>	Location <sup>3</sup>		Original Order (Days)	Num-ber of Exten-sions	Total Length (Days)
CALIFORNIA, SOUTHERN (CONTINUED)									
19*	HUFF	WARREN	NARCOTICS	WC	D	05/10/2001	30	1	60
20*	HUFF	WARREN	NARCOTICS	WC	D	05/24/2001	30	-	30
21*	HUFF	WARREN	NARCOTICS	WC	D	06/07/2001	30	1	60
22*	HUFF	WARLOW	NARCOTICS	WC	D	07/11/2001	30	-	30
23*	HUFF	SWARTZ	NARCOTICS	WS	H	07/24/2001	30	-	30
24*	HUFF	WARLOW	NARCOTICS	WC	D	08/10/2001	30	-	30
COLORADO									
1	KANE	KEENEY	NARCOTICS	WC	D	04/12/2002	30	1	60
2	KANE	KEENEY	NARCOTICS	WC	D	05/15/2002	30	-	30
12**	KESSLER	DIGREGORY	NARCOTICS	WC	D	10/17/2000	30	1	60
CONNECTICUT									
1	COVELLO	KEENEY	NARCOTICS	WS	H	05/08/2002	30	-	30
2	HALL	SWARTZ	NARCOTICS	WC	D	05/14/2002	30	1	60
3	COVELLO	MALCOLM	NARCOTICS	WC	D	05/30/2002	30	-	30
4	UNDERHILL	WARREN	NARCOTICS	WC	D	06/21/2002	30	-	30
5	HALL	MALCOLM	NARCOTICS	WC	D	07/01/2002	30	1	60
6	HALL	MALCOLM	NARCOTICS	WC	D	07/19/2002	30	-	30
7	COVELLO	SWARTZ	NARCOTICS	WC,ED	D	07/31/2002	30	1	60
8	HALL	MALCOLM	NARCOTICS	WC	D	08/01/2002	30	1	60
13*	NEVAS	KEENEY	RACKETEERING	WS,WC,OM	B,D,O	02/18/2001	30	5	180
14*	NEVAS	KEENEY	RACKETEERING	WC	D	03/26/2001	30	4	150
DISTRICT OF COLUMBIA									
1	KOLLAR-KOTELLY	WARREN	NARCOTICS	WC	D	03/14/2002	30	-	30
2	KOLLAR-KOTELLY	STEWART	RACKETEERING	ED	D	04/29/2002	30	-	30
3	KOLLAR-KOTELLY	STEWART	RACKETEERING	ED	D	05/03/2002	30	-	30
4	BATES	MALCOLM	NARCOTICS	WC	D	05/24/2002	30	-	30
13*	ROBERTS	KEENEY	NARCOTICS	WC	D	05/30/2001	30	-	30
14*	KOLLAR-KOTELLY	WARLOW	NARCOTICS	WC	D	07/17/2001	30	1	60
15*	ROBERTS	WARLOW	NARCOTICS	WC	D	07/27/2001	30	-	30
16*	ROBERTS	WARREN	NARCOTICS	WC	D	07/27/2001	30	-	30

<sup>1</sup> The attorney general or designee authorized the filing of the reported applications under the provisions of 18 U.S.C. 2516.

<sup>2</sup> Type: WS = Standard Telephone (Wire), WC = Cellular or Mobile Telephone (Wire), WO = Other (Wire), OM = Microphone (Oral), OO = Other (Oral), ED = Digital Pager (Electronic), EE = Computer or E-Mail (Electronic), EF = Fax Machine (Electronic), EO = Other (Electronic).

<sup>3</sup> Location: H = Personal Residence, B = Business, A = Public Area, D = Portable Device, O = Other Location, R = Roaming (Relaxed Specification Order), N = Not Specified.

TABLE A-1  
UNITED STATES DISTRICT COURTS

CALENDAR YEAR 2002

REPORT BY PROSECUTORS OF COURT-AUTHORIZED INTERCEPTS OF WIRE, ORAL, OR ELECTRONIC COMMUNICATIONS  
PURSUANT TO 18 U.S.C. 2519

A.O. Number	Number of Days in Operation <sup>4</sup>	Average Intercepts per Day	Number of <sup>5</sup>			Costs		Number of					
			Persons Intercepted	Intercepts	Incriminating Intercepts	Total Cost in \$	Other Than Manpower in \$	Arrests	Trials	Motions to Suppress Intercepts <sup>6</sup>			Persons Convicted
										G	D	P	
CALIFORNIA, SOUTHERN (CONTINUED)													
19*	58	9	57	509	136	78,095	1,150	-	-	-	-	-	-
20*	30	-	3	6	4	31,128	2,200	-	-	-	-	-	-
21*	49	11	63	531	249	89,990	1,750	RELATED TO NO. 17*					
22*	17	5	13	81	45	52,431	575	RELATED TO NO. 17*					
23*	30	18	93	533	26	38,231	480	-	-	-	-	-	-
24*	15	4	6	53	3	18,157	1,500	-	-	-	-	-	-
COLORADO													
1	60	24	18	1,436	132	39,000	9,000	9	-	-	-	-	-
2	30	48	17	1,436	133	70,000	10,000	-	-	-	-	-	-
12**	60	40	51	2,371	243	37,980	1,500	-	-	-	-	-	-
CONNECTICUT													
1	10	64	72	640	114	RELATED TO NO. 3		RELATED TO NO. 3					
2	60	136	98	8,189	1,023	233,557	6,735	1	-	-	-	-	-
3	26	29	38	763	203	22,436	1,078	26	-	-	-	-	1
4	5	-	-	-	-	4,659	2,800	-	-	-	-	-	-
5	60	17	36	1,020	378	195,385	2,800	RELATED TO NO. 8					
6	30	59	36	1,771	387	98,008	400	RELATED TO NO. 8					
7	57	56	41	3,205	543	16,775	3,128	7	-	-	-	-	-
8	39	38	51	1,483	110	43,902	3,325	30	-	-	-	-	-
13*	173	85	1,133	14,664	2,304	470,054	87,118	3	-	-	-	-	-
14*	127	14	79	1,749	646	RELATED TO NO. 13*		RELATED TO NO. 13*					
DISTRICT OF COLUMBIA													
1	30	28	93	832	155	10,375	1,000	-	-	-	-	-	-
2	NI	-	-	-	-	-	-	-	-	-	-	-	-
3	30	1	33	33	33	470	-	-	-	-	-	-	-
4	18	136	35	2,449	92	20,069	2,200	-	-	-	-	-	-
13*	30	100	138	2,998	298	20,059	1,000	RELATED TO NO. 16*					
14*	60	117	173	7,015	714	12,591	4,400	-	-	-	-	-	-
15*	30	76	108	2,272	302	28,563	2,000	RELATED TO NO. 16*					
16*	30	164	170	4,916	599	15,599	2,500	19	-	-	-	-	6

<sup>4</sup>NI indicates never installed. I indicates installed but never used.

<sup>5</sup>NR indicates not reported or could not be determined.

<sup>6</sup>Motions: G = Granted, D = Denied, P = Pending.

\* This wiretap was terminated during 2001, but was not reported at that time because it was part of an ongoing investigation.

\*\* This wiretap was terminated during 2000 or earlier, but was not reported at that time because it was part of an ongoing investigation.

**TABLE A-1**  
**UNITED STATES DISTRICT COURTS**

**CALENDAR YEAR 2002**

**REPORT BY JUDGES OF COURT-AUTHORIZED INTERCEPTS OF WIRE, ORAL, OR ELECTRONIC COMMUNICATIONS  
PURSUANT TO 18 U.S.C. 2519**

A.O. Number	Authorizing Official		Offense Specified	Intercept		Date of Application	Authorized Length		
	Judge	Attorney General <sup>1</sup>		Type <sup>2</sup>	Location <sup>3</sup>		Orig-inal Order (Days)	Num-ber of Exten-sions	Total Length (Days)
DISTRICT OF COLUMBIA (CONTINUED)									
17*	KOLLAR-KOTELLY	WARREN	RACKETEERING	WC	D	10/26/2001	30	-	30
18*	KOLLAR-KOTELLY	GALLAGHER	RACKETEERING	ED	D	10/29/2001	30	-	30
FLORIDA, MIDDLE									
1	PRESNELL	CREAM	NARCOTICS	ED	D	06/11/2002	30	-	30
2	WHITTEMORE	MALCOLM	NARCOTICS	WC	D	06/12/2002	30	-	30
3	WHITTEMORE	KEENEY	NARCOTICS	WC	D	07/01/2002	30	-	30
4	CONWAY	KEENEY	NARCOTICS	WC	D	07/26/2002	30	-	30
5	WHITTEMORE	KEENEY	NARCOTICS	WC	D	08/12/2002	30	-	30
6	WHITTEMORE	KEENEY	NARCOTICS	WC	D	09/17/2002	30	-	30
FLORIDA, NORTHERN									
1	COLLIER	MALCOLM	NARCOTICS	WC	D	07/08/2002	30	1	60
2	COLLIER	WARREN	NARCOTICS	WC	D	07/31/2002	30	-	30
3	COLLIER	SWARTZ	NARCOTICS	WC	D	08/23/2002	30	-	30
FLORIDA, SOUTHERN									
1	GOLD	WARREN	THEFT	WC	D	12/21/2001	30	1	60
2	SEITZ	MALCOLM	RACKETEERING	WC	D	01/07/2002	30	-	30
3	SEITZ	WARREN	RACKETEERING	WS	H	01/15/2002	30	1	60
4	JORDAN	KEENEY	NARCOTICS	WC	D	02/05/2002	30	1	60
5	JORDAN	WARREN	NARCOTICS	WC	D	02/12/2002	29	1	59
6	RYSKAMP	KEENEY	NARCOTICS	WC	D	02/13/2002	30	-	30
7	MIDDLEBROOKS	WARREN	NARCOTICS	WC	D	04/02/2002	30	-	30
8	JORDAN	WARREN	NARCOTICS	WC	D	04/09/2002	30	-	30
9	MORENO	WARREN	NARCOTICS	WC	D	04/29/2002	30	-	30
10	GRAHAM	WARREN	NARCOTICS	WC	D	05/31/2002	30	-	30
11	MOORE	WARREN	NARCOTICS	WC	D	06/10/2002	30	-	30
12	HURLEY	WARREN	NARCOTICS	WC	D	06/26/2002	30	-	30
13	PAINE	MALCOLM	FRAUD	EE	B	07/01/2002	30	-	30
14	LENARD	WARREN	NARCOTICS	WS	H	07/08/2002	30	1	60
15	GRAHAM	MALCOLM	NARCOTICS	WC	D	07/16/2002	30	-	30
16	HURLEY	WARREN	NARCOTICS	WC	D	07/19/2002	30	1	60

<sup>1</sup> The attorney general or designee authorized the filing of the reported applications under the provisions of 18 U.S.C. 2516.

<sup>2</sup> Type: WS = Standard Telephone (Wire), WC = Cellular or Mobile Telephone (Wire), WO = Other (Wire), OM = Microphone (Oral), OO = Other (Oral), ED = Digital Pager (Electronic), EE = Computer or E-Mail (Electronic), EF = Fax Machine (Electronic), EO = Other (Electronic).

<sup>3</sup> Location: H = Personal Residence, B = Business, A = Public Area, D = Portable Device, O = Other Location, R = Roving (Relaxed Specification Order), N = Not Specified.

TABLE A-1  
UNITED STATES DISTRICT COURTS

CALENDAR YEAR 2002

REPORT BY PROSECUTORS OF COURT-AUTHORIZED INTERCEPTS OF WIRE, ORAL, OR ELECTRONIC COMMUNICATIONS  
PURSUANT TO 18 U.S.C. 2519

A.O. Number	Number of Days in Oper- ation <sup>4</sup>	Average Inter- cepts per Day	Number of <sup>5</sup>			Costs		Number of					
			Persons Inter- cepted	Intercepts	Incrim- inating Intercepts	Total Cost in \$	Other Than Manpower in \$	Arrests	Trials	Motions to Suppress Intercepts <sup>6</sup>			Persons Con- victed
										G	D	P	
DISTRICT OF COLUMBIA (CONTINUED)													
17*	17	-	-	-	-	2,640	2,200	-	-	-	-	-	-
18*	16	NR	NR	NR	NR	880	-	-	-	-	-	-	-
FLORIDA, MIDDLE													
1	30	NR	NR	NR	NR	1,889	-	-	-	-	-	-	-
2	NI	-	-	-	-	-	-	-	-	-	-	-	-
3	30	163	70	4,892	367	222,880	4,000	-	-	-	-	-	-
4	20	5	7	99	4	21,369	10,363	-	-	-	-	-	-
5	11	140	44	1,541	95	91,460	8,500	-	-	-	-	-	-
6	30	238	151	7,139	528	225,637	6,757	28	-	-	-	-	-
FLORIDA, NORTHERN													
1	48	90	25	4,300	2,100	51,200	1,200	14	2	-	-	-	13
2	12	18	2	221	2	52,300	2,300	RELATED TO NO. 1					
3	6	40	4	240	43	RELATED TO NO. 1		RELATED TO NO. 1					
FLORIDA, SOUTHERN													
1	60	10	18	602	43	76,963	4,407	-	-	-	-	-	-
2	30	45	56	1,348	439	13,162	1,073	13	-	-	-	-	-
3	60	179	187	10,760	9,684	84,982	6,000	12	-	-	-	-	3
4	31	14	16	438	247	44,303	600	3	-	-	-	-	3
5	59	27	NR	1,614	135	58,051	2,100	-	-	-	-	-	-
6	30	41	100	1,220	550	97,528	1,000	12	1	-	-	-	9
7	30	87	30	2,613	619	50,474	4,400	-	-	-	-	-	-
8	30	17	28	497	56	18,222	500	-	-	-	-	-	-
9	30	63	21	1,903	483	20,240	2,000	12	-	-	-	-	2
10	9	34	15	307	230	10,421	-	-	-	-	-	-	-
11	30	18	32	548	30	24,012	2,450	-	-	-	-	-	-
12	30	82	179	2,447	1,145	102,394	1,200	RELATED TO NO. 16					
13	30	9	36	257	35	5,723	500	-	-	-	-	-	-
14	60	46	39	2,782	29	78,400	1,000	-	-	-	-	-	-
15	12	109	20	1,304	978	13,894	-	-	-	-	-	-	-
16	57	64	236	3,622	1,734	195,344	4,400	27	-	-	-	-	-

<sup>4</sup>NI indicates never installed. I indicates installed but never used.

<sup>5</sup>NR indicates not reported or could not be determined.

<sup>6</sup>Motions: G = Granted, D = Denied, P = Pending.

\* This wiretap was terminated during 2001, but was not reported at that time because it was part of an ongoing investigation.

\*\* This wiretap was terminated during 2000 or earlier, but was not reported at that time because it was part of an ongoing investigation.

TABLE A-1  
UNITED STATES DISTRICT COURTS

CALENDAR YEAR 2002

REPORT BY JUDGES OF COURT-AUTHORIZED INTERCEPTS OF WIRE, ORAL, OR ELECTRONIC COMMUNICATIONS  
PURSUANT TO 18 U.S.C. 2519

A.O. Number	Authorizing Official		Offense Specified	Intercept		Date of Application	Authorized Length		
	Judge	Attorney General <sup>1</sup>		Type <sup>2</sup>	Location <sup>3</sup>		Original Order (Days)	Number of Extensions	Total Length (Days)
FLORIDA, SOUTHERN (CONTINUED)									
17	HURLEY	KEENEY	NARCOTICS	WC	D	08/02/2002	30	1	60
18	HUCK	SWARTZ	NARCOTICS	WC	D	08/26/2002	30	-	30
19	GOLD	SWARTZ	NARCOTICS	WC	D	09/24/2002	30	-	30
20	GRAHAM	MALCOLM	NARCOTICS	WC	D	10/03/2002	30	-	30
21	MIDDLEBROOKS	KEENEY	NARCOTICS	WC	D	10/24/2002	30	-	30
22	JORDAN	KEENEY	NARCOTICS	WC	D	11/25/2002	30	-	30
21*	MOORE	WARLOW	NARCOTICS	WC	D	08/15/2001	30	-	30
22*	JORDAN	MALCOLM	NARCOTICS	WC	D	11/08/2001	30	-	30
14**	GOLD	KEENEY	NARCOTICS	WC	D	03/21/2000	30	1	60
GEORGIA, NORTHERN									
1	PANNELL	KEENEY	NARCOTICS	WC	D	01/28/2002	30	-	30
2	CAMP	KEENEY	NARCOTICS	WC	D	02/06/2002	30	-	30
3	CAMP	MALCOLM	NARCOTICS	WC	D	02/28/2002	30	-	30
4	CARNES	KEENEY	NARCOTICS	WC	D	03/15/2002	30	-	30
5	THRASH	SWARTZ	NARCOTICS	WS,WC	H,D	06/27/2002	30	1	60
6	PANNELL	MALCOLM	NARCOTICS	WC	D	08/01/2002	30	-	30
7	PANNELL	MALCOLM	NARCOTICS	WC	D	08/16/2002	30	-	30
HAWAII									
1	MOLLWAY	KEENEY	NARCOTICS	WC	D	12/04/2001	30	-	30
2	MOLLWAY	MALCOLM	NARCOTICS	WC	D	12/14/2001	30	1	60
3	MOLLWAY	KEENEY	NARCOTICS	WC	D	02/27/2002	30	1	60
4	MOLLWAY	KEENEY	NARCOTICS	WC	D	04/05/2002	30	-	30
5	GILLMOR	KEENEY	NARCOTICS	WC	D	11/06/2002	30	-	30
13*	EZRA	BRADY	NARCOTICS	ED	D	02/09/2001	30	-	30
14*	EZRA	WARLOW	NARCOTICS	WS	H	06/12/2001	30	-	30
15*	EZRA	WARREN	NARCOTICS	WC	D	07/27/2001	30	-	30
ILLINOIS, NORTHERN									
1	ASPEN	KEENEY	GAMBLING	WS,WC	B,D	11/26/2001	30	1	60
2	ASPEN	MALCOLM	NARCOTICS	WC	D	12/27/2001	30	-	30
3	ASPEN	KEENEY	NARCOTICS	WC	D	01/22/2002	30	-	30

<sup>1</sup> The attorney general or designee authorized the filing of the reported applications under the provisions of 18 U.S.C. 2516.

<sup>2</sup> Type: WS = Standard Telephone (Wire), WC = Cellular or Mobile Telephone (Wire), WO = Other (Wire), OM = Microphone (Oral), OO = Other (Oral), ED = Digital Pager (Electronic), EE = Computer or E-Mail (Electronic), EF = Fax Machine (Electronic), EO = Other (Electronic).

<sup>3</sup> Location: H = Personal Residence, B = Business, A = Public Area, D = Portable Device, O = Other Location, R = Roving (Relaxed Specification Order), N = Not Specified.

TABLE A-1  
UNITED STATES DISTRICT COURTS

CALENDAR YEAR 2002

REPORT BY PROSECUTORS OF COURT-AUTHORIZED INTERCEPTS OF WIRE, ORAL, OR ELECTRONIC COMMUNICATIONS  
PURSUANT TO 18 U.S.C. 2519

A.O. Number	Number of Days in Oper- ation <sup>4</sup>	Average Inter- cepts per Day	Number of <sup>5</sup>			Costs		Number of					
			Persons Inter- cepted	Intercepts	Incrim- inating Intercepts	Total Cost in \$	Other Than Manpower in \$	Arrests	Trials	Motions to Suppress Intercepts <sup>6</sup>			Persons Convicted
										G	D	P	
FLORIDA, SOUTHERN (CONTINUED)													
17	43	63	108	2,720	1,840	164,444	1,400	RELATED TO NO. 16					
18	30	22	25	650	142	30,000	-	-	-	-	-	-	-
19	30	112	47	3,361	295	71,533	214	-	-	-	-	-	-
20	17	70	20	1,194	896	19,684	-	1	-	-	-	-	-
21	24	86	1,073	2,060	279	28,585	1,900	-	-	-	-	-	-
22	14	50	22	707	11	36,803	1,400	-	-	-	-	-	-
21*	30	24	20	724	211	40,955	196	1	-	-	-	-	1
22*	30	28	20	825	327	33,010	2,200	-	-	-	-	-	-
14**	60	33	51	1,973	321	69,605	8,000	4	-	-	-	-	4
GEORGIA, NORTHERN													
1	29	17	34	500	167	40,400	2,000	-	-	-	-	-	-
2	8	22	48	177	22	RELATED TO NO. 3		RELATED TO NO. 3					
3	23	29	87	664	245	50,580	6,600	2	-	-	-	-	1
4	30	8	6	226	14	150,560	8,000	1	-	-	-	-	-
5	60	105	30	6,271	363	213,200	8,000	5	-	-	-	-	-
6	30	133	20	3,980	111	RELATED TO NO. 7		RELATED TO NO. 7					
7	30	156	15	4,674	422	150,560	8,000	14	-	-	-	-	-
HAWAII													
1	29	52	102	1,516	206	25,832	535	14	-	-	-	-	1
2	60	92	92	5,541	623	52,783	1,235	-	-	-	-	-	-
3	16	22	19	358	50	7,171	1,100	12	-	-	-	-	-
4	10	26	5	264	18	7,235	1,100	3	-	-	-	-	-
5	30	54	88	1,625	295	3,546	-	-	-	-	-	-	-
13*	30	9	NR	277	NR	1,916	-	RELATED TO NO. 15*					
14*	30	99	113	2,979	284	28,429	200	RELATED TO NO. 15*					
15*	30	18	63	554	92	43,119	200	6	1	-	1	-	4
ILLINOIS, NORTHERN													
1	54	77	593	4,164	2,465	11,002	3,480	-	-	-	-	-	-
2	30	39	161	1,179	78	RELATED TO NO. 4		RELATED TO NO. 4					
3	30	189	81	5,676	796	66,730	260	-	-	-	-	-	-

<sup>4</sup>NI indicates never installed. I indicates installed but never used.

<sup>5</sup>NR indicates not reported or could not be determined.

<sup>6</sup>Motions: G = Granted, D = Denied, P = Pending.

\* This wiretap was terminated during 2001, but was not reported at that time because it was part of an ongoing investigation.

\*\* This wiretap was terminated during 2000 or earlier, but was not reported at that time because it was part of an ongoing investigation.

**TABLE A-1**  
**UNITED STATES DISTRICT COURTS**

**CALENDAR YEAR 2002**

**REPORT BY JUDGES OF COURT-AUTHORIZED INTERCEPTS OF WIRE, ORAL, OR ELECTRONIC COMMUNICATIONS  
PURSUANT TO 18 U.S.C. 2519**

A.O. Number	Authorizing Official		Offense Specified	Intercept		Date of Application	Authorized Length		
	Judge	Attorney General <sup>1</sup>		Type <sup>2</sup>	Location <sup>3</sup>		Original Order (Days)	Number of Extensions	Total Length (Days)
ILLINOIS, NORTHERN (CONTINUED)									
4	KOCORAS	MALCOLM	NARCOTICS	WC	D	01/31/2002	30	-	30
5	GETTLEMAN	MALCOLM	NARCOTICS	WC	D	02/01/2002	30	-	30
6	GETTLEMAN	KEENEY	OTHER	WC	D	02/01/2002	30	-	30
7	KOCORAS	MALCOLM	NARCOTICS	WC	D	02/04/2002	30	-	30
8	ASPEN	MALCOLM	NARCOTICS	WC	D	02/26/2002	30	-	30
9	ZAGEL	SWARTZ	NARCOTICS	WC	D	03/01/2002	30	-	30
10	ZAGEL	MALCOLM	NARCOTICS	WC	D	03/01/2002	30	1	60
11	ASPEN	MALCOLM	NARCOTICS	WC	D	04/02/2002	30	1	60
12	KOCORAS	WARREN	NARCOTICS	WC	D	04/11/2002	30	-	30
13	ASPEN	MALCOLM	NARCOTICS	WC	D	05/08/2002	30	-	30
14	ASPEN	KEENEY	NARCOTICS	WC	D	05/14/2002	30	-	30
15	KOCORAS	WARREN	NARCOTICS	WC	D	05/29/2002	30	-	30
16	ASPEN	WARREN	NARCOTICS	WC	D	05/29/2002	30	1	60
17	ASPEN	WARREN	NARCOTICS	WC	D	06/03/2002	30	-	30
18	KOCORAS	WARREN	NARCOTICS	WC	D	06/13/2002	30	1	60
19	BUCKLO	WARREN	NARCOTICS	WC	D	06/14/2002	30	4	150
20	KOCORAS	MALCOLM	NARCOTICS	WC	D	07/09/2002	30	1	60
21	KOCORAS	KEENEY	NARCOTICS	WC	D	07/12/2002	30	3	120
22	KOCORAS	SWARTZ	NARCOTICS	WC	D	07/18/2002	30	-	30
23	KOCORAS	MALCOLM	NARCOTICS	WC	D	07/18/2002	30	2	90
24	KOCORAS	KEENEY	NARCOTICS	WC	D	08/09/2002	30	2	90
25	KOCORAS	WARREN	NARCOTICS	WC	D	08/09/2002	30	2	90
26	KOCORAS	WARREN	NARCOTICS	WC	D	08/12/2002	30	1	60
27	KOCORAS	KEENEY	NARCOTICS	WC	D	08/16/2002	30	-	30
28	HOLDERMAN	MALCOLM	NARCOTICS	WC	D	08/27/2002	30	-	30
29	KOCORAS	KEENEY	NARCOTICS	WC	D	09/06/2002	30	1	60
30	KOCORAS	MALCOLM	NARCOTICS	WC	D	09/13/2002	30	1	60
31	KOCORAS	KEENEY	NARCOTICS	WC,OM	D,O	09/13/2002	30	-	30
32	KOCORAS	MALCOLM	NARCOTICS	WC	D	09/16/2002	30	-	30
33	KOCORAS	MALCOLM	NARCOTICS	WC	D	09/18/2002	30	-	30

<sup>1</sup> The attorney general or designee authorized the filing of the reported applications under the provisions of 18 U.S.C. 2516.

<sup>2</sup> Type: WS = Standard Telephone (Wire), WC = Cellular or Mobile Telephone (Wire), WO = Other (Wire), OM = Microphone (Oral), OO = Other (Oral), ED = Digital Pager (Electronic), EE = Computer or E-Mail (Electronic), EF = Fax Machine (Electronic), EO = Other (Electronic).

<sup>3</sup> Location: H = Personal Residence, B = Business, A = Public Area, D = Portable Device, O = Other Location, R = Roaming (Relaxed Specification Order), N = Not Specified.

TABLE A-1  
UNITED STATES DISTRICT COURTS

CALENDAR YEAR 2002

REPORT BY PROSECUTORS OF COURT-AUTHORIZED INTERCEPTS OF WIRE, ORAL, OR ELECTRONIC COMMUNICATIONS  
PURSUANT TO 18 U.S.C. 2519

A.O. Number	Number of Days in Oper- ation <sup>4</sup>	Average Inter- cepts per Day	Number of <sup>5</sup>			Costs		Number of						
			Persons Inter- cepted	Intercepts	Incrim- inating Intercepts	Total Cost in \$	Other Than Manpower in \$	Arrests	Trials	Motions to Suppress Intercepts <sup>6</sup>			Persons Conv- icted	
										G	D	P		
ILLINOIS, NORTHERN (CONTINUED)														
4	23	30	82	687	136	202,000	7,000	13	-	-	4	-	-	
5	17	8	15	130	12	28,230	1,000	-	-	-	-	-	-	
6	5	38	14	188	14	2,218	305	1	-	-	-	-	-	
7	8	19	7	150	24	6,093	600	-	-	-	-	-	-	
8	30	91	20	2,722	213	33,369	850	-	-	-	-	-	-	
9	30	28	60	849	213	RELATED TO NO. 3		-	-	-	-	-	-	
10	60	28	30	1,695	750	43,697	2,500	-	-	-	-	-	-	
11	60	52	40	3,140	544	63,867	1,700	-	-	-	-	-	-	
12	30	44	9	1,317	111	47,888	2,000	-	-	-	-	-	-	
13	30	51	25	1,529	280	33,195	-	-	-	-	-	-	-	
14	11	18	4	201	10	9,753	2,200	-	-	-	-	-	-	
15	29	13	125	369	142	14,607	800	-	-	-	-	-	-	
16	60	32	83	1,894	388	105,142	1,750	3	-	-	-	-	-	
17	14	45	10	632	62	16,900	2,250	-	-	-	-	-	-	
18	60	25	9	1,492	104	88,852	4,000	-	-	-	-	-	-	
19	136	17	25	2,255	433	483,850	167,550	39	-	-	-	-	-	
20	42	43	35	1,803	151	66,258	1,800	-	-	-	-	-	-	
21	120	19	25	2,253	433	RELATED TO NO. 19		RELATED TO NO. 19						
22	30	16	96	485	160	30,047	5,550	-	-	-	-	-	-	
23	57	31	241	1,771	594	144,318	70,820	-	-	-	-	-	-	
24	90	25	25	2,253	433	RELATED TO NO. 19		RELATED TO NO. 19						
25	90	25	25	2,253	433	RELATED TO NO. 19		RELATED TO NO. 19						
26	60	20	20	1,199	89	67,673	1,750	-	-	-	-	-	-	
27	27	9	50	252	50	RELATED TO NO. 23		-	-	-	-	-	-	
28	NI	-	-	-	-	-	-	-	-	-	-	-	-	
29	60	38	25	2,253	433	RELATED TO NO. 19		RELATED TO NO. 19						
30	60	72	65	4,327	808	168,546	80	-	-	-	-	-	-	
31	I	-	-	-	-	RELATED TO NO. 23		-	-	-	-	-	-	
32	22	11	7	239	56	52,512	2,000	1	-	-	-	-	-	
33	30	27	10	810	54	34,712	1,750	-	-	-	-	-	-	

<sup>4</sup>NI indicates never installed. I indicates installed but never used.

<sup>5</sup>NR indicates not reported or could not be determined.

<sup>6</sup>Motions: G = Granted, D = Denied, P = Pending.

\* This wiretap was terminated during 2001, but was not reported at that time because it was part of an ongoing investigation.

\*\* This wiretap was terminated during 2000 or earlier, but was not reported at that time because it was part of an ongoing investigation.



**TABLE A-1**  
**UNITED STATES DISTRICT COURTS**

**CALENDAR YEAR 2002**

**REPORT BY JUDGES OF COURT-AUTHORIZED INTERCEPTS OF WIRE, ORAL, OR ELECTRONIC COMMUNICATIONS  
PURSUANT TO 18 U.S.C. 2519**

A.O. Number	Authorizing Official		Offense Specified	Intercept		Date of Application	Authorized Length		
	Judge	Attorney General <sup>1</sup>		Type <sup>2</sup>	Location <sup>3</sup>		Original Order (Days)	Number of Extensions	Total Length (Days)
ILLINOIS, NORTHERN (CONTINUED)									
34	KOCORAS	KEENEY	NARCOTICS	WC	D	09/30/2002	30	-	30
35	KOCORAS	WARREN	NARCOTICS	WC	D	10/10/2002	30	-	30
36	KOCORAS	SWARTZ	NARCOTICS	WC	D	10/28/2002	30	-	30
37	KOCORAS	SWARTZ	NARCOTICS	WC	D	11/19/2002	30	-	30
ILLINOIS, SOUTHERN									
1	MURPHY	FISHER	NARCOTICS	WC	D	02/05/2002	30	-	30
2	MURPHY	KEENEY	NARCOTICS	WC	D	02/28/2002	30	3	120
3	MURPHY	MALCOLM	NARCOTICS	WC	D	03/07/2002	30	-	30
INDIANA, NORTHERN									
1	MOODY	FISHER	NARCOTICS	WC	D	06/26/2002	30	-	30
INDIANA, SOUTHERN									
1	YOUNG	WARREN	NARCOTICS	WS,WC	H,D	04/12/2002	30	-	30
2	YOUNG	KEENEY	NARCOTICS	WC	D	05/14/2002	30	-	30
3	MCKINNEY	MALCOLM	NARCOTICS	WC	D	09/10/2002	30	-	30
4	HAMILTON	FISHER	NARCOTICS	WC	D	09/25/2002	30	1	60
5	HAMILTON	KEENEY	NARCOTICS	WC	D	10/18/2002	30	1	60
IOWA, NORTHERN									
1	MELLOY	MALCOLM	RACKETEERING	WS	B	03/21/2002	30	-	30
2	MELLOY	FISHER	RACKETEERING	WC	D	06/08/2002	30	-	30
KANSAS									
1	VANBEBBER	SWARTZ	NARCOTICS	WC	D	07/17/2002	30	-	30
2	VANBEBBER	MALCOLM	NARCOTICS	WC	D	08/27/2002	30	-	30
3	VANBEBBER	KEENEY	NARCOTICS	WC	D	09/19/2002	30	-	30
4	VANBEBBER	MALCOLM	NARCOTICS	OM	H,A	10/02/2002	30	-	30
5	VANBEBBER	WARREN	NARCOTICS	WC	D	10/10/2002	30	-	30
KENTUCKY, EASTERN									
1	COFFMAN	WARREN	NARCOTICS	WC	D	07/25/2002	30	1	60
KENTUCKY, WESTERN									
1	HEYBURN	KEENEY	NARCOTICS	WC	D	09/13/2002	30	2	90
2	HEYBURN	MALCOLM	NARCOTICS	WC	D	10/08/2002	30	-	30

<sup>1</sup> The attorney general or designee authorized the filing of the reported applications under the provisions of 18 U.S.C. 2516.

<sup>2</sup> Type: WS = Standard Telephone (Wire), WC = Cellular or Mobile Telephone (Wire), WO = Other (Wire), OM = Microphone (Oral), OO = Other (Oral), ED = Digital Pager (Electronic), EE = Computer or E-Mail (Electronic), EF = Fax Machine (Electronic), EO = Other (Electronic).

<sup>3</sup> Location: H = Personal Residence, B = Business, A = Public Area, D = Portable Device, O = Other Location, R = Roaming (Relaxed Specification Order), N = Not Specified.

TABLE A-1  
UNITED STATES DISTRICT COURTS

CALENDAR YEAR 2002

REPORT BY PROSECUTORS OF COURT-AUTHORIZED INTERCEPTS OF WIRE, ORAL, OR ELECTRONIC COMMUNICATIONS  
PURSUANT TO 18 U.S.C. 2519

A.O. Number	Number of Days in Oper- ation <sup>4</sup>	Average Inter- cepts per Day	Number of <sup>5</sup>			Costs		Number of						
			Persons Inter- cepted	Intercepts	Incrim- inating Intercepts	Total Cost in \$	Other Than Manpower in \$	Arrests	Trials	Motions to Suppress Intercepts <sup>6</sup>			Persons Con- victed	
										G	D	P		
ILLINOIS, NORTHERN (CONTINUED)														
34	30	4	62	111	20	RELATED TO NO. 36		-	-	-	-	-	-	
35	30	75	25	2,253	432	RELATED TO NO. 19		RELATED TO NO. 19						
36	18	10	118	172	13	23,220	1,650	-	-	-	-	-	-	
37	20	164	69	3,271	296	84,779	60	-	-	-	-	-	-	
ILLINOIS, SOUTHERN														
1	30	14	48	423	312	47,575	-	RELATED TO NO. 2						
2	116	55	236	6,352	2,540	190,300	-	28	-	-	-	-	-	
3	30	17	54	512	296	RELATED TO NO. 2		RELATED TO NO. 2						
INDIANA, NORTHERN														
1	26	127	87	3,304	290	68,637	1,745	1	-	-	-	-	-	
INDIANA, SOUTHERN														
1	30	27	30	822	80	RELATED TO NO. 2		RELATED TO NO. 2						
2	30	47	53	1,423	139	6,000	1,200	20	-	-	-	-	-	
3	30	32	49	951	159	50,000	25,000	-	-	-	-	-	-	
4	43	48	368	2,074	328	RELATED TO NO. 5		RELATED TO NO. 5						
5	50	182	368	9,076	1,662	581,359	126,180	20	-	-	-	-	-	
IOWA, NORTHERN														
1	29	34	26	980	918	27,796	175	-	-	-	-	-	-	
2	29	7	22	201	139	20,117	175	-	-	-	-	-	-	
KANSAS														
1	24	44	60	1,055	560	12,153	4,572	-	-	-	-	-	-	
2	21	27	32	562	241	8,380	799	-	-	-	-	-	-	
3	30	39	129	1,174	229	43,086	1,837	-	-	-	-	-	-	
4	19	125	250	2,372	1,444	39,929	1,200	-	-	-	-	-	-	
5	28	29	70	808	213	59,350	25,800	1	-	-	-	-	-	
KENTUCKY, EASTERN														
1	60	88	45	5,299	633	256,626	144,309	-	-	-	-	-	-	
KENTUCKY, WESTERN														
1	72	7	55	529	231	64,568	11,000	2	-	-	-	-	-	
2	28	25	15	687	58	80,000	65,000	5	-	-	-	-	-	

<sup>4</sup>NI indicates never installed. I indicates installed but never used.

<sup>5</sup>NR indicates not reported or could not be determined.

<sup>6</sup>Motions: G = Granted, D = Denied, P = Pending.

\* This wiretap was terminated during 2001, but was not reported at that time because it was part of an ongoing investigation.

\*\* This wiretap was terminated during 2000 or earlier, but was not reported at that time because it was part of an ongoing investigation.

TABLE A-1  
UNITED STATES DISTRICT COURTS

CALENDAR YEAR 2002

REPORT BY JUDGES OF COURT-AUTHORIZED INTERCEPTS OF WIRE, ORAL, OR ELECTRONIC COMMUNICATIONS  
PURSUANT TO 18 U.S.C. 2519

A.O. Number	Authorizing Official		Offense Specified	Intercept		Date of Application	Authorized Length		
	Judge	Attorney General <sup>1</sup>		Type <sup>2</sup>	Location <sup>3</sup>		Original Order (Days)	Number of Extensions	Total Length (Days)
LOUISIANA, EASTERN									
1	MCNAMARA	KEENEY	CORRUPTION	WC,EF	H,B,D	08/27/2001	30	7	240
2	MCNAMARA	MALCOLM	CORRUPTION	WS,OM	B	12/31/2001	30	2	90
3	MCNAMARA	KEENEY	CORRUPTION	WC	D	01/31/2002	30	2	90
4	MCNAMARA	KEENEY	CORRUPTION	WS,OM	H,B	03/01/2002	30	1	60
5	MCNAMARA	MALCOLM	NARCOTICS	WC	D	03/20/2002	30	-	30
6	FALLON	KEENEY	NARCOTICS	WC	D	04/12/2002	30	2	90
7	DAVIS	KEENEY	EXTORTION	WC	D	04/17/2002	30	-	30
8	MCNAMARA	MALCOLM	NARCOTICS	WC	D	04/25/2002	30	-	30
9	FELDMAN	KEENEY	NARCOTICS	WC	D	07/03/2002	30	1	60
10	AFRICK	WARREN	NARCOTICS	WC	D	07/23/2002	30	-	30
11	AFRICK	KEENEY	NARCOTICS	WC	D	08/09/2002	30	1	60
12	BERRIGAN	MALCOLM	NARCOTICS	WC	D	08/13/2002	30	-	30
13	AFRICK	MALCOLM	NARCOTICS	WS	H	10/17/2002	30	-	30
LOUISIANA, MIDDLE									
1	POLOZOLA	KEENEY	NARCOTICS	WS	H	01/14/2002	30	-	30
2	POLOZOLA	WARREN	NARCOTICS	WC	D	02/28/2002	30	1	60
3	POLOZOLA	FISHER	NARCOTICS	WS	H	06/12/2002	30	-	30
LOUISIANA, WESTERN									
1	WALTER	MALCOLM	NARCOTICS	WS	H	06/04/2002	30	-	30
2	WALTER	MALCOLM	NARCOTICS	WS	H	07/16/2002	30	-	30
MARYLAND									
1	CHASANOW	MALCOLM	NARCOTICS	WS,WC	H,D	02/06/2002	30	-	30
MASSACHUSETTS									
1	STEARNS	SWARTZ	NARCOTICS	WC	D	02/28/2002	30	-	30
2	STEARNS	WARREN	NARCOTICS	WC	D	03/19/2002	30	-	30
3	STEARNS	KEENEY	NARCOTICS	WC	D	03/31/2002	30	-	30
4	YOUNG	MALCOLM	NARCOTICS	WC	D	06/17/2002	30	1	52
5	YOUNG	WARREN	NARCOTICS	WC	D	07/08/2002	30	-	30
6	FREEDMAN	LEVCHUK	RACKETEERING	ED	D	07/16/2002	30	-	30
7	KEETON	MALCOLM	RACKETEERING	WS,WC	B,D	09/19/2002	30	-	30

<sup>1</sup> The attorney general or designee authorized the filing of the reported applications under the provisions of 18 U.S.C. 2516.

<sup>2</sup> Type: WS = Standard Telephone (Wire), WC = Cellular or Mobile Telephone (Wire), WO = Other (Wire), OM = Microphone (Oral), OO = Other (Oral), ED = Digital Pager (Electronic), EE = Computer or E-Mail (Electronic), EF = Fax Machine (Electronic), EO = Other (Electronic).

<sup>3</sup> Location: H = Personal Residence, B = Business, A = Public Area, D = Portable Device, O = Other Location, R = Roving (Relaxed Specification Order), N = Not Specified.

TABLE A-1  
UNITED STATES DISTRICT COURTS

CALENDAR YEAR 2002

REPORT BY PROSECUTORS OF COURT-AUTHORIZED INTERCEPTS OF WIRE, ORAL, OR ELECTRONIC COMMUNICATIONS  
PURSUANT TO 18 U.S.C. 2519

A.O. Number	Number of Days in Oper- ation <sup>4</sup>	Average Inter- cepts per Day	Number of <sup>5</sup>			Costs		Number of					
			Persons Inter- cepted	Intercepts	Incrim- inating Intercepts	Total Cost in \$	Other Than Manpower in \$	Arrests	Trials	Motions to Suppress Intercepts <sup>6</sup>			Persons Convicted
										G	D	P	
LOUISIANA, EASTERN													
1	240	365	4,316	87,589	4,056	1,121,928	16,300	2	-	-	-	1	1
2	89	216	108	19,204	1,360	499,132	4,497	-	-	-	-	-	-
3	89	142	79	12,639	851	352,146	4,230	-	-	-	-	-	-
4	60	180	74	10,819	445	210,382	3,470	-	-	-	-	-	-
5	30	15	75	450	33	1,763	700	6	-	-	-	-	-
6	83	34	34	2,782	774	93,870	2,850	-	-	-	-	-	-
7	30	44	47	1,321	121	58,579	1,475	-	-	-	-	-	-
8	30	29	58	866	162	1,310	250	-	-	-	-	-	-
9	41	82	32	3,361	419	60,843	31,755	13	-	-	-	-	-
10	30	291	19	8,731	668	82,351	25,747	3	-	-	-	-	-
11	42	138	44	5,806	1,160	2,010	500	-	-	-	-	-	-
12	30	157	84	4,704	455	33,192	2,950	15	-	-	-	-	-
13	30	96	5	2,865	103	112,815	51,494	1	-	-	-	-	-
LOUISIANA, MIDDLE													
1	30	271	293	8,127	62	15,440	3,798	-	-	-	-	-	-
2	60	51	133	3,052	487	4,350	500	-	-	-	-	-	-
3	30	68	120	2,044	159	2,976	500	-	-	-	-	-	-
LOUISIANA, WESTERN													
1	30	68	75	2,037	317	68,499	760	-	-	-	-	-	-
2	30	136	148	4,094	379	92,762	1,550	-	-	-	-	-	-
MARYLAND													
1	29	86	144	2,482	175	67,545	7,277	-	-	-	-	-	-
MASSACHUSETTS													
1	22	19	20	410	300	RELATED TO NO. 2		RELATED TO NO. 2					
2	16	69	40	1,105	1,090	328,483	18,005	40	-	-	-	-	-
3	4	112	40	448	440	RELATED TO NO. 2		RELATED TO NO. 2					
4	52	117	122	6,078	1,807	114,534	3,500	RELATED TO NO. 5					
5	30	29	38	874	344	45,790	1,500	24	-	-	-	-	-
6	30	27	159	810	400	6,142	500	-	-	-	-	-	-
7	24	25	60	600	63	40,806	2,555	-	-	-	-	-	-

<sup>4</sup>NI indicates never installed. I indicates installed but never used.

<sup>5</sup>NR indicates not reported or could not be determined.

<sup>6</sup>Motions: G = Granted, D = Denied, P = Pending.

\* This wiretap was terminated during 2001, but was not reported at that time because it was part of an ongoing investigation.

\*\* This wiretap was terminated during 2000 or earlier, but was not reported at that time because it was part of an ongoing investigation.

TABLE A-1  
UNITED STATES DISTRICT COURTS

CALENDAR YEAR 2002

REPORT BY JUDGES OF COURT-AUTHORIZED INTERCEPTS OF WIRE, ORAL, OR ELECTRONIC COMMUNICATIONS  
PURSUANT TO 18 U.S.C. 2519

A.O. Number	Authorizing Official		Offense Specified	Intercept		Date of Application	Authorized Length		
	Judge	Attorney General <sup>1</sup>		Type <sup>2</sup>	Location <sup>3</sup>		Original Order (Days)	Number of Extensions	Total Length (Days)
MICHIGAN, EASTERN									
1	DUGGAN	KEENEY	NARCOTICS	WC	D	12/21/2001	30	1	60
2	O'MEARA	KEENEY	NARCOTICS	EE	H	04/27/2002	30	1	60
3	COHN	SWARTZ	CONSPIRACY	WC	D	05/17/2002	30	1	60
4	O'MEARA	MALCOLM	NARCOTICS	EE	H	06/01/2002	30	1	60
5	GADOLA	FISHER	NARCOTICS	WC	D	06/04/2002	30	-	30
6	COHN	SWARTZ	NARCOTICS	WC	D	07/01/2002	30	-	30
7	CLELAND	MALCOLM	RACKETEERING	WC	D	09/10/2002	30	-	30
MINNESOTA									
1	KYLE	SWARTZ	GAMBLING	WC	D	12/28/2001	30	-	30
MISSISSIPPI, NORTHERN									
1	MILLS	WARREN	NARCOTICS	WC	D	04/05/2002	30	1	60
1*	BIGGERS	KEENEY	NARCOTICS	WC	D	04/13/2001	30	1	60
2*	BIGGERS	KEENEY	NARCOTICS	WS,WC	H,D	06/01/2001	30	2	90
3*	BIGGERS	KEENEY	NARCOTICS	WS	H	09/17/2001	30	1	60
4*	BIGGERS	KEENEY	NARCOTICS	WC	D	09/17/2001	30	-	30
MISSOURI, EASTERN									
1	SIPPEL	FISHER	NARCOTICS	WC	D	01/29/2002	30	1	60
2	SIPPEL	FISHER	NARCOTICS	WC	D	02/01/2002	30	-	30
3	LIMBAUGH	WARREN	NARCOTICS	WC	D	02/12/2002	30	-	30
4	STOHR	MALCOLM	NARCOTICS	WC	D	03/04/2002	30	-	30
5	STOHR	KEENEY	NARCOTICS	WC	D	03/15/2002	30	1	60
6	STOHR	KEENEY	NARCOTICS	WC	D	03/20/2002	30	1	60
7	SIPPEL	MALCOLM	NARCOTICS	WC	D	04/12/2002	30	-	30
8	LIMBAUGH	WARREN	NARCOTICS	WC	D	04/30/2002	30	1	60
9	WEBBER	WARREN	NARCOTICS	WC	D	05/03/2002	30	2	90
10	STOHR	SWARTZ	NARCOTICS	WC	D	06/06/2002	30	-	30
11	LIMBAUGH	MALCOLM	NARCOTICS	WC	D	06/19/2002	30	1	60
12	SIPPEL	KEENEY	NARCOTICS	WC	D	07/26/2002	30	-	30
13	WEBBER	MALCOLM	NARCOTICS	WC	D	08/01/2002	30	-	30
14	SIPPEL	MALCOLM	NARCOTICS	WC	D	08/15/2002	30	-	30

<sup>1</sup> The attorney general or designee authorized the filing of the reported applications under the provisions of 18 U.S.C. 2516.

<sup>2</sup> Type: WS = Standard Telephone (Wire), WC = Cellular or Mobile Telephone (Wire), WO = Other (Wire), OM = Microphone (Oral), OO = Other (Oral), ED = Digital Pager (Electronic), EE = Computer or E-Mail (Electronic), EF = Fax Machine (Electronic), EO = Other (Electronic).

<sup>3</sup> Location: H = Personal Residence, B = Business, A = Public Area, D = Portable Device, O = Other Location, R = Roving (Relaxed Specification Order), N = Not Specified.

TABLE A-1  
UNITED STATES DISTRICT COURTS

CALENDAR YEAR 2002

REPORT BY PROSECUTORS OF COURT-AUTHORIZED INTERCEPTS OF WIRE, ORAL, OR ELECTRONIC COMMUNICATIONS  
PURSUANT TO 18 U.S.C. 2519

A.O. Number	Number of Days in Operation <sup>4</sup>	Average Intercepts per Day	Number of <sup>5</sup>			Costs		Number of					
			Persons Intercepted	Intercepts	Incriminating Intercepts	Total Cost in \$	Other Than Manpower in \$	Arrests	Trials	Motions to Suppress Intercepts <sup>6</sup>			Persons Convicted
										G	D	P	
MICHIGAN, EASTERN													
1	47	42	87	1,955	196	37,646	1,050	9	-	-	-	-	9
2	60	2	15	119	107	RELATED TO NO. 4		RELATED TO NO. 4					
3	60	208	150	12,473	669	72,866	1,200	11	-	-	-	-	-
4	60	7	114	399	134	18,980	1,500	8	-	-	-	-	-
5	28	64	126	1,786	47	47,500	2,500	1	-	-	-	-	1
6	30	130	139	3,897	223	28,779	600	14	-	-	-	-	4
7	30	41	34	1,231	431	44,298	1,050	-	-	-	-	-	-
MINNESOTA													
1	30	30	104	908	623	59,508	2,800	-	-	-	-	-	-
MISSISSIPPI, NORTHERN													
1	34	59	50	2,001	190	189,040	34,000	4	-	-	-	-	-
1*	60	34	150	2,022	93	113,328	1,950	RELATED TO NO. 3*					
2*	89	48	284	4,288	500	159,899	20,590	RELATED TO NO. 3*					
3*	60	33	82	1,985	120	99,966	17,860	27	1	-	-	-	9
4*	7	3	6	20	2	9,897	88	RELATED TO NO. 3*					
MISSOURI, EASTERN													
1	50	118	1,397	5,898	716	234,481	2,500	-	-	-	-	-	-
2	22	134	134	2,959	345	RELATED TO NO. 1		-	-	-	-	-	-
3	29	74	150	2,133	411	32,213	88	18	-	-	-	-	-
4	29	117	709	3,401	191	RELATED TO NO. 1		-	-	-	-	-	-
5	50	25	39	1,273	320	79,030	-	8	-	-	-	-	-
6	60	37	48	2,200	250	60,000	-	RELATED TO NO. 11					
7	28	101	441	2,817	254	RELATED TO NO. 1		-	-	-	-	-	-
8	42	114	216	4,785	916	RELATED TO NO. 3		RELATED TO NO. 3					
9	90	6	24	500	70	30,000	-	8	-	-	-	-	-
10	15	49	34	729	231	24,735	-	RELATED TO NO. 5					
11	60	10	43	600	82	45,000	-	8	-	-	-	-	-
12	I	-	-	-	-	3,436	3,000	-	-	-	-	-	-
13	29	17	50	500	150	30,000	-	RELATED TO NO. 11					
14	14	243	246	3,401	278	10,890	6,000	-	-	-	-	-	-

<sup>4</sup>NI indicates never installed. I indicates installed but never used.

<sup>5</sup>NR indicates not reported or could not be determined.

<sup>6</sup>Motions: G = Granted, D = Denied, P = Pending.

\* This wiretap was terminated during 2001, but was not reported at that time because it was part of an ongoing investigation.

\*\* This wiretap was terminated during 2000 or earlier, but was not reported at that time because it was part of an ongoing investigation.

**TABLE A-1**  
**UNITED STATES DISTRICT COURTS**

**CALENDAR YEAR 2002**

**REPORT BY JUDGES OF COURT-AUTHORIZED INTERCEPTS OF WIRE, ORAL, OR ELECTRONIC COMMUNICATIONS  
PURSUANT TO 18 U.S.C. 2519**

A.O. Number	Authorizing Official		Offense Specified	Intercept		Date of Application	Authorized Length		
	Judge	Attorney General <sup>1</sup>		Type <sup>2</sup>	Location <sup>3</sup>		Original Order (Days)	Number of Extensions	Total Length (Days)
MISSOURI, EASTERN (CONTINUED)									
15	SIPPEL	KEENEY	NARCOTICS	WC	D	08/29/2002	30	1	60
6**	SIPPEL	WARREN	NARCOTICS	WC	D	04/04/2000	30	-	30
7**	SIPPEL	WARREN	NARCOTICS	WC	D	04/27/2000	30	-	30
MISSOURI, WESTERN									
1	WHIPPLE	MALCOLM	NARCOTICS	WC	D	10/31/2001	30	1	60
NEVADA									
1	PRO	KEENEY	RACKETEERING	WS,WC	B,D	06/20/2001	30	11	360
2	PRO	SWARTZ	RACKETEERING	WS,WC	H,D	07/27/2001	30	10	330
3	GEORGE	KEENEY	RACKETEERING	OM	R	10/22/2001	30	3	120
4	MAHAN	KEENEY	NARCOTICS	WC	D	03/01/2002	30	1	60
5	MAHAN	WARREN	NARCOTICS	WC	D	04/09/2002	30	1	60
6	PRO	KEENEY	NARCOTICS	WC	D	04/18/2002	30	1	60
7	PRO	KEENEY	NARCOTICS	WC	D	05/07/2002	30	1	60
8	MAHAN	SWARTZ	NARCOTICS	WC	D	05/22/2002	30	1	60
9	PRO	KEENEY	RACKETEERING	WC	D	07/22/2002	30	4	150
10	DAWSON	SWARTZ	EXTORTION	WC	D	08/28/2002	30	2	90
NEW JERSEY									
1	BISSELL	WARREN	CONSPIRACY	OM	B	11/05/2001	30	2	90
2	GREENAWAY	KEENEY	NARCOTICS	WC	D	02/14/2002	30	1	60
3	GREENAWAY	SWARTZ	NARCOTICS	WC	D	02/19/2002	30	2	90
4	COOPER	MALCOLM	NARCOTICS	WC	D	03/01/2002	30	1	60
5	GREENAWAY	WARREN	NARCOTICS	WC	D	03/12/2002	30	-	30
6	PISANO	WARREN	THEFT	EF	B	03/14/2002	30	1	60
7	GREENAWAY	MALCOLM	NARCOTICS	WC	D	03/20/2002	30	1	60
8	BISSELL	KEENEY	RACKETEERING	OM	B	03/28/2002	30	-	30
9	COOPER	KEENEY	NARCOTICS	WC	D	03/28/2002	30	1	60
10	GREENAWAY	SWARTZ	NARCOTICS	WC	D	04/10/2002	30	1	60
11	GREENAWAY	SWARTZ	NARCOTICS	WC	D	05/07/2002	30	-	30
12	IRENAS	KEENEY	NARCOTICS	WC	D	07/09/2002	30	1	60
13	BISSELL	WARREN	NARCOTICS	WC	D	11/05/2002	30	-	30

<sup>1</sup> The attorney general or designee authorized the filing of the reported applications under the provisions of 18 U.S.C. 2516.

<sup>2</sup> Type: WS = Standard Telephone (Wire), WC = Cellular or Mobile Telephone (Wire), WO = Other (Wire), OM = Microphone (Oral), OO = Other (Oral), ED = Digital Pager (Electronic), EE = Computer or E-Mail (Electronic), EF = Fax Machine (Electronic), EO = Other (Electronic).

<sup>3</sup> Location: H = Personal Residence, B = Business, A = Public Area, D = Portable Device, O = Other Location, R = Roaming (Relaxed Specification Order), N = Not Specified.

TABLE A-1  
UNITED STATES DISTRICT COURTS

CALENDAR YEAR 2002

REPORT BY PROSECUTORS OF COURT-AUTHORIZED INTERCEPTS OF WIRE, ORAL, OR ELECTRONIC COMMUNICATIONS  
PURSUANT TO 18 U.S.C. 2519

A.O. Number	Number of Days in Oper- ation <sup>4</sup>	Average Inter- cepts per Day	Number of <sup>5</sup>			Costs		Number of					
			Persons Inter- cepted	Intercepts	Incrim- inating Intercepts	Total Cost in \$	Other Than Manpower in \$	Arrests	Trials	Motions to Suppress Intercepts <sup>6</sup>			Persons Con- victed
										G	D	P	
MISSOURI, EASTERN (CONTINUED)													
15	51	53	426	2,697	386	25,813	8,000	4	-	-	-	-	-
6**	30	68	550	2,038	556	19,019	1,000	-	-	-	-	-	-
7**	26	80	279	2,077	526	16,616	1,000	-	-	-	-	-	-
MISSOURI, WESTERN													
1	49	5	25	234	83	62,142	3,094	-	-	-	-	-	-
NEVADA													
1	360	28	800	10,000	95	246,523	15,000	-	-	-	-	-	-
2	330	4	37	1,400	52	230,124	11,000	-	-	-	-	-	-
3	8	14	4	108	14	106,690	1,800	-	-	-	-	-	-
4	31	8	12	263	42	46,019	3,000	-	-	-	-	-	-
5	59	103	41	6,079	400	80,523	3,000	-	-	-	-	-	-
6	60	43	27	2,600	227	RELATED TO NO. 7		RELATED TO NO. 7					
7	60	43	28	2,600	232	204,143	1,624	8	-	-	-	-	-
8	60	41	18	2,470	289	79,846	3,000	-	-	-	-	-	-
9	143	169	45	24,167	518	140,198	2,400	-	-	-	-	-	-
10	87	57	50	4,922	1,075	8,123	3,075	-	-	-	-	-	-
NEW JERSEY													
1	90	21	20	1,889	105	196,504	25,000	-	-	-	-	-	-
2	49	33	150	1,618	217	139,358	28,075	19	1	-	-	-	4
3	90	56	60	5,000	2,000	120,000	5,000	3	-	-	-	-	-
4	60	5	42	307	123	58,840	5,320	15	-	-	-	-	15
5	29	6	20	178	12	RELATED TO NO. 2		RELATED TO NO. 2					
6	60	117	NR	7,000	3,005	37,138	12,913	1	-	-	-	-	-
7	60	25	250	1,500	400	68,000	3,000	3	-	-	-	-	-
8	30	12	20	357	60	82,820	8,300	-	-	-	-	-	-
9	60	36	63	2,172	501	166,005	5,445	RELATED TO NO. 4					
10	35	34	151	1,184	444	RELATED TO NO. 2		RELATED TO NO. 2					
11	10	11	27	109	46	RELATED TO NO. 2		RELATED TO NO. 2					
12	54	81	420	4,377	939	276,713	1,750	10	-	-	-	-	-
13	30	16	190	465	92	51,674	9,987	-	-	-	-	-	-

<sup>4</sup>NI indicates never installed. I indicates installed but never used.

<sup>5</sup>NR indicates not reported or could not be determined.

<sup>6</sup>Motions: G = Granted, D = Denied, P = Pending.

\* This wiretap was terminated during 2001, but was not reported at that time because it was part of an ongoing investigation.

\*\* This wiretap was terminated during 2000 or earlier, but was not reported at that time because it was part of an ongoing investigation.



TABLE A-1  
UNITED STATES DISTRICT COURTS

CALENDAR YEAR 2002

REPORT BY JUDGES OF COURT-AUTHORIZED INTERCEPTS OF WIRE, ORAL, OR ELECTRONIC COMMUNICATIONS  
PURSUANT TO 18 U.S.C. 2519

A.O. Number	Authorizing Official		Offense Specified	Intercept		Date of Application	Authorized Length		
	Judge	Attorney General <sup>1</sup>		Type <sup>2</sup>	Location <sup>3</sup>		Original Order (Days)	Number of Extensions	Total Length (Days)
NEW JERSEY (CONTINUED)									
14	BISSELL	MALCOLM	NARCOTICS	WS	H	11/29/2002	30	-	30
15	BISSELL	MALCOLM	NARCOTICS	WC	D	11/29/2002	30	-	30
26**	ORLOFSKY	WARREN	NARCOTICS	WS	H,B	11/24/1999	30	4	150
27**	ORLOFSKY	GERSHEL	NARCOTICS	WC	D	01/24/2000	30	-	30
28**	ORLOFSKY	KEENEY	NARCOTICS	WS,WC	B,D	02/29/2000	30	1	60
29**	ORLOFSKY	KEENEY	NARCOTICS	WC	D	03/10/2000	30	-	30
690**	ORLOFSKY	KEENEY	NARCOTICS	WS	H	10/20/1999	30	1	60
NEW MEXICO									
1	CONWAY	BRAUN	NARCOTICS	ED	D	01/30/2002	30	-	30
2	JOHNSON	KEENEY	NARCOTICS	WC	D	05/01/2002	30	-	30
3	HANSEN	FISHER	NARCOTICS	WC	D	06/04/2002	30	1	60
4	BLACK	MALCOLM	NARCOTICS	WC	D	06/21/2002	30	-	30
5	CONWAY	SWARTZ	NARCOTICS	WC	D	06/25/2002	30	-	30
6	HANSEN	WARREN	NARCOTICS	WC	D	08/02/2002	30	-	30
7	CONWAY	KEENEY	NARCOTICS	WC	D	08/05/2002	30	-	30
8	JOHNSON	WARREN	NARCOTICS	WC	D	08/21/2002	30	1	60
9	HANSEN	WARREN	NARCOTICS	WC	D	08/22/2002	30	-	30
10	CONWAY	KEENEY	NARCOTICS	WS,EF	B	09/05/2002	30	-	30
11	HANSEN	BRAUN	NARCOTICS	ED	D	09/20/2002	30	-	30
12	HANSEN	KEENEY	NARCOTICS	WC	D	11/07/2002	30	-	30
NEW YORK, EASTERN									
1	ROSS	SWARTZ	RACKETEERING	WC	D	12/11/2001	30	1	60
2	DEARIE	MALCOLM	RACKETEERING	WS,WC	H,D	12/17/2001	30	5	180
3	ROSS	KEENEY	RACKETEERING	WS	B	01/15/2002	30	1	60
4	GLASSER	FISHER	RACKETEERING	WC	D	01/24/2002	30	1	60
5	GLASSER	KEENEY	RACKETEERING	WC,ED	D	01/29/2002	30	4	150
6	RAGGI	MALCOLM	NARCOTICS	WC	D	02/04/2002	30	2	90
7	ROSS	NOTOPOULOS	RACKETEERING	ED	D	02/05/2002	30	-	30
8	RAGGI	MALCOLM	NARCOTICS	WC	D	03/05/2002	30	-	30
9	GARAUFIS	MALCOLM	RACKETEERING	WC	D	03/07/2002	30	-	30

<sup>1</sup> The attorney general or designee authorized the filing of the reported applications under the provisions of 18 U.S.C. 2516.

<sup>2</sup> Type: WS = Standard Telephone (Wire), WC = Cellular or Mobile Telephone (Wire), WO = Other (Wire), OM = Microphone (Oral), OO = Other (Oral), ED = Digital Pager (Electronic), EE = Computer or E-Mail (Electronic), EF = Fax Machine (Electronic), EO = Other (Electronic).

<sup>3</sup> Location: H = Personal Residence, B = Business, A = Public Area, D = Portable Device, O = Other Location, R = Roaming (Relaxed Specification Order), N = Not Specified.

TABLE A-1  
UNITED STATES DISTRICT COURTS

CALENDAR YEAR 2002

REPORT BY PROSECUTORS OF COURT-AUTHORIZED INTERCEPTS OF WIRE, ORAL, OR ELECTRONIC COMMUNICATIONS  
PURSUANT TO 18 U.S.C. 2519

A.O. Number	Number of Days in Oper- ation <sup>4</sup>	Average Inter- cepts per Day	Number of <sup>5</sup>			Costs		Number of					
			Persons Inter- cepted	Intercepts	Incrim- inating Intercepts	Total Cost in \$	Other Than Manpower in \$	Arrests	Trials	Motions to Suppress Intercepts <sup>6</sup>			Persons Con- victed
										G	D	P	
NEW JERSEY (CONTINUED)													
14	28	55	100	1,537	67	RELATED TO NO. 13		-	-	-	-	-	-
15	NI	-	-	-	-	-	-	-	-	-	-	-	-
26**	127	66	1,379	8,359	561	1,035,872	20,000	13	-	-	-	-	9
27**	29	54	190	1,576	252	RELATED TO NO. 26**		RELATED TO NO. 26**					
28**	43	63	583	2,711	38	RELATED TO NO. 26**		RELATED TO NO. 26**					
29**	30	24	79	708	44	RELATED TO NO. 26**		RELATED TO NO. 26**					
690**	55	35	324	1,941	161	363,160	5,000	RELATED TO NO. 26**					
NEW MEXICO													
1	30	3	NR	81	NR	1,805	5	-	-	-	-	-	-
2	30	15	44	444	158	85,197	3,780	4	-	-	-	-	-
3	58	49	20	2,850	339	97,137	9,614	4	-	-	-	-	-
4	30	5	49	161	11	RELATED TO NO. 3		RELATED TO NO. 3					
5	30	41	48	1,227	264	28,511	1,000	-	-	-	-	-	-
6	25	22	111	562	51	48,267	3,688	RELATED TO NO. 3					
7	30	43	51	1,289	169	29,044	1,500	-	-	-	-	-	-
8	51	157	95	7,984	1,000	288,736	8,200	-	-	-	-	-	-
9	17	24	68	409	14	33,316	3,187	RELATED TO NO. 3					
10	30	65	190	1,937	80	29,546	2,000	-	-	-	-	-	-
11	30	NR	NR	NR	NR	1,817	5	-	-	-	-	-	-
12	30	60	49	1,808	1,212	29,149	1,500	-	-	-	-	-	-
NEW YORK, EASTERN													
1	42	45	68	1,898	371	42,938	6,600	-	-	-	-	-	-
2	180	28	56	4,991	462	30,730	16,553	-	-	-	-	-	-
3	54	62	116	3,322	237	55,534	5,704	-	-	-	-	-	-
4	30	14	7	417	-	31,784	2,350	-	-	-	-	-	-
5	150	45	61	6,809	1,634	115,141	5,550	-	-	-	-	-	-
6	86	25	274	2,171	776	161,881	31,161	19	-	-	-	-	-
7	30	1	NR	36	NR	2,967	1,000	-	-	-	-	-	-
8	26	25	44	640	244	52,715	13,195	-	-	-	-	-	-
9	30	97	25	2,924	500	23,615	8,800	20	-	-	-	-	-

<sup>4</sup>NI indicates never installed. I indicates installed but never used.

<sup>5</sup>NR indicates not reported or could not be determined.

<sup>6</sup>Motions: G = Granted, D = Denied, P = Pending.

\* This wiretap was terminated during 2001, but was not reported at that time because it was part of an ongoing investigation.

\*\* This wiretap was terminated during 2000 or earlier, but was not reported at that time because it was part of an ongoing investigation.

**TABLE A-1**  
**UNITED STATES DISTRICT COURTS**

**CALENDAR YEAR 2002**

**REPORT BY JUDGES OF COURT-AUTHORIZED INTERCEPTS OF WIRE, ORAL, OR ELECTRONIC COMMUNICATIONS  
PURSUANT TO 18 U.S.C. 2519**

A.O. Number	Authorizing Official		Offense Specified	Intercept		Date of Application	Authorized Length		
	Judge	Attorney General <sup>1</sup>		Type <sup>2</sup>	Location <sup>3</sup>		Original Order (Days)	Number of Extensions	Total Length (Days)
NEW YORK EASTERN (CONTINUED)									
10	HURLEY	WARREN	NARCOTICS	WS,WC	H,D	03/08/2002	30	1	60
11	GERSHON	MALCOLM	RACKETEERING	WC	D	04/12/2002	30	-	30
12	SEYBERT	WARREN	NARCOTICS	WC	D	04/17/2002	30	-	30
13	GARAUFIS	KEENEY	RACKETEERING	WC	D	04/18/2002	30	-	30
14	RAGGI	MALCOLM	NARCOTICS	WC	D	04/19/2002	30	1	60
15	ROSS	MALCOLM	RACKETEERING	OM	B	05/02/2002	30	2	90
16	GLASSER	KEENEY	RACKETEERING	WC	D	05/08/2002	30	-	30
17	ROSS	WARREN	RACKETEERING	WC,OM	B,D	05/13/2002	30	3	120
18	GLASSER	KEENEY	RACKETEERING	WC	D	05/16/2002	30	1	60
19	GLASSER	KEENEY	RACKETEERING	WC	R	05/21/2002	30	-	30
20	GLASSER	MALCOLM	RACKETEERING	WC	D	06/14/2002	30	-	30
21	GLASSER	MALCOLM	RACKETEERING	WC	D	07/18/2002	30	-	30
22	SEYBERT	KEENEY	NARCOTICS	WC	D	07/22/2002	30	-	30
23	GERSHON	WARREN	NARCOTICS	WC	D	07/26/2002	30	2	90
24	RAGGI	MALCOLM	NARCOTICS	WC	D	08/02/2002	30	-	30
25	GARAUFIS	SWARTZ	RACKETEERING	WC	D	08/05/2002	30	-	30
26	SIFTON	KEENEY	NARCOTICS	WC	D	08/16/2002	30	1	60
27	SIFTON	SWARTZ	\$LAUNDERING	WC	D	08/23/2002	30	-	30
28	WEINSTEIN	MALCOLM	NARCOTICS	WS	H	09/05/2002	30	-	30
29	GLEASON	KEENEY	NARCOTICS	WS	H	09/11/2002	30	-	30
30	SIFTON	KEENEY	NARCOTICS	WC	D	09/26/2002	30	-	30
31	SIFTON	KEENEY	NARCOTICS	WC	D	10/11/2002	30	-	30
20*	KORMAN	WARREN	NARCOTICS	WC	D	02/09/2001	30	1	60
21*	RAGGI	SWARTZ	FIREARMS	WS,WC	H,D	03/25/2001	30	-	30
22*	HURLEY	WARREN	RACKETEERING	OM	H,O	03/30/2001	30	1	60
23*	HURLEY	KEENEY	RACKETEERING	WC	D	03/30/2001	30	1	60
24*	GERSHON	SWARTZ	EXTORTION	WC	D	05/23/2001	30	2	90
25*	ROSS	SWARTZ	RACKETEERING	WS	H	06/26/2001	30	2	90
26*	GLASSER	DOUGALL	NARCOTICS	ED	D	06/28/2001	30	-	30
27*	TRAGER	MALCOLM	RACKETEERING	WC	D	08/30/2001	30	2	90

<sup>1</sup> The attorney general or designee authorized the filing of the reported applications under the provisions of 18 U.S.C. 2516.

<sup>2</sup> Type: WS = Standard Telephone (Wire), WC = Cellular or Mobile Telephone (Wire), WO = Other (Wire), OM = Microphone (Oral), OO = Other (Oral), ED = Digital Pager (Electronic), EE = Computer or E-Mail (Electronic), EF = Fax Machine (Electronic), EO = Other (Electronic).

<sup>3</sup> Location: H = Personal Residence, B = Business, A = Public Area, D = Portable Device, O = Other Location, R = Roaming (Relaxed Specification Order), N = Not Specified.

TABLE A-1  
UNITED STATES DISTRICT COURTS

CALENDAR YEAR 2002

REPORT BY PROSECUTORS OF COURT-AUTHORIZED INTERCEPTS OF WIRE, ORAL, OR ELECTRONIC COMMUNICATIONS  
PURSUANT TO 18 U.S.C. 2519

A.O. Number	Number of Days in Oper-ation <sup>4</sup>	Average Inter-cepts per Day	Number of <sup>5</sup>			Costs		Number of					
			Persons Inter-cepted	Intercepts	Incrim-inating Intercepts	Total Cost in \$	Other Than Manpower in \$	Arrests	Trials	Motions to Suppress Intercepts <sup>6</sup>			Persons Conv-icted
										G	D	P	
NEWYORK EASTERN (CONTINUED)													
10	54	53	390	2,880	266	184,451	3,875	-	-	-	-	-	-
11	19	17	14	327	20	16,258	2,350	-	-	-	-	-	-
12	22	17	12	372	193	57,993	2,750	5	-	-	-	-	-
13	30	75	15	2,258	300	20,354	5,500	-	-	-	-	-	-
14	53	9	56	473	165	98,857	18,297	19	-	-	-	-	-
15	56	25	19	1,380	64	45,866	300	-	-	-	-	-	-
16	I	-	-	-	-	2,350	2,350	-	-	-	-	-	-
17	90	93	103	8,397	1,220	134,955	2,500	-	-	-	-	-	-
18	52	47	103	2,427	405	86,248	5,350	-	-	-	-	-	-
19	30	37	41	1,118	59	26,138	6,750	-	-	-	-	-	-
20	5	-	-	-	-	5,454	2,200	-	-	-	-	-	-
21	12	37	17	447	18	7,610	2,200	-	-	-	-	-	-
22	30	48	60	1,448	21	27,002	522	-	-	-	-	-	-
23	90	2	15	200	100	124,700	4,700	19	-	-	-	-	-
24	8	10	19	76	5	15,710	3,550	19	-	-	-	-	-
25	17	27	30	460	31	18,452	2,200	-	-	-	-	-	-
26	54	10	35	524	421	48,399	1,453	7	-	-	-	-	-
27	30	4	10	117	30	38,404	2,500	-	-	-	-	-	-
28	6	69	8	414	12	3,172	265	-	-	-	-	-	-
29	30	25	20	746	15	26,450	7,950	-	-	-	-	-	-
30	15	-	-	-	-	7,184	-	-	-	-	-	-	-
31	10	13	35	132	81	25,508	-	RELATED TO NO. 26					
20*	60	98	18	5,858	568	47,487	2,400	10	1	-	-	-	8
21*	5	447	6	2,233	62	-	-	2	-	-	-	1	-
22*	27	1	6	25	4	5,598	1,000	-	-	-	-	-	-
23*	60	10	18	592	41	108,866	10,000	4	-	-	-	-	4
24*	73	8	25	575	450	16,760	1,000	-	-	-	-	-	-
25*	78	44	27	3,432	707	43,955	3,361	-	-	-	-	-	-
26*	27	3	NR	88	NR	13,513	1,000	-	-	-	-	-	-
27*	74	5	66	361	61	72,139	5,000	-	-	-	-	-	-

<sup>4</sup>NI indicates never installed. I indicates installed but never used.

<sup>5</sup>NR indicates not reported or could not be determined.

<sup>6</sup>Motions: G = Granted, D = Denied, P = Pending.

\* This wiretap was terminated during 2001, but was not reported at that time because it was part of an ongoing investigation.

\*\* This wiretap was terminated during 2000 or earlier, but was not reported at that time because it was part of an ongoing investigation.

**TABLE A-1**  
**UNITED STATES DISTRICT COURTS**

**CALENDAR YEAR 2002**

**REPORT BY JUDGES OF COURT-AUTHORIZED INTERCEPTS OF WIRE, ORAL, OR ELECTRONIC COMMUNICATIONS  
PURSUANT TO 18 U.S.C. 2519**

A.O. Number	Authorizing Official		Offense Specified	Intercept		Date of Application	Authorized Length		
	Judge	Attorney General <sup>1</sup>		Type <sup>2</sup>	Location <sup>3</sup>		Original Order (Days)	Number of Extensions	Total Length (Days)
NEW YORK, NORTHERN									
1	MCAVOY	KEENEY	NARCOTICS	WC	D	01/29/2002	30	1	60
2	MCAVOY	KEENEY	NARCOTICS	WC	D	02/19/2002	30	1	60
3	MCAVOY	MALCOLM	NARCOTICS	WC	D	03/06/2002	30	-	30
4	MCAVOY	KEENEY	NARCOTICS	OM	H	03/29/2002	30	3	120
5	MORDUE	WARREN	NARCOTICS	WC	D	04/11/2002	30	1	60
6	MCAVOY	WARREN	NARCOTICS	WS	H	06/29/2002	30	1	60
7	MCAVOY	WARREN	\$LAUNDERING	WS,EE	B	09/03/2002	30	1	60
8	HURD	KEENEY	NARCOTICS	WS	B	10/09/2002	30	-	30
9	MCAVOY	MALCOLM	\$LAUNDERING	WC	D	10/10/2002	30	-	30
10	SCULLIN	MALCOLM	NARCOTICS	WC	D	10/17/2002	30	-	30
11	SCULLIN	FLETCHER	NARCOTICS	ED	D	10/28/2002	30	-	30
12	MCAVOY	MALCOLM	\$LAUNDERING	WS	B	10/28/2002	30	-	30
NEW YORK, SOUTHERN									
1	SCHEINDLIN	KEENEY	EXTORTION	WC	D	11/21/2001	30	3	120
2	COTE	KEENEY	NARCOTICS	WC	D	11/30/2001	30	1	60
3	BUCHWALD	SWARTZ	NARCOTICS	WC	D	01/03/2002	30	-	30
4	BUCHWALD	WARREN	NARCOTICS	WC	D	01/11/2002	30	-	30
5	OWEN	WARREN	NARCOTICS	WC	D	01/14/2002	30	-	30
6	OWEN	SWARTZ	NARCOTICS	WC	D	01/22/2002	30	1	60
7	OWEN	KEENEY	NARCOTICS	WC	D	01/25/2002	30	1	60
8	KNAPP	SWARTZ	NARCOTICS	WC	D	02/06/2002	30	-	30
9	POLLACK	KEENEY	NARCOTICS	WC	D	02/07/2002	30	-	30
10	KNAPP	WARREN	NARCOTICS	WC	D	02/08/2002	30	-	30
11	WOOD	WARREN	NARCOTICS	WS	H	02/15/2002	30	-	30
12	WOOD	MALCOLM	NARCOTICS	WC	D	02/15/2002	30	1	60
13	WOOD	MALCOLM	NARCOTICS	WC	D	02/21/2002	30	-	30
14	WOOD	SWARTZ	NARCOTICS	WC	D	02/22/2002	30	-	30
15	SAND	MALCOLM	NARCOTICS	WC	D	02/28/2002	30	2	90
16	SAND	KEENEY	FRAUD	OM	B	03/01/2002	30	3	120
17	SAND	WARREN	\$LAUNDERING	OM	B	03/07/2002	30	2	90

<sup>1</sup> The attorney general or designee authorized the filing of the reported applications under the provisions of 18 U.S.C. 2516.

<sup>2</sup> Type: WS = Standard Telephone (Wire), WC = Cellular or Mobile Telephone (Wire), WO = Other (Wire), OM = Microphone (Oral), OO = Other (Oral), ED = Digital Pager (Electronic), EE = Computer or E-Mail (Electronic), EF = Fax Machine (Electronic), EO = Other (Electronic).

<sup>3</sup> Location: H = Personal Residence, B = Business, A = Public Area, D = Portable Device, O = Other Location, R = Roaming (Relaxed Specification Order), N = Not Specified.

TABLE A-1  
UNITED STATES DISTRICT COURTS

CALENDAR YEAR 2002

REPORT BY PROSECUTORS OF COURT-AUTHORIZED INTERCEPTS OF WIRE, ORAL, OR ELECTRONIC COMMUNICATIONS  
PURSUANT TO 18 U.S.C. 2519

A.O. Number	Number of Days in Operation <sup>4</sup>	Average Intercepts per Day	Number of <sup>5</sup>			Costs		Number of					
			Persons Intercepted	Intercepts	Incriminating Intercepts	Total Cost in \$	Other Than Manpower in \$	Arrests	Trials	Motions to Suppress Intercepts <sup>6</sup>			Persons Convicted
										G	D	P	
NEW YORK, NORTHERN													
1	49	20	20	1,000	200	96,240	10,000	4	-	-	-	-	-
2	53	40	20	2,100	500	103,280	10,000	RELATED TO NO. 1					
3	30	11	10	330	50	57,800	5,000	RELATED TO NO. 1					
4	3	5	7	15	10	24,228	6,000	6	-	-	-	-	-
5	60	230	1,400	13,800	11,000	294,370	16,600	4	-	-	-	-	-
6	33	31	15	1,038	25	114,576	-	11	-	-	-	-	-
7	50	34	159	1,686	319	177,188	29,150	-	-	-	-	-	-
8	30	82	10	2,474	49	40,635	2,966	-	-	-	-	-	-
9	20	8	12	161	83	RELATED TO NO. 7		-	-	-	-	-	-
10	30	30	21	893	278	77,854	5,200	-	-	-	-	-	-
11	30	NR	NR	NR	NR	2,924	1,000	-	-	-	-	-	-
12	8	8	9	67	25	RELATED TO NO. 7		-	-	-	-	-	-
NEW YORK, SOUTHERN													
1	112	53	60	5,915	160	47,070	3,150	2	-	-	-	-	2
2	60	11	53	657	606	27,898	1,750	1	-	-	-	-	1
3	4	4	1	17	2	20,110	2,200	RELATED TO NO. 4					
4	19	6	4	109	87	84,794	2,350	2	-	-	-	-	2
5	30	6	133	190	179	11,342	1,000	RELATED TO NO. 2					
6	30	72	107	2,153	874	330,000	3,000	9	-	-	-	-	-
7	50	30	25	1,509	134	48,425	6,600	-	-	-	-	-	-
8	14	6	9	78	13	6,045	1,000	RELATED TO NO. 4					
9	20	9	6	173	138	83,139	2,350	RELATED TO NO. 4					
10	28	5	1	144	-	9,200	4,700	-	-	-	-	-	-
11	30	16	49	468	45	27,380	2,765	-	-	-	-	-	-
12	36	34	39	1,229	241	RELATED TO NO. 6		RELATED TO NO. 6					
13	30	-	-	-	-	110,000	1,000	-	-	-	-	-	-
14	15	16	4	234	27	2,400	-	5	-	-	-	-	5
15	90	9	3	793	146	37,416	2,650	-	-	-	-	-	-
16	87	NR	19	NR	NR	47,933	2,500	4	-	-	-	-	-
17	67	20	NR	1,325	346	132,563	4,075	-	-	-	-	-	-

<sup>4</sup>NI indicates never installed. I indicates installed but never used.

<sup>5</sup>NR indicates not reported or could not be determined.

<sup>6</sup>Motions: G = Granted, D = Denied, P = Pending.

\* This wiretap was terminated during 2001, but was not reported at that time because it was part of an ongoing investigation.

\*\* This wiretap was terminated during 2000 or earlier, but was not reported at that time because it was part of an ongoing investigation.

**TABLE A-1**  
**UNITED STATES DISTRICT COURTS**

**CALENDAR YEAR 2002**

**REPORT BY JUDGES OF COURT-AUTHORIZED INTERCEPTS OF WIRE, ORAL, OR ELECTRONIC COMMUNICATIONS  
PURSUANT TO 18 U.S.C. 2519**

A.O. Number	Authorizing Official		Offense Specified	Intercept		Date of Application	Authorized Length		
	Judge	Attorney General <sup>1</sup>		Type <sup>2</sup>	Location <sup>3</sup>		Original Order (Days)	Num-ber of Exten-sions	Total Length (Days)
NEW YORK, SOUTHERN (CONTINUED)									
18	SAND	MALCOLM	NARCOTICS	WC	D	03/08/2002	30	-	30
19	HAIGHT	WARREN	NARCOTICS	WC	D	03/11/2002	30	-	30
20	HAIGHT	MALCOLM	NARCOTICS	WC	D	03/12/2002	30	1	60
21	HAIGHT	WARREN	NARCOTICS	WC	D	03/12/2002	30	1	60
22	HARRIS	WARREN	NARCOTICS	WC	D	03/21/2002	30	-	30
23	GRIESA	WARREN	NARCOTICS	WC	D	03/27/2002	30	-	30
24	HAIGHT	KEENEY	NARCOTICS	OM	H	03/27/2002	30	-	30
25	GRIESA	KEENEY	NARCOTICS	WC	D	04/01/2002	30	-	30
26	GRIESA	MALCOLM	NARCOTICS	WC	D	04/03/2002	30	4	150
27	GRIESA	MALCOLM	NARCOTICS	WC	D	04/03/2002	30	-	30
28	MARRERO	SWARTZ	NARCOTICS	WC	D	04/08/2002	30	1	60
29	SWEET	MALCOLM	NARCOTICS	WC	D	04/09/2002	30	1	60
30	SWEET	MALCOLM	NARCOTICS	WC	D	04/19/2002	30	-	30
31	WARD	MALCOLM	NARCOTICS	WC	D	04/23/2002	30	-	30
32	WARD	SWARTZ	NARCOTICS	WC	D	04/24/2002	30	-	30
33	WARD	MALCOLM	NARCOTICS	WC	D	04/24/2002	30	-	30
34	WARD	WARREN	NARCOTICS	WC	D	04/25/2002	30	-	30
35	WARD	SWARTZ	NARCOTICS	WS,WC	H,D	04/26/2002	30	-	30
36	MARRERO	MALCOLM	RACKETEERING	WC	D	05/07/2002	30	3	120
37	MARRERO	WARREN	NARCOTICS	WC	D	05/10/2002	30	1	60
38	MARRERO	SWARTZ	NARCOTICS	WC	D	05/17/2002	30	-	30
39	CASEY	WARREN	NARCOTICS	WC	D	05/20/2002	30	3	120
40	CHIN	SWARTZ	NARCOTICS	WC	D	06/04/2002	30	-	30
41	BATTS	WARREN	BRIBERY	WS	H,B	06/18/2002	30	2	90
42	BATTS	WARREN	EXTORTION	WC	D	06/24/2002	30	1	60
43	CASEY	FISHER	NARCOTICS	WC	D	07/25/2002	30	-	30
44	LYNCH	KEENEY	NARCOTICS	OM	H	08/02/2002	30	-	30
45	LYNCH	KEENEY	NARCOTICS	WC	D	08/02/2002	30	-	30
46	SWAIN	KEENEY	NARCOTICS	WC	D	08/13/2002	30	-	30
47	SWAIN	MALCOLM	NARCOTICS	WC	D	08/15/2002	30	-	30

<sup>1</sup> The attorney general or designee authorized the filing of the reported applications under the provisions of 18 U.S.C. 2516.

<sup>2</sup> Type: WS = Standard Telephone (Wire), WC = Cellular or Mobile Telephone (Wire), WO = Other (Wire), OM = Microphone (Oral), OO = Other (Oral), ED = Digital Pager (Electronic), EE = Computer or E-Mail (Electronic), EF = Fax Machine (Electronic), EO = Other (Electronic).

<sup>3</sup> Location: H = Personal Residence, B = Business, A = Public Area, D = Portable Device, O = Other Location, R = Roaming (Relaxed Specification Order), N = Not Specified.

TABLE A-1  
UNITED STATES DISTRICT COURTS

CALENDAR YEAR 2002

REPORT BY PROSECUTORS OF COURT-AUTHORIZED INTERCEPTS OF WIRE, ORAL, OR ELECTRONIC COMMUNICATIONS  
PURSUANT TO 18 U.S.C. 2519

A.O. Number	Number of Days in Oper- ation <sup>4</sup>	Average Inter- cepts per Day	Number of <sup>5</sup>			Costs		Number of					
			Persons Inter- cepted	Intercepts	Incrim- inating Intercepts	Total Cost in \$	Other Than Manpower in \$	Arrests	Trials	Motions to Suppress Intercepts <sup>6</sup>			Persons Convicted
										G	D	P	
NEW YORK, SOUTHERN (CONTINUED)													
18	20	13	4	255	204	88,138	2,350	RELATED TO NO. 4					
19	27	9	4	250	123	4,320	-	RELATED TO NO. 14					
20	60	42	5	2,504	112	30,361	4,000	-	-	-	-	-	-
21	58	38	51	2,185	342	-	-	-	-	-	-	-	-
22	5	31	8	154	30	3,831	2,000	-	-	-	-	-	-
23	30	32	52	956	203	55,700	500	2	-	-	-	-	-
24	6	-	-	-	-	5,188	265	-	-	-	-	-	-
25	30	49	86	1,465	190	72,549	2,200	11	-	-	-	-	-
26	150	31	NR	4,672	344	68,621	3,950	-	-	-	-	-	-
27	19	17	31	317	54	4,000	-	RELATED TO NO. 14					
28	52	24	51	1,234	960	70,632	7,400	21	-	-	-	-	-
29	45	26	23	1,179	150	151,420	35,500	-	-	-	-	-	-
30	19	9	4	177	141	84,361	2,350	4	-	-	-	-	4
31	30	20	20	604	25	102,780	25,500	-	-	-	-	-	-
32	30	NR	NR	NR	NR	10,365	1,100	-	-	-	-	-	-
33	22	9	33	208	68	3,520	-	RELATED TO NO. 14					
34	13	43	3	555	444	RELATED TO NO. 30		RELATED TO NO. 30					
35	28	70	13	1,967	5	27,265	1,265	-	-	-	-	-	-
36	117	73	103	8,522	1,157	247,909	1,260	-	-	-	-	-	-
37	52	33	15	1,715	950	44,850	7,850	-	-	-	-	-	-
38	I	-	-	-	-	2,967	2,350	-	-	-	-	-	-
39	100	148	30	14,814	2,095	112,308	6,600	11	-	-	-	-	-
40	9	2	6	22	8	22,250	4,550	11	-	-	-	-	-
41	89	309	229	27,536	393	180,101	-	-	-	-	-	-	-
42	58	20	29	1,131	12	76,540	2,500	-	-	-	-	-	-
43	30	178	20	5,347	378	36,083	1,000	11	-	-	-	-	-
44	30	8	2	225	-	107,780	30,500	-	-	-	-	-	-
45	6	64	15	381	160	20,350	1,850	6	-	-	-	-	-
46	12	20	33	241	85	-	-	-	-	-	-	-	-
47	30	24	18	734	226	34,750	2,750	-	-	-	-	-	-

<sup>4</sup>NI indicates never installed. I indicates installed but never used.

<sup>5</sup>NR indicates not reported or could not be determined.

<sup>6</sup>Motions: G = Granted, D = Denied, P = Pending.

\* This wiretap was terminated during 2001, but was not reported at that time because it was part of an ongoing investigation.

\*\* This wiretap was terminated during 2000 or earlier, but was not reported at that time because it was part of an ongoing investigation.



**TABLE A-1**  
**UNITED STATES DISTRICT COURTS**

**CALENDAR YEAR 2002**

**REPORT BY JUDGES OF COURT-AUTHORIZED INTERCEPTS OF WIRE, ORAL, OR ELECTRONIC COMMUNICATIONS  
PURSUANT TO 18 U.S.C. 2519**

A.O. Number	Authorizing Official		Offense Specified	Intercept		Date of Application	Authorized Length		
	Judge	Attorney General <sup>1</sup>		Type <sup>2</sup>	Location <sup>3</sup>		Original Order (Days)	Num-ber of Exten-sions	Total Length (Days)
NEW YORK, SOUTHERN (CONTINUED)									
48	SWAIN	WARREN	NARCOTICS	WC	D	08/21/2002	30	1	60
49	CASEY	MALCOLM	NARCOTICS	WC	D	09/05/2002	30	1	60
50	PATTERSON	SWARTZ	NARCOTICS	WC	D	09/20/2002	30	-	30
51	BAER	KEENEY	NARCOTICS	WC	D	11/12/2002	30	-	30
17*	KNAPP	WARREN	NARCOTICS	WC	D	01/19/2001	30	-	30
18*	KNAPP	WARREN	NARCOTICS	WS,WC	H,D	01/25/2001	30	3	120
19*	OWEN	REED	SMUGGLING	WC	D	01/30/2001	30	-	30
20*	OWEN	KEENEY	NARCOTICS	OM,EO	H,D	02/05/2001	30	-	30
21*	GRIESA	MENDELSON	THEFT	WC,OM	D,O	03/08/2001	30	2	90
22*	OWEN	KEENEY	NARCOTICS	OM	H	04/05/2001	30	-	30
23*	WARD	KEENEY	NARCOTICS	WC	D	04/11/2001	30	-	30
24*	SWEET	WARREN	\$LAUNDERING	WC	D	05/03/2001	30	-	30
25*	WOOD	SWARTZ	\$LAUNDERING	WC	D	05/07/2001	30	2	90
26*	SWEET	KEENEY	\$LAUNDERING	WC	D	06/07/2001	30	-	30
27*	SCHEINDLIN	SWARTZ	NARCOTICS	WC	D	11/20/2001	30	-	30
31**	CASEY	WARREN	NARCOTICS	WC	D	08/24/2000	30	-	30
NEW YORK, WESTERN									
1	ARCARA	FISHER	NARCOTICS	WS,WC	H,D	03/28/2002	30	1	60
2	CURTIN	FISHER	OTHER	WS	B	08/27/2002	30	2	90
3	CURTIN	KEENEY	OTHER	OM	B	09/26/2002	30	-	30
4	SKRETNY	WARREN	OTHER	EF	B	10/21/2002	30	1	60
5	ARCARA	WARREN	OTHER	WC	D	11/07/2002	30	-	30
7*	SKRETNY	DUSZKIEWICZ	NARCOTICS	ED	D	10/12/2000	30	5	180
NORTH CAROLINA, WESTERN									
1	MULLEN	MALCOLM	NARCOTICS	WC	D	12/06/2001	30	2	90
2	MULLEN	MALCOLM	NARCOTICS	WC	D	12/06/2001	30	1	60
3	MULLEN	KEENEY	NARCOTICS	WC	D	01/10/2002	30	1	60
4	MULLEN	MALCOLM	NARCOTICS	WC	D	02/08/2002	30	1	60
5	THORNBURG	KEENEY	NARCOTICS	WS,WC	H,D	02/28/2002	30	1	60
6	MULLEN	WARREN	NARCOTICS	WC	D	03/04/2002	30	-	30

<sup>1</sup> The attorney general or designee authorized the filing of the reported applications under the provisions of 18 U.S.C. 2516.

<sup>2</sup> Type: WS = Standard Telephone (Wire), WC = Cellular or Mobile Telephone (Wire), WO = Other (Wire), OM = Microphone (Oral), OO = Other (Oral), ED = Digital Pager (Electronic), EE = Computer or E-Mail (Electronic), EF = Fax Machine (Electronic), EO = Other (Electronic).

<sup>3</sup> Location: H = Personal Residence, B = Business, A = Public Area, D = Portable Device, O = Other Location, R = Roaming (Relaxed Specification Order), N = Not Specified.

TABLE A-1  
UNITED STATES DISTRICT COURTS

CALENDAR YEAR 2002

REPORT BY PROSECUTORS OF COURT-AUTHORIZED INTERCEPTS OF WIRE, ORAL, OR ELECTRONIC COMMUNICATIONS  
PURSUANT TO 18 U.S.C. 2519

A.O. Number	Number of Days in Oper- ation <sup>4</sup>	Average Inter- cepts per Day	Number of <sup>5</sup>			Costs		Number of					
			Persons Inter- cepted	Intercepts	Incrim- inating Intercepts	Total Cost in \$	Other Than Manpower in \$	Arrests	Trials	Motions to Suppress Intercepts <sup>6</sup>			Persons Con- victed
										G	D	P	
NEW YORK, SOUTHERN (CONTINUED)													
48	31	71	33	2,199	368	-	-	-	-	-	-	-	-
49	60	130	30	7,824	1,110	110,108	4,400	RELATED TO NO. 43					
50	18	18	5	320	12	10,311	2,750	-	-	-	-	-	-
51	30	3	10	87	2	-	-	-	-	-	-	-	-
17*	5	15	13	77	2	12,514	1,795	2	-	-	-	-	1
18*	120	102	59	12,191	649	33,269	2,500	4	-	-	-	-	-
19*	20	33	111	661	142	99,234	33,061	1	-	-	-	-	-
20*	I	-	-	-	-	3,592	1,300	-	-	-	-	-	-
21*	87	91	13	7,958	1,678	149,019	10,750	3	-	-	-	-	-
22*	1	1	2	1	1	19,793	1,300	6	-	-	-	-	-
23*	30	14	5	415	104	28,500	1,500	3	-	-	-	-	3
24*	20	NR	2	NR	2	106,753	67,205	2	-	-	-	-	-
25*	90	46	17	4,152	508	237,167	37,682	3	-	-	-	-	-
26*	14	7	8	92	16	RELATED TO NO. 24*		RELATED TO NO. 24*					
27*	30	4	4	111	89	129,997	2,200	RELATED TO NO. 4					
31**	30	31	108	940	221	31,868	2,500	1	-	-	-	-	-
NEW YORK, WESTERN													
1	60	84	9	5,069	380	80,188	11,860	8	-	-	-	-	-
2	90	60	NR	5,410	673	528,250	23,250	3	-	-	-	-	-
3	22	NR	NR	NR	2	16,500	1,500	RELATED TO NO. 2					
4	55	9	NR	498	47	RELATED TO NO. 2		RELATED TO NO. 2					
5	18	31	NR	560	77	RELATED TO NO. 2		RELATED TO NO. 2					
7*	124	18	24	2,279	2,000	79,360	-	2	-	-	-	1	-
NORTH CAROLINA, WESTERN													
1	84	12	148	1,045	223	RELATED TO NO. 4		RELATED TO NO. 4					
2	60	17	126	1,041	182	RELATED TO NO. 4		RELATED TO NO. 4					
3	60	29	205	1,728	554	RELATED TO NO. 4		RELATED TO NO. 4					
4	33	28	136	933	297	921,000	230,000	36	-	-	-	-	-
5	56	23	28	1,306	287	72,236	3,214	8	-	-	-	-	8
6	11	-	-	-	-	4,985	3,200	-	-	-	-	-	-

<sup>4</sup>NI indicates never installed. I indicates installed but never used.

<sup>5</sup>NR indicates not reported or could not be determined.

<sup>6</sup>Motions: G = Granted, D = Denied, P = Pending.

\* This wiretap was terminated during 2001, but was not reported at that time because it was part of an ongoing investigation.

\*\* This wiretap was terminated during 2000 or earlier, but was not reported at that time because it was part of an ongoing investigation.

TABLE A-1  
UNITED STATES DISTRICT COURTS

CALENDAR YEAR 2002

REPORT BY JUDGES OF COURT-AUTHORIZED INTERCEPTS OF WIRE, ORAL, OR ELECTRONIC COMMUNICATIONS  
PURSUANT TO 18 U.S.C. 2519

A.O. Number	Authorizing Official		Offense Specified	Intercept		Date of Application	Authorized Length		
	Judge	Attorney General <sup>1</sup>		Type <sup>2</sup>	Location <sup>3</sup>		Original Order (Days)	Number of Extensions	Total Length (Days)
NORTH CAROLINA, WESTERN (CONTINUED)									
7	MULLEN	WARREN	NARCOTICS	WC	D	08/06/2002	30	1	60
8	MULLEN	KEENEY	NARCOTICS	WC	D	08/28/2002	30	1	60
9	MULLEN	WARREN	NARCOTICS	WC	D	10/17/2002	30	-	30
OHIO, NORTHERN									
1	WELLS	WARREN	GAMBLING	WC	D	12/14/2001	30	-	30
2	NUGENT	KEENEY	NARCOTICS	WC	D	02/04/2002	30	2	90
3	POLSTER	FISHER	NARCOTICS	WC	D	03/26/2002	30	1	60
4	NUGENT	KEENEY	NARCOTICS	WS,WC	B,D	04/10/2002	30	1	60
5	OLIVER	PINJUH	NARCOTICS	ED	D	04/11/2002	30	1	60
6	CARR	MALCOLM	NARCOTICS	WC	D	07/26/2002	30	2	90
7	GAUGHAN	KEENEY	NARCOTICS	WC	D	09/06/2002	30	2	90
8	O'MALLEY	KEENEY	NARCOTICS	WC	D	09/09/2002	30	-	30
9	GAUGHAN	KEENEY	NARCOTICS	WC	D	10/17/2002	30	1	60
10	CARR	WARREN	NARCOTICS	WC	D	10/30/2002	30	1	60
11	GAUGHAN	SWARTZ	NARCOTICS	WC	D	11/14/2002	30	-	30
12	O'MALLEY	MALCOLM	NARCOTICS	WC	D	11/26/2002	30	-	30
15*	POLSTER	SWARTZ	NARCOTICS	WC	D	04/09/2001	30	-	30
16*	NUGENT	WARREN	NARCOTICS	WC	D	06/05/2001	30	2	90
17*	NUGENT	SWARTZ	NARCOTICS	WS	A	08/02/2001	30	-	30
OREGON									
1	HAGGERTY	WARREN	\$LAUNDERING	WS,WC,EF	H,D	10/02/2002	30	-	30
2	HAGGERTY	WARREN	NARCOTICS	WC	D	10/07/2002	30	-	30
3	KING	KEENEY	NARCOTICS	WC	D	10/28/2002	30	-	30
PENNSYLVANIA, EASTERN									
1	BARTLE	MALCOLM	NARCOTICS	WC	D	05/29/2002	30	-	30
2	YOHN	THOMPSON	KIDNAPPING	WC	D	07/23/2002	2	-	2
3	PADOVA	WARREN	NARCOTICS	WC,ED	D	08/20/2002	30	-	30
4	DUBOIS	KEENEY	NARCOTICS	WS	H	09/18/2002	30	-	30
5	DUBOIS	KEENEY	NARCOTICS	WC	D	10/15/2002	30	1	60
5*	BUCKWALTER	KEENEY	RACKETEERING	WC	D	01/16/2001	30	3	120

<sup>1</sup> The attorney general or designee authorized the filing of the reported applications under the provisions of 18 U.S.C. 2516.

<sup>2</sup> Type: WS = Standard Telephone (Wire), WC = Cellular or Mobile Telephone (Wire), WO = Other (Wire), OM = Microphone (Oral), OO = Other (Oral), ED = Digital Pager (Electronic), EE = Computer or E-Mail (Electronic), EF = Fax Machine (Electronic), EO = Other (Electronic).

<sup>3</sup> Location: H = Personal Residence, B = Business, A = Public Area, D = Portable Device, O = Other Location, R = Roaming (Relaxed Specification Order), N = Not Specified.

TABLE A-1  
UNITED STATES DISTRICT COURTS

CALENDAR YEAR 2002

REPORT BY PROSECUTORS OF COURT-AUTHORIZED INTERCEPTS OF WIRE, ORAL, OR ELECTRONIC COMMUNICATIONS  
PURSUANT TO 18 U.S.C. 2519

A.O. Number	Number of Days in Oper- ation <sup>4</sup>	Average Inter- cepts per Day	Number of <sup>5</sup>			Costs		Number of					
			Persons Inter- cepted	Intercepts	Incrim- inating Intercepts	Total Cost in \$	Other Than Manpower in \$	Arrests	Trials	Motions to Suppress Intercepts <sup>6</sup>			Persons Con- victed
										G	D	P	
NORTH CAROLINA, WESTERN (CONTINUED)													
7	50	90	25	4,493	231	122,445	7,500	-	-	-	-	-	-
8	50	19	18	960	137	103,030	5,500	-	-	-	-	-	-
9	14	13	6	180	13	39,135	5,000	-	-	-	-	-	-
OHIO, NORTHERN													
1	30	43	72	1,291	588	72,293	2,500	-	-	-	-	-	-
2	87	72	333	6,246	2,408	RELATED TO NO. 4		RELATED TO NO. 4					
3	58	66	111	3,838	968	20,975	1,061	-	-	-	-	-	-
4	48	60	224	2,904	1,287	304,220	1,032	50	-	-	-	-	-
5	58	6	49	328	187	6,014	240	-	-	-	-	-	-
6	79	24	66	1,869	315	121,529	5,000	-	-	-	-	-	-
7	82	92	268	7,578	1,645	32,501	5,000	-	-	-	-	-	-
8	30	58	53	1,728	203	10,648	83	-	-	-	-	-	-
9	59	96	138	5,661	683	20,915	300	-	-	-	-	-	-
10	51	26	77	1,325	220	45,825	8,000	-	-	-	-	-	-
11	30	101	104	3,034	828	19,102	83	-	-	-	-	-	-
12	19	19	27	354	98	9,538	1,050	-	-	-	-	-	-
15*	30	18	34	530	160	25,453	908	16	-	-	-	-	-
16*	69	44	64	3,043	692	51,621	525	-	-	-	-	-	-
17*	12	20	2	240	7	7,984	120	-	-	-	-	-	-
OREGON													
1	30	61	112	1,826	1,631	77,863	3,317	5	-	-	-	-	-
2	19	12	16	228	38	38,119	17,288	-	-	-	-	-	-
3	29	63	249	1,813	819	87,679	17,069	30	-	-	-	-	-
PENNSYLVANIA, EASTERN													
1	30	6	29	189	41	75,210	2,250	1	-	-	-	-	-
2	1	-	-	-	-	1,449	1	-	-	-	-	-	-
3	23	78	31	1,791	601	34,789	160	-	-	-	-	-	-
4	26	77	50	2,006	297	262,788	20,000	-	-	-	-	-	-
5	60	174	200	10,448	1,822	693,360	30,000	6	-	-	-	-	-
5*	119	14	70	1,616	309	116,098	8,960	-	-	-	-	-	-

<sup>4</sup>NI indicates never installed. I indicates installed but never used.

<sup>5</sup>NR indicates not reported or could not be determined.

<sup>6</sup>Motions: G = Granted, D = Denied, P = Pending.

\* This wiretap was terminated during 2001, but was not reported at that time because it was part of an ongoing investigation.

\*\* This wiretap was terminated during 2000 or earlier, but was not reported at that time because it was part of an ongoing investigation.

TABLE A-1  
UNITED STATES DISTRICT COURTS

CALENDAR YEAR 2002

REPORT BY JUDGES OF COURT-AUTHORIZED INTERCEPTS OF WIRE, ORAL, OR ELECTRONIC COMMUNICATIONS  
PURSUANT TO 18 U.S.C. 2519

A.O. Number	Authorizing Official		Offense Specified	Intercept		Date of Application	Authorized Length		
	Judge	Attorney General <sup>1</sup>		Type <sup>2</sup>	Location <sup>3</sup>		Orig-inal Order (Days)	Num-ber of Exten-sions	Total Length (Days)
PENNSYLVANIA, EASTERN (CONTINUED)									
6*	ROBRENO	SWARTZ	NARCOTICS	WC	D	03/16/2001	30	-	30
7*	ROBRENO	SWARTZ	NARCOTICS	WC	D	04/20/2001	30	1	60
8*	KAUFMAN	STARK	NARCOTICS	ED	D	09/21/2001	30	1	60
9*	VAN ANTWERPEN	WARREN	NARCOTICS	WC	D	10/19/2001	30	-	30
PENNSYLVANIA, WESTERN									
1	LANCASTER	MALCOLM	NARCOTICS	WC	D	02/06/2002	30	1	60
2	LANCASTER	KEENEY	NARCOTICS	WC	D	03/20/2002	30	-	30
3	MCLAUGHLIN	KEENEY	NARCOTICS	WC	D	04/05/2002	30	-	30
5*	LEE	KEENEY	CONSPIRACY	WS	H	11/10/2001	30	-	30
PUERTO RICO									
1	DOMINGUEZ	MALCOLM	NARCOTICS	WC	D	02/27/2002	30	-	30
2	DOMINGUEZ	WARREN	NARCOTICS	WC	D	03/28/2002	30	-	30
3	PEREZ-GIMENEZ	MALCOLM	RACKETEERING	WC	D	04/15/2002	30	-	30
4	GARCIA-GREGORY	MALCOLM	NARCOTICS	WC	D	05/20/2002	30	-	30
5	PEREZ-GIMENEZ	MALCOLM	RACKETEERING	WC	D	06/27/2002	30	-	30
6	PEREZ-GIMENEZ	MALCOLM	RACKETEERING	WC	D	07/31/2002	30	-	30
7	FUSTE	FISHER	\$LAUNDERING	WC	D	09/27/2002	30	-	30
12*	LAFFITTE	KEENEY	MURDER	OM	O	03/07/2001	1	-	1
12**	CASTELLANOS	KEENEY	NARCOTICS	WC	D	11/08/2000	30	-	30
13**	CEREZO	KEENEY	NARCOTICS	WC	D	11/30/2000	30	-	30
RHODE ISLAND									
1	TORRES	SWARTZ	NARCOTICS	WC	D	11/15/2002	27	-	27
SOUTH CAROLINA									
1	BLATT	KEENEY	NARCOTICS	WC	D	02/14/2002	30	-	30
2	BLATT	FISHER	NARCOTICS	WC	D	03/20/2002	30	-	30
3	ANDERSON	WARREN	NARCOTICS	WC	D	03/21/2002	30	1	60
SOUTH DAKOTA									
1	PIERSOL	MALCOLM	NARCOTICS	WC	D	05/07/2002	30	-	30
TENNESSEE, EASTERN									
1	JORDAN	WARREN	NARCOTICS	WS,OM	H	07/31/2002	30	1	60

<sup>1</sup> The attorney general or designee authorized the filing of the reported applications under the provisions of 18 U.S.C. 2516.

<sup>2</sup> Type: WS = Standard Telephone (Wire), WC = Cellular or Mobile Telephone (Wire), WO = Other (Wire), OM = Microphone (Oral), OO = Other (Oral), ED = Digital Pager (Electronic), EE = Computer or E-Mail (Electronic), EF = Fax Machine (Electronic), EO = Other (Electronic).

<sup>3</sup> Location: H = Personal Residence, B = Business, A = Public Area, D = Portable Device, O = Other Location, R = Roving (Relaxed Specification Order), N = Not Specified.

TABLE A-1  
UNITED STATES DISTRICT COURTS

CALENDAR YEAR 2002

REPORT BY PROSECUTORS OF COURT-AUTHORIZED INTERCEPTS OF WIRE, ORAL, OR ELECTRONIC COMMUNICATIONS  
PURSUANT TO 18 U.S.C. 2519

A.O. Number	Number of Days in Oper- ation <sup>4</sup>	Average Inter- cepts per Day	Number of <sup>5</sup>			Costs		Number of					
			Persons Inter- cepted	Intercepts	Incrim- inating Intercepts	Total Cost in \$	Other Than Manpower in \$	Arrests	Trials	Motions to Suppress Intercepts <sup>6</sup>			Persons Con- victed
										G	D	P	
PENNSYLVANIA, EASTERN (CONTINUED)													
6*	22	47	12	1,032	99	6,690	88	-	-	-	-	-	-
7*	53	9	19	469	106	35,900	2,000	-	-	-	-	-	-
8*	60	26	NR	1,590	NR	-	-	-	-	-	-	-	-
9*	3	14	3	43	1	2,227	1,150	-	-	-	-	-	-
PENNSYLVANIA, WESTERN													
1	59	66	298	3,887	439	638,661	59,541	14	-	-	-	11	8
2	30	46	114	1,383	256	RELATED TO NO. 1		RELATED TO NO. 1					
3	17	9	24	151	120	35,132	1,986	23	-	-	-	-	-
5*	26	57	76	1,475	5	121,927	300	1	-	-	-	-	-
PUERTO RICO													
1	30	5	8	157	77	23,693	-	-	-	-	-	-	-
2	27	14	32	369	117	22,194	871	-	-	-	-	-	-
3	7	72	57	506	130	24,073	1,950	-	-	-	-	-	-
4	18	-	-	-	-	14,216	-	-	-	-	-	-	-
5	30	60	128	1,803	394	59,568	1,950	-	-	-	-	-	-
6	15	65	46	975	133	29,943	1,950	-	-	-	-	-	-
7	7	14	15	96	56	12,783	100	-	-	-	-	-	-
12*	1	1	7	1	-	2,277	20	-	-	-	-	-	-
12**	5	20	14	100	12	4,000	-	RELATED TO NO. 13**					
13**	15	30	22	450	35	12,000	-	14	-	-	-	-	-
RHODE ISLAND													
1	27	35	98	950	130	42,275	500	-	-	-	-	-	-
SOUTH CAROLINA													
1	30	126	20	3,794	403	154,620	3,000	11	-	-	-	-	-
2	17	107	20	1,815	156	RELATED TO NO. 1		RELATED TO NO. 1					
3	54	43	67	2,345	937	203,528	21,938	43	-	-	-	-	-
SOUTH DAKOTA													
1	30	34	76	1,014	104	42,643	1,500	-	-	-	-	-	-
TENNESSEE, EASTERN													
1	60	10	57	582	403	2,513	1,050	-	-	-	-	-	-

<sup>4</sup>NI indicates never installed. I indicates installed but never used.

<sup>5</sup>NR indicates not reported or could not be determined.

<sup>6</sup>Motions: G = Granted, D = Denied, P = Pending.

\* This wiretap was terminated during 2001, but was not reported at that time because it was part of an ongoing investigation.

\*\* This wiretap was terminated during 2000 or earlier, but was not reported at that time because it was part of an ongoing investigation.

TABLE A-1  
UNITED STATES DISTRICT COURTS

CALENDAR YEAR 2002

REPORT BY JUDGES OF COURT-AUTHORIZED INTERCEPTS OF WIRE, ORAL, OR ELECTRONIC COMMUNICATIONS  
PURSUANT TO 18 U.S.C. 2519

A.O. Number	Authorizing Official		Offense Specified	Intercept		Date of Application	Authorized Length		
	Judge	Attorney General <sup>1</sup>		Type <sup>2</sup>	Location <sup>3</sup>		Original Order (Days)	Number of Extensions	Total Length (Days)
TENNESSEE, EASTERN (CONTINUED)									
2	JORDAN	WARREN	NARCOTICS	WC	D	10/04/2002	30	-	30
3	JORDAN	JENNINGS	NARCOTICS	ED	D	10/17/2002	30	-	30
6*	JORDAN	WARLOW	RACKETEERING	OM	H	06/21/2001	30	4	150
TENNESSEE, WESTERN									
3**	GIBBONS	DIGREGORY	NARCOTICS	WC	D	02/08/2000	30	1	60
4**	GIBBONS	KEENEY	NARCOTICS	WC	D	02/23/2000	30	-	30
5**	GIBBONS	KEENEY	NARCOTICS	WC	D	04/25/2000	30	-	30
TEXAS, EASTERN									
1	STEGER	MALCOLM	NARCOTICS	WC	D	01/23/2002	30	-	30
2	BROWN	MALCOLM	NARCOTICS	WC	D	03/15/2002	30	-	30
3	BROWN	KEENEY	NARCOTICS	WS,WC	H,D	04/03/2002	30	1	60
4	BROWN	KEENEY	NARCOTICS	WC	D	04/23/2002	30	1	60
5	STEGER	WARREN	NARCOTICS	WS	H	08/21/2002	30	1	60
6	SCHELL	MALCOLM	RACKETEERING	OM	O	08/22/2002	30	-	30
7	SCHELL	WARREN	NARCOTICS	WC	D	10/04/2002	30	-	30
TEXAS, NORTHERN									
1	MEANS	KEENEY	NARCOTICS	WC	D	12/06/2001	30	-	30
2	ROBINSON	WARREN	NARCOTICS	WC	D	02/14/2002	30	-	30
3	SANDERS	SWARTZ	NARCOTICS	WC	D	06/03/2002	30	-	30
4	LINDSEY	FISHER	NARCOTICS	WC	D	07/22/2002	30	2	90
5	LYNN	WARREN	NARCOTICS	WC	D	10/11/2002	30	-	30
6*	LYNN	WARLOW	RACKETEERING	WS,WC	H,D	08/01/2001	30	-	30
TEXAS, SOUTHERN									
1	HOYT	WARREN	NARCOTICS	WC	D	01/14/2002	30	-	30
2	LAKE	WARREN	NARCOTICS	WC	D	02/01/2002	30	1	60
3	HOYT	MALCOLM	NARCOTICS	WC	D	02/08/2002	30	-	30
4	LAKE	MALCOLM	NARCOTICS	WC	D	02/22/2002	30	-	30
5	WERLEIN	KEENEY	NARCOTICS	WC	D	03/01/2002	30	2	90
6	WERLEIN	SWARTZ	NARCOTICS	WC	D	03/04/2002	30	-	30
7	KAZAN	WARREN	NARCOTICS	WC	D	03/22/2002	30	-	30

<sup>1</sup> The attorney general or designee authorized the filing of the reported applications under the provisions of 18 U.S.C. 2516.

<sup>2</sup> Type: WS = Standard Telephone (Wire), WC = Cellular or Mobile Telephone (Wire), WO = Other (Wire), OM = Microphone (Oral), OO = Other (Oral), ED = Digital Pager (Electronic), EE = Computer or E-Mail (Electronic), EF = Fax Machine (Electronic), EO = Other (Electronic).

<sup>3</sup> Location: H = Personal Residence, B = Business, A = Public Area, D = Portable Device, O = Other Location, R = Roaming (Relaxed Specification Order), N = Not Specified.

TABLE A-1  
UNITED STATES DISTRICT COURTS

CALENDAR YEAR 2002

REPORT BY PROSECUTORS OF COURT-AUTHORIZED INTERCEPTS OF WIRE, ORAL, OR ELECTRONIC COMMUNICATIONS  
PURSUANT TO 18 U.S.C. 2519

A.O. Number	Number of Days in Oper- ation <sup>4</sup>	Average Inter- cepts per Day	Number of <sup>5</sup>			Costs		Number of					
			Persons Inter- cepted	Intercepts	Incrim- inating Intercepts	Total Cost in \$	Other Than Manpower in \$	Arrests	Trials	Motions to Suppress Intercepts <sup>6</sup>			Persons Convicted
										G	D	P	
TENNESSEE, EASTERN (CONTINUED)													
2	15	1	2	11	-	2,513	1,050	-	-	-	-	-	-
3	30	NR	NR	NR	NR	904	400	-	-	-	-	-	-
6*	16	NR	NR	NR	NR	5,680	780	-	-	-	-	-	-
TENNESSEE, WESTERN													
3**	57	66	70	3,786	290	321,800	300	-	-	-	-	-	-
4**	30	8	10	229	9	RELATED TO NO. 3**		-	-	-	-	-	-
5**	30	41	20	1,237	63	71,600	1,100	-	-	-	-	-	-
TEXAS, EASTERN													
1	23	7	83	166	70	33,000	2,000	-	-	-	-	-	-
2	30	15	40	439	120	18,240	-	7	-	-	-	-	6
3	60	63	100	3,775	413	31,896	-	10	1	-	-	-	6
4	60	27	40	1,633	23	RELATED TO NO. 3		RELATED TO NO. 3					
5	59	34	304	2,026	466	62,280	1,200	-	-	-	-	-	-
6	2	1	4	2	2	1,605	160	-	-	-	-	-	-
7	30	50	150	1,501	381	73,547	600	-	-	-	-	-	-
TEXAS, NORTHERN													
1	30	53	100	1,596	194	35,923	-	28	-	-	-	-	-
2	30	147	170	4,397	615	25,300	3,000	-	-	-	-	-	-
3	15	65	10	976	147	12,563	-	3	-	-	-	-	-
4	88	17	17	1,537	452	217,726	44,103	3	-	-	-	-	-
5	24	4	31	108	-	32,960	3,500	-	-	-	-	-	-
6*	30	91	134	2,725	900	92,027	1,800	-	-	-	-	-	-
TEXAS, SOUTHERN													
1	26	15	24	399	138	37,522	3,611	-	-	-	-	-	-
2	36	40	136	1,442	NR	128,707	3,348	-	-	-	-	-	-
3	18	13	17	232	101	34,018	1,200	-	-	-	-	-	-
4	8	10	25	76	7	4,900	900	-	-	-	-	-	-
5	90	35	32	3,184	2,300	295,013	93,600	9	-	-	-	-	-
6	30	31	52	933	43	86,731	30,491	-	-	-	-	-	-
7	30	25	25	751	176	59,770	700	-	-	-	-	-	-

<sup>4</sup>NI indicates never installed. I indicates installed but never used.

<sup>5</sup>NR indicates not reported or could not be determined.

<sup>6</sup>Motions: G = Granted, D = Denied, P = Pending.

\* This wiretap was terminated during 2001, but was not reported at that time because it was part of an ongoing investigation.

\*\* This wiretap was terminated during 2000 or earlier, but was not reported at that time because it was part of an ongoing investigation.



**TABLE A-1**  
**UNITED STATES DISTRICT COURTS**

**CALENDAR YEAR 2002**

**REPORT BY JUDGES OF COURT-AUTHORIZED INTERCEPTS OF WIRE, ORAL, OR ELECTRONIC COMMUNICATIONS  
PURSUANT TO 18 U.S.C. 2519**

A.O. Number	Authorizing Official		Offense Specified	Intercept		Date of Application	Authorized Length		
	Judge	Attorney General <sup>1</sup>		Type <sup>2</sup>	Location <sup>3</sup>		Original Order (Days)	Number of Extensions	Total Length (Days)
TEXAS, SOUTHERN (CONTINUED)									
8	HARMON	WARREN	NARCOTICS	WC	D	03/22/2002	30	-	30
9	HARMON	WARREN	NARCOTICS	EE	A	03/28/2002	30	-	30
10	WERLEIN	KEENEY	NARCOTICS	WC	D	04/03/2002	30	-	30
11	WERLEIN	FISHER	NARCOTICS	WS	H	04/15/2002	30	-	30
12	WERLEIN	MALCOLM	NARCOTICS	WC	D	04/16/2002	30	1	60
13	WERLEIN	WARREN	NARCOTICS	WC	D	04/23/2002	30	-	30
14	ROSENTHAL	MALCOLM	NARCOTICS	WC	D	05/24/2002	30	-	30
15	GILMORE	MALCOLM	NARCOTICS	WC	D	06/25/2002	30	-	30
16	GILMORE	WARREN	NARCOTICS	WC	D	06/25/2002	30	1	60
17	CRANE	MALCOLM	NARCOTICS	WC	D	07/02/2002	30	1	60
18	ATLAS	MALCOLM	NARCOTICS	WC	D	07/03/2002	30	2	90
19	CRANE	FISHER	NARCOTICS	WC	D	08/21/2002	30	-	30
20	HOYT	KEENEY	NARCOTICS	WC	D	10/07/2002	30	-	30
13*	HARMON	KEENEY	NARCOTICS	WC	D	06/03/2001	30	-	30
14*	HARMON	WARLOW	NARCOTICS	WC	D	07/25/2001	30	-	30
15*	ROSENTHAL	KISER	NARCOTICS	WS	H	08/09/2001	30	-	30
16*	ROSENTHAL	KEENEY	NARCOTICS	WC	D	08/31/2001	30	2	90
17*	HITTNER	MALCOLM	NARCOTICS	WC	D	12/06/2001	30	-	30
38**	GILMORE	KEENEY	NARCOTICS	WC	D	03/03/2000	30	3	120
39**	GILMORE	KEENEY	NARCOTICS	WC	D	03/08/2000	30	-	30
40**	HINOJOSA	GERSHEL	NARCOTICS	WC	D	04/04/2000	30	-	30
41**	ATLAS	WARREN	NARCOTICS	WC	D	04/14/2000	30	2	90
42**	HINOJOSA	KEENEY	NARCOTICS	WC	D	04/17/2000	30	-	30
TEXAS, WESTERN									
1	GARCIA	WARREN	RACKETEERING	WC	D	10/19/2001	30	2	90
2	BRIONES	SWARTZ	NARCOTICS	WC	D	03/19/2002	30	1	60
3	MARTINEZ	MALCOLM	NARCOTICS	WC	D	03/20/2002	30	1	60
4	MARTINEZ	WARREN	NARCOTICS	WC	D	04/01/2002	30	1	60
5	BRIONES	KEENEY	NARCOTICS	WC	D	04/23/2002	30	1	60
6	MARTINEZ	SWARTZ	NARCOTICS	WC	D	05/06/2002	30	-	30

<sup>1</sup> The attorney general or designee authorized the filing of the reported applications under the provisions of 18 U.S.C. 2516.

<sup>2</sup> Type: WS = Standard Telephone (Wire), WC = Cellular or Mobile Telephone (Wire), WO = Other (Wire), OM = Microphone (Oral), OO = Other (Oral), ED = Digital Pager (Electronic), EE = Computer or E-Mail (Electronic), EF = Fax Machine (Electronic), EO = Other (Electronic).

<sup>3</sup> Location: H = Personal Residence, B = Business, A = Public Area, D = Portable Device, O = Other Location, R = Roaming (Relaxed Specification Order), N = Not Specified.

TABLE A-1  
UNITED STATES DISTRICT COURTS

CALENDAR YEAR 2002

REPORT BY PROSECUTORS OF COURT-AUTHORIZED INTERCEPTS OF WIRE, ORAL, OR ELECTRONIC COMMUNICATIONS  
PURSUANT TO 18 U.S.C. 2519

A.O. Number	Number of Days in Oper- ation <sup>4</sup>	Average Inter- cepts per Day	Number of <sup>5</sup>			Costs		Number of					
			Persons Inter- cepted	Intercepts	Incrim- inating Intercepts	Total Cost in \$	Other Than Manpower in \$	Arrests	Trials	Motions to Suppress Intercepts <sup>6</sup>			Persons Convicted
										G	D	P	
TEXAS, SOUTHERN (CONTINUED)													
8	26	12	60	325	60	45,000	1,800	-	-	-	-	-	-
9	30	1	3	41	-	15,322	125	-	-	-	-	-	-
10	2	14	9	29	14	14,580	625	-	-	-	-	-	-
11	30	101	143	3,043	287	56,326	324	-	-	-	-	-	-
12	60	45	19	2,699	189	93,412	350	-	-	-	-	-	-
13	30	1	180	23	158	94,781	3,850	-	-	-	-	-	-
14	6	18	17	108	-	10,320	55	-	-	-	-	-	-
15	14	32	18	446	3	15,637	350	-	-	-	-	-	-
16	60	33	17	1,993	583	177,563	7,700	-	-	-	-	-	-
17	60	12	50	730	95	160,512	-	-	-	-	-	-	-
18	90	117	90	10,498	1,033	165,442	5,568	3	-	-	-	-	-
19	30	13	50	394	136	RELATED TO NO. 17		-	-	-	-	-	-
20	30	51	65	1,518	761	100,549	3,500	-	-	-	-	-	-
13*	24	26	87	628	217	28,236	900	-	-	-	-	-	-
14*	28	31	26	867	198	44,060	1,010	RELATED TO NO. 16*					
15*	30	31	104	919	52	20,006	900	-	-	-	-	-	-
16*	70	81	50	5,649	1,229	176,892	51,100	25	-	-	-	-	-
17*	10	34	27	341	4	30,866	11,350	RELATED TO NO. 16*					
38**	119	33	80	3,945	171	78,343	1,800	9	-	-	-	-	-
39**	20	-	4	2	NR	22,656	-	3	-	-	-	-	-
40**	6	40	14	242	41	85,000	5,000	-	-	-	-	-	-
41**	79	18	50	1,452	185	RELATED TO NO. 38**		RELATED TO NO. 38**					
42**	30	69	33	2,068	56	RELATED TO NO. 40**		-	-	-	-	-	-
TEXAS, WESTERN													
1	81	11	35	860	211	80,945	950	-	-	-	-	-	-
2	56	27	35	1,497	800	351,942	2,950	6	-	-	-	-	6
3	60	137	35	8,230	218	153,936	22,000	5	-	-	-	-	-
4	60	33	7	1,960	308	41,323	1,500	5	-	-	-	-	-
5	37	58	30	2,137	1,420	119,114	250	RELATED TO NO. 2					
6	30	48	35	1,452	113	60,552	5,000	-	-	-	-	-	-

<sup>4</sup>NI indicates never installed. I indicates installed but never used.

<sup>5</sup>NR indicates not reported or could not be determined.

<sup>6</sup>Motions: G = Granted, D = Denied, P = Pending.

\* This wiretap was terminated during 2001, but was not reported at that time because it was part of an ongoing investigation.

\*\* This wiretap was terminated during 2000 or earlier, but was not reported at that time because it was part of an ongoing investigation.

**TABLE A-1**  
**UNITED STATES DISTRICT COURTS**

**CALENDAR YEAR 2002**

**REPORT BY JUDGES OF COURT-AUTHORIZED INTERCEPTS OF WIRE, ORAL, OR ELECTRONIC COMMUNICATIONS  
PURSUANT TO 18 U.S.C. 2519**

A.O. Number	Authorizing Official		Offense Specified	Intercept		Date of Application	Authorized Length		
	Judge	Attorney General <sup>1</sup>		Type <sup>2</sup>	Location <sup>3</sup>		Original Order (Days)	Number of Extensions	Total Length (Days)
TEXAS, WESTERN (CONTINUED)									
7	MARTINEZ	WARREN	NARCOTICS	WC	D	06/15/2002	30	1	60
8	BRIONES	SWARTZ	NARCOTICS	WC	D	06/18/2002	30	-	30
9	BRIONES	SWARTZ	NARCOTICS	WC,ED	D	07/02/2002	30	-	30
10	MARTINEZ	WARREN	RACKETEERING	WC	D	07/07/2002	30	2	90
11	GARCIA	KEENEY	NARCOTICS	WC	D	07/08/2002	30	2	90
12	BIERY	FISHER	NARCOTICS	WC	D	08/07/2002	30	-	30
13	MARTINEZ	WARREN	RACKETEERING	WC	D	08/14/2002	30	1	60
14	MARTINEZ	WARREN	RACKETEERING	WC	D	08/22/2002	30	1	60
15	MARTINEZ	SWARTZ	RACKETEERING	WC	D	09/11/2002	30	2	90
16	MARTINEZ	MALCOLM	NARCOTICS	WC	D	10/25/2002	30	-	30
UTAH									
1	BENSON	KEENEY	NARCOTICS	WC	D	08/22/2002	30	1	60
2	BENSON	KEENEY	NARCOTICS	WC	D	09/27/2002	30	-	30
VIRGINIA, EASTERN									
1	SMITH	WARREN	NARCOTICS	WC	D	02/25/2002	30	1	60
2	HILTON	MALCOLM	NARCOTICS	WC	D	03/06/2002	30	1	60
3	WILLIAMS	THOMPSON	EXTORTION	EE	O	10/22/2002	30	-	30
2**	WILLIAMS	KEENEY	NARCOTICS	WS,WC	H,D	02/25/2000	30	-	30
3**	SPENCER	KEENEY	NARCOTICS	WC	D	03/17/2000	30	-	30
WASHINGTON, WESTERN									
1	PECHMAN	SWARTZ	MURDER	OM	O	05/10/2002	30	-	30
2	PECHMAN	SWARTZ	MURDER	OM	O	05/22/2002	30	-	30
3	PECHMAN	MALCOLM	NARCOTICS	WC	D	06/17/2002	30	-	30
4	PECHMAN	WARREN	RACKETEERING	WC	D	06/24/2002	30	2	90
5	PECHMAN	SWARTZ	SMUGGLING	WS	H	07/02/2002	30	-	30
6	PECHMAN	SWARTZ	NARCOTICS	WC	D	07/09/2002	30	-	30
7	PECHMAN	SWARTZ	NARCOTICS	WC	D	07/26/2002	30	-	30
8	PECHMAN	WARREN	NARCOTICS	WC	D	08/09/2002	30	-	30
9	PECHMAN	WARREN	RACKETEERING	WC	D	08/14/2002	30	-	30
10	PECHMAN	CHERTOFF	NARCOTICS	WC	R	08/27/2002	30	-	30

<sup>1</sup> The attorney general or designee authorized the filing of the reported applications under the provisions of 18 U.S.C. 2516.

<sup>2</sup> Type: WS = Standard Telephone (Wire), WC = Cellular or Mobile Telephone (Wire), WO = Other (Wire), OM = Microphone (Oral), OO = Other (Oral), ED = Digital Pager (Electronic), EE = Computer or E-Mail (Electronic), EF = Fax Machine (Electronic), EO = Other (Electronic).

<sup>3</sup> Location: H = Personal Residence, B = Business, A = Public Area, D = Portable Device, O = Other Location, R = Roving (Relaxed Specification Order), N = Not Specified.

TABLE A-1  
UNITED STATES DISTRICT COURTS

CALENDAR YEAR 2002

REPORT BY PROSECUTORS OF COURT-AUTHORIZED INTERCEPTS OF WIRE, ORAL, OR ELECTRONIC COMMUNICATIONS  
PURSUANT TO 18 U.S.C. 2519

A.O. Number	Number of Days in Oper- ation <sup>4</sup>	Average Inter- cepts per Day	Number of <sup>5</sup>			Costs		Number of					
			Persons Inter- cepted	Intercepts	Incrim- inating Intercepts	Total Cost in \$	Other Than Manpower in \$	Arrests	Trials	Motions to Suppress Intercepts <sup>6</sup>			Persons Convicted
										G	D	P	
TEXAS, WESTERN (CONTINUED)													
7	60	22	34	1,323	182	270,256	10,002	6	-	1	-	-	-
8	30	25	33	739	162	102,444	300	1	-	-	-	-	-
9	30	2	7	49	10	47,116	300	2	-	-	-	-	2
10	90	223	320	20,112	2,597	189,792	27,132	-	-	-	-	-	-
11	81	5	15	423	89	132,985	4,320	-	-	-	-	-	-
12	30	-	-	-	-	33,175	1,800	-	-	-	-	-	-
13	49	33	137	1,619	204	RELATED TO NO. 10		-	-	-	-	-	-
14	60	92	246	5,526	907	RELATED TO NO. 10		-	-	-	-	-	-
15	90	110	367	9,879	1,074	RELATED TO NO. 10		-	-	-	-	-	-
16	NI	-	-	-	-	-	-	-	-	-	-	-	-
UTAH													
1	60	61	136	3,638	175	332,800	8,800	-	-	-	-	-	-
2	30	31	167	929	38	166,400	4,400	-	-	-	-	-	-
VIRGINIA, EASTERN													
1	60	153	77	9,188	716	38,234	30,777	26	-	-	-	1	-
2	58	80	138	4,637	822	190,630	138,662	21	-	-	-	-	12
3	7	-	NR	2	5	7,825	-	-	-	-	-	-	-
2**	30	68	83	2,037	126	105,040	2,000	23	-	-	-	-	-
3**	30	28	46	839	118	35,600	2,000	RELATED TO NO. 2**					
WASHINGTON, WESTERN													
1	6	NR	NR	NR	NR	26,852	2,500	-	-	-	-	-	-
2	4	NR	NR	NR	NR	15,763	3,100	-	-	-	-	-	-
3	15	39	88	582	192	RELATED TO NO. 10		RELATED TO NO. 10					
4	86	67	900	5,742	3,769	281,278	2,000	22	-	-	-	-	8
5	25	18	285	460	236	RELATED TO NO. 4		RELATED TO NO. 4					
6	29	39	108	1,123	349	RELATED TO NO. 10		RELATED TO NO. 10					
7	27	18	48	479	71	RELATED TO NO. 10		RELATED TO NO. 10					
8	30	68	255	2,029	662	RELATED TO NO. 10		RELATED TO NO. 10					
9	30	14	10	408	110	RELATED TO NO. 4		RELATED TO NO. 4					
10	30	11	75	344	104	1,248,375	635,394	28	-	-	-	-	-

<sup>4</sup>NI indicates never installed. I indicates installed but never used.

<sup>5</sup>NR indicates not reported or could not be determined.

<sup>6</sup>Motions: G = Granted, D = Denied, P = Pending.

\* This wiretap was terminated during 2001, but was not reported at that time because it was part of an ongoing investigation.

\*\* This wiretap was terminated during 2000 or earlier, but was not reported at that time because it was part of an ongoing investigation.

**TABLE A-1**  
**UNITED STATES DISTRICT COURTS**

**CALENDAR YEAR 2002**

**REPORT BY JUDGES OF COURT-AUTHORIZED INTERCEPTS OF WIRE, ORAL, OR ELECTRONIC COMMUNICATIONS  
PURSUANT TO 18 U.S.C. 2519**

A.O. Number	Authorizing Official		Offense Specified	Intercept		Date of Application	Authorized Length		
	Judge	Attorney General <sup>1</sup>		Type <sup>2</sup>	Location <sup>3</sup>		Original Order (Days)	Num-ber of Exten-sions	Total Length (Days)
WASHINGTON, WESTERN (CONTINUED)									
11	PECHMAN	MALCOLM	NARCOTICS	WC	D	09/08/2002	30	-	30
12	PECHMAN	WARREN	NARCOTICS	WC	D	09/20/2002	30	-	30
13	PECHMAN	WARREN	NARCOTICS	WC	D	10/04/2002	30	1	60
14	PECHMAN	WARREN	NARCOTICS	WC	D	10/17/2002	30	-	30
15	PECHMAN	SWARTZ	NARCOTICS	WC	D	10/24/2002	30	-	30
16	PECHMAN	WARREN	\$LAUNDERING	WS,WC	B,D	11/09/2002	30	1	60
17	PECHMAN	KEENEY	\$LAUNDERING	WS	H	11/20/2002	30	-	30
18	TANNER	KEENEY	\$LAUNDERING	EF	H	11/29/2002	30	-	30
WEST VIRGINIA, NORTHERN									
1	STAMP	KEENEY	NARCOTICS	WS	H	02/19/2002	30	-	30
2	STAMP	KEENEY	NARCOTICS	WC	D	03/11/2002	30	-	30
WEST VIRGINIA, SOUTHERN									
1	HADEN	FISHER	NARCOTICS	WC	D	07/01/2002	30	1	60
WISCONSIN, EASTERN									
1	ADELMAN	KEENEY	NARCOTICS	WC	D	03/07/2002	30	-	30
2	RANDA	SWARTZ	RACKETEERING	WC	D	05/01/2002	30	1	60
3	RANDA	WARREN	RACKETEERING	WC	D	05/28/2002	30	-	30
4	CURRAN	KEENEY	RACKETEERING	WC	D	11/01/2002	30	-	30
5**	CLEVERT	DIGREGORY	NARCOTICS	WC	D	06/30/2000	30	-	30
533**	EVANS	SCHNEIDER	RACKETEERING	OM	H	12/21/1994	30	3	120

<sup>1</sup> The attorney general or designee authorized the filing of the reported applications under the provisions of 18 U.S.C. 2516.

<sup>2</sup> Type: WS = Standard Telephone (Wire), WC = Cellular or Mobile Telephone (Wire), WO = Other (Wire), OM = Microphone (Oral), OO = Other (Oral), ED = Digital Pager (Electronic), EE = Computer or E-Mail (Electronic), EF = Fax Machine (Electronic), EO = Other (Electronic).

<sup>3</sup> Location: H = Personal Residence, B = Business, A = Public Area, D = Portable Device, O = Other Location, R = Roving (Relaxed Specification Order), N = Not Specified.

TABLE A-1  
UNITED STATES DISTRICT COURTS

CALENDAR YEAR 2002

REPORT BY PROSECUTORS OF COURT-AUTHORIZED INTERCEPTS OF WIRE, ORAL, OR ELECTRONIC COMMUNICATIONS  
PURSUANT TO 18 U.S.C. 2519

A.O. Number	Number of Days in Oper- ation <sup>4</sup>	Average Inter- cepts per Day	Number of <sup>5</sup>			Costs		Number of					
			Persons Inter- cepted	Intercepts	Incrim- inating Intercepts	Total Cost in \$	Other Than Manpower in \$	Arrests	Trials	Motions to Suppress Intercepts <sup>6</sup>			Persons Convicted
										G	D	P	
WASHINGTON, WESTERN (CONTINUED)													
11	30	12	80	355	69	RELATED TO NO. 10		RELATED TO NO. 10					
12	14	69	80	962	254	RELATED TO NO. 10		RELATED TO NO. 10					
13	60	86	114	5,180	1,352	122,358	-	-	-	-	-	-	-
14	20	63	100	1,268	379	RELATED TO NO. 10		RELATED TO NO. 10					
15	13	84	140	1,092	242	RELATED TO NO. 10		RELATED TO NO. 10					
16	41	38	254	1,547	297	423,098	75,500	6	-	-	-	-	-
17	30	30	278	905	138	RELATED TO NO. 16		RELATED TO NO. 16					
18	21	22	115	461	56	RELATED TO NO. 16		RELATED TO NO. 16					
WEST VIRGINIA, NORTHERN													
1	12	97	31	1,161	118	7,923	1,100	-	-	-	-	-	-
2	26	77	46	2,010	288	19,388	8,900	-	-	-	-	-	-
WEST VIRGINIA, SOUTHERN													
1	43	109	181	4,687	263	49,203	23,747	5	-	-	-	-	-
WISCONSIN, EASTERN													
1	30	200	50	6,000	2,800	33,500	20,000	38	-	-	2	-	-
2	54	155	65	8,374	1,351	RELATED TO NO. 3		RELATED TO NO. 3					
3	27	136	26	3,682	627	61,428	6,140	11	-	-	-	-	-
4	30	49	60	1,472	249	61,002	14,400	-	-	-	-	-	-
5**	15	27	30	406	53	31,662	17,089	-	-	-	-	-	-
533**	120	140	10	16,787	41	55,168	5,168	22	-	-	-	-	22

<sup>4</sup>NI indicates never installed. I indicates installed but never used.

<sup>5</sup>NR indicates not reported or could not be determined.

<sup>6</sup>Motions: G = Granted, D = Denied, P = Pending.

\* This wiretap was terminated during 2001, but was not reported at that time because it was part of an ongoing investigation.

\*\* This wiretap was terminated during 2000 or earlier, but was not reported at that time because it was part of an ongoing investigation.

SUPPLEMENTARY REPORT BY PROSECUTORS FOR INTERCEPTS TERMINATED IN CALENDAR YEAR 1992  
AS OF DECEMBER 31, 2002

U.S. District Court	A.O. Report Number in 1992 Report*	Date of Application	Additional Activity During Calendar Year 2002								
			Cost in \$	Persons Arrested	Trials Completed	Motions to Suppress Intercepts**			Persons Con- victed	Offense for Which Convicted	
						G	D	P			
CALIFORNIA, NORTHERN											
	20	01/30/1992	-	-	1	-	-	-	-		
	21)	04/07/1992	-	-	-	-	-	-	-		
	22)	05/01/1992	-	-	-	-	-	-	-		
MICHIGAN, EASTERN											
	140	12/17/1991	-	17	2	-	5	-	6	RACKETEERING	

\*Report numbers followed by parentheses indicate reports linked to other wiretaps involving the same investigation.

\*\*Motions: G = Granted, D = Denied, P = Pending.

SUPPLEMENTARY REPORT BY PROSECUTORS FOR INTERCEPTS TERMINATED IN CALENDAR YEAR 1993  
AS OF DECEMBER 31, 2002

U.S. District Court	A.O. Report Number in 1993 Report*	Date of Application	Additional Activity During Calendar Year 2002							
			Cost in \$	Persons Arrested	Trials Completed	Motions to Suppress Intercepts**			Persons Con- victed	Offense for Which Convicted
						G	D	P		
IOWA, NORTHERN										
	138)	07/09/1993	-	-	-	-	-	-	-	
MICHIGAN, EASTERN										
	176)	03/17/1992	-	-	-	-	-	-	-	
	182)	11/25/1992	-	-	-	-	-	-	-	

\*Report numbers followed by parentheses indicate reports linked to other wiretaps involving the same investigation.

\*\*Motions: G = Granted, D = Denied, P = Pending.



SUPPLEMENTARY REPORT BY PROSECUTORS FOR INTERCEPTS TERMINATED IN CALENDAR YEAR 1994  
AS OF DECEMBER 31, 2002

U.S. District Court	A.O. Report Number in 1994 Report*	Date of Application	Additional Activity During Calendar Year 2002							
			Cost in \$	Persons Arrested	Trials Completed	Motions to Suppress Intercepts**			Persons Con- victed	Offense for Which Convicted
						G	D	P		
CALIFORNIA, NORTHERN	22	07/01/1994	-	-	-	-	-	-	1	NARCOTICS
IOWA, NORTHERN	182	10/16/1993	-	-	-	-	1	-	1	NARCOTICS
VIRGINIA, EASTERN	550	05/02/1994	-	30	-	-	-	-	30	NARCOTICS

\*Report numbers followed by parentheses indicate reports linked to other wiretaps involving the same investigation.

\*\*Motions: G = Granted, D = Denied, P = Pending.

SUPPLEMENTARY REPORT BY PROSECUTORS FOR INTERCEPTS TERMINATED IN CALENDAR YEAR 1995  
AS OF DECEMBER 31, 2002

U.S. District Court	A.O. Report Number in 1995 Report*	Date of Application	Additional Activity During Calendar Year 2002							
			Cost in \$	Persons Arrested	Trials Completed	Motions to Suppress Intercepts**			Persons Con- victed	Offense for Which Convicted
						G	D	P		
CALIFORNIA, NORTHERN										
	46)	08/01/1995	-	-	-	-	-	-	-	
	47)	08/11/1995	-	-	-	-	-	-	-	
FLORIDA, SOUTHERN										
	135	03/08/1995	-	1	-	-	-	-	-	
	139	05/17/1995	-	1	-	-	-	-	-	
	144	07/28/1995	-	1	1	-	-	-	-	
HAWAII										
	158	12/02/1994	-	2	-	-	-	-	-	
WISCONSIN, EASTERN										
	533**	(See Appendix Table A-1 in this year's report.)								

\*Report numbers followed by parentheses indicate reports linked to other wiretaps involving the same investigation.

\*\*Motions: G = Granted, D = Denied, P = Pending.

SUPPLEMENTARY REPORT BY PROSECUTORS FOR INTERCEPTS TERMINATED IN CALENDAR YEAR 1996  
AS OF DECEMBER 31, 2002

U.S. District Court	A.O. Report Number in 1996 Report*	Date of Application	Additional Activity During Calendar Year 2002								
			Cost in \$	Persons Arrested	Trials Completed	Motions to Suppress Intercepts**			Persons Con- victed	Offense for Which Convicted	
						G	D	P			
CALIFORNIA, NORTHERN											
	27)	09/05/1995	-	-	-	-	-	-	-		
	28)	11/22/1995	-	-	-	-	-	-	-		
	34)	01/19/1996	-	-	-	-	-	-	-		
	36	01/30/1996	-	-	-	-	-	-	1		RACKETEERING
ILLINOIS, NORTHERN											
	208)	02/01/1996	-	-	-	-	-	-	-		
	210)	03/14/1996	-	-	-	-	-	-	-		
	211)	04/30/1996	-	-	-	-	-	-	-		
	213	05/28/1996	-	10	-	-	-	1	-		
	220	08/12/1996	-	-	-	-	-	-	7		RACKETEERING
MARYLAND											
	256	04/24/1996	-	-	-	-	-	-	1		\$LAUNDERING

\*Report numbers followed by parentheses indicate reports linked to other wiretaps involving the same investigation.

\*\*Motions: G = Granted, D = Denied, P = Pending.

SUPPLEMENTARY REPORT BY PROSECUTORS FOR INTERCEPTS TERMINATED IN CALENDAR YEAR 1997  
AS OF DECEMBER 31, 2002

U.S. District Court	A.O. Report Number in 1997 Report*	Date of Application	Additional Activity During Calendar Year 2002							
			Cost in \$	Persons Arrested	Trials Completed	Motions to Suppress Intercepts**			Persons Con- victed	Offense for Which Convicted
						G	D	P		
FLORIDA, SOUTHERN										
	175	05/27/1997	-	5	3	-	3	-	5	CONSPIRACY
ILLINOIS, NORTHERN										
	206)	01/02/1996	-	-	-	-	-	-	-	
	207)	09/20/1996	-	-	-	-	-	-	-	
	233	11/06/1997	-	1	-	-	-	-	3	RACKETEERING
LOUISIANA, MIDDLE										
	257)	10/18/1996	-	-	-	-	-	-	-	
	258)	12/06/1996	-	-	-	-	-	-	-	
	259	04/16/1997	-	-	1	-	3	-	1	EXTORTION
LOUISIANA, WESTERN										
	260)	06/26/1996	-	-	-	-	-	-	-	
MICHIGAN, EASTERN										
	287	09/29/1997	-	5	1	-	-	-	7	CONSPIRACY
	288)	10/24/1997	-	-	-	-	-	-	-	
NEW JERSEY										
	319	09/15/1997	-	-	3	-	-	-	3	EXTORTION
	320	11/03/1997	-	-	1	-	1	-	-	
NEW YORK, EASTERN										
	362	07/03/1997	-	3	1	-	-	-	15	NARCOTICS
	364)	07/21/1997	-	-	-	-	-	-	-	
NEW YORK, SOUTHERN										
	379	02/10/1997	-	-	5	-	-	-	-	
NEW YORK, WESTERN										
	423	05/05/1997	-	-	-	-	-	-	4	NARCOTICS
UTAH										
	554)	12/16/1996	-	-	-	-	-	-	-	
	555	01/16/1997	-	-	25	-	4	-	2	FIREARMS
	556)	02/04/1997	-	-	-	-	-	-	-	-
	557	10/27/1997	-	-	-	-	-	-	-	-
	558)	11/18/1997	-	-	-	-	-	-	-	-

\*Report numbers followed by parentheses indicate reports linked to other wiretaps involving the same investigation.

\*\*Motions: G = Granted, D = Denied, P = Pending.

SUPPLEMENTARY REPORT BY PROSECUTORS FOR INTERCEPTS TERMINATED IN CALENDAR YEAR 1998  
AS OF DECEMBER 31, 2002

U.S. District Court	A.O. Report Number in 1998 Report*	Date of Application	Additional Activity During Calendar Year 2002							
			Cost in \$	Persons Arrested	Trials Completed	Motions to Suppress Intercepts**			Persons Con- victed	Offense for Which Convicted
						G	D	P		
ARKANSAS, EASTERN										
	14	01/21/1998	-	-	2	-	-	-	2	NARCOTICS
CALIFORNIA, CENTRAL										
	52)	09/24/1997	-	-	-	-	-	-	-	
	64	01/30/1998	-	-	-	-	-	-	2	\$LAUNDERING
	91	08/11/1998	-	-	-	-	-	-	1	CONSPIRACY
FLORIDA, SOUTHERN										
	145	02/06/1998	-	-	-	-	-	-	1	NARCOTICS
	167)	08/28/1998	-	-	-	-	-	-	-	
	171)	09/11/1998	-	-	-	-	-	-	-	
ILLINOIS, NORTHERN										
	187	02/26/1998	-	5	-	-	-	-	5	RACKETEERING
IOWA, SOUTHERN										
	205	03/06/1998	-	-	1	-	-	-	1	NARCOTICS
LOUISIANA, EASTERN										
	217	04/28/1998	-	-	-	-	-	-	2	CONSPIRACY
	219	05/27/1998	-	2	-	-	-	-	2	NARCOTICS
LOUISIANA, WESTERN										
	222	02/12/1998	-	10	-	-	-	-	23	NARCOTICS
MICHIGAN, EASTERN										
	239	03/03/1998	-	-	-	-	-	-	2	NARCOTICS
NEVADA										
	271	03/03/1998	-	-	-	-	-	-	2	\$LAUNDERING
NEW YORK, EASTERN										
	319	01/02/1998	-	4	-	-	-	-	4	NARCOTICS
	322	02/19/1998	-	14	-	-	-	-	14	NARCOTICS
NEW YORK, SOUTHERN										
	346	12/08/1997	-	3	-	-	-	-	-	

\*Report numbers followed by parentheses indicate reports linked to other wiretaps involving the same investigation.

\*\*Motions: G = Granted, D = Denied, P = Pending.

SUPPLEMENTARY REPORT BY PROSECUTORS FOR INTERCEPTS TERMINATED IN CALENDAR YEAR 1998  
AS OF DECEMBER 31, 2002 (CONTINUED)

U.S. District Court	A.O. Report Number in 1998 Report*	Date of Application	Additional Activity During Calendar Year 2002								
			Cost in \$	Persons Arrested	Trials Completed	Motions to Suppress Intercepts**			Persons Con- victed	Offense for Which Convicted	
						G	D	P			
NEW YORK, WESTERN											
	383)	12/30/1997	-	-	-	-	-	-	-		
	386	02/09/1998	-	-	-	-	-	-	1		NARCOTICS
	392)	11/25/1998	-	-	-	-	-	-	-		
PUERTO RICO											
	462)	05/15/1998	-	-	-	-	-	-	-		
	464)	06/18/1998	-	-	-	-	-	-	-		
	470)	11/24/1998	-	-	-	-	-	-	-		
TENNESSEE, EASTERN											
	475	04/22/1998	-	43	1	-	1	-	32		NARCOTICS
TENNESSEE, MIDDLE											
	478)	02/06/1998	-	-	-	-	-	-	-		
	481	03/05/1998	-	-	-	-	1	-	-		
	483)	03/30/1998	-	-	-	-	-	-	-		
	484)	04/08/1998	-	-	-	-	-	-	-		
	486)	11/25/1998	-	-	-	-	-	-	-		
TEXAS, WESTERN											
	540	05/05/1998	-	2	-	-	-	-	-		
UTAH											
	546)	02/02/1998	-	-	-	-	-	-	-		
	547	04/13/1998	-	1	-	-	-	-	1		NARCOTICS
	548	07/28/1998	-	-	-	-	2	-	-		
	549)	10/01/1998	-	-	-	-	-	-	-		
	550)	10/07/1998	-	-	-	-	-	-	-		
VIRGINIA, EASTERN											
	554	09/11/1998	-	-	1	-	-	-	4		NARCOTICS

\*Report numbers followed by parentheses indicate reports linked to other wiretaps involving the same investigation.

\*\*Motions: G = Granted, D = Denied, P = Pending.

SUPPLEMENTARY REPORT BY PROSECUTORS FOR INTERCEPTS TERMINATED IN CALENDAR YEAR 1999  
AS OF DECEMBER 31, 2002

U.S. District Court	A.O. Report Number in 1999 Report*	Date of Application	Additional Activity During Calendar Year 2002								
			Cost in \$	Persons Arrested	Trials Completed	Motions to Suppress Intercepts**			Persons Con- victed	Offense for Which Convicted	
						G	D	P			
ARIZONA											
	18)	12/21/1998	-	-	-	-	-	-	-		
	20	03/08/1999	-	1	1	-	-	-	1		NARCOTICS
ARKANSAS, WESTERN											
	28	05/13/1999	-	2	-	-	-	-	2		NARCOTICS
CALIFORNIA, EASTERN											
	42	01/26/1999	-	-	-	-	-	-	1		NARCOTICS
	44	02/23/1999	-	-	-	-	-	-	1		NARCOTICS
	49	09/02/1999	-	3	2	-	1	-	3		NARCOTICS
CALIFORNIA, NORTHERN											
	31	04/16/1998	-	1	-	2	-	-	11		NARCOTICS
	32)	07/09/1998	-	-	-	-	-	-	-		
	37	03/16/1999	-	-	-	-	-	-	1		NARCOTICS
	41	10/17/1999	-	11	1	-	-	-	3		RACKETEERING
CALIFORNIA, SOUTHERN											
	93)	06/09/1998	-	-	-	-	-	-	-		
	94	10/08/1998	-	1	-	-	-	-	14		NARCOTICS
	97	02/09/1999	-	9	-	-	-	-	9		FRAUD
	99	03/16/1999	-	3	-	-	-	-	3		RACKETEERING
COLORADO											
	121	07/30/1999	-	13	-	-	-	-	13		NARCOTICS
CONNECTICUT											
	124)	10/13/1998	-	-	-	-	-	-	-		
	127	02/03/1999	-	-	-	-	-	-	1		NARCOTICS
	133	09/15/1999	-	2	-	-	-	-	4		NARCOTICS
DISTRICT OF COLUMBIA											
	141)	09/20/1999	-	-	-	-	-	-	-		
	143)	11/10/1999	-	-	-	-	-	-	-		
	144)	11/19/1999	-	-	-	-	-	-	-		

\*Report numbers followed by parentheses indicate reports linked to other wiretaps involving the same investigation.

\*\*Motions: G = Granted, D = Denied, P = Pending.

SUPPLEMENTARY REPORT BY PROSECUTORS FOR INTERCEPTS TERMINATED IN CALENDAR YEAR 1999  
AS OF DECEMBER 31, 2002 (CONTINUED)

U.S. District Court	A.O. Report Number in 1999 Report*	Date of Application	Additional Activity During Calendar Year 2002								
			Cost in \$	Persons Arrested	Trials Completed	Motions to Suppress Intercepts**			Persons Con- victed	Offense for Which Convicted	
						G	D	P			
FLORIDA, SOUTHERN											
	167)	09/02/1998	-	-	-	-	-	-	-		
	169)	10/07/1998	-	-	-	-	-	-	-		
	174)	12/04/1998	-	-	-	-	-	-	-		
	185	03/18/1999	-	-	1	-	-	-	-		
	199	09/23/1999	-	19	1	-	-	-	19		RACKETEERING
ILLINOIS, NORTHERN											
	213	09/14/1998	-	11	1	-	3	-	12		NARCOTICS
	214)	10/30/1998	-	-	-	-	-	-	-		
	217	02/22/1999	-	-	-	-	-	-	2		NARCOTICS
	218)	02/22/1999	-	-	-	-	-	-	-		
	229	10/25/1999	-	2	-	-	-	-	-		
LOUISIANA, EASTERN											
	254	08/25/1999	-	-	-	-	-	-	1		NARCOTICS
MASSACHUSETTS											
	276	03/08/1999	-	-	-	-	-	-	1		NARCOTICS
MICHIGAN, EASTERN											
	292	03/01/1999	-	15	-	-	-	-	11		GAMBLING
MINNESOTA											
	307	12/24/1998	-	1	-	-	-	-	1		FRAUD
NEBRASKA											
	323	11/08/1999	-	-	-	-	-	-	1		NARCOTICS
NEVADA											
	333	04/30/1999	-	-	-	-	-	-	5		GAMBLING
NEW JERSEY											
	690**	(See Appendix Table A-1 in this year's report.)									
NEW YORK, EASTERN											
	389)	06/14/1999	-	-	-	-	-	-	-		
	392	09/07/1999	-	1	-	-	-	-	-		
	393	09/09/1999	-	15	-	-	-	-	15		RACKETEERING

\*Report numbers followed by parentheses indicate reports linked to other wiretaps involving the same investigation.

\*\*Motions: G = Granted, D = Denied, P = Pending.



SUPPLEMENTARY REPORT BY PROSECUTORS FOR INTERCEPTS TERMINATED IN CALENDAR YEAR 1999  
AS OF DECEMBER 31, 2002 (CONTINUED)

U.S. District Court	A.O. Report Number in 1999 Report*	Date of Application	Additional Activity During Calendar Year 2002								
			Cost in \$	Persons Arrested	Trials Completed	Motions to Suppress Intercepts**			Persons Con- victed	Offense for Which Convicted	
						G	D	P			
NEW YORK, WESTERN											
	423)	09/13/1998	-	-	-	-	-	-	-		
	425	04/21/1999	-	2	-	-	-	1	-		
OHIO, NORTHERN											
	434	04/21/1999	-	-	-	-	-	-	1	NARCOTICS	
OKLAHOMA, WESTERN											
	448	03/30/1999	-	5	-	-	-	-	2	\$LAUNDERING	
PENNSYLVANIA, EASTERN											
	461	02/02/1999	-	7	-	-	-	-	2	NARCOTICS	
	467)	05/04/1999	-	-	-	-	-	-	-		
PUERTO RICO											
	481)	02/18/1999	-	-	-	-	-	-	-		
	484	03/23/1999	-	22	-	-	-	-	21	NARCOTICS	
	486)	04/08/1999	-	-	-	-	-	-	-		
	494)	09/20/1999	-	-	-	-	-	-	-		
	495	11/24/1999	-	10	4	-	-	-	29	NARCOTICS	
TENNESSEE, MIDDLE											
	499	05/29/1998	-	5	-	-	-	-	-		
	500)	12/17/1998	-	-	-	-	-	-	-		
	501)	02/24/1999	-	-	-	-	-	-	-		
	502	03/17/1999	-	3	-	-	1	-	-		
TEXAS, SOUTHERN											
	546	08/02/1999	-	3	1	-	-	-	8	NARCOTICS	
	549)	10/14/1999	-	-	-	-	-	-	-		
UTAH											
	586	09/17/1999	-	1	-	-	-	-	1	NARCOTICS	
	587)	09/17/1999	-	-	-	-	-	-	-		
WASHINGTON, WESTERN											
	595	11/20/1998	-	-	-	-	-	-	9	\$LAUNDERING	

\*Report numbers followed by parentheses indicate reports linked to other wiretaps involving the same investigation.

\*\*Motions: G = Granted, D = Denied, P = Pending.

SUPPLEMENTARY REPORT BY PROSECUTORS FOR INTERCEPTS TERMINATED IN CALENDAR YEAR 2000  
AS OF DECEMBER 31, 2002

U.S. District Court	A.O. Report Number in 2000 Report*	Date of Application	Additional Activity During Calendar Year 2002							Persons Con- victed	Offense for Which Convicted
			Cost in \$	Persons Arrested	Trials Completed	Motions to Suppress Intercepts**					
						G	D	P			
ARIZONA											
	1)	09/14/1999	-	-	-	-	-	-	-		
	3)	12/17/1999	-	-	-	-	-	-	-		
	4	01/07/2000	-	1	-	-	2	-	16		NARCOTICS
	7	03/22/2000	-	-	-	-	-	-	7		RACKETEERING
	9**	(See Appendix Table A-1 in this year's report.)									
	10**	(See Appendix Table A-1 in this year's report.)									
ARKANSAS, EASTERN											
	1	08/04/2000	-	-	-	-	-	-	6		NARCOTICS
	2	09/26/2000	-	-	-	-	-	-	5		NARCOTICS
CALIFORNIA, CENTRAL											
	1	11/10/1999	-	-	1	-	-	-	20		CONSPIRACY
	3	12/26/1999	-	-	-	-	-	-	5		SMUGGLING
	9	02/18/2000	-	-	-	-	1	-	2		RACKETEERING
	11)	03/07/2000	-	-	-	-	-	-	-		
	15	05/04/2000	-	40	2	-	1	-	12		SMUGGLING
	22)	06/13/2000	-	-	-	-	-	-	-		
	23)	06/21/2000	-	-	-	-	-	-	-		
	24)	06/30/2000	-	-	-	-	-	-	-		
	43**	(See Appendix Table A-1 in this year's report.)									
	44**	(See Appendix Table A-1 in this year's report.)									
	45**	(See Appendix Table A-1 in this year's report.)									
	46**	(See Appendix Table A-1 in this year's report.)									
	611**	12/07/1998	-	-	1	-	-	-	5		NARCOTICS
	614**	01/13/1999	-	-	1	-	-	-	5		CONSPIRACY
	616**	01/29/1999	-	1	-	-	-	-	-		
	619**	05/26/1999	-	1	1	-	1	-	22		NARCOTICS
	621*)	09/16/1999	-	-	-	-	-	-	-		

\*Report numbers followed by parentheses indicate reports linked to other wiretaps involving the same investigation.

\*\*Motions: G = Granted, D = Denied, P = Pending.

SUPPLEMENTARY REPORT BY PROSECUTORS FOR INTERCEPTS TERMINATED IN CALENDAR YEAR 2000  
AS OF DECEMBER 31, 2002 (CONTINUED)

U.S. District Court	A.O. Report Number in 2000 Report*	Date of Application	Additional Activity During Calendar Year 2002								Persons Con- victed	Offense for Which Convicted
			Cost in \$	Persons Arrested	Trials Completed	Motions to Suppress Intercepts**						
						G	D	P				
CALIFORNIA, NORTHERN												
	1	03/10/2000	-	1	-	-	-	-	-			
	2	04/24/2000	30,000	17	-	-	-	-	2		SMUGGLING	
	3	05/09/2000	-	1	-	-	-	-	-			
	5)	06/14/2000	-	-	-	-	-	-	-			
	6	09/06/2000	-	26	-	-	-	-	-			
	7)	09/06/2000	-	-	-	-	-	-	-			
CALIFORNIA, SOUTHERN												
	2	01/04/2000	-	-	-	-	-	-	5		NARCOTICS	
COLORADO												
	8	05/22/2000	-	-	-	-	-	-	2		NARCOTICS	
	9	05/25/2000	-	-	-	-	-	1	1		NARCOTICS	
	12**	(See Appendix Table A-1 in this year's report.)										
CONNECTICUT												
	1	10/27/1999	-	2	-	-	-	-	1		GAMBLING	
	6	11/01/2000	-	-	3	-	-	-	10		NARCOTICS	
	8	12/13/2000	-	-	-	-	-	-	2		FRAUD	
	633*)	07/23/1999	-	-	-	-	-	-	-			
DISTRICT OF COLUMBIA												
	1)	10/06/1999	-	-	-	-	-	-	-			
	2)	02/08/2000	-	-	-	-	-	-	-			
	3	02/09/2000	-	-	1	-	1	-	9		NARCOTICS	
	4)	02/29/2000	-	-	-	-	-	-	-			
	6)	04/25/2000	-	-	-	-	-	-	-			
	7	06/07/2000	-	-	1	-	-	-	2		NARCOTICS	
	12)	08/31/2000	-	-	-	-	-	-	-			
	14	10/05/2000	-	7	-	-	-	-	7		NARCOTICS	
	15	11/30/2000	-	4	-	-	-	-	3		NARCOTICS	

\*Report numbers followed by parentheses indicate reports linked to other wiretaps involving the same investigation.

\*\*Motions: G = Granted, D = Denied, P = Pending.

SUPPLEMENTARY REPORT BY PROSECUTORS FOR INTERCEPTS TERMINATED IN CALENDAR YEAR 2000  
AS OF DECEMBER 31, 2002 (CONTINUED)

U.S. District Court	A.O. Report Number in 2000 Report*	Date of Application	Additional Activity During Calendar Year 2002								
			Cost in \$	Persons Arrested	Trials Completed	Motions to Suppress Intercepts**			Persons Con- victed	Offense for Which Convicted	
						G	D	P			
FLORIDA, SOUTHERN											
	1)	09/07/1999	-	-	-	-	-	-	-		
	2	11/12/1999	-	20	-	-	-	1	-		
	3	01/07/2000	-	-	1	-	-	-	17		RACKETEERING
	6)	02/16/2000	-	-	-	-	-	-	-		
	10)	05/11/2000	-	-	-	-	-	-	-		
	11	06/14/2000	-	11	11	-	-	-	11		NARCOTICS
	12	11/21/2000	-	8	-	-	-	-	2		RACKETEERING
	14**	(See Appendix Table A-1 in this year's report.)									
	634**	11/09/1998	-	-	-	-	-	-	7		NARCOTICS
GEORGIA, NORTHERN											
	4	07/19/2000	-	21	-	-	13	-	-		
HAWAII											
	1	02/08/2000	-	16	-	-	-	-	-		
	3)	03/03/2000	-	-	-	-	-	-	-		
	4)	03/28/2000	-	-	-	-	-	-	-		
	7	05/05/2000	-	8	-	-	-	-	15		NARCOTICS
	9	11/03/2000	-	-	-	-	-	-	7		NARCOTICS
ILLINOIS, NORTHERN											
	2	11/19/1999	-	2	-	-	-	-	2		RACKETEERING
	6	01/24/2000	-	-	-	-	-	-	5		\$LAUNDERING
	9	03/01/2000	-	-	-	-	-	-	16		NARCOTICS
	20	06/15/2000	-	19	-	-	-	-	7		NARCOTICS
	22	06/27/2000	-	-	-	-	-	-	2		NARCOTICS
IOWA, NORTHERN											
	1)	06/14/2000	-	-	-	-	-	-	-		
	2	08/07/2000	-	8	4	-	5	-	8		NARCOTICS
MARYLAND											
	643*)	11/24/1999	-	-	-	-	-	-	-		
	644**	11/24/1999	-	1	-	-	-	-	4		NARCOTICS

\*Report numbers followed by parentheses indicate reports linked to other wiretaps involving the same investigation.

\*\*Motions: G = Granted, D = Denied, P = Pending.

SUPPLEMENTARY REPORT BY PROSECUTORS FOR INTERCEPTS TERMINATED IN CALENDAR YEAR 2000  
AS OF DECEMBER 31, 2002 (CONTINUED)

U.S. District Court	A.O. Report Number in 2000 Report*	Date of Application	Additional Activity During Calendar Year 2002							Persons Con- victed	Offense for Which Convicted
			Cost in \$	Persons Arrested	Trials Completed	Motions to Suppress Intercepts**					
						G	D	P			
MASSACHUSETTS											
	12)	09/13/2000	-	-	-	-	-	-	-		
	15	10/27/2000	-	4	-	-	-	-	8		NARCOTICS
MICHIGAN, EASTERN											
	2	01/28/2000	-	-	-	-	-	-	2		NARCOTICS
	3	03/02/2000	-	-	-	-	-	-	5		NARCOTICS
	6)	06/05/2000	-	-	-	-	-	-	-		
	7)	08/11/2000	-	-	-	-	-	-	-		
	8)	09/19/2000	-	-	-	-	-	-	-		
MINNESOTA											
	1	11/30/1999	-	12	1	-	-	-	12		NARCOTICS
	6	05/25/2000	-	1	-	-	-	-	12		NARCOTICS
MISSOURI, EASTERN											
	3	10/02/2000	-	7	-	-	-	-	7		CONSPIRACY
	6**	(See Appendix Table A-1 in this year's report.)									
	7**	(See Appendix Table A-1 in this year's report.)									
MISSOURI, WESTERN											
	1	08/30/2000	-	-	-	-	-	-	2		KIDNAPPING
	2	11/22/2000	-	3	-	-	-	-	7		GAMBLING
NEBRASKA											
	1)	07/18/2000	-	-	-	-	-	-	-		
	2	08/11/2000	-	3	-	-	1	-	4		CONSPIRACY
NEVADA											
	5	03/28/2000	-	3	3	-	-	-	3		\$LAUNDERING
	10	06/05/2000	-	-	-	-	-	-	1		\$LAUNDERING
NEW JERSEY											
	2	12/21/1999	-	-	-	-	-	-	4		FRAUD
	24	09/27/2000	-	1	-	-	-	-	1		CONSPIRACY
	25	10/24/2000	-	-	-	-	-	-	1		NARCOTICS
	26**	(See Appendix Table A-1 in this year's report.)									

\*Report numbers followed by parentheses indicate reports linked to other wiretaps involving the same investigation.

\*\*Motions: G = Granted, D = Denied, P = Pending.

SUPPLEMENTARY REPORT BY PROSECUTORS FOR INTERCEPTS TERMINATED IN CALENDAR YEAR 2000  
AS OF DECEMBER 31, 2002 (CONTINUED)

U.S. District Court	A.O. Report Number in 2000 Report*	Date of Application	Additional Activity During Calendar Year 2002								Persons Con- victed	Offense for Which Convicted
			Cost in \$	Persons Arrested	Trials Completed	Motions to Suppress Intercepts**						
						G	D	P				
NEW JERSEY (CONTINUED)												
	27**	(See Appendix Table A-1 in this year's report.)										
	28**	(See Appendix Table A-1 in this year's report.)										
	29**	(See Appendix Table A-1 in this year's report.)										
NEW YORK, EASTERN												
	1	12/01/1999	-	-	-	-	-	2	4	NARCOTICS		
	3	12/13/1999	-	3	1	-	-	-	1	\$LAUNDERING		
	16	05/18/2000	-	3	-	-	-	-	58	RACKETEERING		
	19	06/01/2000	-	-	-	-	-	-	7	FRAUD		
NEW YORK, NORTHERN												
	1	01/21/2000	-	-	-	-	-	-	4	NARCOTICS		
	2)	03/24/2000	-	-	-	-	-	-	-			
	7	06/14/2000	-	1	1	-	-	-	4	NARCOTICS		
NEW YORK, SOUTHERN												
	1	10/18/1999	-	-	-	-	-	-	10	NARCOTICS		
	5	12/02/1999	-	1	-	-	-	-	-			
	10	02/16/2000	-	1	-	-	-	-	1	NARCOTICS		
	14	04/10/2000	-	6	-	-	-	-	-			
	18	07/19/2000	-	-	-	-	-	-	6	NARCOTICS		
	19)	07/19/2000	-	-	-	-	-	-	-			
	21	09/06/2000	-	14	1	-	-	-	3	\$LAUNDERING		
	22	10/04/2000	-	1	-	-	-	-	-			
	31**	(See Appendix Table A-1 in this year's report.)										
NEW YORK, WESTERN												
	3	12/23/1999	-	1	-	-	-	-	8	NARCOTICS		
	4)	01/06/2000	-	-	-	-	-	-	-			
	5	02/08/2000	-	-	-	-	-	-	5	CIVIL RIGHTS		
	10	11/09/2000	-	5	-	-	-	-	-			
	668**	03/09/1999	-	-	-	-	-	-	6	GAMBLING		

\*Report numbers followed by parentheses indicate reports linked to other wiretaps involving the same investigation.

\*\*Motions: G = Granted, D = Denied, P = Pending.

SUPPLEMENTARY REPORT BY PROSECUTORS FOR INTERCEPTS TERMINATED IN CALENDAR YEAR 2000  
AS OF DECEMBER 31, 2002 (CONTINUED)

U.S. District Court	A.O. Report Number in 2000 Report*	Date of Application	Additional Activity During Calendar Year 2002								
			Cost in \$	Persons Arrested	Trials Completed	Motions to Suppress Intercepts**			Persons Con- victed	Offense for Which Convicted	
						G	D	P			
NORTH CAROLINA, WESTERN											
	1	05/10/2000	-	1	26	-	-	-	26	NARCOTICS	
OHIO, NORTHERN											
	1)	12/02/1999	-	-	-	-	-	-	-		
	2)	12/17/1999	-	-	-	-	-	-	-		
	3)	01/24/2000	-	-	-	-	-	-	-		
	5	02/25/2000	-	6	-	-	-	-	6	NARCOTICS	
	7)	03/10/2000	-	-	-	-	-	-	-		
	8)	04/10/2000	-	-	-	-	-	-	-		
	9)	04/11/2000	-	-	-	-	-	-	-		
	10	04/11/2000	-	-	1	-	-	-	9	NARCOTICS	
	12)	04/28/2000	-	-	-	-	-	-	-		
	13)	05/19/2000	-	-	-	-	-	-	-		
	15	06/13/2000	-	40	-	-	-	-	40	NARCOTICS	
	18)	07/31/2000	-	-	-	-	-	-	-		
	19	08/16/2000	-	5	-	-	-	-	6	NARCOTICS	
	21	09/29/2000	-	-	-	1	-	-	14	NARCOTICS	
	22)	11/08/2000	-	-	-	-	-	-	-		
OKLAHOMA, WESTERN											
	1	11/03/1999	-	12	-	-	-	-	7	NARCOTICS	
	2)	12/17/1999	-	-	-	-	-	-	-		
PENNSYLVANIA, EASTERN											
	1	04/14/2000	-	33	-	-	-	-	-		
	2	06/06/2000	-	-	-	-	-	-	3	\$LAUNDERING	
	5	09/27/2000	-	10	1	-	-	2	1	NARCOTICS	
	673*)	04/07/1999	-	-	-	-	-	-	-		
PENNSYLVANIA, MIDDLE											
	3)	04/04/2000	-	-	-	-	-	-	-		
	4	05/15/2000	-	4	-	-	-	-	4	CONSPIRACY	

\*Report numbers followed by parentheses indicate reports linked to other wiretaps involving the same investigation.

\*\*Motions: G = Granted, D = Denied, P = Pending.

SUPPLEMENTARY REPORT BY PROSECUTORS FOR INTERCEPTS TERMINATED IN CALENDAR YEAR 2000  
AS OF DECEMBER 31, 2001 (CONTINUED)

U.S. District Court	A.O. Report Number in 2000 Report*	Date of Application	Additional Activity During Calendar Year 2002							Persons Con- victed	Offense for Which Convicted
			Cost in \$	Persons Arrested	Trials Completed	Motions to Suppress Intercepts**					
						G	D	P			
PUERTO RICO											
	12**	(See Appendix Table A-1 in this year's report.)									
	13**	(See Appendix Table A-1 in this year's report.)									
SOUTH CAROLINA											
	2	09/25/2000	-	41	-	-	-	-	26	NARCOTICS	
TENNESSEE, MIDDLE											
	1	09/07/2000	-	1	3	-	1	-	8	NARCOTICS	
	2)	09/27/2000	-	-	-	-	-	-	-		
TENNESSEE, WESTERN											
	3**	(See Appendix Table A-1 in this year's report.)									
	4**	(See Appendix Table A-1 in this year's report.)									
	5**	(See Appendix Table A-1 in this year's report.)									
TEXAS, NORTHERN											
	4	12/23/1999	-	33	-	-	-	-	12	NARCOTICS	
TEXAS, SOUTHERN											
	1	11/29/1999	-	9	-	-	-	-	8	NARCOTICS	
	10	06/02/2000	-	9	-	-	-	-	10	FRAUD	
	16	07/14/2000	-	4	-	-	-	-	4	NARCOTICS	
	19)	08/11/2000	-	-	-	-	-	-	-		
	38**	(See Appendix Table A-1 in this year's report.)									
	39**	(See Appendix Table A-1 in this year's report.)									
	40**	(See Appendix Table A-1 in this year's report.)									
	41**	(See Appendix Table A-1 in this year's report.)									
	42**	(See Appendix Table A-1 in this year's report.)									
TEXAS, WESTERN											
	684**	10/27/1999	-	2	-	-	-	-	-		
VIRGINIA, EASTERN											
	2**	(See Appendix Table A-1 in this year's report.)									
	3**	(See Appendix Table A-1 in this year's report.)									

\*Report numbers followed by parentheses indicate reports linked to other wiretaps involving the same investigation.

\*\*Motions: G = Granted, D = Denied, P = Pending.



SUPPLEMENTARY REPORT BY PROSECUTORS FOR INTERCEPTS TERMINATED IN CALENDAR YEAR 2000  
AS OF DECEMBER 31, 2002 (CONTINUED)

U.S. District Court	A.O. Report Number in 2000 Report*	Date of Application	Additional Activity During Calendar Year 2002							
			Cost in \$	Persons Arrested	Trials Completed	Motions to Suppress Intercepts**			Persons Con- victed	Offense for Which Convicted
						G	D	P		
WISCONSIN, EASTERN										
	1	04/12/2000	-	13	-	-	-	-	13	NARCOTICS
	3)	09/06/2000	-	-	-	-	-	-	-	
	4	10/31/2000	-	2	-	-	-	-	3	NARCOTICS
	5**	(See Appendix Table A-1 in this year's report.)								

\*Report numbers followed by parentheses indicate reports linked to other wiretaps involving the same investigation.

\*\*Motions: G = Granted, D = Denied, P = Pending.

SUPPLEMENTARY REPORT BY PROSECUTORS FOR INTERCEPTS TERMINATED IN CALENDAR YEAR 2001  
AS OF DECEMBER 31, 2002

U.S. District Court	A.O. Report Number in 2001 Report*	Date of Application	Additional Activity During Calendar Year 2002							Persons Con- victed	Offense for Which Convicted
			Cost in \$	Persons Arrested	Trials Completed	Motions to Suppress Intercepts**					
						G	D	P			
ALABAMA, SOUTHERN											
	1	10/11/2000	-	1	-	-	-	-	6	NARCOTICS	
	3)	10/18/2001	-	-	-	-	-	-	-		
	4	11/06/2001	-	2	-	-	-	-	-		
ARIZONA											
	3	01/17/2001	-	-	-	-	-	-	6	NARCOTICS	
	4)	04/27/2001	-	-	-	-	-	-	-		
	10*	(See Appendix Table A-1 in this year's report.)									
	11**	(See Appendix Table A-1 in this year's report.)									
CALIFORNIA, CENTRAL											
	14	03/22/2001	-	12	-	-	-	-	-		
	24)	05/23/2001	-	-	-	-	-	-	-		
	30	08/28/2001	-	1	-	-	-	-	4	NARCOTICS	
	35	08/22/2000	-	2	-	-	-	-	2	NARCOTICS	
	36*	(See Appendix Table A-1 in this year's report.)									
	37*	(See Appendix Table A-1 in this year's report.)									
CALIFORNIA, EASTERN											
	1	03/09/2001	-	-	1	-	-	-	12	NARCOTICS	
CALIFORNIA, NORTHERN											
	3)	04/16/2001	-	-	-	-	-	-	-		
	8*	06/14/2001	-	10	-	-	-	-	-		
	9	06/21/2001	-	17	-	-	-	-	17	NARCOTICS	
	11	08/03/2001	-	4	-	-	-	-	-		
	12	08/21/2001	105,390	-	-	-	-	-	-		
CALIFORNIA, SOUTHERN											
	8	05/24/2001	-	12	-	-	-	-	3	NARCOTICS	
	17*	(See Appendix Table A-1 in this year's report.)									
	18*	(See Appendix Table A-1 in this year's report.)									
	19*	(See Appendix Table A-1 in this year's report.)									
	20*	(See Appendix Table A-1 in this year's report.)									
	21*	(See Appendix Table A-1 in this year's report.)									

\*Report numbers followed by parentheses indicate reports linked to other wiretaps involving the same investigation.

\*\*Motions: G = Granted, D = Denied, P = Pending.

SUPPLEMENTARY REPORT BY PROSECUTORS FOR INTERCEPTS TERMINATED IN CALENDAR YEAR 2001  
AS OF DECEMBER 31, 2002 (CONTINUED)

U.S. District Court	A.O. Report Number in 2001 Report*	Date of Application	Additional Activity During Calendar Year 2002								Persons Con- victed	Offense for Which Convicted
			Cost in \$	Persons Arrested	Trials Completed	Motions to Suppress Intercepts**						
						G	D	P				
CALIFORNIA, SOUTHERN (CONTINUED)												
	22*	(See Appendix Table A-1 in this year's report.)										
	23*	(See Appendix Table A-1 in this year's report.)										
	24*	(See Appendix Table A-1 in this year's report.)										
COLORADO												
	2	03/28/2001	-	4	-	-	32	-	6	NARCOTICS		
	5	05/24/2001	-	17	-	3	-	-	15	NARCOTICS		
	8)	07/12/2001	-	-	-	-	-	-	-			
CONNECTICUT												
	2	01/26/2001	-	5	-	-	-	-	23	NARCOTICS		
	3)	02/26/2001	-	-	-	-	-	-	-			
	4)	03/19/2001	-	-	-	-	-	-	-			
	5	04/24/2001	-	1	1	-	-	-	8	NARCOTICS		
	6	05/09/2001	-	6	-	-	-	-	14	NARCOTICS		
	9*)	05/12/1999	-	-	-	-	-	-	-			
	10*)	07/01/1999	-	-	-	-	-	-	-			
	11*)	03/10/2000	-	-	-	-	-	-	-			
	12*)	10/12/2000	-	-	-	-	-	-	-			
	13*	(See Appendix Table A-1 in this year's report.)										
	14*	(See Appendix Table A-1 in this year's report.)										
	686*)	03/01/1999	-	-	-	-	-	-	-			
	687*)	08/10/1999	-	-	-	-	-	-	-			
DISTRICT OF COLUMBIA												
	4	02/26/2001	-	8	-	-	-	-	3	NARCOTICS		
	7	05/02/2001	-	14	1	-	-	-	11	NARCOTICS		
	13*	(See Appendix Table A-1 in this year's report.)										
	14*	(See Appendix Table A-1 in this year's report.)										
	15*	(See Appendix Table A-1 in this year's report.)										
	16*	(See Appendix Table A-1 in this year's report.)										
	17*	(See Appendix Table A-1 in this year's report.)										
	18*	(See Appendix Table A-1 in this year's report.)										

\*Report numbers followed by parentheses indicate reports linked to other wiretaps involving the same investigation.

\*\*Motions: G = Granted, D = Denied, P = Pending.

SUPPLEMENTARY REPORT BY PROSECUTORS FOR INTERCEPTS TERMINATED IN CALENDAR YEAR 2001  
AS OF DECEMBER 31, 2002 (CONTINUED)

U.S. District Court	A.O. Report Number in 2001 Report*	Date of Application	Additional Activity During Calendar Year 2002								Persons Con- victed	Offense for Which Convicted
			Cost in \$	Persons Arrested	Trials Completed	Motions to Suppress Intercepts**						
						G	D	P				
FLORIDA, MIDDLE												
	1	02/01/2001	-	11	-	-	-	-	2	NARCOTICS		
	4	05/23/2001	348,280	19	-	-	-	-	19	NARCOTICS		
FLORIDA, SOUTHERN												
	4	02/07/2001	-	-	-	-	-	-	1	NARCOTICS		
	6)	02/15/2001	-	-	-	-	-	-	-			
	8	03/30/2001	-	1	-	-	-	-	-			
	10	04/13/2001	-	-	-	-	-	-	11	NARCOTICS		
	11	04/26/2001	-	-	-	-	-	-	3	NARCOTICS		
	20	10/31/2001	-	14	-	-	-	-	14	NARCOTICS		
	21*	(See Appendix Table A-1 in this year's report.)										
	22*	(See Appendix Table A-1 in this year's report.)										
GEORGIA, MIDDLE												
	1	02/14/2001	-	9	-	-	-	-	16	CONSPIRACY		
GEORGIA, NORTHERN												
	11	09/14/2001	-	-	-	-	-	-	3	RACKETEERING		
GEORGIA, SOUTHERN												
	2)	05/03/2001	-	-	-	-	-	-	-			
	3	06/13/2001	-	4	1	-	-	-	4	NARCOTICS		
HAWAII												
	1)	12/28/2000	-	-	-	-	-	-	-			
	2)	01/12/2001	-	-	-	-	-	-	-			
	3	02/27/2001	-	1	-	-	1	-	12	NARCOTICS		
	11*)	10/27/2000	-	-	-	-	-	-	-			
	11	10/11/2001	-	22	-	-	-	-	-			
	12	10/22/2001	-	4	-	-	-	-	9	NARCOTICS		
	13*	(See Appendix Table A-1 in this year's report.)										
	14*	(See Appendix Table A-1 in this year's report.)										
	15*	(See Appendix Table A-1 in this year's report.)										

\*Report numbers followed by parentheses indicate reports linked to other wiretaps involving the same investigation.

\*\*Motions: G = Granted, D = Denied, P = Pending.

SUPPLEMENTARY REPORT BY PROSECUTORS FOR INTERCEPTS TERMINATED IN CALENDAR YEAR 2001  
AS OF DECEMBER 31, 2002 (CONTINUED)

U.S. District Court	A.O. Report Number in 2001 Report*	Date of Application	Additional Activity During Calendar Year 2002								
			Cost in \$	Persons Arrested	Trials Completed	Motions to Suppress Intercepts**			Persons Con- victed	Offense for Which Convicted	
						G	D	P			
ILLINOIS, NORTHERN											
	1	12/13/2000	-	15	-	-	-	-	-		
	2)	01/31/2001	-	-	-	-	-	-	-		
	3	01/31/2001	-	-	1	-	-	-	4	NARCOTICS	
	5	02/22/2001	-	15	-	-	-	-	-		
	6)	03/20/2001	-	-	-	-	-	-	-		
	10	04/09/2001	-	12	-	-	-	1	1	NARCOTICS	
	11	04/19/2001	-	4	-	-	1	-	2	NARCOTICS	
	12	05/07/2001	-	3	-	-	-	-	4	NARCOTICS	
	15	05/24/2001	-	1	1	-	-	-	1	NARCOTICS	
	18)	05/31/2001	-	-	-	-	-	-	-		
	19	06/05/2001	-	6	-	-	-	-	3	NARCOTICS	
	22	07/24/2001	-	12	-	-	-	-	2	NARCOTICS	
	23	07/30/2001	-	26	2	-	-	-	18	NARCOTICS	
	29)	11/14/2000	-	-	-	-	-	-	-		
	30*)	12/20/2000	-	12	1	-	-	-	19		
	30	11/20/2001	-	4	-	-	-	-	1	NARCOTICS	
	32	11/30/2001	-	-	-	-	-	-	2	EXTORTION	
INDIANA, NORTHERN											
	1)	12/27/2000	-	-	-	-	-	-	-		
	2	03/12/2001	-	12	1	-	-	-	19	NARCOTICS	
	3)	04/12/2001	-	-	-	-	-	-	-		
INDIANA, SOUTHERN											
	1)	03/20/2001	-	-	-	-	-	-	-		
	2)	03/22/2001	-	-	-	-	-	-	-		
	3)	05/09/2001	-	-	-	-	-	-	-		
	4)	05/21/2001	-	-	-	-	-	-	-		
	5	06/15/2001	-	17	-	-	1	-	14	CONSPIRACY	
	6	07/02/2001	-	-	-	-	2	-	14	NARCOTICS	
	9	11/16/2001	-	-	-	-	-	-	1	NARCOTICS	

\*Report numbers followed by parentheses indicate reports linked to other wiretaps involving the same investigation.

\*\*Motions: G = Granted, D = Denied, P = Pending.

SUPPLEMENTARY REPORT BY PROSECUTORS FOR INTERCEPTS TERMINATED IN CALENDAR YEAR 2001  
AS OF DECEMBER 31, 2002 (CONTINUED)

U.S. District Court	A.O. Report Number in 2001 Report*	Date of Application	Additional Activity During Calendar Year 2002							
			Cost in \$	Persons Arrested	Trials Completed	Motions to Suppress Intercepts**			Persons Con- victed	Offense for Which Convicted
						G	D	P		
KANSAS										
	3	03/27/2001	-	1	-	-	-	-	3	NARCOTICS
KENTUCKY, EASTERN										
	1	02/20/2001	-	-	-	-	-	-	24	NARCOTICS
	2	03/26/2001	-	-	-	-	-	-	2	NARCOTICS
LOUISIANA, EASTERN										
	1)	12/19/2000	-	-	-	-	-	-	-	
	2	02/22/2001	-	2	-	-	-	-	2	FRAUD
	9	08/06/2001	-	12	-	-	-	-	12	NARCOTICS
	10	08/20/2001	-	11	-	-	-	-	15	NARCOTICS
	11	08/30/2001	-	19	-	-	-	1	10	NARCOTICS
	13*	10/17/2000	-	9	-	-	-	-	5	NARCOTICS
LOUISIANA, WESTERN										
	1	12/04/2000	-	21	1	-	-	-	17	NARCOTICS
	3	07/31/2001	-	1	-	-	-	-	-	
	5	10/09/2001	-	24	-	-	-	-	29	NARCOTICS
MARYLAND										
	2	02/08/2001	-	-	-	-	-	-	5	NARCOTICS
	3	02/28/2001	-	-	-	-	-	-	1	NARCOTICS
	4	05/16/2001	-	2	-	-	-	-	2	NARCOTICS
	8	09/20/2001	-	4	-	-	-	-	-	
MICHIGAN, EASTERN										
	1	11/17/2000	-	11	-	-	1	-	6	CONSPIRACY
	2)	02/06/2001	-	-	-	-	-	-	-	
	7	05/08/2001	-	4	-	-	-	-	-	
	8	08/07/2001	574,126	9	-	-	-	-	-	
	10	08/27/2001	-	2	-	-	-	-	-	

\*Report numbers followed by parentheses indicate reports linked to other wiretaps involving the same investigation.

\*\*Motions: G = Granted, D = Denied, P = Pending.

SUPPLEMENTARY REPORT BY PROSECUTORS FOR INTERCEPTS TERMINATED IN CALENDAR YEAR 2001  
AS OF DECEMBER 31, 2002 (CONTINUED)

U.S. District Court	A.O. Report Number in 2001 Report*	Date of Application	Additional Activity During Calendar Year 2002								
			Cost in \$	Persons Arrested	Trials Completed	Motions to Suppress Intercepts**			Persons Con- victed	Offense for Which Convicted	
						G	D	P			
MINNESOTA											
	2	05/21/2001	-	5	-	-	-	1	-		
	4	08/06/2001	-	8	-	-	-	-	8		NARCOTICS
	5	08/07/2001	-	6	-	-	-	-	6		NARCOTICS
MISSISSIPPI, NORTHERN											
	1*	(See Appendix Table A-1 in this year's report.)									
	2*	(See Appendix Table A-1 in this year's report.)									
	3*	(See Appendix Table A-1 in this year's report.)									
	4*	(See Appendix Table A-1 in this year's report.)									
MISSOURI, EASTERN											
	13	09/14/2001	-	1	-	-	-	-	-		
	14)	11/02/2001	-	-	-	-	-	-	-		
MISSOURI, WESTERN											
	3	06/01/2001	-	3	-	-	-	-	17		NARCOTICS
NEBRASKA											
	1	01/31/2001	-	-	1	-	11	-	2		NARCOTICS
	2	10/09/2001	-	4	-	-	2	-	5		NARCOTICS
NEVADA											
	1	11/17/2000	-	-	1	-	-	-	2		NARCOTICS
	3	02/02/2001	-	1	-	-	-	-	1		NARCOTICS
NEW YORK, EASTERN											
	8	02/21/2001	-	3	-	-	-	-	-		
	20*	(See Appendix Table A-1 in this year's report.)									
	21*	(See Appendix Table A-1 in this year's report.)									
	22*	(See Appendix Table A-1 in this year's report.)									
	23*	(See Appendix Table A-1 in this year's report.)									
	24*	(See Appendix Table A-1 in this year's report.)									
	25*	(See Appendix Table A-1 in this year's report.)									
	26*	(See Appendix Table A-1 in this year's report.)									
	27*	(See Appendix Table A-1 in this year's report.)									

\*Report numbers followed by parentheses indicate reports linked to other wiretaps involving the same investigation.

\*\*Motions: G = Granted, D = Denied, P = Pending.

SUPPLEMENTARY REPORT BY PROSECUTORS FOR INTERCEPTS TERMINATED IN CALENDAR YEAR 2001  
AS OF DECEMBER 31, 2002 (CONTINUED)

U.S. District Court	A.O. Report Number in 2001 Report*	Date of Application	Additional Activity During Calendar Year 2002							Persons Con- victed	Offense for Which Convicted
			Cost in \$	Persons Arrested	Trials Completed	Motions to Suppress Intercepts**					
G	D	P									
NEW YORK, NORTHERN											
	1	02/07/2001	-	-	-	-	-	-	14	NARCOTICS	
	3	05/10/2001	-	1	-	-	-	-	1	\$LAUNDERING	
NEW YORK, SOUTHERN											
	7	03/13/2001	-	-	1	-	-	-	7	NARCOTICS	
	9	05/15/2001	-	7	-	-	-	-	-		
	17*	(See Appendix Table A-1 in this year's report.)									
	18*	(See Appendix Table A-1 in this year's report.)									
	19*	(See Appendix Table A-1 in this year's report.)									
	20*	(See Appendix Table A-1 in this year's report.)									
	21*	(See Appendix Table A-1 in this year's report.)									
	22*	(See Appendix Table A-1 in this year's report.)									
	23*	(See Appendix Table A-1 in this year's report.)									
	24*	(See Appendix Table A-1 in this year's report.)									
	25*	(See Appendix Table A-1 in this year's report.)									
	26*	(See Appendix Table A-1 in this year's report.)									
	27*	(See Appendix Table A-1 in this year's report.)									
NEW YORK, WESTERN											
	2	02/21/2001	-	-	-	-	-	-	2	NARCOTICS	
	7*	(See Appendix Table A-1 in this year's report.)									
NORTH CAROLINA, WESTERN											
	4	05/30/2001	-	3	-	-	-	-	-		
	5	06/05/2001	-	3	2	-	-	-	2	NARCOTICS	
OHIO, NORTHERN											
	2)	02/28/2001	-	-	-	-	-	-	-		
	3	02/28/2001	-	15	-	-	-	-	24	NARCOTICS	
	4	03/07/2001	-	2	-	-	-	-	2	NARCOTICS	
	6)	04/11/2001	-	-	-	-	-	-	-		
	7)	04/11/2001	-	-	-	-	-	-	-		
	10	05/15/2001	-	-	-	-	-	-	17	NARCOTICS	
	11	06/01/2001	-	15	-	-	-	-	12	NARCOTICS	
	12	06/20/2001	-	14	-	-	-	-	3	NARCOTICS	

\*Report numbers followed by parentheses indicate reports linked to other wiretaps involving the same investigation.

\*\*Motions: G = Granted, D = Denied, P = Pending.



SUPPLEMENTARY REPORT BY PROSECUTORS FOR INTERCEPTS TERMINATED IN CALENDAR YEAR 2001  
AS OF DECEMBER 31, 2002 (CONTINUED)

U.S. District Court	A.O. Report Number in 2001 Report*	Date of Application	Additional Activity During Calendar Year 2002								Persons Con- victed	Offense for Which Convicted
			Cost in \$	Persons Arrested	Trials Completed	Motions to Suppress Intercepts**						
						G	D	P				
OHIO, NORTHERN (CONTINUED)												
	13)	07/24/2001	-	-	-	-	-	-	-			
	15*	(See Appendix Table A-1 in this year's report.)										
	16*	(See Appendix Table A-1 in this year's report.)										
	17*	(See Appendix Table A-1 in this year's report.)										
OKLAHOMA, WESTERN												
	2	05/18/2001	-	-	-	-	-	-	7	NARCOTICS		
	3	06/07/2001	-	-	1	-	-	-	8	NARCOTICS		
PENNSYLVANIA, EASTERN												
	5*	(See Appendix Table A-1 in this year's report.)										
	6*	(See Appendix Table A-1 in this year's report.)										
	7*	(See Appendix Table A-1 in this year's report.)										
	9*	(See Appendix Table A-1 in this year's report.)										
PENNSYLVANIA, WESTERN												
	5*	(See Appendix Table A-1 in this year's report.)										
PUERTO RICO												
	12*	(See Appendix Table A-1 in this year's report.)										
SOUTH CAROLINA												
	3)	08/20/2001	-	-	-	-	-	-	-			
	4)	08/31/2001	-	-	-	-	-	-	-			
TENNESSEE, EASTERN												
	1	12/11/2000	-	32	-	-	-	-	3	NARCOTICS		
	2)	12/11/2000	-	-	-	-	-	-	-			
	4	03/30/2001	-	34	4	2	2	-	57	NARCOTICS		
	5	08/08/2001	-	1	-	-	-	-	1	NARCOTICS		
	6*	(See Appendix Table A-1 in this year's report.)										
TEXAS, NORTHERN												
	4	10/09/2001	-	3	-	-	-	-	5	NARCOTICS		
	6*	(See Appendix Table A-1 in this year's report.)										

\*Report numbers followed by parentheses indicate reports linked to other wiretaps involving the same investigation.

\*\*Motions: G = Granted, D = Denied, P = Pending.

SUPPLEMENTARY REPORT BY PROSECUTORS FOR INTERCEPTS TERMINATED IN CALENDAR YEAR 2001  
AS OF DECEMBER 31, 2002 (CONTINUED)

U.S. District Court	A.O. Report Number in 2001 Report*	Date of Application	Additional Activity During Calendar Year 2002								Persons Con- victed	Offense for Which Convicted
			Cost in \$	Persons Arrested	Trials Completed	Motions to Suppress Intercepts**						
						G	D	P				
TEXAS, SOUTHERN												
	2	02/14/2001	-	3	-	-	-	-	-			
	12)	11/21/2001	-	-	-	-	-	-	-			
	13*	(See Appendix Table A-1 in this year's report.)										
	14*	(See Appendix Table A-1 in this year's report.)										
	15*	(See Appendix Table A-1 in this year's report.)										
	16*	(See Appendix Table A-1 in this year's report.)										
	17*	(See Appendix Table A-1 in this year's report.)										
TEXAS, WESTERN												
	6	12/11/2000	-	12	-	-	-	-	8	NARCOTICS		
	15)	03/20/2001	-	-	-	-	-	-	-			
	17	04/12/2001	-	1	-	-	-	-	1	NARCOTICS		
	19)	04/24/2001	-	-	-	-	-	-	-			
	23	07/27/2001	-	-	-	-	-	-	11	NARCOTICS		
UTAH												
	1)	04/27/2001	-	-	-	-	-	-	-			
	3)	06/11/2001	-	-	-	-	-	-	-			
	4)	07/10/2001	-	-	-	-	-	-	-			
	5	07/25/2001	-	-	-	-	-	-	4	NARCOTICS		
VIRGINIA, EASTERN												
	4)	07/30/2001	-	-	-	-	-	-	-			
	6	08/30/2001	-	7	-	-	-	-	5	NARCOTICS		
WASHINGTON, WESTERN												
	1	10/27/2000	-	-	2	-	-	-	14	NARCOTICS		
WISCONSIN, EASTERN												
	1	04/17/2001	-	-	-	-	1	-	-			

\*Report numbers followed by parentheses indicate reports linked to other wiretaps involving the same investigation.

\*\*Motions: G = Granted, D = Denied, P = Pending.

TABLE B-1  
STATE ARIZONA

CALENDAR YEAR 2002

REPORT BY JUDGES OF COURT-AUTHORIZED INTERCEPTS OF WIRE, ORAL, OR ELECTRONIC COMMUNICATIONS  
PURSUANT TO 18 U.S.C. 2519

A.O. Number	Authorizing Official		Offense Specified	Intercept		Date of Application	Authorized Length		
	Judge	Prosecutor <sup>1</sup>		Type <sup>2</sup>	Location <sup>3</sup>		Original Order (Days)	Number of Extensions	Total Length (Days)
MARICOPA									
1	BALLINGER	ROMLEY	MURDER	WS	H	12/24/2001	24	0	24
2	MCVEY	ROMLEY	KIDNAPPING	WC	D	06/11/2002	30	0	30
3	WILKINSON	ROMLEY	NARCOTICS	WS,WC	H,D	07/15/2002	30	3	120
STATE ATTORNEY GENERAL									
1	BALLINGER	NAPOLITANO	NARCOTICS	WC,ED	D	02/26/2002	30	2	86
2	MCVEY	NAPOLITANO	NARCOTICS	WC	D	09/16/2002	30	0	30
3	BALLINGER	NAPOLITANO	NARCOTICS	WC	D	09/24/2002	19	0	19
4	MARTIN	NAPOLITANO	NARCOTICS	WS,ED	B,D	12/02/2002	30	0	30

<sup>1</sup> The prosecuting official authorized the filing of the application under provisions of the state's statute. (See Table 1 for this state's statutory citation.)

<sup>2</sup> Type: WS = Standard Telephone (Wire), WC = Cellular or Mobile Telephone (Wire), WO = Other (Wire), OM = Microphone (Oral), OO = Other (Oral), ED = Digital Pager (Electronic), EE = Computer or E-Mail (Electronic), EF = Fax Machine (Electronic), EO = Other (Electronic).

<sup>3</sup> Location: H = Personal Residence, B = Business, A = Public Area, D = Portable Device, O = Other Location, R = Roving (Relaxed Specification Order), N = Not Specified.

TABLE B-1  
STATE ARIZONA

CALENDAR YEAR 2002

REPORT BY PROSECUTORS OF COURT-AUTHORIZED INTERCEPTS OF WIRE, ORAL, OR ELECTRONIC COMMUNICATIONS  
PURSUANT TO 18 U.S.C. 2519

A.O. Number	Number Of Days in Oper- ation <sup>4</sup>	Average Inter- cepts per Day	Number of <sup>5</sup>			Costs		Number of					
			Persons Inter- cepted	Intercepts	Incrim- inating Intercepts	Total Cost in \$	Other Than Manpower in \$	Arrests	Trials	Motions to Suppress Intercepts <sup>6</sup>			Persons Con- victed
										G	D	P	
MARICOPA													
1	24	56	15	1,332	111	128,608	10,748	-	-	1	1	1	-
2	1	31	11	31	22	31,265	4,600	-	-	-	-	-	-
3	109	92	214	10,008	3,261	948,818	25,000	16	-	-	-	-	-
STATE ATTORNEY GENERAL													
1	86	98	NR	8,432	NR	256,043	6,400	55	-	-	-	-	8
2	30	22	NR	667	129	20,720	2,200	3	-	-	-	-	-
3	19	36	61	693	24	32,647	5,047	-	-	-	-	-	-
4	30	153	60	4,593	269	40,000	10,000	-	-	-	-	-	-

<sup>4</sup> NI indicates never installed. I indicates installed but never used. NP indicates no prosecutor's report.

<sup>5</sup> NR indicates not reported or could not be determined.

<sup>6</sup> Motions: G = Granted, D = Denied, P = Pending.

\*This wiretap was terminated during 2001, but was not reported at that time because it was part of an ongoing investigation.

\*\* This wiretap was terminated during 2000 or earlier, but was not reported at that time because it was part of an ongoing investigation.

**TABLE B-1**  
**STATE CALIFORNIA**

**CALENDAR YEAR 2002**

**REPORT BY JUDGES OF COURT-AUTHORIZED INTERCEPTS OF WIRE, ORAL, OR ELECTRONIC COMMUNICATIONS  
PURSUANT TO 18 U.S.C. 2519**

A.O. Number	Authorizing Official		Offense Specified	Intercept		Date of Application	Authorized Length		
	Judge	Prosecutor <sup>1</sup>		Type <sup>2</sup>	Location <sup>3</sup>		Original Order (Days)	Number of Extensions	Total Length (Days)
ALAMEDA									
1	SHEPPARD	ORLOFF	NARCOTICS	WS,WC,ED	H,D	05/10/2002	30	0	30
LOS ANGELES									
1	FIDLER	COOLEY	NARCOTICS	WC	D	08/02/2001	30	5	180
2	FIDLER	COOLEY	NARCOTICS	WC	D	12/06/2001	30	2	90
3	FIDLER	COOLEY	NARCOTICS	WC	D	12/06/2001	30	2	90
4	FIDLER	COOLEY	NARCOTICS	WS,WC	H,D	12/14/2001	30	0	30
5	FIDLER	COOLEY	NARCOTICS	WS,WC	H,D	12/20/2001	30	0	30
6	FIDLER	COOLEY	MURDER	WS,WC	H,D	01/07/2002	30	1	60
7	FIDLER	COOLEY	MURDER	WS	O	01/09/2002	30	1	60
8	FIDLER	COOLEY	MURDER	WS	O	01/10/2002	30	1	60
9	FIDLER	COOLEY	NARCOTICS	WC	D	01/17/2002	30	1	60
10	FIDLER	COOLEY	MURDER	WS,WC	D,O	01/17/2002	30	1	60
11	FIDLER	COOLEY	NARCOTICS	WC	D	01/25/2002	30	0	30
12	FIDLER	COOLEY	MURDER	WC	D	01/25/2002	30	0	30
13	FIDLER	COOLEY	MURDER	WS	A,O	02/04/2002	30	1	60
14	FIDLER	COOLEY	EXTORTION	WS,WC	B,D	02/08/2002	30	1	60
15	FIDLER	COOLEY	MURDER	WS,WC	D,O	02/14/2002	30	0	30
16	FIDLER	COOLEY	NARCOTICS	WC	D	02/14/2002	30	0	30
17	FIDLER	COOLEY	NARCOTICS	WC	D	02/15/2002	30	0	30
18	FIDLER	COOLEY	NARCOTICS	WC	D	02/21/2002	30	0	30
19	FIDLER	COOLEY	MURDER	WS	O	02/25/2002	30	2	90
20	FIDLER	COOLEY	MURDER	WC	D	02/26/2002	30	0	30
21	FIDLER	COOLEY	EXTORTION	WC	D	02/27/2002	30	1	60
22	FIDLER	COOLEY	NARCOTICS	WC	D	03/05/2002	30	0	30
23	FIDLER	COOLEY	NARCOTICS	WC	D	03/05/2002	30	0	30
24	FIDLER	COOLEY	NARCOTICS	WC	D	03/11/2002	30	0	30
25	FIDLER	COOLEY	NARCOTICS	WC	D	03/14/2002	30	0	30
26	FIDLER	COOLEY	NARCOTICS	WC	D	03/18/2002	30	0	30
27	FIDLER	COOLEY	NARCOTICS	WC	D	03/28/2002	30	0	30
28	FIDLER	COOLEY	NARCOTICS	WC	D	03/29/2002	30	0	30
29	FIDLER	COOLEY	EXTORTION	WS,WC	H,D	03/29/2002	30	0	30
30	FIDLER	COOLEY	MURDER	WS	O	04/01/2002	30	0	30

<sup>1</sup> The prosecuting official authorized the filing of the application under provisions of the state's statute. (See Table 1 for this state's statutory citation.)

<sup>2</sup> Type: WS = Standard Telephone (Wire), WC = Cellular or Mobile Telephone (Wire), WO = Other (Wire), OM = Microphone (Oral), OO = Other (Oral), ED = Digital Pager (Electronic), EE = Computer or E-Mail (Electronic), EF = Fax Machine (Electronic), EO = Other (Electronic).

<sup>3</sup> Location: H = Personal Residence, B = Business, A = Public Area, D = Portable Device, O = Other Location, R = Roving (Relaxed Specification Order), N = Not Specified.

TABLE B-1  
STATE CALIFORNIA

CALENDAR YEAR 2002

REPORT BY PROSECUTORS OF COURT-AUTHORIZED INTERCEPTS OF WIRE, ORAL, OR ELECTRONIC COMMUNICATIONS  
PURSUANT TO 18 U.S.C. 2519

A.O. Number	Number Of Days in Oper- ation <sup>4</sup>	Average Inter- cepts per Day	Number of <sup>5</sup>			Costs		Number of					
			Persons Inter- cepted	Intercepts	Incrim- inating Intercepts	Total Cost in \$	Other Than Manpower in \$	Arrests	Trials	Motions to Suppress Intercepts <sup>6</sup>			Persons Con- victed
										G	D	P	
ALAMEDA													
1	26	38	120	981	366	111,990	17,350	-	-	-	-	-	-
LOS ANGELES													
1	180	20	3,573	3,573	363	288,000	8,000	-	-	-	-	-	-
2	90	8	59	695	73	83,500	14,600	-	-	-	-	-	-
3	NP	-	-	-	-	-	-	-	-	-	-	-	-
4	30	21	NR	640	103	-	-	-	-	-	-	-	-
5	30	18	24	542	13	22,060	4,300	-	-	-	-	-	-
6	60	33	NR	1,955	105	168,260	10,260	-	-	-	-	-	-
7	60	4	55	242	40	57,500	2,500	2	-	-	-	-	-
8	NP	-	-	-	-	-	-	-	-	-	-	-	-
9	60	14	112	858	85	12,200	1,200	RELATED TO NO. 28					
10	60	37	NR	2,219	44	RELATED TO NO. 6		-	-	-	-	-	-
11	30	-	-	-	-	18,800	2,000	-	-	-	-	-	-
12	30	19	NR	557	9	RELATED TO NO. 6		-	-	-	-	-	-
13	60	12	NR	708	23	RELATED TO NO. 6		-	-	-	-	-	-
14	28	32	435	896	13	79,922	39,961	13	-	-	-	-	13
15	6	16	NR	96	4	RELATED TO NO. 6		-	-	-	-	-	-
16	30	24	730	730	122	99,000	4,000	5	-	-	-	-	3
17	9	11	25	98	37	12,200	1,200	RELATED TO NO. 28					
18	30	-	-	-	-	36,450	1,850	-	-	-	-	-	-
19	73	3	142	249	42	12,846	1,930	-	-	-	-	-	-
20	17	34	NR	574	28	RELATED TO NO. 6		-	-	-	-	-	-
21	33	32	173	1,060	197	RELATED TO NO. 14		RELATED TO NO. 14					
22	30	-	-	-	-	-	-	-	-	-	-	-	-
23	30	28	100	826	181	13,700	2,700	RELATED TO NO. 28					
24	30	3	22	101	35	38,350	4,750	-	-	-	-	-	-
25	30	-	-	-	-	36,000	2,000	-	-	-	-	-	-
26	19	4	47	73	49	27,000	5,000	RELATED TO NO. 28					
27	30	10	59	302	16	RELATED TO NO. 24		-	-	-	-	-	-
28	30	1	30	37	14	13,500	2,500	6	-	-	-	-	-
29	30	NR	NR	NR	NR	RELATED TO NO. 14		RELATED TO NO. 14					
30	NI	-	-	-	-	-	-	-	-	-	-	-	-

<sup>4</sup> NI indicates never installed. I indicates installed but never used. NP indicates no prosecutor's report.

<sup>5</sup> NR indicates not reported or could not be determined.

<sup>6</sup> Motions: G = Granted, D = Denied, P = Pending.

\*This wiretap was terminated during 2001, but was not reported at that time because it was part of an ongoing investigation.

\*\* This wiretap was terminated during 2000 or earlier, but was not reported at that time because it was part of an ongoing investigation.

**TABLE B-1**  
**STATE CALIFORNIA**

**CALENDAR YEAR 2002**

**REPORT BY JUDGES OF COURT-AUTHORIZED INTERCEPTS OF WIRE, ORAL, OR ELECTRONIC COMMUNICATIONS  
PURSUANT TO 18 U.S.C. 2519**

A.O. Number	Authorizing Official		Offense Specified	Intercept		Date of Application	Authorized Length		
	Judge	Prosecutor <sup>1</sup>		Type <sup>2</sup>	Location <sup>3</sup>		Original Order (Days)	Number of Extensions	Total Length (Days)
LOS ANGELES (CONTINUED)									
31	FIDLER	COOLEY	NARCOTICS	WC	D	04/04/2002	30	0	30
32	FIDLER	COOLEY	NARCOTICS	WC	D	04/09/2002	30	0	30
33	FIDLER	COOLEY	MURDER	WS	O	04/09/2002	30	0	30
34	FIDLER	COOLEY	NARCOTICS	WC	D	04/10/2002	30	0	30
35	FIDLER	COOLEY	NARCOTICS	WC	D	04/17/2002	30	0	30
36	FIDLER	COOLEY	MURDER	WS	H	04/23/2002	30	0	30
37	FIDLER	COOLEY	NARCOTICS	WC	D	04/25/2002	30	0	30
38	FIDLER	COOLEY	NARCOTICS	WC	D	05/02/2002	30	0	30
39	FIDLER	COOLEY	NARCOTICS	WC	D	05/14/2002	30	0	30
40	FIDLER	COOLEY	NARCOTICS	WC	D	05/15/2002	30	0	30
41	FIDLER	COOLEY	NARCOTICS	WC	D	05/15/2002	30	0	30
42	FIDLER	COOLEY	NARCOTICS	WC	D	05/21/2002	30	0	30
43	FIDLER	COOLEY	NARCOTICS	WC	D	05/21/2002	30	0	30
44	FIDLER	COOLEY	NARCOTICS	WS,WC	H,D	05/21/2002	30	0	30
45	FIDLER	COOLEY	ROBBERY	WS	O	05/30/2002	30	0	30
46	FIDLER	COOLEY	NARCOTICS	WC	D	06/03/2002	30	1	60
47	FIDLER	COOLEY	NARCOTICS	WC	D	06/05/2002	30	0	30
48	FIDLER	COOLEY	NARCOTICS	WC	D	06/13/2002	30	1	60
49	FIDLER	COOLEY	MURDER	WS,WC	H,B,D	06/13/2002	30	0	30
50	FIDLER	COOLEY	NARCOTICS	WC	D	06/14/2002	30	0	30
51	FIDLER	COOLEY	NARCOTICS	WC	D	06/17/2002	30	3	120
52	FIDLER	COOLEY	NARCOTICS	WS	H	06/18/2002	30	0	30
53	FIDLER	COOLEY	MURDER	WC	D	06/19/2002	30	0	30
54	FIDLER	COOLEY	NARCOTICS	WC	D	06/20/2002	30	0	30
55	FIDLER	COOLEY	NARCOTICS	WC	D	06/26/2002	30	0	30
56	FIDLER	COOLEY	NARCOTICS	WC	D	07/02/2002	30	0	30
57	FIDLER	COOLEY	NARCOTICS	WC	D	07/02/2002	30	0	30
58	FIDLER	COOLEY	NARCOTICS	WC	D	07/03/2002	30	0	30
59	FIDLER	COOLEY	NARCOTICS	WC	D	07/05/2002	30	0	30
60	FIDLER	COOLEY	MURDER	WS,WC	H,B,D	07/05/2002	30	0	30
61	FIDLER	COOLEY	NARCOTICS	WC	D	07/10/2002	30	0	30
62	FIDLER	COOLEY	NARCOTICS	WC	D	07/24/2002	30	1	60

<sup>1</sup> The prosecuting official authorized the filing of the application under provisions of the state's statute. (See Table 1 for this state's statutory citation.)

<sup>2</sup> Type: WS = Standard Telephone (Wire), WC = Cellular or Mobile Telephone (Wire), WO = Other (Wire), OM = Microphone (Oral), OO = Other (Oral), ED = Digital Pager (Electronic), EE = Computer or E-Mail (Electronic), EF = Fax Machine (Electronic), EO = Other (Electronic).

<sup>3</sup> Location: H = Personal Residence, B = Business, A = Public Area, D = Portable Device, O = Other Location, R = Roving (Relaxed Specification Order), N = Not Specified.

TABLE B-1  
STATE CALIFORNIA

CALENDAR YEAR 2002

REPORT BY PROSECUTORS OF COURT-AUTHORIZED INTERCEPTS OF WIRE, ORAL, OR ELECTRONIC COMMUNICATIONS  
PURSUANT TO 18 U.S.C. 2519

A.O. Number	Number Of Days in Oper- ation <sup>4</sup>	Average Inter- cepts per Day	Number of <sup>5</sup>			Costs		Number of					
			Persons Inter- cepted	Intercepts	Incrim- inating Intercepts	Total Cost in \$	Other Than Manpower in \$	Arrests	Trials	Motions to Suppress Intercepts <sup>6</sup>			Persons Con- victed
										G	D	P	
LOS ANGELES (CONTINUED)													
31	30	35	237	1,055	426	6,000	6,000	RELATED TO NO. 28					
32	30	39	132	1,173	178	44,600	600	-	-	-	-	-	-
33	29	2	29	71	16	RELATED TO NO. 19		-	-	-	-	-	-
34	30	32	84	971	132	34,740	2,100	-	-	-	-	-	-
35	30	27	168	806	388	13,200	2,200	-	-	-	-	-	-
36	4	27	8	107	21	9,655	4,650	-	-	-	-	-	-
37	23	9	42	197	39	RELATED TO NO. 61		RELATED TO NO. 61					
38	30	11	45	322	220	RELATED TO NO. 100		-	-	-	-	-	-
39	30	56	234	1,680	90	35,840	3,150	-	-	-	-	-	-
40	30	13	87	385	126	14,700	3,700	RELATED TO NO. 28					
41	28	11	105	301	195	15,400	4,400	RELATED TO NO. 28					
42	NI	-	-	-	-	-	-	-	-	-	-	-	-
43	18	89	103	1,607	83	15,722	2,250	-	-	-	-	-	-
44	17	17	51	296	2	10,895	2,675	-	-	-	-	-	-
45	30	1	16	26	-	500	500	-	-	-	-	-	-
46	60	54	138	3,212	650	81,700	1,500	-	-	-	-	-	-
47	30	22	164	651	68	23,500	1,500	1	-	-	-	-	-
48	50	17	80	835	144	71,230	5,350	-	-	-	-	-	-
49	44	52	99	2,303	83	44,960	11,746	3	-	-	-	-	-
50	18	214	103	3,854	283	17,307	3,835	-	-	-	-	-	-
51	120	22	327	2,697	558	49,000	5,000	4	-	-	-	-	-
52	15	43	30	642	2	26,439	1,000	-	-	-	-	-	-
53	39	3	13	118	6	RELATED TO NO. 49		RELATED TO NO. 49					
54	30	33	220	982	437	24,075	2,075	7	-	-	-	-	-
55	30	48	50	1,435	133	33,690	1,050	4	2	-	-	-	2
56	23	71	235	1,640	279	12,500	1,500	RELATED TO NO. 70					
57	30	26	209	773	290	12,150	1,150	RELATED TO NO. 51					
58	10	4	3	38	2	40,334	6,600	8	-	-	1	-	1
59	30	35	134	1,059	225	RELATED TO NO. 91		-	-	-	-	-	-
60	21	38	41	808	76	RELATED TO NO. 49		RELATED TO NO. 49					
61	30	8	52	233	100	68,000	16,000	3	-	-	-	-	-
62	58	69	208	3,988	802	64,000	9,000	RELATED TO NO. 70					

<sup>4</sup> NI indicates never installed. I indicates installed but never used. NP indicates no prosecutor's report.

<sup>5</sup> NR indicates not reported or could not be determined.

<sup>6</sup> Motions: G = Granted, D = Denied, P = Pending.

\*This wiretap was terminated during 2001, but was not reported at that time because it was part of an ongoing investigation.

\*\* This wiretap was terminated during 2000 or earlier, but was not reported at that time because it was part of an ongoing investigation.



**TABLE B-1**  
**STATE CALIFORNIA**

**CALENDAR YEAR 2002**

**REPORT BY JUDGES OF COURT-AUTHORIZED INTERCEPTS OF WIRE, ORAL, OR ELECTRONIC COMMUNICATIONS  
PURSUANT TO 18 U.S.C. 2519**

A.O. Number	Authorizing Official		Offense Specified	Intercept		Date of Application	Authorized Length		
	Judge	Prosecutor <sup>1</sup>		Type <sup>2</sup>	Location <sup>3</sup>		Original Order (Days)	Number of Extensions	Total Length (Days)
LOS ANGELES (CONTINUED)									
63	FIDLER	COOLEY	NARCOTICS	WC	D	07/29/2002	30	1	60
64	FIDLER	COOLEY	NARCOTICS	WC	D	08/02/2002	30	2	90
65	FIDLER	COOLEY	NARCOTICS	WC	D	08/05/2002	30	0	30
66	FIDLER	COOLEY	NARCOTICS	WC	D	08/08/2002	30	0	30
67	FIDLER	COOLEY	NARCOTICS	WC	D	08/08/2002	30	0	30
68	FIDLER	COOLEY	NARCOTICS	WC	D	08/14/2002	30	1	60
69	FIDLER	COOLEY	NARCOTICS	WC	D	08/15/2002	30	0	30
70	FIDLER	COOLEY	NARCOTICS	WC	D	08/22/2002	30	3	120
71	FIDLER	COOLEY	NARCOTICS	WS	H,A	08/29/2002	30	2	90
72	FIDLER	COOLEY	NARCOTICS	WC	D	09/03/2002	30	0	30
73	FIDLER	COOLEY	NARCOTICS	WC	D	09/05/2002	30	0	30
74	FIDLER	COOLEY	NARCOTICS	WC	D	09/09/2002	30	1	60
75	FIDLER	COOLEY	NARCOTICS	WC	D	09/11/2002	30	0	30
76	FIDLER	COOLEY	NARCOTICS	WC	D	09/13/2002	30	0	30
77	FIDLER	COOLEY	MURDER	WS	O	09/13/2002	30	0	30
78	FIDLER	COOLEY	MURDER	WS	O	09/17/2002	30	0	30
79	FIDLER	COOLEY	NARCOTICS	WC	D	09/27/2002	30	1	60
80	FIDLER	COOLEY	NARCOTICS	WC	D	09/30/2002	30	0	30
81	FIDLER	COOLEY	NARCOTICS	WC	D	10/01/2002	30	1	60
82	FIDLER	COOLEY	NARCOTICS	WC	D	10/01/2002	30	0	30
83	FIDLER	COOLEY	NARCOTICS	WC	D	10/01/2002	30	0	30
84	FIDLER	COOLEY	NARCOTICS	WC	D	10/07/2002	30	0	30
85	FIDLER	COOLEY	NARCOTICS	WC	D	10/08/2002	30	0	30
86	FIDLER	COOLEY	NARCOTICS	WC	D	10/15/2002	30	0	30
87	FIDLER	COOLEY	NARCOTICS	WC	D	10/16/2002	30	1	60
88	FIDLER	COOLEY	NARCOTICS	WC	D	10/18/2002	30	0	30
89	FIDLER	COOLEY	NARCOTICS	WC	D	10/28/2002	30	1	60
90	FIDLER	COOLEY	NARCOTICS	WC	D	10/28/2002	30	0	30
91	FIDLER	COOLEY	NARCOTICS	WC,ED	D	10/28/2002	30	0	30
92	FIDLER	COOLEY	NARCOTICS	WC	D	10/28/2002	30	0	30
93	FIDLER	COOLEY	NARCOTICS	WS,WC	H,D	10/30/2002	30	0	30
94	FIDLER	COOLEY	NARCOTICS	WC	D	11/04/2002	30	0	30

<sup>1</sup> The prosecuting official authorized the filing of the application under provisions of the state's statute. (See Table 1 for this state's statutory citation.)

<sup>2</sup> Type: WS = Standard Telephone (Wire), WC = Cellular or Mobile Telephone (Wire), WO = Other (Wire), OM = Microphone (Oral), OO = Other (Oral), ED = Digital Pager (Electronic), EE = Computer or E-Mail (Electronic), EF = Fax Machine (Electronic), EO = Other (Electronic).

<sup>3</sup> Location: H = Personal Residence, B = Business, A = Public Area, D = Portable Device, O = Other Location, R = Roving (Relaxed Specification Order), N = Not Specified.

TABLE B-1  
STATE CALIFORNIA

CALENDAR YEAR 2002

REPORT BY PROSECUTORS OF COURT-AUTHORIZED INTERCEPTS OF WIRE, ORAL, OR ELECTRONIC COMMUNICATIONS  
PURSUANT TO 18 U.S.C. 2519

A.O. Number	Number Of Days in Oper- ation <sup>4</sup>	Average Inter- cepts per Day	Number of <sup>5</sup>			Costs		Number of					
			Persons Inter- cepted	Intercepts	Incrim- inating Intercepts	Total Cost in \$	Other Than Manpower in \$	Arrests	Trials	Motions to Suppress Intercepts <sup>6</sup>			Persons Conv- icted
										G	D	P	
LOS ANGELES (CONTINUED)													
63	30	8	69	237	52	15,961	2,200	-	-	-	-	-	-
64	89	15	400	1,315	716	26,975	4,975	RELATED TO NO. 51					
65	29	5	37	146	48	11,575	575	RELATED TO NO. 70					
66	29	6	49	160	49	11,575	575	RELATED TO NO. 51					
67	30	44	95	1,315	500	74,960	10,000	-	-	-	-	-	-
68	60	6	62	368	83	RELATED TO NO. 61		RELATED TO NO. 61					
69	I	-	-	-	-	600	600	-	-	-	-	-	-
70	109	22	200	2,387	670	47,925	3,925	9	-	-	-	-	-
71	90	54	247	4,837	133	4,250	4,250	-	-	-	-	-	-
72	30	-	-	-	-	14,336	575	-	-	-	-	-	-
73	28	36	143	994	543	46,800	2,800	4	-	-	-	-	-
74	53	86	192	4,563	599	84,000	15,000	-	-	-	-	-	-
75	29	-	7	7	3	575	575	RELATED TO NO. 51					
76	30	27	5	816	NR	-	-	RELATED TO NO. 61					
77	27	48	150	1,309	22	61,500	1,500	-	-	-	-	-	-
78	27	65	150	1,762	53	RELATED TO NO. 77		-	-	-	-	-	-
79	60	28	660	1,650	412	81,652	4,850	4	-	-	-	-	-
80	30	-	-	-	-	2,200	2,200	-	-	-	-	-	-
81	59	4	33	254	129	12,150	1,150	RELATED TO NO. 70					
82	18	-	-	-	-	23,535	3,375	-	-	-	-	-	-
83	30	3	13	77	10	16,868	1,500	-	-	-	-	-	-
84	25	-	-	-	-	RELATED TO NO. 74		-	-	-	-	-	-
85	30	11	312	334	50	37,480	5,000	-	-	-	-	-	-
86	30	2	10	67	42	RELATED TO NO. 100		-	-	-	-	-	-
87	50	30	74	1,498	534	28,500	6,500	RELATED TO NO. 70					
88	30	11	45	328	159	23,500	1,500	-	-	-	-	-	-
89	49	32	623	1,561	389	79,682	2,880	RELATED TO NO. 79					
90	29	-	-	-	-	1,500	1,500	-	-	-	-	-	-
91	30	1	10	29	-	37,480	5,000	-	-	-	-	-	-
92	29	19	62	550	309	RELATED TO NO. 101		RELATED TO NO. 73					
93	30	7	221	221	202	37,390	4,750	-	-	-	-	-	-
94	29	19	98	537	132	11,575	575	RELATED TO NO. 73					

<sup>4</sup> NI indicates never installed. I indicates installed but never used. NP indicates no prosecutor's report.

<sup>5</sup> NR indicates not reported or could not be determined.

<sup>6</sup> Motions: G = Granted, D = Denied, P = Pending.

\*This wiretap was terminated during 2001, but was not reported at that time because it was part of an ongoing investigation.

\*\* This wiretap was terminated during 2000 or earlier, but was not reported at that time because it was part of an ongoing investigation.

TABLE B-1  
STATE CALIFORNIA

CALENDAR YEAR 2002

REPORT BY JUDGES OF COURT-AUTHORIZED INTERCEPTS OF WIRE, ORAL, OR ELECTRONIC COMMUNICATIONS  
PURSUANT TO 18 U.S.C. 2519

A.O. Number	Authorizing Official		Offense Specified	Intercept		Date of Application	Authorized Length		
	Judge	Prosecutor <sup>1</sup>		Type <sup>2</sup>	Location <sup>3</sup>		Original Order (Days)	Number of Extensions	Total Length (Days)
LOS ANGELES (CONTINUED)									
95	FIDLER	COOLEY	NARCOTICS	WC	D	11/06/2002	30	0	30
96	FIDLER	COOLEY	NARCOTICS	WC	D	11/08/2002	30	0	30
97	FIDLER	COOLEY	MURDER	WS,WC	H,D	11/08/2002	30	0	30
98	FIDLER	COOLEY	NARCOTICS	WC	D	11/12/2002	30	0	30
99	FIDLER	COOLEY	NARCOTICS	WC	D	11/17/2002	30	0	30
100	FIDLER	COOLEY	NARCOTICS	WC	D	11/19/2002	30	0	30
101	FIDLER	COOLEY	NARCOTICS	WC	D	11/25/2002	30	0	30
102	FIDLER	COOLEY	NARCOTICS	WC	D	11/26/2002	30	0	30
103	FIDLER	COOLEY	NARCOTICS	WC	D	12/06/2002	30	0	30
104*	FIDLER	COOLEY	NARCOTICS	WC	D	05/10/2001	30	2	90
105*	FIDLER	COOLEY	NARCOTICS	WC	D	07/30/2001	30	0	30
106*	FIDLER	COOLEY	NARCOTICS	WC	D	07/31/2001	30	1	60
107*	FIDLER	COOLEY	NARCOTICS	WC	D	08/14/2001	30	0	30
108*	FIDLER	COOLEY	NARCOTICS	WC	D	08/20/2001	30	0	30
109*	FIDLER	COOLEY	NARCOTICS	WS	H	10/16/2001	30	1	60
ORANGE									
1	CONLEY	RACKAUCKAS	NARCOTICS	WC	D	01/23/2002	30	0	30
2	CONLEY	RACKAUCKAS	NARCOTICS	WC	D	02/15/2002	30	0	30
3	CONLEY	RACKAUCKAS	NARCOTICS	WC	D	03/01/2002	30	0	30
4	CONLEY	RACKAUCKAS	NARCOTICS	WC	D	04/30/2002	30	0	30
5	CONLEY	RACKAUCKAS	NARCOTICS	WC	D	05/21/2002	30	0	30
6	CONLEY	RACKAUCKAS	NARCOTICS	WC	D	05/31/2002	30	0	30
7	PAER	RACKAUCKAS	NARCOTICS	WC	D	06/14/2002	30	0	30
8	PAER	RACKAUCKAS	NARCOTICS	WC	D	07/11/2002	30	0	30
9	CONLEY	RACKAUCKAS	NARCOTICS	WC	D	08/02/2002	30	0	30
10	CONLEY	RACKAUCKAS	NARCOTICS	WC	D	08/13/2002	30	0	30
1*	TOOHEY	RACKAUCKAS	NARCOTICS	WC,ED	D	10/05/2000	30	4	150
2*	TOOHEY	RACKAUCKAS	NARCOTICS	WC	D	10/19/2000	30	2	90
3*	TOOHEY	RACKAUCKAS	NARCOTICS	WS	H	11/17/2000	30	4	150
4*	TOOHEY	RACKAUCKAS	NARCOTICS	WC	D	11/30/2000	30	1	60
5*	TOOHEY	RACKAUCKAS	NARCOTICS	WC	D	01/11/2001	30	0	30
6*	TOOHEY	RACKAUCKAS	NARCOTICS	WC	D	02/21/2001	30	0	30

<sup>1</sup> The prosecuting official authorized the filing of the application under provisions of the state's statute. (See Table 1 for this state's statutory citation.)

<sup>2</sup> Type: WS = Standard Telephone (Wire), WC = Cellular or Mobile Telephone (Wire), WO = Other (Wire), OM = Microphone (Oral), OO = Other (Oral), ED = Digital Pager (Electronic), EE = Computer or E-Mail (Electronic), EF = Fax Machine (Electronic), EO = Other (Electronic).

<sup>3</sup> Location: H = Personal Residence, B = Business, A = Public Area, D = Portable Device, O = Other Location, R = Roving (Relaxed Specification Order), N = Not Specified.

TABLE B-1  
STATE CALIFORNIA

CALENDAR YEAR 2002

REPORT BY PROSECUTORS OF COURT-AUTHORIZED INTERCEPTS OF WIRE, ORAL, OR ELECTRONIC COMMUNICATIONS  
PURSUANT TO 18 U.S.C. 2519

A.O. Number	Number Of Days in Oper- ation <sup>4</sup>	Average Inter- cepts per Day	Number of <sup>5</sup>			Costs		Number of					
			Persons Inter- cepted	Intercepts	Incrim- inating Intercepts	Total Cost in \$	Other Than Manpower in \$	Arrests	Trials	Motions to Suppress Intercepts <sup>6</sup>			Persons Con- victed
										G	D	P	
LOS ANGELES (CONTINUED)													
95	30	27	206	799	361	46,775	2,775	-	-	-	-	-	-
96	29	36	66	1,054	125	27,800	5,000	2	-	-	-	-	-
97	30	35	NR	1,056	177	90,240	7,900	-	-	-	-	-	-
98	29	28	325	814	204	33,720	3,000	RELATED TO NO. 79					
99	22	3	15	74	24	11,575	575	RELATED TO NO. 70					
100	30	3	38	95	29	38,100	4,500	-	-	-	-	-	-
101	28	1	22	22	4	13,000	2,000	RELATED TO NO. 51					
102	30	14	185	408	188	24,200	2,200	-	-	-	-	-	-
103	4	21	72	83	31	14,700	3,700	RELATED TO NO. 70					
104*	90	86	NR	7,738	1,917	109,936	5,820	20	-	-	-	-	19
105*	30	29	NR	871	326	RELATED TO NO. 104*		2	-	-	-	-	2
106*	60	10	75	607	154	101,521	2,500	-	-	-	-	-	-
107*	30	54	90	1,612	391	66,327	4,500	7	-	-	-	-	7
108*	30	47	NR	1,421	127	RELATED TO NO. 104*		4	-	-	-	-	3
109*	58	31	33	1,785	116	37,980	8,700	-	-	-	-	-	-
ORANGE													
1	30	14	168	419	105	8,430	750	-	-	-	-	-	-
2	30	4	48	120	30	17,560	2,200	-	-	-	-	-	-
3	30	9	92	257	64	RELATED TO NO. 2		-	-	-	-	-	-
4	30	8	95	238	56	15,935	575	-	-	-	-	-	-
5	2	10	14	20	-	9,880	2,200	-	-	-	-	-	-
6	28	13	144	361	91	36,620	5,900	-	-	-	-	-	-
7	30	9	111	278	70	33,470	2,750	-	-	-	-	-	-
8	30	17	207	517	129	RELATED TO NO. 10		RELATED TO NO. 10					
9	30	52	620	1,550	388	49,780	3,700	-	-	-	-	-	-
10	30	3	58	96	24	32,620	1,900	4	-	-	-	-	-
1*	143	18	NR	2,516	911	82,500	7,500	-	-	-	-	-	-
2*	83	5	NR	445	113	46,200	4,200	-	-	-	-	-	-
3*	143	13	NR	1,826	187	RELATED TO NO. 1*		-	-	-	-	-	-
4*	41	23	41	927	178	38,200	3,200	-	-	-	-	-	-
5*	30	8	12	239	116	21,100	2,100	-	-	-	-	-	-
6*	21	26	54	546	154	12,750	2,000	1	-	-	-	-	1

<sup>4</sup> NI indicates never installed. I indicates installed but never used. NP indicates no prosecutor's report.

<sup>5</sup> NR indicates not reported or could not be determined.

<sup>6</sup> Motions: G = Granted, D = Denied, P = Pending.

\*This wiretap was terminated during 2001, but was not reported at that time because it was part of an ongoing investigation.

\*\* This wiretap was terminated during 2000 or earlier, but was not reported at that time because it was part of an ongoing investigation.

**TABLE B-1**  
**STATE CALIFORNIA**

**CALENDAR YEAR 2002**

**REPORT BY JUDGES OF COURT-AUTHORIZED INTERCEPTS OF WIRE, ORAL, OR ELECTRONIC COMMUNICATIONS  
PURSUANT TO 18 U.S.C. 2519**

A.O. Number	Authorizing Official		Offense Specified	Intercept		Date of Application	Authorized Length		
	Judge	Prosecutor <sup>1</sup>		Type <sup>2</sup>	Location <sup>3</sup>		Original Order (Days)	Number of Extensions	Total Length (Days)
ORANGE (CONTINUED)									
7*	TOOHEY	RACKAUCKAS	MURDER	WS	H,B	03/08/2001	30	0	30
8*	TOOHEY	RACKAUCKAS	MURDER	WS	H	03/09/2001	30	0	30
9*	TOOHEY	RACKAUCKAS	MURDER	WS	H	03/15/2001	30	0	30
10*	TOOHEY	RACKAUCKAS	NARCOTICS	WS,WC	H,D	03/19/2001	30	0	30
11*	TOOHEY	RACKAUCKAS	NARCOTICS	WC,ED	D	04/03/2001	30	1	60
12*	TOOHEY	RACKAUCKAS	NARCOTICS	WC	D	04/10/2001	30	0	30
13*	TOOHEY	RACKAUCKAS	NARCOTICS	WS,WC	H,D	04/27/2001	30	3	120
14*	TOOHEY	RACKAUCKAS	NARCOTICS	WC	D	05/11/2001	30	0	30
15*	TOOHEY	RACKAUCKAS	NARCOTICS	WC	D	05/25/2001	30	0	30
16*	TOOHEY	RACKAUCKAS	MURDER	WS	H	05/31/2001	30	0	30
17*	TOOHEY	RACKAUCKAS	NARCOTICS	WC,ED	D	05/31/2001	30	2	90
18*	FULLER	RACKAUCKAS	NARCOTICS	WC	D	08/03/2001	30	3	120
19*	FIDLER	RACKAUCKAS	NARCOTICS	WS,WC	B,D	10/17/2001	30	0	30
20*	FULLER	RACKAUCKAS	NARCOTICS	WC	D	10/25/2001	30	0	30
RIVERSIDE									
1	HANKS	TRASK	NARCOTICS	WC	D	05/30/2002	30	1	60
2	HANKS	TRASK	MURDER	WS,WC	H,D	10/31/2002	30	1	60
3	HANKS	TRASK	MURDER	WC	D	11/14/2002	30	0	30
4	HANKS	TRASK	MURDER	WC	D	11/26/2002	30	0	30
SACRAMENTO									
1	PARK	SCULLY	NARCOTICS	WS,WC	H,B,D	03/28/2002	28	1	45
SAN BERNARDINO									
1	FULLER	STOUT	NARCOTICS	WC,ED	D	07/27/2001	30	5	180
2	FULLER	STOUT	NARCOTICS	WS	H	12/12/2001	30	1	60
3	FULLER	STOUT	NARCOTICS	WC	D	01/11/2002	30	0	30
4	FULLER	FOURNIER	NARCOTICS	WC	D	01/19/2002	30	1	60
5	FULLER	STOUT	NARCOTICS	WC	D	01/24/2002	30	0	30
6	FULLER	STOUT	NARCOTICS	WC	D	02/01/2002	30	0	30
7	FULLER	FOURNIER	NARCOTICS	WC	D	02/16/2002	30	1	60
8	FULLER	FOURNIER	NARCOTICS	WC	D	03/15/2002	30	0	30
9	FULLER	FOURNIER	NARCOTICS	WC	D	03/27/2002	30	1	60
10	FULLER	FOURNIER	NARCOTICS	WC	D	04/12/2002	30	0	30

<sup>1</sup> The prosecuting official authorized the filing of the application under provisions of the state's statute. (See Table 1 for this state's statutory citation.)

<sup>2</sup> Type: WS = Standard Telephone (Wire), WC = Cellular or Mobile Telephone (Wire), WO = Other (Wire), OM = Microphone (Oral), OO = Other (Oral), ED = Digital Pager (Electronic), EE = Computer or E-Mail (Electronic), EF = Fax Machine (Electronic), EO = Other (Electronic).

<sup>3</sup> Location: H = Personal Residence, B = Business, A = Public Area, D = Portable Device, O = Other Location, R = Roving (Relaxed Specification Order), N = Not Specified.

TABLE B-1  
STATE CALIFORNIA

CALENDAR YEAR 2002

REPORT BY PROSECUTORS OF COURT-AUTHORIZED INTERCEPTS OF WIRE, ORAL, OR ELECTRONIC COMMUNICATIONS  
PURSUANT TO 18 U.S.C. 2519

A.O. Number	Number Of Days in Oper- ation <sup>4</sup>	Average Inter- cepts per Day	Number of <sup>5</sup>			Costs		Number of						
			Persons Inter- cepted	Intercepts	Incrim- inating Intercepts	Total Cost in \$	Other Than Manpower in \$	Arrests	Trials	Motions to Suppress Intercepts <sup>6</sup>			Persons Con- victed	
										G	D	P		
ORANGE (CONTINUED)														
7*	22	26	NR	561	13	8,500	2,500	1	-	-	-	-	-	
8*	3	21	NR	64	4	RELATED TO NO. 7*		-	-	-	-	-	-	
9*	14	5	NR	64	1	RELATED TO NO. 7*		-	-	-	-	-	-	
10*	30	37	57	1,114	178	21,000	2,000	-	-	-	-	-	-	
11*	54	18	NR	968	425	38,200	3,200	9	-	-	-	-	-	
12*	30	10	NR	302	148	16,750	1,750	9	-	-	-	-	-	
13*	102	16	NR	1,668	247	81,500	6,500	9	-	-	-	-	-	
14*	14	16	NR	227	130	10,250	1,250	-	-	-	-	-	-	
15*	30	13	NR	379	264	21,700	2,700	-	-	-	-	-	-	
16*	3	99	NR	298	41	7,500	1,500	1	-	-	-	-	-	
17*	68	20	NR	1,359	439	35,500	3,500	-	-	-	-	-	-	
18*	119	7	NR	866	486	62,500	2,500	9	-	-	-	-	-	
19*	30	24	NR	709	41	22,200	3,200	-	-	-	-	-	-	
20*	30	7	NR	203	64	17,500	2,500	-	-	-	-	-	-	
RIVERSIDE														
1	60	10	230	589	452	23,100	1,100	7	-	-	-	-	-	
2	46	65	807	2,973	141	57,900	8,343	-	-	-	-	-	-	
3	30	25	128	741	48	RELATED TO NO. 2		-	-	-	-	-	-	
4	19	50	191	941	17	RELATED TO NO. 2		-	-	-	-	-	-	
SACRAMENTO														
1	45	103	387	4,643	772	92,006	15,000	17	-	-	-	-	-	
SAN BERNARDINO														
1	171	19	42	3,298	471	162,110	15,230	-	-	-	-	-	-	
2	60	136	152	8,133	125	40,332	6,732	-	-	-	-	-	-	
3	20	29	15	575	11	14,750	3,550	-	-	-	-	-	-	
4	60	-	-	-	-	RELATED TO NO. 7		-	-	-	-	-	-	
5	15	12	9	187	4	10,775	2,375	-	-	-	-	-	-	
6	21	36	61	748	44	14,135	2,375	-	-	-	-	-	-	
7	60	35	NR	2,082	829	198,980	13,500	48	-	-	-	-	-	
8	30	17	NR	497	224	RELATED TO NO. 7		RELATED TO NO. 7						
9	60	4	NR	243	61	RELATED TO NO. 7		RELATED TO NO. 7						
10	30	11	NR	336	84	RELATED TO NO. 7		RELATED TO NO. 7						

<sup>4</sup> NI indicates never installed. I indicates installed but never used. NP indicates no prosecutor's report.

<sup>5</sup> NR indicates not reported or could not be determined.

<sup>6</sup> Motions: G = Granted, D = Denied, P = Pending.

\*This wiretap was terminated during 2001, but was not reported at that time because it was part of an ongoing investigation.

\*\* This wiretap was terminated during 2000 or earlier, but was not reported at that time because it was part of an ongoing investigation.

**TABLE B-1**  
**STATE CALIFORNIA**

**CALENDAR YEAR 2002**

**REPORT BY JUDGES OF COURT-AUTHORIZED INTERCEPTS OF WIRE, ORAL, OR ELECTRONIC COMMUNICATIONS  
PURSUANT TO 18 U.S.C. 2519**

A.O. Number	Authorizing Official		Offense Specified	Intercept		Date of Application	Authorized Length		
	Judge	Prosecutor <sup>1</sup>		Type <sup>2</sup>	Location <sup>3</sup>		Original Order (Days)	Number of Extensions	Total Length (Days)
SAN BERNARDINO (CONTINUED)									
11	FULLER	FOURNIER	NARCOTICS	WC	D	04/27/2002	30	0	30
12	FULLER	FOURNIER	NARCOTICS	WC	D	04/27/2002	30	0	30
13	FULLER	FOURNIER	NARCOTICS	WC	D	05/29/2002	30	1	60
14	FULLER	FOURNIER	NARCOTICS	WC	D	05/29/2002	30	0	30
15	FULLER	FOURNIER	NARCOTICS	WC	D	06/29/2002	30	0	30
2*	FULLER	FOURNIER	MURDER	WC	D	01/29/2001	30	0	30
3*	WELCH	STOUT	MURDER	WS	H	02/05/2001	30	0	30
4*	WELCH	STOUT	NARCOTICS	WS	H	02/23/2001	30	0	30
5*	FULLER	STOUT	NARCOTICS	WC,ED	D	03/16/2001	28	7	233
6*	WELCH	STOUT	MURDER	WS	H	08/27/2001	30	0	30
7*	KAMANSKI	STOUT	MURDER	WC	R	10/10/2001	30	0	30
8*	FULLER	STOUT	MURDER	WS,WC	H,D	12/06/2001	30	0	30
9*	FULLER	STOUT	NARCOTICS	WS	H	12/12/2001	30	0	30
SANTA BARBARA									
1	ANDERSON	SNEDDON	NARCOTICS	WS,WC	H,D	01/19/2002	30	0	30
2	ANDERSON	SNEDDON	NARCOTICS	WS,WC	H,D	02/26/2002	30	0	30
3	MELVILLE	SNEDDON	NARCOTICS	WS,WC	H,D	04/04/2002	30	0	30
4	ANDERSON	SNEDDON	NARCOTICS	WC	D	12/13/2002	30	0	30
3*	ANDERSON	MCKINLEY	MURDER	WS,WC	H,B,D	09/28/2001	20	0	20
SOLANO									
1	KAYS	PAULSON	NARCOTICS	WS,WC	H,D	04/23/2002	30	1	60
VENTURA									
1	CLARK	BRADBURY	NARCOTICS	WC,ED	D	12/05/2001	30	7	240
2	CLARK	BRADBURY	MURDER	WS	H	04/10/2002	30	0	30
3	CLARK	BRADBURY	MURDER	WS	H	04/23/2002	30	0	30
4	CLARK	BRADBURY	NARCOTICS	WC	D	08/22/2002	30	3	120

<sup>1</sup> The prosecuting official authorized the filing of the application under provisions of the state's statute. (See Table 1 for this state's statutory citation.)

<sup>2</sup> Type: WS = Standard Telephone (Wire), WC = Cellular or Mobile Telephone (Wire), WO = Other (Wire), OM = Microphone (Oral), OO = Other (Oral), ED = Digital Pager (Electronic), EE = Computer or E-Mail (Electronic), EF = Fax Machine (Electronic), EO = Other (Electronic).

<sup>3</sup> Location: H = Personal Residence, B = Business, A = Public Area, D = Portable Device, O = Other Location, R = Roving (Relaxed Specification Order), N = Not Specified.

TABLE B-1  
STATE CALIFORNIA

CALENDAR YEAR 2002

REPORT BY PROSECUTORS OF COURT-AUTHORIZED INTERCEPTS OF WIRE, ORAL, OR ELECTRONIC COMMUNICATIONS  
PURSUANT TO 18 U.S.C. 2519

A.O. Number	Number Of Days in Oper- ation <sup>4</sup>	Average Inter- cepts per Day	Number of <sup>5</sup>			Costs		Number of						
			Persons Inter- cepted	Intercepts	Incrim- inating Intercepts	Total Cost in \$	Other Than Manpower in \$	Arrests	Trials	Motions to Suppress Intercepts <sup>6</sup>			Persons Con- victed	
										G	D	P		
SAN BERNARDINO (CONTINUED)														
11	30	16	NR	467	166	RELATED TO NO. 7		RELATED TO NO. 7						
12	30	6	NR	169	61	RELATED TO NO. 7		RELATED TO NO. 7						
13	60	18	NR	1,057	408	RELATED TO NO. 7		RELATED TO NO. 7						
14	30	13	NR	395	163	RELATED TO NO. 7		RELATED TO NO. 7						
15	30	28	NR	836	380	RELATED TO NO. 7		RELATED TO NO. 7						
2*	18	7	23	120	9	38,100	4,500	-	-	-	-	-	-	
3*	6	12	9	73	17	15,500	3,500	-	-	-	-	-	-	
4*	11	46	7	509	8	58,000	8,000	-	-	-	-	-	-	
5*	233	28	383	6,568	948	349,560	39,800	-	-	-	-	-	-	
6*	12	221	41	2,654	192	48,500	3,500	3	-	-	-	1	-	
7*	2	NR	NR	NR	NR	4,000	1,000	2	1	-	-	1	1	
8*	13	61	4	790	31	23,756	4,800	-	-	-	-	-	-	
9*	15	178	13	2,666	10	19,332	2,532	-	-	-	-	-	-	
SANTA BARBARA														
1	30	20	219	588	99	RELATED TO NO. 3		RELATED TO NO. 3						
2	30	32	463	963	177	RELATED TO NO. 3		RELATED TO NO. 3						
3	29	19	307	546	39	30,250	4,000	24	-	-	-	-	24	
4	NP	-	-	-	-	-	-	-	-	-	-	-	-	
3*	15	176	1,633	2,639	35	116,000	20,000	-	-	-	-	-	-	
SOLANO														
1	51	23	173	1,168	335	33,500	3,500	10	-	-	-	-	-	
VENTURA														
1	210	45	115	9,408	1,836	255,420	30,300	6	-	-	-	-	-	
2	14	127	NR	1,783	44	12,772	934	-	-	-	-	-	-	
3	6	12	NR	72	2	RELATED TO NO. 2		-	-	-	-	-	-	
4	115	41	NR	4,770	NR	-	-	17	-	-	-	-	-	

<sup>4</sup> NI indicates never installed. I indicates installed but never used. NP indicates no prosecutor's report.

<sup>5</sup> NR indicates not reported or could not be determined.

<sup>6</sup> Motions: G = Granted, D = Denied, P = Pending.

\*This wiretap was terminated during 2001, but was not reported at that time because it was part of an ongoing investigation.

\*\* This wiretap was terminated during 2000 or earlier, but was not reported at that time because it was part of an ongoing investigation.



TABLE B-1  
STATE FLORIDA

CALENDAR YEAR 2002

REPORT BY JUDGES OF COURT-AUTHORIZED INTERCEPTS OF WIRE, ORAL, OR ELECTRONIC COMMUNICATIONS  
PURSUANT TO 18 U.S.C. 2519

A.O. Number	Authorizing Official		Offense Specified	Intercept		Date of Application	Authorized Length		
	Judge	Prosecutor <sup>1</sup>		Type <sup>2</sup>	Location <sup>3</sup>		Orig-inal Order (Days)	Num-ber of Exten-sions	Total Length (Days)
1ST JUDICIAL CIRCUIT (ESCAMBRIA)									
1	KUDER	GOLDEN	NARCOTICS	WS	H	06/26/2002	30	0	30
2	BELL	GOLDEN	NARCOTICS	WS	H	10/09/2002	30	1	40
3	BELL	GOLDEN	NARCOTICS	WC	D	10/28/2002	30	0	30
4	BELL	GOLDEN	NARCOTICS	WC	D	10/28/2002	30	0	30
4TH JUDICIAL CIRCUIT (DUVAL)									
1	HADDOCK	SHORSTEIN	NARCOTICS	WC	D	02/26/2002	30	1	60
2	HADDOCK	SHORSTEIN	NARCOTICS	WC	D	03/22/2002	30	1	60
3	HADDOCK	SHORSTEIN	NARCOTICS	WC	D	04/25/2002	30	0	30
4	BOWDEN	SHORSTEIN	NARCOTICS	WC	D	07/01/2002	30	2	90
5	BOWDEN	SHORSTEIN	NARCOTICS	WC	D	07/01/2002	30	0	30
6	BOWDEN	SHORSTEIN	NARCOTICS	WC	D	07/01/2002	30	0	30
7	BOWDEN	SHORSTEIN	NARCOTICS	WC	D	07/01/2002	30	0	30
8	BOWDEN	SHORSTEIN	NARCOTICS	WC	D	07/29/2002	30	0	30
9	BOWDEN	SHORSTEIN	NARCOTICS	WC	D	07/29/2002	30	0	30
10	BOWDEN	SHORSTEIN	NARCOTICS	WC	D	07/30/2002	30	0	30
11	BOWDEN	SHORSTEIN	NARCOTICS	WC	D	08/14/2002	30	0	30
5TH JUDICIAL CIRCUIT (LAKE/MARION)									
1	TOMBRINK	KING	NARCOTICS	WS	H	03/20/2002	30	1	60
2	TOMBRINK	KING	NARCOTICS	WS	H	03/20/2002	30	1	60
3	TOMBRINK	KING	NARCOTICS	WC	D	03/20/2002	30	1	60
4	TOMBRINK	KING	NARCOTICS	WC	D	04/30/2002	30	0	30
5	SINGLETARY	HINES	NARCOTICS	WC	D	08/09/2002	30	0	30
7TH JUDICIAL CIRCUIT (VOLUSIA)									
1*	SMITH	HINES	NARCOTICS	WS,WC	H,D	08/24/2001	30	0	30
9TH JUDICIAL CIRCUIT (ORANGE/OSCEOLA)									
1	JOHNSON	HINES	NARCOTICS	WS,WC	H,D	11/05/2001	30	2	77
2	STRICKLAND	LAMAR	NARCOTICS	WC	D	02/19/2002	30	1	60
3	STRICKLAND	LAMAR	NARCOTICS	WC	D	03/20/2002	30	0	30
4	STRICKLAND	LAMAR	NARCOTICS	WC	R	03/20/2002	30	1	60
5	STRICKLAND	LAMAR	NARCOTICS	WC	D	03/20/2002	30	1	60

<sup>1</sup> The prosecuting official authorized the filing of the application under provisions of the state's statute. (See Table 1 for this state's statutory citation.)

<sup>2</sup> Type: WS = Standard Telephone (Wire), WC = Cellular or Mobile Telephone (Wire), WO = Other (Wire), OM = Microphone (Oral), OO = Other (Oral), ED = Digital Pager (Electronic), EE = Computer or E-Mail (Electronic), EF = Fax Machine (Electronic), EO = Other (Electronic).

<sup>3</sup> Location: H = Personal Residence, B = Business, A = Public Area, D = Portable Device, O = Other Location, R = Roving (Relaxed Specification Order), N = Not Specified.

TABLE B-1  
STATE FLORIDA

CALENDAR YEAR 2002

REPORT BY PROSECUTORS OF COURT-AUTHORIZED INTERCEPTS OF WIRE, ORAL, OR ELECTRONIC COMMUNICATIONS  
PURSUANT TO 18 U.S.C. 2519

A.O. Number	Number Of Days in Oper- ation <sup>4</sup>	Average Inter- cepts per Day	Number of <sup>5</sup>			Costs		Number of						
			Persons Inter- cepted	Intercepts	Incrim- inating Intercepts	Total Cost in \$	Other Than Manpower in \$	Arrests	Trials	Motions to Suppress Intercepts <sup>6</sup>			Persons Con- victed	
										G	D	P		
1ST JUDICIAL CIRCUIT (ESCAMBRIA)														
1	24	84	6	2,021	7	26,600	1,000	-	-	-	-	-	-	
2	40	60	100	2,381	230	54,300	4,300	16	-	-	-	-	-	
3	21	25	40	534	45	RELATED TO NO. 2		RELATED TO NO. 2						
4	20	44	40	871	137	RELATED TO NO. 2		RELATED TO NO. 2						
4TH JUDICIAL CIRCUIT (DUVAL)														
1	60	342	140	20,509	1,626	95,000	20,000	23	-	-	-	-	-	
2	28	167	20	4,670	275	30,000	10,000	RELATED TO NO. 1						
3	11	14	20	159	12	16,000	10,000	RELATED TO NO. 1						
4	49	177	145	8,687	1,317	82,000	10,000	25	-	-	-	-	-	
5	NI	-	-	-	-	-	-	-	-	-	-	-	-	
6	23	43	18	980	55	41,000	5,000	RELATED TO NO. 4						
7	6	30	14	180	20	RELATED TO NO. 6		RELATED TO NO. 4						
8	16	8	4	124	NR	RELATED TO NO. 6		RELATED TO NO. 4						
9	27	37	45	990	86	RELATED TO NO. 6		RELATED TO NO. 4						
10	20	61	45	1,215	140	RELATED TO NO. 6		RELATED TO NO. 4						
11	14	23	20	320	44	RELATED TO NO. 6		RELATED TO NO. 4						
5TH JUDICIAL CIRCUIT (LAKE/MARION)														
1	55	35	45	1,916	118	130,280	5,139	7	-	-	-	-	-	
2	54	16	50	870	167	RELATED TO NO. 1		RELATED TO NO. 1						
3	55	18	50	997	177	RELATED TO NO. 1		RELATED TO NO. 1						
4	13	12	12	161	20	RELATED TO NO. 1		RELATED TO NO. 1						
5	22	22	35	490	183	-	-	12	-	-	-	-	1	
7TH JUDICIAL CIRCUIT (VOLUSIA)														
1*	24	196	75	4,714	229	37,000	25,000	14	-	-	-	-	14	
9TH JUDICIAL CIRCUIT (ORANGE/OSCEOLA)														
1	77	71	315	5,499	644	780,000	30,000	4	-	-	-	-	1	
2	60	34	108	2,035	160	393,500	118,500	-	-	-	-	-	-	
3	27	16	35	440	10	RELATED TO NO. 2		-	-	-	-	-	-	
4	40	71	111	2,829	73	RELATED TO NO. 2		-	-	-	-	-	-	
5	54	163	201	8,818	390	RELATED TO NO. 2		-	-	-	-	-	-	

<sup>4</sup> NI indicates never installed. I indicates installed but never used. NP indicates no prosecutor's report.

<sup>5</sup> NR indicates not reported or could not be determined.

<sup>6</sup> Motions: G = Granted, D = Denied, P = Pending.

\*This wiretap was terminated during 2001, but was not reported at that time because it was part of an ongoing investigation.

\*\* This wiretap was terminated during 2000 or earlier, but was not reported at that time because it was part of an ongoing investigation.

**TABLE B-1**  
**STATE FLORIDA**

**CALENDAR YEAR 2002**

**REPORT BY JUDGES OF COURT-AUTHORIZED INTERCEPTS OF WIRE, ORAL, OR ELECTRONIC COMMUNICATIONS  
PURSUANT TO 18 U.S.C. 2519**

A.O. Number	Authorizing Official		Offense Specified	Intercept		Date of Application	Authorized Length		
	Judge	Prosecutor <sup>1</sup>		Type <sup>2</sup>	Location <sup>3</sup>		Original Order (Days)	Number of Extensions	Total Length (Days)
9TH JUDICIAL CIRCUIT (ORANGE/OSCEOLA) (CONTINUED)									
6	STRICKLAND	LAMAR	NARCOTICS	WC	R	04/10/2002	30	0	30
7	STRICKLAND	LAMAR	NARCOTICS	OM	H	04/19/2002	30	0	30
12*	SMITH	HINES	NARCOTICS	WC	D	09/07/2001	30	0	30
13*	SMITH	HINES	NARCOTICS	WS	H	09/07/2001	30	0	30
14*	SMITH	HINES	NARCOTICS	WC	D	09/07/2001	30	0	30
15*	SMITH	HINES	NARCOTICS	WC	D	09/13/2001	30	1	60
16*	SMITH	HINES	NARCOTICS	WC	D	10/10/2001	30	0	30
17*	SMITH	HINES	NARCOTICS	WC	D	10/23/2001	30	0	30
18*	SMITH	HINES	NARCOTICS	WC	D	11/15/2001	30	0	30
18**	WEISS	HINES	NARCOTICS	WS	H	03/11/2000	30	1	60
19**	WEISS	HINES	NARCOTICS	WC	D	03/11/2000	30	0	30
20**	WEISS	HINES	NARCOTICS	WS	H	05/11/2000	30	0	30
21**	SMITH	HINES	RACKETEERING	WS	H	08/15/2000	30	0	30
22**	SMITH	HINES	RACKETEERING	WS	H	08/15/2000	30	0	30
18TH JUDICIAL CIRCUIT (BREVARD/SEMINOLE)									
1	JACOBUS	WOLFINGER	NARCOTICS	WC	D	03/22/2002	30	1	60
2	JACOBUS	WOLFINGER	NARCOTICS	WC	D	03/22/2002	30	1	60
3	JACOBUS	WOLFINGER	NARCOTICS	WC	D	04/05/2002	30	0	30
4	JACOBUS	WOLFINGER	NARCOTICS	WC	D	04/10/2002	30	0	30
5	JACOBUS	WOLFINGER	NARCOTICS	WC	D	04/22/2002	30	0	30
6	JACOBUS	WOLFINGER	NARCOTICS	WC	D	04/30/2002	30	0	30
7	LESTER	HINES	NARCOTICS	WC	D	07/12/2002	30	1	60
19TH JUDICIAL CIRCUIT (SAINT LUCIE)									
1	VAUGHN	COLTON	NARCOTICS	WC	D	12/20/2001	30	0	30
2	VAUGHN	COLTON	RACKETEERING	WC	D	09/30/2002	30	0	30
3	VAUGHN	COLTON	RACKETEERING	WS	H	09/30/2002	30	0	30

<sup>1</sup> The prosecuting official authorized the filing of the application under provisions of the state's statute. (See Table 1 for this state's statutory citation.)

<sup>2</sup> Type: WS = Standard Telephone (Wire), WC = Cellular or Mobile Telephone (Wire), WO = Other (Wire), OM = Microphone (Oral), OO = Other (Oral), ED = Digital Pager (Electronic), EE = Computer or E-Mail (Electronic), EF = Fax Machine (Electronic), EO = Other (Electronic).

<sup>3</sup> Location: H = Personal Residence, B = Business, A = Public Area, D = Portable Device, O = Other Location, R = Roving (Relaxed Specification Order), N = Not Specified.

TABLE B-1  
STATE FLORIDA

CALENDAR YEAR 2002

REPORT BY PROSECUTORS OF COURT-AUTHORIZED INTERCEPTS OF WIRE, ORAL, OR ELECTRONIC COMMUNICATIONS  
PURSUANT TO 18 U.S.C. 2519

A.O. Number	Number Of Days in Oper- ation <sup>4</sup>	Average Inter- cepts per Day	Number of <sup>5</sup>			Costs		Number of					
			Persons Inter- cepted	Intercepts	Incrim- inating Intercepts	Total Cost in \$	Other Than Manpower in \$	Arrests	Trials	Motions to Suppress Intercepts <sup>6</sup>			Persons Con- victed
										G	D	P	
9TH JUDICIAL CIRCUIT (ORANGE/OSCEOLA) (CONTINUED)													
6	30	111	112	3,317	44	RELATED TO NO. 2		-	-	-	-	-	-
7	22	-	3	10	-	RELATED TO NO. 2		-	-	-	-	-	-
12*	30	62	124	1,872	462	264,419	30,859	22	2	-	3	-	12
13*	1	97	12	97	7	RELATED TO NO. 12*		RELATED TO NO. 12*					
14*	I	-	-	-	-	RELATED TO NO. 12*		-	-	-	-	-	-
15*	51	34	42	1,718	261	RELATED TO NO. 12*		RELATED TO NO. 12*					
16*	I	-	-	-	-	RELATED TO NO. 12*		-	-	-	-	-	-
17*	30	31	18	930	105	RELATED TO NO. 12*		RELATED TO NO. 12*					
18*	16	177	32	2,837	68	RELATED TO NO. 12*		RELATED TO NO. 12*					
18**	60	61	23	3,667	236	159,317	4,685	23	-	-	-	-	17
19**	21	1	23	22	21	RELATED TO NO. 18**		RELATED TO NO. 18**					
20**	24	1	23	18	18	RELATED TO NO. 18**		RELATED TO NO. 18**					
21**	30	34	54	1,013	169	67,125	18,645	4	-	1	-	-	2
22**	22	50	49	1,096	56	RELATED TO NO. 21**		RELATED TO NO. 21**					
18TH JUDICIAL CIRCUIT (BREVARD/SEMINOLE)													
1	58	52	150	3,033	424	35,117	23,117	11	-	-	-	-	1
2	50	34	100	1,707	679	RELATED TO NO. 1		RELATED TO NO. 1					
3	5	30	20	149	27	RELATED TO NO. 1		RELATED TO NO. 1					
4	3	6	10	18	NR	RELATED TO NO. 1		RELATED TO NO. 1					
5	22	49	80	1,070	212	RELATED TO NO. 1		RELATED TO NO. 1					
6	16	43	30	690	135	RELATED TO NO. 1		RELATED TO NO. 1					
7	40	37	34	1,496	171	218,369	18,565	5	-	-	-	-	-
19TH JUDICIAL CIRCUIT (SAINT LUCIE)													
1	14	NR	NR	NR	NR	-	-	-	-	-	-	-	-
2	NP	-	-	-	-	-	-	-	-	-	-	-	-
3	NP	-	-	-	-	-	-	-	-	-	-	-	-

<sup>4</sup> NI indicates never installed. I indicates installed but never used. NP indicates no prosecutor's report.

<sup>5</sup> NR indicates not reported or could not be determined.

<sup>6</sup> Motions: G = Granted, D = Denied, P = Pending.

\*This wiretap was terminated during 2001, but was not reported at that time because it was part of an ongoing investigation.

\*\* This wiretap was terminated during 2000 or earlier, but was not reported at that time because it was part of an ongoing investigation.

TABLE B-1  
STATE GEORGIA

CALENDAR YEAR 2002

REPORT BY JUDGES OF COURT-AUTHORIZED INTERCEPTS OF WIRE, ORAL, OR ELECTRONIC COMMUNICATIONS  
PURSUANT TO 18 U.S.C. 2519

A.O. Number	Authorizing Official		Offense Specified	Intercept		Date of Application	Authorized Length		
	Judge	Prosecutor <sup>1</sup>		Type <sup>2</sup>	Location <sup>3</sup>		Original Order (Days)	Number of Extensions	Total Length (Days)
BIBB									
1	WILCOX	SIMMS	MURDER	WS	H	02/19/2002	20	1	40
2	CULPEPPER	SIMMS	MURDER	WC	D	03/07/2002	20	0	20
3	CULPEPPER	SIMMS	MURDER	WC	D	03/07/2002	20	0	20
CLAYTON									
1**	KILPATRICK	KELLER	NARCOTICS	WS	H	02/21/1992	20	0	20
DOUGHERTY									
1	LOCKETTE	HODGES	MURDER	WS,OM	H	09/05/2002	30	0	30

<sup>1</sup> The prosecuting official authorized the filing of the application under provisions of the state's statute. (See Table 1 for this state's statutory citation.)

<sup>2</sup> Type: WS = Standard Telephone (Wire), WC = Cellular or Mobile Telephone (Wire), WO = Other (Wire), OM = Microphone (Oral), OO = Other (Oral), ED = Digital Pager (Electronic), EE = Computer or E-Mail (Electronic), EF = Fax Machine (Electronic), EO = Other (Electronic).

<sup>3</sup> Location: H = Personal Residence, B = Business, A = Public Area, D = Portable Device, O = Other Location, R = Roving (Relaxed Specification Order), N = Not Specified.

TABLE B-1  
STATE GEORGIA

CALENDAR YEAR 2002

REPORT BY PROSECUTORS OF COURT-AUTHORIZED INTERCEPTS OF WIRE, ORAL, OR ELECTRONIC COMMUNICATIONS  
PURSUANT TO 18 U.S.C. 2519

A.O. Number	Number Of Days in Oper- ation <sup>4</sup>	Average Inter- cepts per Day	Number of <sup>5</sup>			Costs		Number of					
			Persons Inter- cepted	Intercepts	Incrim- inating Intercepts	Total Cost in \$	Other Than Manpower in \$	Arrests	Trials	Motions to Suppress Intercepts <sup>6</sup>			Persons Con- victed
										G	D	P	
BIBB													
1	35	48	30	1,671	600	10,000	10,000	-	-	-	-	-	-
2	18	34	20	615	159	10,000	10,000	-	-	-	-	-	-
3	18	95	20	1,703	277	10,000	10,000	-	-	-	-	-	-
CLAYTON													
1**	13	31	25	403	134	15,650	2,000	3	1	-	-	-	1
DOUGHERTY													
1	5	4	3	18	NR	900	900	1	-	-	-	-	-

<sup>4</sup> NI indicates never installed. I indicates installed but never used. NP indicates no prosecutor's report.

<sup>5</sup> NR indicates not reported or could not be determined.

<sup>6</sup> Motions: G = Granted, D = Denied, P = Pending.

\*This wiretap was terminated during 2001, but was not reported at that time because it was part of an ongoing investigation.

\*\* This wiretap was terminated during 2000 or earlier, but was not reported at that time because it was part of an ongoing investigation.

**TABLE B-1**  
**STATE ILLINOIS**

**CALENDAR YEAR 2002**

**REPORT BY JUDGES OF COURT-AUTHORIZED INTERCEPTS OF WIRE, ORAL, OR ELECTRONIC COMMUNICATIONS  
PURSUANT TO 18 U.S.C. 2519**

A.O. Number	Authorizing Official		Offense Specified	Intercept		Date of Application	Authorized Length		
	Judge	Prosecutor <sup>1</sup>		Type <sup>2</sup>	Location <sup>3</sup>		Original Order (Days)	Number of Extensions	Total Length (Days)
CLARK									
1	RESCH	SIMONTON	NARCOTICS	WS	H	10/07/2002	30	1	60
CRAWFORD									
1	HILL	SHANER	NARCOTICS	OM	H	02/13/2002	2	0	2
2	HILL	SHANER	NARCOTICS	OM	H	06/18/2002	2	0	2
3	CORRELL	LANE	THEFT	OM	H	06/28/2002	2	0	2
4	CORRELL	SHANER	NARCOTICS	OM	H	09/16/2002	2	0	2
5	CORRELL	SHANER	NARCOTICS	OM	H	10/13/2002	2	0	2
DEKALB									
1	ENGEL	MATEKAITIS	MURDER	WS,OM	H	12/07/2001	30	0	30
2	ENGEL	MATEKAITIS	MURDER	WS,OM	H	12/12/2001	30	0	30
3	ENGEL	MATEKAITIS	BURGLARY	WS,WC,OM	D,O	12/13/2001	30	0	30
DEWITT									
1	PETERS	JOHNSON	NARCOTICS	OM	R	01/25/2002	30	0	30
2	PETERS	JOHNSON	NARCOTICS	OM	H	11/15/2002	30	0	30
HENRY									
1	VANDERSNICK	DARROW	NARCOTICS	WS	H	01/10/2002	30	0	30
2	BELL	PATTON	OTHER	WS	H	02/07/2002	30	0	30
3	HAMER	DARROW	NARCOTICS	WS	H	08/20/2002	30	0	30
4	HAMER	DARROW	NARCOTICS	WS	H	08/20/2002	30	0	30
5	HAMER	DARROW	NARCOTICS	WS	H	10/11/2002	30	0	30
6	HAMER	DARROW	NARCOTICS	WS	H	11/14/2002	30	0	30
7	HAMER	DARROW	NARCOTICS	WS	H	11/14/2002	30	0	30
8	HAMER	DARROW	NARCOTICS	WS	H	11/14/2002	30	0	30
9	HAMER	DARROW	NARCOTICS	WS	H	11/14/2002	30	0	30
LEE									
1	MAGDICH	GIESEN	NARCOTICS	OM	H	12/04/2001	30	0	30
ROCK ISLAND									
1	BERGLUND	DOUGLAS	ROBBERY	OM	R	04/12/2002	30	0	30
UNION									
1	BOIE	BIGLER	ASSAULT	WS,OM	H	01/29/2002	10	0	10

<sup>1</sup> The prosecuting official authorized the filing of the application under provisions of the state's statute. (See Table 1 for this state's statutory citation.)

<sup>2</sup> Type: WS = Standard Telephone (Wire), WC = Cellular or Mobile Telephone (Wire), WO = Other (Wire), OM = Microphone (Oral), OO = Other (Oral), ED = Digital Pager (Electronic), EE = Computer or E-Mail (Electronic), EF = Fax Machine (Electronic), EO = Other (Electronic).

<sup>3</sup> Location: H = Personal Residence, B = Business, A = Public Area, D = Portable Device, O = Other Location, R = Roving (Relaxed Specification Order), N = Not Specified.

TABLE B-1  
STATE ILLINOIS

CALENDAR YEAR 2002

REPORT BY PROSECUTORS OF COURT-AUTHORIZED INTERCEPTS OF WIRE, ORAL, OR ELECTRONIC COMMUNICATIONS  
PURSUANT TO 18 U.S.C. 2519

A.O. Number	Number Of Days in Oper- ation <sup>4</sup>	Average Inter- cepts per Day	Number of <sup>5</sup>			Costs		Number of						
			Persons Inter- cepted	Intercepts	Incrim- inating Intercepts	Total Cost in \$	Other Than Manpower in \$	Arrests	Trials	Motions to Suppress Intercepts <sup>6</sup>			Persons Con- victed	
										G	D	P		
CLARK														
1	60	-	2	2	NR	300	100	-	-	-	-	-	-	
CRAWFORD														
1	NP	-	-	-	-	-	-	-	-	-	-	-	-	
2	NP	-	-	-	-	-	-	-	-	-	-	-	-	
3	NP	-	-	-	-	-	-	-	-	-	-	-	-	
4	NP	-	-	-	-	-	-	-	-	-	-	-	-	
5	NP	-	-	-	-	-	-	-	-	-	-	-	-	
DEKALB														
1	4	2	1	6	6	4,000	200	1	-	-	-	-	-	
2	1	1	1	1	1	RELATED TO NO. 1		RELATED TO NO. 1						
3	1	2	2	2	1	500	20	1	-	-	-	-	-	
DEWITT														
1	3	2	3	6	3	-	-	3	-	-	1	-	2	
2	1	1	1	1	1	-	-	-	-	-	-	-	-	
HENRY														
1	1	1	2	1	1	900	500	-	-	-	-	-	-	
2	1	1	2	1	1	533	-	-	-	-	-	-	-	
3	I	-	-	-	-	100	-	-	-	-	-	-	-	
4	I	-	-	-	-	100	-	-	-	-	-	-	-	
5	1	1	1	1	-	600	300	-	-	-	-	-	-	
6	I	-	-	-	-	100	-	-	-	-	-	-	-	
7	1	1	1	1	1	500	200	-	-	-	-	-	-	
8	I	-	-	-	-	100	-	-	-	-	-	-	-	
9	2	-	3	1	3	1,250	500	-	-	-	-	-	-	
LEE														
1	30	-	1	1	-	810	-	-	-	-	-	-	-	
ROCK ISLAND														
1	I	-	-	-	-	-	-	-	-	-	-	-	-	
UNION														
1	NP	-	-	-	-	-	-	-	-	-	-	-	-	

<sup>4</sup> NI indicates never installed. I indicates installed but never used. NP indicates no prosecutor's report.

<sup>5</sup> NR indicates not reported or could not be determined.

<sup>6</sup> Motions: G = Granted, D = Denied, P = Pending.

\*This wiretap was terminated during 2001, but was not reported at that time because it was part of an ongoing investigation.

\*\* This wiretap was terminated during 2000 or earlier, but was not reported at that time because it was part of an ongoing investigation.



TABLE B-1  
STATE ILLINOIS

CALENDAR YEAR 2002

REPORT BY JUDGES OF COURT-AUTHORIZED INTERCEPTS OF WIRE, ORAL, OR ELECTRONIC COMMUNICATIONS  
PURSUANT TO 18 U.S.C. 2519

A.O. Number	Authorizing Official		Offense Specified	Intercept		Date of Application	Authorized Length		
	Judge	Prosecutor <sup>1</sup>		Type <sup>2</sup>	Location <sup>3</sup>		Original Order (Days)	Number of Extensions	Total Length (Days)
WHITE									
1	SAWYER	SUTTON	ASSAULT	WS	H	07/25/2002	30	0	30
2	SAWYER	SUTTON	ASSAULT	WC	D	08/15/2002	30	0	30

<sup>1</sup> The prosecuting official authorized the filing of the application under provisions of the state's statute. (See Table 1 for this state's statutory citation.)

<sup>2</sup> Type: WS = Standard Telephone (Wire), WC = Cellular or Mobile Telephone (Wire), WO = Other (Wire), OM = Microphone (Oral), OO = Other (Oral), ED = Digital Pager (Electronic), EE = Computer or E-Mail (Electronic), EF = Fax Machine (Electronic), EO = Other (Electronic).

<sup>3</sup> Location: H = Personal Residence, B = Business, A = Public Area, D = Portable Device, O = Other Location, R = Roving (Relaxed Specification Order), N = Not Specified.

TABLE B-1  
STATE ILLINOIS

CALENDAR YEAR 2002

REPORT BY PROSECUTORS OF COURT-AUTHORIZED INTERCEPTS OF WIRE, ORAL, OR ELECTRONIC COMMUNICATIONS  
PURSUANT TO 18 U.S.C. 2519

A.O. Number	Number Of Days in Oper- ation <sup>4</sup>	Average Inter- cepts per Day	Number of <sup>5</sup>			Costs		Number of					
			Persons Inter- cepted	Intercepts	Incrim- inating Intercepts	Total Cost in \$	Other Than Manpower in \$	Arrests	Trials	Motions to Suppress Intercepts <sup>6</sup>			Persons Con- victed
										G	D	P	
WHITE													
1	1	1	1	1	1	-	-	1	-	-	-	-	1
2	NI	-	-	-	-	-	-	-	-	-	-	-	-

<sup>4</sup> NI indicates never installed. I indicates installed but never used. NP indicates no prosecutor's report.

<sup>5</sup> NR indicates not reported or could not be determined.

<sup>6</sup> Motions: G = Granted, D = Denied, P = Pending.

\*This wiretap was terminated during 2001, but was not reported at that time because it was part of an ongoing investigation.

\*\* This wiretap was terminated during 2000 or earlier, but was not reported at that time because it was part of an ongoing investigation.

TABLE B-1

STATE LOUISIANA

CALENDAR YEAR 2002

**REPORT BY JUDGES OF COURT-AUTHORIZED INTERCEPTS OF WIRE, ORAL, OR ELECTRONIC COMMUNICATIONS  
PURSUANT TO 18 U.S.C. 2519**

A.O. Number	Authorizing Official		Offense Specified	Intercept		Date of Application	Authorized Length		
	Judge	Prosecutor <sup>1</sup>		Type <sup>2</sup>	Location <sup>3</sup>		Original Order (Days)	Number of Extensions	Total Length (Days)
JEFFERSON									
1	MCCABE	WIMBERLY	NARCOTICS	WS	O	06/18/2002	30	0	30

<sup>1</sup> The prosecuting official authorized the filing of the application under provisions of the state's statute. (See Table 1 for this state's statutory citation.)

<sup>2</sup> Type: WS = Standard Telephone (Wire), WC = Cellular or Mobile Telephone (Wire), WO = Other (Wire), OM = Microphone (Oral), OO = Other (Oral), ED = Digital Pager (Electronic), EE = Computer or E-Mail (Electronic), EF = Fax Machine (Electronic), EO = Other (Electronic).

<sup>3</sup> Location: H = Personal Residence, B = Business, A = Public Area, D = Portable Device, O = Other Location, R = Roving (Relaxed Specification Order), N = Not Specified.

TABLE B-1  
STATE LOUISIANA

CALENDAR YEAR 2002

REPORT BY PROSECUTORS OF COURT-AUTHORIZED INTERCEPTS OF WIRE, ORAL, OR ELECTRONIC COMMUNICATIONS  
PURSUANT TO 18 U.S.C. 2519

A.O. Number	Number Of Days in Oper- ation <sup>4</sup>	Average Inter- cepts per Day	Number of <sup>5</sup>			Costs		Number of					
			Persons Inter- cepted	Intercepts	Incrim- inating Intercepts	Total Cost in \$	Other Than Manpower in \$	Arrests	Trials	Motions to Suppress Intercepts <sup>6</sup>			Persons Con- victed
										G	D	P	
JEFFERSON													
1	2	1	4	2	2	242	2	-	-	-	-	-	-

<sup>4</sup> NI indicates never installed. I indicates installed but never used. NP indicates no prosecutor's report.

<sup>5</sup> NR indicates not reported or could not be determined.

<sup>6</sup> Motions: G = Granted, D = Denied, P = Pending.

\*This wiretap was terminated during 2001, but was not reported at that time because it was part of an ongoing investigation.

\*\* This wiretap was terminated during 2000 or earlier, but was not reported at that time because it was part of an ongoing investigation.

TABLE B-1  
STATE MARYLAND

CALENDAR YEAR 2002

REPORT BY JUDGES OF COURT-AUTHORIZED INTERCEPTS OF WIRE, ORAL, OR ELECTRONIC COMMUNICATIONS  
PURSUANT TO 18 U.S.C. 2519

A.O. Number	Authorizing Official		Offense Specified	Intercept		Date of Application	Authorized Length		
	Judge	Prosecutor <sup>1</sup>		Type <sup>2</sup>	Location <sup>3</sup>		Original Order (Days)	Number of Extensions	Total Length (Days)
BALTIMORE									
1	BOLLINGER	TRIMBLE	CONSPIRACY	WC	D	02/20/2002	30	0	30
2	TURNBULL	O'CONNOR	NARCOTICS	WC	D	05/15/2002	30	1	60
3	TURNBULL	O'CONNOR	NARCOTICS	WC	D	05/15/2002	30	0	30
4	BOLLINGER	TRIMBLE	CONSPIRACY	WC	D	06/03/2002	30	0	30
5	BOLLINGER	O'CONNOR	CONSPIRACY	WC	D	06/03/2002	30	0	30
6	BOLLINGER	O'CONNOR	CONSPIRACY	ED	D	06/03/2002	30	0	30
7	BOLLINGER	TRIMBLE	CONSPIRACY	ED	D	06/03/2002	22	0	22
8	TURNBULL	O'CONNOR	NARCOTICS	WS	H	06/12/2002	30	0	30
9	BOLLINGER	TRIMBLE	CONSPIRACY	WC	D	09/18/2002	30	2	90
10	BOLLINGER	TRIMBLE	CONSPIRACY	WC	D	09/18/2002	30	2	90
11	BOLLINGER	TRIMBLE	CONSPIRACY	WC	D	09/18/2002	30	2	90
12	BOLLINGER	TRIMBLE	CONSPIRACY	WC	D	09/18/2002	30	2	90
13	BOLLINGER	TRIMBLE	CONSPIRACY	WC	D	09/18/2002	30	0	30
14	BOLLINGER	TRIMBLE	CONSPIRACY	WS,ED	H,D	09/24/2002	30	2	90
15	BOLLINGER	TRIMBLE	CONSPIRACY	WC	D	09/24/2002	30	0	30
16	BOLLINGER	TRIMBLE	CONSPIRACY	WC	D	09/24/2002	30	0	30
17	BOLLINGER	TRIMBLE	CONSPIRACY	WC	D	09/27/2002	30	0	30
18	BOLLINGER	TRIMBLE	CONSPIRACY	WC	D	10/02/2002	30	0	30
19	BOLLINGER	TRIMBLE	CONSPIRACY	WS	H	10/09/2002	30	0	30
20	BOLLINGER	TRIMBLE	CONSPIRACY	WC	D	10/09/2002	30	0	30
21	BOLLINGER	TRIMBLE	CONSPIRACY	WC	D	10/17/2002	30	0	30
22	BOLLINGER	TRIMBLE	CONSPIRACY	WC	D	10/17/2002	30	1	60
23	BOLLINGER	TRIMBLE	CONSPIRACY	WC	D	10/17/2002	30	0	30
24	BOLLINGER	TRIMBLE	CONSPIRACY	WC	D	10/21/2002	30	0	30
25	BOLLINGER	TRIMBLE	CONSPIRACY	WC	D	10/23/2002	30	0	30
26	BOLLINGER	TRIMBLE	CONSPIRACY	WC	D	11/12/2002	30	0	30
BALTIMORE CITY									
1	HEARD	JESSAMY	NARCOTICS	WC	D	01/22/2002	30	1	60
2	HEARD	JESSAMY	NARCOTICS	WC	D	01/22/2002	30	0	30
3	PREVAS	JESSAMY	NARCOTICS	WC	D	01/28/2002	30	3	120
4	PREVAS	JESSAMY	NARCOTICS	WC	D	01/28/2002	30	3	120
5	PREVAS	JESSAMY	NARCOTICS	ED	D	02/26/2002	30	1	60

<sup>1</sup> The prosecuting official authorized the filing of the application under provisions of the state's statute. (See Table 1 for this state's statutory citation.)

<sup>2</sup> Type: WS = Standard Telephone (Wire), WC = Cellular or Mobile Telephone (Wire), WO = Other (Wire), OM = Microphone (Oral), OO = Other (Oral), ED = Digital Pager (Electronic), EE = Computer or E-Mail (Electronic), EF = Fax Machine (Electronic), EO = Other (Electronic).

<sup>3</sup> Location: H = Personal Residence, B = Business, A = Public Area, D = Portable Device, O = Other Location, R = Roving (Relaxed Specification Order), N = Not Specified.

TABLE B-1  
STATE MARYLAND

CALENDAR YEAR 2002

REPORT BY PROSECUTORS OF COURT-AUTHORIZED INTERCEPTS OF WIRE, ORAL, OR ELECTRONIC COMMUNICATIONS  
PURSUANT TO 18 U.S.C. 2519

A.O. Number	Number Of Days in Oper- ation <sup>4</sup>	Average Inter- cepts per Day	Number of <sup>5</sup>			Costs		Number of					
			Persons Inter- cepted	Intercepts	Incrim- inating Intercepts	Total Cost in \$	Other Than Manpower in \$	Arrests	Trials	Motions to Suppress Intercepts <sup>6</sup>			Persons Con- victed
										G	D	P	
BALTIMORE													
1	22	19	153	412	51	177,500	57,500	-	-	-	-	-	-
2	34	11	32	388	42	116,740	2,500	-	-	-	-	-	-
3	30	9	16	258	13	RELATED TO NO. 2		-	-	-	-	-	-
4	22	18	140	405	44	RELATED TO NO. 1		-	-	-	-	-	-
5	22	33	412	717	84	RELATED TO NO. 1		-	-	-	-	-	-
6	22	5	NR	120	NR	RELATED TO NO. 1		-	-	-	-	-	-
7	22	1	NR	30	NR	RELATED TO NO. 1		-	-	-	-	-	-
8	7	14	22	99	3	RELATED TO NO. 2		-	-	-	-	-	-
9	69	46	1,550	3,172	123	RELATED TO NO. 1		-	-	-	-	-	-
10	69	18	690	1,240	122	RELATED TO NO. 1		-	-	-	-	-	-
11	69	2	20	142	36	RELATED TO NO. 1		-	-	-	-	-	-
12	69	13	330	927	115	RELATED TO NO. 1		-	-	-	-	-	-
13	9	47	105	425	2	RELATED TO NO. 1		-	-	-	-	-	-
14	60	2	20	110	6	RELATED TO NO. 1		-	-	-	-	-	-
15	3	180	120	540	71	RELATED TO NO. 1		-	-	-	-	-	-
16	21	7	28	155	8	RELATED TO NO. 1		-	-	-	-	-	-
17	21	61	250	1,283	182	RELATED TO NO. 1		-	-	-	-	-	-
18	NI	-	-	-	-	-	-	-	-	-	-	-	-
19	30	44	275	1,323	67	RELATED TO NO. 1		-	-	-	-	-	-
20	16	56	200	888	68	RELATED TO NO. 1		-	-	-	-	-	-
21	2	116	57	232	21	RELATED TO NO. 1		-	-	-	-	-	-
22	33	2	21	69	24	RELATED TO NO. 1		-	-	-	-	-	-
23	8	80	200	639	13	RELATED TO NO. 1		-	-	-	-	-	-
24	23	25	100	574	32	RELATED TO NO. 1		-	-	-	-	-	-
25	24	70	500	1,679	196	RELATED TO NO. 1		-	-	-	-	-	-
26	11	294	900	3,234	107	RELATED TO NO. 1		-	-	-	-	-	-
BALTIMORE CITY													
1	57	56	30	3,200	140	157,213	11,681	23	-	-	-	-	10
2	30	NR	NR	NR	NR	RELATED TO NO. 1		RELATED TO NO. 1					
3	103	122	846	12,613	749	117,637	13,721	33	-	-	-	-	3
4	103	94	846	9,649	496	RELATED TO NO. 3		RELATED TO NO. 3					
5	53	13	NR	671	NR	RELATED TO NO. 3		RELATED TO NO. 3					

<sup>4</sup> NI indicates never installed. I indicates installed but never used. NP indicates no prosecutor's report.

<sup>5</sup> NR indicates not reported or could not be determined.

<sup>6</sup> Motions: G = Granted, D = Denied, P = Pending.

\*This wiretap was terminated during 2001, but was not reported at that time because it was part of an ongoing investigation.

\*\* This wiretap was terminated during 2000 or earlier, but was not reported at that time because it was part of an ongoing investigation.

**TABLE B-1**  
**STATE MARYLAND**

**CALENDAR YEAR 2002**

**REPORT BY JUDGES OF COURT-AUTHORIZED INTERCEPTS OF WIRE, ORAL, OR ELECTRONIC COMMUNICATIONS  
PURSUANT TO 18 U.S.C. 2519**

A.O. Number	Authorizing Official		Offense Specified	Intercept		Date of Application	Authorized Length		
	Judge	Prosecutor <sup>1</sup>		Type <sup>2</sup>	Location <sup>3</sup>		Original Order (Days)	Number of Extensions	Total Length (Days)
BALTIMORE CITY (CONTINUED)									
6	PREVAS	JESSAMY	NARCOTICS	WC	D	02/26/2002	30	1	60
7	PREVAS	JESSAMY	NARCOTICS	WC	D	02/26/2002	30	0	30
8	PREVAS	JESSAMY	NARCOTICS	WC	D	03/26/2002	30	0	30
9	PREVAS	JESSAMY	NARCOTICS	WC	D	03/26/2002	30	0	30
10	PREVAS	JESSAMY	NARCOTICS	ED	D	03/26/2002	30	0	30
11	MCCURDY	JESSAMY	NARCOTICS	WC	D	05/22/2002	30	0	30
12	MCCURDY	JESSAMY	NARCOTICS	WC	D	05/22/2002	30	1	60
13	MCCURDY	JESSAMY	NARCOTICS	WC	D	06/03/2002	30	1	60
14	MCCURDY	JESSAMY	NARCOTICS	WC	D	06/14/2002	30	0	30
15	MCCURDY	JESSAMY	NARCOTICS	WC	D	06/14/2002	30	1	60
16	GLYNN	JESSAMY	NARCOTICS	WC	D	06/27/2002	30	0	30
17	GLYNN	JESSAMY	NARCOTICS	ED	D	06/27/2002	30	0	30
18	GLYNN	JESSAMY	NARCOTICS	WC	D	06/27/2002	30	0	30
19	MCCURDY	JESSAMY	NARCOTICS	WC	D	07/08/2002	30	0	30
20	MCCURDY	JESSAMY	NARCOTICS	ED	D	07/08/2002	30	0	30
21	GLYNN	JESSAMY	NARCOTICS	WC	D	07/16/2002	30	0	30
22	GLYNN	JESSAMY	NARCOTICS	WS	H	07/16/2002	30	0	30
23	GLYNN	JESSAMY	NARCOTICS	WC	D	07/16/2002	18	0	18
24	GLYNN	JESSAMY	NARCOTICS	WS	H	07/16/2002	10	0	10
25	GLYNN	JESSAMY	NARCOTICS	WC	D	07/25/2002	30	0	30
26	GLYNN	JESSAMY	NARCOTICS	WC	D	07/25/2002	30	0	30
27	GLYNN	JESSAMY	NARCOTICS	WC	D	07/25/2002	9	0	9
28	GLYNN	JESSAMY	NARCOTICS	WC	D	07/25/2002	9	0	9

<sup>1</sup> The prosecuting official authorized the filing of the application under provisions of the state's statute. (See Table 1 for this state's statutory citation.)

<sup>2</sup> Type: WS = Standard Telephone (Wire), WC = Cellular or Mobile Telephone (Wire), WO = Other (Wire), OM = Microphone (Oral), OO = Other (Oral), ED = Digital Pager (Electronic), EE = Computer or E-Mail (Electronic), EF = Fax Machine (Electronic), EO = Other (Electronic).

<sup>3</sup> Location: H = Personal Residence, B = Business, A = Public Area, D = Portable Device, O = Other Location, R = Roving (Relaxed Specification Order), N = Not Specified.

TABLE B-1  
STATE MARYLAND

CALENDAR YEAR 2002

REPORT BY PROSECUTORS OF COURT-AUTHORIZED INTERCEPTS OF WIRE, ORAL, OR ELECTRONIC COMMUNICATIONS  
PURSUANT TO 18 U.S.C. 2519

A.O. Number	Number Of Days in Oper- ation <sup>4</sup>	Average Inter- cepts per Day	Number of <sup>5</sup>			Costs		Number of					
			Persons Inter- cepted	Intercepts	Incrim- inating Intercepts	Total Cost in \$	Other Than Manpower in \$	Arrests	Trials	Motions to Suppress Intercepts <sup>6</sup>			Persons Con- victed
										G	D	P	
BALTIMORE CITY (CONTINUED)													
6	48	48	846	2,299	88	RELATED TO NO. 3		RELATED TO NO. 3					
7	22	33	846	734	20	RELATED TO NO. 3		RELATED TO NO. 3					
8	15	46	846	688	17	RELATED TO NO. 3		RELATED TO NO. 3					
9	8	3	846	25	NR	RELATED TO NO. 3		RELATED TO NO. 3					
10	25	3	NR	86	NR	RELATED TO NO. 3		RELATED TO NO. 3					
11	14	38	506	537	31	RELATED TO NO. 20		RELATED TO NO. 20					
12	28	24	506	670	78	RELATED TO NO. 20		RELATED TO NO. 20					
13	18	30	506	537	74	RELATED TO NO. 20		RELATED TO NO. 20					
14	15	55	506	832	56	RELATED TO NO. 20		RELATED TO NO. 20					
15	44	32	506	1,426	106	RELATED TO NO. 20		RELATED TO NO. 20					
16	27	132	416	3,552	352	66,993	14,760	30	-	-	-	-	-
17	29	1	NR	21	NR	RELATED TO NO. 16		RELATED TO NO. 16					
18	15	18	416	269	23	RELATED TO NO. 16		RELATED TO NO. 16					
19	20	30	506	596	70	RELATED TO NO. 20		RELATED TO NO. 20					
20	20	4	NR	79	NR	73,873	8,867	10	-	-	-	-	2
21	18	19	416	341	47	RELATED TO NO. 16		RELATED TO NO. 16					
22	10	18	416	179	NR	RELATED TO NO. 16		RELATED TO NO. 16					
23	NP	-	-	-	-	-	-	-	-	-	-	-	-
24	NP	-	-	-	-	-	-	-	-	-	-	-	-
25	9	88	416	792	52	RELATED TO NO. 16		RELATED TO NO. 16					
26	9	145	416	1,304	139	RELATED TO NO. 16		RELATED TO NO. 16					
27	NP	-	-	-	-	-	-	-	-	-	-	-	-
28	NP	-	-	-	-	-	-	-	-	-	-	-	-

<sup>4</sup> NI indicates never installed. I indicates installed but never used. NP indicates no prosecutor's report.

<sup>5</sup> NR indicates not reported or could not be determined.

<sup>6</sup> Motions: G = Granted, D = Denied, P = Pending.

\*This wiretap was terminated during 2001, but was not reported at that time because it was part of an ongoing investigation.

\*\* This wiretap was terminated during 2000 or earlier, but was not reported at that time because it was part of an ongoing investigation.



TABLE B-1

STATE MASSACHUSETTS

CALENDAR YEAR 2002

**REPORT BY JUDGES OF COURT-AUTHORIZED INTERCEPTS OF WIRE, ORAL, OR ELECTRONIC COMMUNICATIONS  
PURSUANT TO 18 U.S.C. 2519**

A.O. Number	Authorizing Official		Offense Specified	Intercept		Date of Application	Authorized Length		
	Judge	Prosecutor <sup>1</sup>		Type <sup>2</sup>	Location <sup>3</sup>		Original Order (Days)	Number of Extensions	Total Length (Days)
NORFOLK									
1	GANTS	KEATING	NARCOTICS	WS,WC,EF	H,B,D	01/31/2002	15	2	42
STATE ATTORNEY GENERAL									
1	BALL	BLOOMER	NARCOTICS	WC	D	10/24/2002	15	3	60
2	BALL	BLOOMER	NARCOTICS	WS	H	10/31/2002	15	2	45
3	BALL	BLOOMER	NARCOTICS	OM	O	11/15/2002	15	1	30
4	BALL	BLOOMER	NARCOTICS	WC	D	11/20/2002	15	1	30
5	BALL	BLOOMER	NARCOTICS	WC	D	12/06/2002	15	0	15
6	BALL	BLOOMER	NARCOTICS	WC	D	12/12/2002	15	0	15
7	BALL	BLOOMER	NARCOTICS	WC	D	12/12/2002	15	0	15

<sup>1</sup> The prosecuting official authorized the filing of the application under provisions of the state's statute. (See Table 1 for this state's statutory citation.)

<sup>2</sup> Type: WS = Standard Telephone (Wire), WC = Cellular or Mobile Telephone (Wire), WO = Other (Wire), OM = Microphone (Oral), OO = Other (Oral), ED = Digital Pager (Electronic), EE = Computer or E-Mail (Electronic), EF = Fax Machine (Electronic), EO = Other (Electronic).

<sup>3</sup> Location: H = Personal Residence, B = Business, A = Public Area, D = Portable Device, O = Other Location, R = Roving (Relaxed Specification Order), N = Not Specified.

TABLE B-1

STATE MASSACHUSETTS

CALENDAR YEAR 2002

**REPORT BY PROSECUTORS OF COURT-AUTHORIZED INTERCEPTS OF WIRE, ORAL, OR ELECTRONIC COMMUNICATIONS  
PURSUANT TO 18 U.S.C. 2519**

A.O. Number	Number Of Days in Oper- ation <sup>4</sup>	Average Inter- cepts per Day	Number of <sup>5</sup>			Costs		Number of					
			Persons Inter- cepted	Intercepts	Incrim- inating Intercepts	Total Cost in \$	Other Than Manpower in \$	Arrests	Trials	Motions to Suppress Intercepts <sup>6</sup>			Persons Con- victed
										G	D	P	
NORFOLK													
1	30	22	28	650	300	113,000	20,000	11	-	-	-	-	2
STATE ATTORNEY GENERAL													
1	56	33	82	1,842	481	119,700	9,700	18	-	-	-	-	-
2	39	19	53	739	147	RELATED TO NO. 1		RELATED TO NO. 1					
3	21	7	22	142	33	RELATED TO NO. 1		RELATED TO NO. 1					
4	29	45	58	1,300	222	RELATED TO NO. 1		RELATED TO NO. 1					
5	I	-	-	-	-	RELATED TO NO. 1		-	-	-	-	-	-
6	6	24	35	147	49	RELATED TO NO. 1		RELATED TO NO. 1					
7	5	9	8	44	9	RELATED TO NO. 1		RELATED TO NO. 1					

<sup>4</sup> NI indicates never installed. I indicates installed but never used. NP indicates no prosecutor's report.

<sup>5</sup> NR indicates not reported or could not be determined.

<sup>6</sup> Motions: G = Granted, D = Denied, P = Pending.

\*This wiretap was terminated during 2001, but was not reported at that time because it was part of an ongoing investigation.

\*\* This wiretap was terminated during 2000 or earlier, but was not reported at that time because it was part of an ongoing investigation.

TABLE B-1

STATE MISSISSIPPI

CALENDAR YEAR 2002

**REPORT BY JUDGES OF COURT-AUTHORIZED INTERCEPTS OF WIRE, ORAL, OR ELECTRONIC COMMUNICATIONS  
PURSUANT TO 18 U.S.C. 2519**

A.O. Number	Authorizing Official		Offense Specified	Intercept		Date of Application	Authorized Length		
	Judge	Prosecutor <sup>1</sup>		Type <sup>2</sup>	Location <sup>3</sup>		Original Order (Days)	Number of Extensions	Total Length (Days)
16TH CIRCUIT COURT DISTRICT									
1	MONTGOMERY	HEDGEPETH	NARCOTICS	WC	R	07/29/2002	30	1	60

<sup>1</sup> The prosecuting official authorized the filing of the application under provisions of the state's statute. (See Table 1 for this state's statutory citation.)

<sup>2</sup> Type: WS = Standard Telephone (Wire), WC = Cellular or Mobile Telephone (Wire), WO = Other (Wire), OM = Microphone (Oral), OO = Other (Oral), ED = Digital Pager (Electronic), EE = Computer or E-Mail (Electronic), EF = Fax Machine (Electronic), EO = Other (Electronic).

<sup>3</sup> Location: H = Personal Residence, B = Business, A = Public Area, D = Portable Device, O = Other Location, R = Roving (Relaxed Specification Order), N = Not Specified.

TABLE B-1  
STATE MISSISSIPPI

CALENDAR YEAR 2002

REPORT BY PROSECUTORS OF COURT-AUTHORIZED INTERCEPTS OF WIRE, ORAL, OR ELECTRONIC COMMUNICATIONS  
PURSUANT TO 18 U.S.C. 2519

A.O. Number	Number Of Days in Oper- ation <sup>4</sup>	Average Inter- cepts per Day	Number of <sup>5</sup>			Costs		Number of					
			Persons Inter- cepted	Intercepts	Incrim- inating Intercepts	Total Cost in \$	Other Than Manpower in \$	Arrests	Trials	Motions to Suppress Intercepts <sup>6</sup>			Persons Con- victed
										G	D	P	
16TH CIRCUIT COURT DISTRICT													
1	53	103	338	5,464	1,131	41,503	-	-	-	-	-	-	-

<sup>4</sup> NI indicates never installed. I indicates installed but never used. NP indicates no prosecutor's report.

<sup>5</sup> NR indicates not reported or could not be determined.

<sup>6</sup> Motions: G = Granted, D = Denied, P = Pending.

\*This wiretap was terminated during 2001, but was not reported at that time because it was part of an ongoing investigation.

\*\* This wiretap was terminated during 2000 or earlier, but was not reported at that time because it was part of an ongoing investigation.

TABLE B-1  
STATE NEVADA

CALENDAR YEAR 2002

REPORT BY JUDGES OF COURT-AUTHORIZED INTERCEPTS OF WIRE, ORAL, OR ELECTRONIC COMMUNICATIONS  
PURSUANT TO 18 U.S.C. 2519

A.O. Number	Authorizing Official		Offense Specified	Intercept		Date of Application	Authorized Length		
	Judge	Prosecutor <sup>1</sup>		Type <sup>2</sup>	Location <sup>3</sup>		Original Order (Days)	Number of Extensions	Total Length (Days)
CLARK									
1	LEHMAN	BELL	MURDER	WS	B	02/22/2002	30	0	30
2	CHERRY	BELL	MURDER	WS,WC	H,D	08/15/2002	30	0	30
3	CHERRY	BELL	MURDER	OM	A	08/21/2002	30	0	30
ELKO									
1	MEMEO	WOODBURY	MURDER	OM	H	03/12/2002	2	0	2

<sup>1</sup> The prosecuting official authorized the filing of the application under provisions of the state's statute. (See Table 1 for this state's statutory citation.)

<sup>2</sup> Type: WS = Standard Telephone (Wire), WC = Cellular or Mobile Telephone (Wire), WO = Other (Wire), OM = Microphone (Oral), OO = Other (Oral), ED = Digital Pager (Electronic), EE = Computer or E-Mail (Electronic), EF = Fax Machine (Electronic), EO = Other (Electronic).

<sup>3</sup> Location: H = Personal Residence, B = Business, A = Public Area, D = Portable Device, O = Other Location, R = Roving (Relaxed Specification Order), N = Not Specified.

TABLE B-1  
STATE NEVADA

CALENDAR YEAR 2002

REPORT BY PROSECUTORS OF COURT-AUTHORIZED INTERCEPTS OF WIRE, ORAL, OR ELECTRONIC COMMUNICATIONS  
PURSUANT TO 18 U.S.C. 2519

A.O. Number	Number Of Days in Oper- ation <sup>4</sup>	Average Inter- cepts per Day	Number of <sup>5</sup>			Costs		Number of					
			Persons Inter- cepted	Intercepts	Incrim- inating Intercepts	Total Cost in \$	Other Than Manpower in \$	Arrests	Trials	Motions to Suppress Intercepts <sup>6</sup>			Persons Con- victed
										G	D	P	
CLARK													
1	14	83	273	1,165	-	21,840	6,300	-	-	-	-	-	-
2	19	71	18	1,353	NR	47,614	352	2	-	-	-	-	-
3	I	-	-	-	-	RELATED TO NO. 2		-	-	-	-	-	-
ELKO													
1	2	-	1	1	1	2	1	1	-	-	-	-	-

<sup>4</sup> NI indicates never installed. I indicates installed but never used. NP indicates no prosecutor's report.

<sup>5</sup> NR indicates not reported or could not be determined.

<sup>6</sup> Motions: G = Granted, D = Denied, P = Pending.

\*This wiretap was terminated during 2001, but was not reported at that time because it was part of an ongoing investigation.

\*\* This wiretap was terminated during 2000 or earlier, but was not reported at that time because it was part of an ongoing investigation.

**TABLE B-1**  
**STATE NEW JERSEY**

**CALENDAR YEAR 2002**

**REPORT BY JUDGES OF COURT-AUTHORIZED INTERCEPTS OF WIRE, ORAL, OR ELECTRONIC COMMUNICATIONS  
PURSUANT TO 18 U.S.C. 2519**

A.O. Number	Authorizing Official		Offense Specified	Intercept		Date of Application	Authorized Length		
	Judge	Prosecutor <sup>1</sup>		Type <sup>2</sup>	Location <sup>3</sup>		Orig-inal Order (Days)	Num-ber of Exten-sions	Total Length (Days)
ATLANTIC									
1*	GAROFOLO	BLITZ	GAMBLING	ED	D	01/10/2001	20	0	20
BURLINGTON									
1	FEINBERG	BERNARDI	MURDER	WO	O	10/02/2002	10	0	10
CAMDEN									
1	NATAL	SOLOMON	NARCOTICS	WC	D	03/27/2002	30	1	60
2	NATAL	SOLOMON	NARCOTICS	WC	D	04/09/2002	30	1	60
ESSEX									
1*	FALCONE	CAMPOLO	MURDER	WS	O	01/31/2001	30	0	30
2*	FALCONE	CAMPOLO	MURDER	WS	O	01/31/2001	30	1	60
3*	FALCONE	CAMPOLO	MURDER	WS	O	01/31/2001	30	1	60
4*	FALCONE	CAMPOLO	MURDER	WS	O	01/31/2001	30	0	30
5*	FALCONE	CAMPOLO	MURDER	WS	O	02/08/2001	30	1	60
6*	FALCONE	CAMPOLO	MURDER	WS	O	02/08/2001	30	1	60
7*	FALCONE	CAMPOLO	NARCOTICS	ED	D	03/29/2001	20	0	20
GLOUCESTER									
1	NATAL	SILLS	MURDER	WO	D	05/30/2002	2	0	2
2	NATAL	DALTON	NARCOTICS	WC	D	10/10/2002	20	2	40
HUDSON									
1	CALLAHAN	THEEMLING	NARCOTICS	WC	D	05/22/2002	30	0	30
2	CALLAHAN	DEFAZIO	NARCOTICS	WC	D	06/12/2002	30	1	60
3	CALLAHAN	THEEMLING	NARCOTICS	WC	D	06/12/2002	30	0	30
4	CALLAHAN	DEFAZIO	NARCOTICS	WC	D	06/20/2002	30	1	60
5	CALLAHAN	DEFAZIO	NARCOTICS	WC	D	07/09/2002	30	0	30
6	CALLAHAN	DEFAZIO	NARCOTICS	WC	D	07/23/2002	30	0	30
HUNTERDON									
1	FEINBERG	LEMBER	CONSPIRACY	WC	D	08/19/2002	20	0	20
MIDDLESEX									
1	LONGHI	BERMAN	GAMBLING	WS	H	01/07/2002	20	0	20
2	LONGHI	BERMAN	GAMBLING	WC	D	01/07/2002	20	0	20
3	LONGHI	BERMAN	NARCOTICS	WS	H	01/29/2002	20	0	20
4	LONGHI	BERMAN	NARCOTICS	WC	D	02/01/2002	20	0	20
5	LONGHI	BERMAN	NARCOTICS	WS	H	02/01/2002	20	0	20

<sup>1</sup> The prosecuting official authorized the filing of the application under provisions of the state's statute. (See Table 1 for this state's statutory citation.)

<sup>2</sup> Type: WS = Standard Telephone (Wire), WC = Cellular or Mobile Telephone (Wire), WO = Other (Wire), OM = Microphone (Oral), OO = Other (Oral), ED = Digital Pager (Electronic), EE = Computer or E-Mail (Electronic), EF = Fax Machine (Electronic), EO = Other (Electronic).

<sup>3</sup> Location: H = Personal Residence, B = Business, A = Public Area, D = Portable Device, O = Other Location, R = Roving (Relaxed Specification Order), N = Not Specified.

TABLE B-1  
STATE NEW JERSEY

CALENDAR YEAR 2002

REPORT BY PROSECUTORS OF COURT-AUTHORIZED INTERCEPTS OF WIRE, ORAL, OR ELECTRONIC COMMUNICATIONS  
PURSUANT TO 18 U.S.C. 2519

A.O. Number	Number Of Days in Oper- ation <sup>4</sup>	Average Inter- cepts per Day	Number of <sup>5</sup>			Costs		Number of					
			Persons Inter- cepted	Intercepts	Incrim- inating Intercepts	Total Cost in \$	Other Than Manpower in \$	Arrests	Trials	Motions to Suppress Intercepts <sup>6</sup>			Persons Con- victed
										G	D	P	
ATLANTIC													
1*	18	33	1	598	-	-	-	-	-	-	-	-	-
BURLINGTON													
1	1	10	9	10	-	-	-	-	-	-	-	-	-
CAMDEN													
1	46	38	37	1,765	443	98,000	8,000	13	-	-	-	-	-
2	37	59	37	2,173	581	RELATED TO NO. 1		RELATED TO NO. 1					
ESSEX													
1*	6	26	12	154	NR	128,367	3,200	42	-	-	-	-	-
2*	60	26	216	1,572	94	RELATED TO NO. 1*		RELATED TO NO. 1*					
3*	60	32	222	1,894	157	RELATED TO NO. 1*		RELATED TO NO. 1*					
4*	6	62	20	375	NR	RELATED TO NO. 1*		RELATED TO NO. 1*					
5*	51	68	319	3,465	170	RELATED TO NO. 1*		RELATED TO NO. 1*					
6*	51	34	240	1,741	45	RELATED TO NO. 1*		RELATED TO NO. 1*					
7*	20	178	NR	3,556	633	9,800	-	6	-	-	-	-	-
GLOUCESTER													
1	2	3	4	6	-	1,890	1,150	-	-	-	-	-	-
2	40	138	65	5,506	980	137,022	9,222	-	-	-	-	-	-
HUDSON													
1	NP	-	-	-	-	-	-	-	-	-	-	-	-
2	NP	-	-	-	-	-	-	-	-	-	-	-	-
3	NP	-	-	-	-	-	-	-	-	-	-	-	-
4	NP	-	-	-	-	-	-	-	-	-	-	-	-
5	NP	-	-	-	-	-	-	-	-	-	-	-	-
6	NP	-	-	-	-	-	-	-	-	-	-	-	-
HUNTERDON													
1	17	18	58	300	156	35,700	1,700	21	-	-	-	-	-
MIDDLESEX													
1	19	61	28	1,153	444	14,120	5,000	RELATED TO NO. 7					
2	18	50	50	909	387	13,640	5,000	RELATED TO NO. 7					
3	16	28	45	455	162	12,980	5,300	15	-	-	-	1	-
4	20	75	60	1,506	472	14,600	5,000	RELATED TO NO. 7					
5	20	6	20	119	20	RELATED TO NO. 4		RELATED TO NO. 7					

<sup>4</sup> NI indicates never installed. I indicates installed but never used. NP indicates no prosecutor's report.

<sup>5</sup> NR indicates not reported or could not be determined.

<sup>6</sup> Motions: G = Granted, D = Denied, P = Pending.

\*This wiretap was terminated during 2001, but was not reported at that time because it was part of an ongoing investigation.

\*\* This wiretap was terminated during 2000 or earlier, but was not reported at that time because it was part of an ongoing investigation.



TABLE B-1  
STATE NEW JERSEY

CALENDAR YEAR 2002

REPORT BY JUDGES OF COURT-AUTHORIZED INTERCEPTS OF WIRE, ORAL, OR ELECTRONIC COMMUNICATIONS  
PURSUANT TO 18 U.S.C. 2519

A.O. Number	Authorizing Official		Offense Specified	Intercept		Date of Application	Authorized Length		
	Judge	Prosecutor <sup>1</sup>		Type <sup>2</sup>	Location <sup>3</sup>		Original Order (Days)	Number of Extensions	Total Length (Days)
MIDDLESEX (CONTINUED)									
6	LONGHI	BERMAN	NARCOTICS	WC	D	02/07/2002	20	0	20
7	LONGHI	BERMAN	NARCOTICS	WC	D	02/21/2002	20	0	20
8	LONGHI	BERMAN	NARCOTICS	WC	D	02/21/2002	20	0	20
9	LONGHI	BERMAN	NARCOTICS	WC	D	02/21/2002	20	0	20
10	CLARK	BERMAN	NARCOTICS	WC	D	03/08/2002	20	0	20
11	LONGHI	BERMAN	NARCOTICS	WC	D	04/11/2002	20	0	20
12	LONGHI	BERMAN	NARCOTICS	WC	D	04/18/2002	20	0	20
13	LONGHI	BERMAN	NARCOTICS	WC	D	04/30/2002	20	0	20
14	LONGHI	BERMAN	NARCOTICS	WC	D	04/30/2002	20	0	20
15	LONGHI	BERMAN	NARCOTICS	WC	D	05/03/2002	20	0	20
16	LONGHI	BERMAN	NARCOTICS	WC	D	05/06/2002	20	0	20
17	LONGHI	BERMAN	NARCOTICS	WC	D	05/10/2002	20	0	20
18	LONGHI	BERMAN	NARCOTICS	WC	D	05/16/2002	20	0	20
19	LONGHI	BERMAN	NARCOTICS	WC	D	05/17/2002	20	0	20
20	LONGHI	BERMAN	NARCOTICS	WS	H,B	06/14/2002	20	0	20
21	CLARK	KAPLAN	NARCOTICS	WC	D	08/08/2002	20	0	20
22	LONGHI	KAPLAN	NARCOTICS	WS	H,B	10/15/2002	20	1	30
23	LONGHI	KAPLAN	NARCOTICS	WS	H,B	10/15/2002	20	1	30
24	LONGHI	KAPLAN	NARCOTICS	WS	H,B	10/15/2002	20	1	30
25	LONGHI	KAPLAN	NARCOTICS	WS	H,B	10/15/2002	20	1	30
26	LONGHI	KAPLAN	NARCOTICS	WS	H,B	10/15/2002	20	1	30
27	LONGHI	KAPLAN	NARCOTICS	WS	H,B	10/15/2002	20	1	30
28	LONGHI	KAPLAN	NARCOTICS	WS	H,B	10/15/2002	20	1	30
29	LONGHI	KAPLAN	NARCOTICS	WS	H,B	10/15/2002	20	1	30
30	LONGHI	KAPLAN	NARCOTICS	WS	H,B	10/15/2002	20	1	30
31	LONGHI	KAPLAN	NARCOTICS	WC	D	12/02/2002	20	0	20
32	LONGHI	KAPLAN	NARCOTICS	WC	D	12/09/2002	20	0	20
MORRIS									
1	FALCONE	RUBBINACCIO	NARCOTICS	WC	D	07/09/2002	30	1	40
2	FALCONE	RUBBINACCIO	NARCOTICS	OM	O	07/09/2002	30	1	40
2*	FALCONE	DANGLER	MURDER	OM	H	06/08/2001	20	2	40
3*	FALCONE	DANGLER	MURDER	WS	H	07/03/2001	20	0	20

<sup>1</sup> The prosecuting official authorized the filing of the application under provisions of the state's statute. (See Table 1 for this state's statutory citation.)

<sup>2</sup> Type: WS = Standard Telephone (Wire), WC = Cellular or Mobile Telephone (Wire), WO = Other (Wire), OM = Microphone (Oral), OO = Other (Oral), ED = Digital Pager (Electronic), EE = Computer or E-Mail (Electronic), EF = Fax Machine (Electronic), EO = Other (Electronic).

<sup>3</sup> Location: H = Personal Residence, B = Business, A = Public Area, D = Portable Device, O = Other Location, R = Roving (Relaxed Specification Order), N = Not Specified.

TABLE B-1  
STATE NEW JERSEY

CALENDAR YEAR 2002

REPORT BY PROSECUTORS OF COURT-AUTHORIZED INTERCEPTS OF WIRE, ORAL, OR ELECTRONIC COMMUNICATIONS  
PURSUANT TO 18 U.S.C. 2519

A.O. Number	Number Of Days in Oper- ation <sup>4</sup>	Average Inter- cepts per Day	Number of <sup>5</sup>			Costs		Number of						
			Persons Inter- cepted	Intercepts	Incrim- inating Intercepts	Total Cost in \$	Other Than Manpower in \$	Arrests	Trials	Motions to Suppress Intercepts <sup>6</sup>			Persons Con- victed	
										G	D	P		
MIDDLESEX (CONTINUED)														
6	18	113	75	2,040	748	RELATED TO NO. 2		RELATED TO NO. 7						
7	19	23	20	433	96	10,140	1,500	136	-	-	-	1	-	
8	20	32	25	634	300	10,620	1,500	RELATED TO NO. 7						
9	19	57	30	1,085	396	RELATED TO NO. 7		RELATED TO NO. 7						
10	20	135	80	2,709	718	12,930	3,300	36	-	-	-	1	-	
11	19	59	71	1,113	705	12,220	3,100	87	-	-	-	1	-	
12	12	48	50	575	149	6,960	3,000	-	-	-	-	1	-	
13	10	11	35	114	77	7,894	3,094	RELATED TO NO. 11						
14	18	13	23	226	176	10,672	3,052	RELATED TO NO. 11						
15	14	54	27	752	488	9,791	3,071	RELATED TO NO. 11						
16	4	4	5	15	4	3,750	3,000	-	-	-	-	1	-	
17	19	15	11	286	174	12,175	3,055	RELATED TO NO. 11						
18	13	-	-	-	-	9,280	3,040	-	-	-	-	-	-	
19	12	22	23	260	105	8,815	3,055	RELATED TO NO. 11						
20	20	20	20	398	35	12,667	3,067	RELATED TO NO. 11						
21	12	23	25	278	240	9,160	3,400	17	-	-	-	1	-	
22	30	7	7	215	3	19,850	3,050	-	-	-	-	1	-	
23	30	1	2	36	NR	19,811	3,011	-	-	-	-	1	-	
24	30	12	16	367	27	19,860	3,060	-	-	-	-	1	-	
25	30	33	42	997	43	19,889	3,089	-	-	-	-	1	-	
26	30	168	2,363	5,043	54	20,207	3,407	-	-	-	-	1	-	
27	30	52	714	1,546	11	19,920	3,120	-	-	-	-	1	-	
28	30	17	190	498	3	19,871	3,071	-	-	-	-	1	-	
29	30	12	61	348	6	19,854	3,054	-	-	-	-	1	-	
30	30	30	158	890	41	19,879	3,079	-	-	-	-	1	-	
31	8	54	50	436	45	7,580	3,100	-	-	-	-	-	-	
32	11	115	110	1,268	500	9,260	3,100	-	-	-	-	-	-	
MORRIS														
1	37	52	47	1,912	672	220,929	39,635	27	-	-	-	-	-	
2	37	11	22	404	53	RELATED TO NO. 1		RELATED TO NO. 1						
2*	37	26	7	973	106	62,720	5,000	-	-	-	-	-	-	
3*	20	40	16	796	13	20,600	5,000	-	-	-	-	-	-	

<sup>4</sup> NI indicates never installed. I indicates installed but never used. NP indicates no prosecutor's report.

<sup>5</sup> NR indicates not reported or could not be determined.

<sup>6</sup> Motions: G = Granted, D = Denied, P = Pending.

\*This wiretap was terminated during 2001, but was not reported at that time because it was part of an ongoing investigation.

\*\* This wiretap was terminated during 2000 or earlier, but was not reported at that time because it was part of an ongoing investigation.

**TABLE B-1**  
**STATE NEW JERSEY**

**CALENDAR YEAR 2002**

**REPORT BY JUDGES OF COURT-AUTHORIZED INTERCEPTS OF WIRE, ORAL, OR ELECTRONIC COMMUNICATIONS  
PURSUANT TO 18 U.S.C. 2519**

A.O. Number	Authorizing Official		Offense Specified	Intercept		Date of Application	Authorized Length		
	Judge	Prosecutor <sup>1</sup>		Type <sup>2</sup>	Location <sup>3</sup>		Original Order (Days)	Number of Extensions	Total Length (Days)
MORRIS (CONTINUED)									
4*	FALCONE	DANGLER	MURDER	WC	D	07/03/2001	20	0	20
5*	FALCONE	DANGLER	MURDER	WC	D	07/03/2001	20	2	40
6*	FALCONE	DANGLER	MURDER	OM	H	07/27/2001	20	2	40
PASSAIC									
1	CLARK	BELLOMO	NARCOTICS	WS	O	03/22/2002	30	0	30
2	CLARK	AVIGLIANO	NARCOTICS	WC	D	03/22/2002	30	0	30
3	CLARK	BRODY	NARCOTICS	WC	D	10/10/2002	30	0	30
4	CLARK	BRODY	NARCOTICS	WC	D	11/04/2002	30	0	30
5	CLARK	BRODY	NARCOTICS	WC	R	12/09/2002	30	0	30
SALEM									
2**	GARAFOLO	BERGH	NARCOTICS	WC	D	11/09/2000	20	1	30
SOMERSET									
1	LONGHI	FORREST	MURDER	WS	H	12/17/2001	20	0	20
2	LONGHI	FORREST	MURDER	WC	D	12/28/2001	20	0	20
3	LONGHI	FORREST	MURDER	WS	H	01/11/2002	20	0	20
4	LONGHI	FORREST	MURDER	WS	H	01/11/2002	20	0	20
5	FEINBERG	FORREST	NARCOTICS	WC	D	09/05/2002	20	0	20
6	FEINBERG	FORREST	NARCOTICS	ED	D	09/05/2002	20	0	20
STATE ATTORNEY GENERAL									
1	CALLAHAN	FARMER	RACKETEERING	OM,OO	B	10/26/2001	30	2	90
2	CALLAHAN	FARMER	RACKETEERING	OM,OO	B	10/26/2001	30	2	90
3	D'ITALIA	FARMER	RACKETEERING	WC	D	12/04/2001	30	1	60
4	LONGHI	SAMPSON	THEFT	WC	D	12/17/2001	30	1	60
5	LONGHI	FARMER	NARCOTICS	WC	D	12/17/2001	30	0	30
6	D'ITALIA	FARMER	RACKETEERING	WC	D	01/08/2002	30	0	30
7	D'ITALIA	FARMER	NARCOTICS	WC	D	01/13/2002	20	0	20
8	D'ITALIA	FARMER	RACKETEERING	WC	D	01/14/2002	30	0	30
9	D'ITALIA	SAMSON	RACKETEERING	WC	D	01/29/2002	15	0	15
10	D'ITALIA	SAMSON	NARCOTICS	WC	D	01/30/2002	16	0	16
11	D'ITALIA	SAMSON	NARCOTICS	WC	D	01/30/2002	16	0	16
12	LONGHI	SAMSON	THEFT	WC	D	02/01/2002	30	0	30
13	CALLAHAN	SAMSON	NARCOTICS	WC	D	05/28/2002	20	0	20

<sup>1</sup> The prosecuting official authorized the filing of the application under provisions of the state's statute. (See Table 1 for this state's statutory citation.)

<sup>2</sup> Type: WS = Standard Telephone (Wire), WC = Cellular or Mobile Telephone (Wire), WO = Other (Wire), OM = Microphone (Oral), OO = Other (Oral), ED = Digital Pager (Electronic), EE = Computer or E-Mail (Electronic), EF = Fax Machine (Electronic), EO = Other (Electronic).

<sup>3</sup> Location: H = Personal Residence, B = Business, A = Public Area, D = Portable Device, O = Other Location, R = Roving (Relaxed Specification Order), N = Not Specified.

TABLE B-1  
STATE NEW JERSEY

CALENDAR YEAR 2002

REPORT BY PROSECUTORS OF COURT-AUTHORIZED INTERCEPTS OF WIRE, ORAL, OR ELECTRONIC COMMUNICATIONS  
PURSUANT TO 18 U.S.C. 2519

A.O. Number	Number Of Days in Oper- ation <sup>4</sup>	Average Inter- cepts per Day	Number of <sup>5</sup>			Costs		Number of					
			Persons Inter- cepted	Intercepts	Incrim- inating Intercepts	Total Cost in \$	Other Than Manpower in \$	Arrests	Trials	Motions to Suppress Intercepts <sup>6</sup>			Persons Con- victed
										G	D	P	
MORRIS (CONTINUED)													
4*	18	42	12	763	24	19,040	5,000	-	-	-	-	-	-
5*	40	31	10	1,240	44	36,200	5,000	-	-	-	-	-	-
6*	40	25	7	1,008	38	67,400	5,000	-	-	-	-	-	-
PASSAIC													
1	NP	-	-	-	-	-	-	-	-	-	-	-	-
2	NP	-	-	-	-	-	-	-	-	-	-	-	-
3	NP	-	-	-	-	-	-	-	-	-	-	-	-
4	NP	-	-	-	-	-	-	-	-	-	-	-	-
5	NP	-	-	-	-	-	-	-	-	-	-	-	-
SALEM													
2**	30	39	13	1,162	22	62,000	4,000	3	-	-	-	-	1
SOMERSET													
1	NP	-	-	-	-	-	-	-	-	-	-	-	-
2	NP	-	-	-	-	-	-	-	-	-	-	-	-
3	5	63	18	314	-	51,875	1,375	-	-	-	-	-	-
4	5	20	6	101	-	RELATED TO NO. 3		-	-	-	-	-	-
5	10	74	48	743	231	77,350	2,350	23	-	-	-	-	-
6	NI	-	-	-	-	-	-	-	-	-	-	-	-
STATE ATTORNEY GENERAL													
1	65	2	211	143	46	333,081	32,937	7	-	-	-	-	-
2	65	2	185	102	29	RELATED TO NO. 1		RELATED TO NO. 1					
3	NP	-	-	-	-	-	-	-	-	-	-	-	-
4	NP	-	-	-	-	-	-	-	-	-	-	-	-
5	NP	-	-	-	-	-	-	-	-	-	-	-	-
6	24	-	3	10	-	-	-	-	-	-	-	-	-
7	20	24	NR	480	-	-	-	-	-	-	-	-	-
8	NP	-	-	-	-	-	-	-	-	-	-	-	-
9	15	92	40	1,387	50	-	-	3	-	-	-	-	-
10	NP	-	-	-	-	-	-	-	-	-	-	-	-
11	NP	-	-	-	-	-	-	-	-	-	-	-	-
12	NP	-	-	-	-	-	-	-	-	-	-	-	-
13	NP	-	-	-	-	-	-	-	-	-	-	-	-

<sup>4</sup> NI indicates never installed. I indicates installed but never used. NP indicates no prosecutor's report.

<sup>5</sup> NR indicates not reported or could not be determined.

<sup>6</sup> Motions: G = Granted, D = Denied, P = Pending.

\*This wiretap was terminated during 2001, but was not reported at that time because it was part of an ongoing investigation.

\*\* This wiretap was terminated during 2000 or earlier, but was not reported at that time because it was part of an ongoing investigation.

TABLE B-1  
STATE NEW JERSEY

CALENDAR YEAR 2002

REPORT BY JUDGES OF COURT-AUTHORIZED INTERCEPTS OF WIRE, ORAL, OR ELECTRONIC COMMUNICATIONS  
PURSUANT TO 18 U.S.C. 2519

A.O. Number	Authorizing Official		Offense Specified	Intercept		Date of Application	Authorized Length		
	Judge	Prosecutor <sup>1</sup>		Type <sup>2</sup>	Location <sup>3</sup>		Original Order (Days)	Number of Extensions	Total Length (Days)
STATE ATTORNEY GENERAL (CONTINUED)									
14	CALLAHAN	SAMSON	NARCOTICS	WC	D	05/30/2002	20	0	20
15	LONGHI	SAMSON	CONSPIRACY	WC	D	06/12/2002	30	0	30
16	LONGHI	SAMSON	CONSPIRACY	WC	D	06/14/2002	30	0	30
17	LONGHI	SAMSON	CONSPIRACY	WC	D	07/12/2002	30	0	30
27*	D'ITALIA	FARMER	RACKETEERING	WC	D	08/16/2001	30	2	90
UNION									
1	FALCONE	ROMANKOW	NARCOTICS	WC	D	10/03/2002	20	2	40
2	FALCONE	ROMANKOW	NARCOTICS	WC	D	10/23/2002	20	0	20
3	FALCONE	ROMANKOW	NARCOTICS	WC	D	11/04/2002	20	0	20
4	FALCONE	ROMANKOW	NARCOTICS	WC	D	11/18/2002	30	0	30
5	FALCONE	ROMANKOW	NARCOTICS	WC	D	11/22/2002	30	0	30
6	FALCONE	ROMANKOW	NARCOTICS	WC	D	11/22/2002	30	0	30
7	FALCONE	ROMANKOW	NARCOTICS	WC	D	11/24/2002	30	0	30

<sup>1</sup> The prosecuting official authorized the filing of the application under provisions of the state's statute. (See Table 1 for this state's statutory citation.)

<sup>2</sup> Type: WS = Standard Telephone (Wire), WC = Cellular or Mobile Telephone (Wire), WO = Other (Wire), OM = Microphone (Oral), OO = Other (Oral), ED = Digital Pager (Electronic), EE = Computer or E-Mail (Electronic), EF = Fax Machine (Electronic), EO = Other (Electronic).

<sup>3</sup> Location: H = Personal Residence, B = Business, A = Public Area, D = Portable Device, O = Other Location, R = Roving (Relaxed Specification Order), N = Not Specified.

TABLE B-1  
STATE NEW JERSEY

CALENDAR YEAR 2002

REPORT BY PROSECUTORS OF COURT-AUTHORIZED INTERCEPTS OF WIRE, ORAL, OR ELECTRONIC COMMUNICATIONS  
PURSUANT TO 18 U.S.C. 2519

A.O. Number	Number Of Days in Oper- ation <sup>4</sup>	Average Inter- cepts per Day	Number of <sup>5</sup>			Costs		Number of					
			Persons Inter- cepted	Intercepts	Incrim- inating Intercepts	Total Cost in \$	Other Than Manpower in \$	Arrests	Trials	Motions to Suppress Intercepts <sup>6</sup>			Persons Con- victed
										G	D	P	
STATE ATTORNEY GENERAL (CONTINUED)													
14	NP	-	-	-	-	-	-	-	-	-	-	-	-
15	NP	-	-	-	-	-	-	-	-	-	-	-	-
16	NP	-	-	-	-	-	-	-	-	-	-	-	-
17	NP	-	-	-	-	-	-	-	-	-	-	-	-
27*	NP	-	-	-	-	-	-	-	-	-	-	-	-
UNION													
1	NP	-	-	-	-	-	-	-	-	-	-	-	-
2	NP	-	-	-	-	-	-	-	-	-	-	-	-
3	NP	-	-	-	-	-	-	-	-	-	-	-	-
4	28	203	12	5,692	2,846	420,000	15,000	15	-	-	-	-	-
5	22	89	12	1,955	1,564	RELATED TO NO. 4		RELATED TO NO. 4					
6	I	-	-	-	-	RELATED TO NO. 4		-	-	-	-	-	-
7	22	96	12	2,119	1,695	RELATED TO NO. 4		RELATED TO NO. 4					

<sup>4</sup> NI indicates never installed. I indicates installed but never used. NP indicates no prosecutor's report.

<sup>5</sup> NR indicates not reported or could not be determined.

<sup>6</sup> Motions: G = Granted, D = Denied, P = Pending.

\*This wiretap was terminated during 2001, but was not reported at that time because it was part of an ongoing investigation.

\*\* This wiretap was terminated during 2000 or earlier, but was not reported at that time because it was part of an ongoing investigation.

TABLE B-1  
STATE NEW MEXICO

CALENDAR YEAR 2002

REPORT BY JUDGES OF COURT-AUTHORIZED INTERCEPTS OF WIRE, ORAL, OR ELECTRONIC COMMUNICATIONS  
PURSUANT TO 18 U.S.C. 2519

A.O. Number	Authorizing Official		Offense Specified	Intercept		Date of Application	Authorized Length		
	Judge	Prosecutor <sup>1</sup>		Type <sup>2</sup>	Location <sup>3</sup>		Original Order (Days)	Number of Extensions	Total Length (Days)
BERNALILLO									
1	MURDOCH	BRANDENBURG	OTHER	WC	D	01/11/2002	30	0	30
2	MURDOCH	BRANDENBURG	NARCOTICS	WC	D	08/27/2002	30	0	30
3	MURDOCH	BRANDENBURG	OTHER	WS	B	12/10/2002	30	0	30

<sup>1</sup> The prosecuting official authorized the filing of the application under provisions of the state's statute. (See Table 1 for this state's statutory citation.)

<sup>2</sup> Type: WS = Standard Telephone (Wire), WC = Cellular or Mobile Telephone (Wire), WO = Other (Wire), OM = Microphone (Oral), OO = Other (Oral), ED = Digital Pager (Electronic), EE = Computer or E-Mail (Electronic), EF = Fax Machine (Electronic), EO = Other (Electronic).

<sup>3</sup> Location: H = Personal Residence, B = Business, A = Public Area, D = Portable Device, O = Other Location, R = Roving (Relaxed Specification Order), N = Not Specified.

TABLE B-1  
STATE NEW MEXICO

CALENDAR YEAR 2002

REPORT BY PROSECUTORS OF COURT-AUTHORIZED INTERCEPTS OF WIRE, ORAL, OR ELECTRONIC COMMUNICATIONS  
PURSUANT TO 18 U.S.C. 2519

A.O. Number	Number Of Days in Oper- ation <sup>4</sup>	Average Inter- cepts per Day	Number of <sup>5</sup>			Costs		Number of					
			Persons Inter- cepted	Intercepts	Incrim- inating Intercepts	Total Cost in \$	Other Than Manpower in \$	Arrests	Trials	Motions to Suppress Intercepts <sup>6</sup>			Persons Con- victed
										G	D	P	
BERNALILLO													
1	22	59	45	1,300	100	13,000	500	-	-	-	-	-	-
2	NI	-	-	-	-	-	-	-	-	-	-	-	-
3	I	-	-	-	-	750	480	-	-	-	-	-	-

<sup>4</sup> NI indicates never installed. I indicates installed but never used. NP indicates no prosecutor's report.

<sup>5</sup> NR indicates not reported or could not be determined.

<sup>6</sup> Motions: G = Granted, D = Denied, P = Pending.

\*This wiretap was terminated during 2001, but was not reported at that time because it was part of an ongoing investigation.

\*\* This wiretap was terminated during 2000 or earlier, but was not reported at that time because it was part of an ongoing investigation.



**TABLE B-1**  
**STATE NEW YORK**

**CALENDAR YEAR 2002**

**REPORT BY JUDGES OF COURT-AUTHORIZED INTERCEPTS OF WIRE, ORAL, OR ELECTRONIC COMMUNICATIONS  
PURSUANT TO 18 U.S.C. 2519**

A.O. Number	Authorizing Official		Offense Specified	Intercept		Date of Application	Authorized Length		
	Judge	Prosecutor <sup>1</sup>		Type <sup>2</sup>	Location <sup>3</sup>		Original Order (Days)	Number of Extensions	Total Length (Days)
ALBANY									
1	TERESI	CLYNE	NARCOTICS	WS	H	09/04/2002	30	0	30
BRONX									
1*	ALVARADO	JOHNSON	NARCOTICS	WS	B	10/17/2000	30	4	146
2*	FRIEDMANN	JOHNSON	LARCENY	WS	B	12/12/2000	30	4	150
3*	FRIEDMANN	JOHNSON	LARCENY	WC	D	12/12/2000	30	2	90
4*	ALVARADO	JOHNSON	NARCOTICS	WC	D	12/13/2000	30	1	60
5*	ALVARADO	JOHNSON	NARCOTICS	ED	D	12/13/2000	30	1	60
6*	ALVARADO	JOHNSON	NARCOTICS	WC	H	01/23/2001	30	0	30
7*	ALVARADO	JOHNSON	NARCOTICS	WC	D	02/07/2001	30	1	60
8*	ALVARADO	JOHNSON	NARCOTICS	WC	D	02/07/2001	30	1	60
9*	ALVARADO	JOHNSON	NARCOTICS	WC	D	02/07/2001	30	1	60
10*	MILLER	JOHNSON	LARCENY	WC	D	02/15/2001	30	8	270
11*	FRIEDMANN	JOHNSON	LARCENY	WC	D	02/27/2001	30	10	330
12*	MOORE	JOHNSON	RACKETEERING	WC	D	07/19/2001	30	3	120
13*	FRIEDMANN	JOHNSON	LARCENY	WC	D	10/12/2001	30	0	30
25**	ALVARADO	JOHNSON	NARCOTICS	WC	D	12/05/2000	30	0	30
DUTCHESS									
1	HAYES	GRADY	NARCOTICS	WC	D	04/08/2002	30	1	60
2	HAYES	GRADY	MURDER	WS	H	07/23/2002	30	0	30
3	HAYES	GRADY	MURDER	WS	H	07/23/2002	30	0	30
4	HAYES	GRADY	MURDER	WS	H	07/23/2002	30	1	60
KINGS									
1	FIRETOG	HYNES	USURY	WS	H	11/19/2001	30	3	120
2	FIRETOG	HYNES	USURY	WS	H	11/19/2001	30	3	120
3	FIRETOG	HYNES	GAMBLING	WS,OM	H	12/07/2001	30	1	60
4	FIRETOG	HYNES	GAMBLING	WS,OM	H	12/07/2001	30	1	60
5	FIRETOG	HYNES	GAMBLING	WC,OM	D	12/07/2001	30	1	60
6	FIRETOG	HYNES	GAMBLING	WS,OM	H	12/07/2001	30	0	30
7	FIRETOG	HYNES	GAMBLING	WS,OM	H	12/07/2001	30	1	60
8	FIRETOG	HYNES	GAMBLING	WC,OM	D	12/07/2001	30	1	60
9	FIRETOG	HYNES	USURY	WC	D	12/20/2001	30	2	90
10	FIRETOG	HYNES	USURY	WC	D	12/20/2001	30	2	90

<sup>1</sup> The prosecuting official authorized the filing of the application under provisions of the state's statute. (See Table 1 for this state's statutory citation.)

<sup>2</sup> Type: WS = Standard Telephone (Wire), WC = Cellular or Mobile Telephone (Wire), WO = Other (Wire), OM = Microphone (Oral), OO = Other (Oral), ED = Digital Pager (Electronic), EE = Computer or E-Mail (Electronic), EF = Fax Machine (Electronic), EO = Other (Electronic).

<sup>3</sup> Location: H = Personal Residence, B = Business, A = Public Area, D = Portable Device, O = Other Location, R = Roving (Relaxed Specification Order), N = Not Specified.

TABLE B-1  
STATE NEW YORK

CALENDAR YEAR 2002

REPORT BY PROSECUTORS OF COURT-AUTHORIZED INTERCEPTS OF WIRE, ORAL, OR ELECTRONIC COMMUNICATIONS  
PURSUANT TO 18 U.S.C. 2519

A.O. Number	Number Of Days in Oper- ation <sup>4</sup>	Average Inter- cepts per Day	Number of <sup>5</sup>			Costs		Number of					
			Persons Inter- cepted	Intercepts	Incrim- inating Intercepts	Total Cost in \$	Other Than Manpower in \$	Arrests	Trials	Motions to Suppress Intercepts <sup>6</sup>			Persons Con- victed
										G	D	P	
ALBANY													
1	30	71	65	2,141	928	60,000	26,000	11	-	-	-	-	11
BRONX													
1*	145	2	20	230	100	159,945	445	-	-	-	-	-	-
2*	10	1	8	10	-	8,148	500	-	-	-	-	-	-
3*	68	15	20	991	25	19,599	6,600	-	-	-	-	-	-
4*	56	2	15	106	12	61,778	178	-	-	-	-	-	-
5*	56	-	NR	4	1	1,403	3	-	-	-	-	-	-
6*	NI	-	-	-	-	-	-	-	-	-	-	-	-
7*	42	-	3	7	2	46,336	136	-	-	-	-	-	-
8*	34	3	12	96	22	37,518	118	7	-	-	-	-	7
9*	38	3	15	112	25	41,924	124	-	-	-	-	-	-
10*	168	10	40	1,675	240	73,778	4,450	-	-	-	-	-	-
11*	243	19	50	4,571	215	102,940	16,280	-	-	-	-	-	-
12*	120	20	175	2,383	700	585,548	5,000	-	-	-	-	-	-
13*	26	1	5	33	-	10,471	1,805	-	-	-	-	-	-
25**	1	-	-	-	-	53	3	-	-	-	-	-	-
DUTCHESS													
1	NP	-	-	-	-	-	-	-	-	-	-	-	-
2	26	26	14	666	6	RELATED TO NO. 4		RELATED TO NO. 4					
3	NI	-	-	-	-	-	-	-	-	-	-	-	-
4	46	69	40	3,179	50	56,990	10,000	10	-	-	-	2	5
KINGS													
1	112	48	396	5,322	800	97,200	15,000	5	-	-	-	-	-
2	112	15	133	1,650	150	RELATED TO NO. 1		RELATED TO NO. 1					
3	58	95	400	5,490	827	130,500	-	15	-	-	-	1	14
4	58	1	45	70	10	RELATED TO NO. 3		RELATED TO NO. 3					
5	58	5	84	268	108	RELATED TO NO. 3		RELATED TO NO. 3					
6	21	48	120	1,009	1	RELATED TO NO. 3		RELATED TO NO. 3					
7	58	121	228	6,994	1,047	RELATED TO NO. 3		RELATED TO NO. 3					
8	58	43	210	2,505	224	RELATED TO NO. 3		RELATED TO NO. 3					
9	87	63	285	5,486	1,575	62,200	10,000	5	-	-	-	-	-
10	87	38	238	3,310	675	RELATED TO NO. 9		RELATED TO NO. 9					

<sup>4</sup> NI indicates never installed. I indicates installed but never used. NP indicates no prosecutor's report.

<sup>5</sup> NR indicates not reported or could not be determined.

<sup>6</sup> Motions: G = Granted, D = Denied, P = Pending.

\*This wiretap was terminated during 2001, but was not reported at that time because it was part of an ongoing investigation.

\*\* This wiretap was terminated during 2000 or earlier, but was not reported at that time because it was part of an ongoing investigation.

**TABLE B-1**  
**STATE NEW YORK**

**CALENDAR YEAR 2002**

**REPORT BY JUDGES OF COURT-AUTHORIZED INTERCEPTS OF WIRE, ORAL, OR ELECTRONIC COMMUNICATIONS  
PURSUANT TO 18 U.S.C. 2519**

A.O. Number	Authorizing Official		Offense Specified	Intercept		Date of Application	Authorized Length		
	Judge	Prosecutor <sup>1</sup>		Type <sup>2</sup>	Location <sup>3</sup>		Original Order (Days)	Number of Extensions	Total Length (Days)
KINGS (CONTINUED)									
11	FIRETOG	HYNES	GAMBLING	WC,OM	D	01/28/2002	30	0	30
12	RIVERA	HYNES	GAMBLING	WS	H	10/01/2002	30	1	60
13	RIVERA	HYNES	GAMBLING	WS	H	10/01/2002	30	2	90
14	RIVERA	HYNES	GAMBLING	EF	H	10/01/2002	30	2	90
15	RIVERA	HYNES	GAMBLING	WC	D	10/01/2002	30	2	90
16	FIRETOG	HYNES	LARCENY	WS	B	11/07/2002	30	0	30
MONROE									
1	MALOY	RELIN	NARCOTICS	ED	D	07/01/2002	30	2	90
2	MALOY	RELIN	NARCOTICS	WC	D	08/29/2002	30	0	30
3	MALOY	RELIN	NARCOTICS	WC	D	08/29/2002	30	0	30
4	MALOY	RELIN	NARCOTICS	WS	H	08/30/2002	30	0	30
5	MALOY	RELIN	NARCOTICS	WC	D	09/06/2002	30	0	30
6	MALOY	RELIN	NARCOTICS	WC	D	09/11/2002	30	0	30
7	MALOY	RELIN	NARCOTICS	WC	D	09/13/2002	30	0	30
8	MALOY	RELIN	NARCOTICS	WC	D	09/13/2002	30	0	30
9	MALOY	RELIN	NARCOTICS	WC	D	09/26/2002	30	0	30
10	MALOY	RELIN	NARCOTICS	WC	D	10/02/2002	30	0	30
11	MARKS	RELIN	NARCOTICS	WC	D	10/04/2002	30	0	30
12	MARKS	RELIN	NARCOTICS	WS	H	10/17/2002	30	0	30
13	MARKS	RELIN	NARCOTICS	WC	D	10/17/2002	30	0	30
14	MARKS	RELIN	NARCOTICS	WC	D	10/17/2002	30	0	30
15	MARKS	RELIN	NARCOTICS	WC	D	10/17/2002	30	0	30
16	GERACI	RELIN	NARCOTICS	WC	D	10/25/2002	30	0	30
NASSAU									
1	COZIER	DILLON	GAMBLING	WS,WC	H,D	10/25/2001	30	3	120
2	MCGINITY	DILLON	NARCOTICS	WC	D	01/08/2002	30	0	30
3	MCGINITY	DILLON	NARCOTICS	WS,WC	H,D	05/14/2002	30	1	59
NEWYORK									
1	NARDELLI	MORGENTHAU	USURY	WS,WC,OM,ED	H,B,D	11/07/2001	30	17	540
2	ALTMAN	MORGENTHAU	BRIBERY	WC,OM,EO	D,O	07/09/2002	30	0	30
3	SMITH	MORGENTHAU	BRIBERY	WC,OM,EO	D,O	07/19/2002	30	0	30

<sup>1</sup> The prosecuting official authorized the filing of the application under provisions of the state's statute. (See Table 1 for this state's statutory citation.)

<sup>2</sup> Type: WS = Standard Telephone (Wire), WC = Cellular or Mobile Telephone (Wire), WO = Other (Wire), OM = Microphone (Oral), OO = Other (Oral), ED = Digital Pager (Electronic), EE = Computer or E-Mail (Electronic), EF = Fax Machine (Electronic), EO = Other (Electronic).

<sup>3</sup> Location: H = Personal Residence, B = Business, A = Public Area, D = Portable Device, O = Other Location, R = Roving (Relaxed Specification Order), N = Not Specified.

TABLE B-1  
STATE NEW YORK

CALENDAR YEAR 2002

REPORT BY PROSECUTORS OF COURT-AUTHORIZED INTERCEPTS OF WIRE, ORAL, OR ELECTRONIC COMMUNICATIONS  
PURSUANT TO 18 U.S.C. 2519

A.O. Number	Number Of Days in Oper- ation <sup>4</sup>	Average Inter- cepts per Day	Number of <sup>5</sup>			Costs		Number of					
			Persons Inter- cepted	Intercepts	Incrim- inating Intercepts	Total Cost in \$	Other Than Manpower in \$	Arrests	Trials	Motions to Suppress Intercepts <sup>6</sup>			Persons Con- victed
										G	D	P	
KINGS (CONTINUED)													
11	9	1	9	11	5	10,125	-	RELATED TO NO. 3					
12	NP	-	-	-	-	-	-	-	-	-	-	-	-
13	NP	-	-	-	-	-	-	-	-	-	-	-	-
14	NP	-	-	-	-	-	-	-	-	-	-	-	-
15	NP	-	-	-	-	-	-	-	-	-	-	-	-
16	17	6	15	96	40	14,025	-	-	-	-	-	-	-
MONROE													
1	90	NR	NR	NR	NR	-	-	-	-	-	-	-	-
2	8	80	8	637	60	-	-	-	-	-	-	-	-
3	8	61	8	490	52	-	-	-	-	-	-	-	-
4	15	116	64	1,747	77	-	-	-	-	-	-	-	-
5	27	18	16	486	75	-	-	-	-	-	-	-	-
6	26	7	6	183	46	-	-	-	-	-	-	-	-
7	29	66	68	1,928	429	-	-	-	-	-	-	-	-
8	25	23	11	572	306	-	-	-	-	-	-	-	-
9	21	1	2	23	-	-	-	-	-	-	-	-	-
10	15	15	19	220	50	-	-	-	-	-	-	-	-
11	22	5	7	113	6	-	-	-	-	-	-	-	-
12	8	107	34	859	17	-	-	-	-	-	-	-	-
13	19	9	4	169	47	-	-	-	-	-	-	-	-
14	18	15	19	268	59	-	-	-	-	-	-	-	-
15	18	8	10	144	15	-	-	-	-	-	-	-	-
16	12	8	6	91	30	-	-	-	-	-	-	-	-
NASSAU													
1	108	121	35	13,064	11,689	357,980	8,060	10	-	-	-	-	10
2	25	132	61	3,301	691	177,006	5,500	6	-	-	-	-	1
3	59	20	102	1,195	505	10,000	2,000	2	-	-	-	-	-
NEW YORK													
1	376	22	120	8,300	2,900	987,000	63,000	20	-	-	-	-	3
2	9	36	73	325	18	RELATED TO NO. 3		-	-	-	-	-	-
3	4	20	28	79	10	7,870	1,500	-	-	-	-	-	-

<sup>4</sup> NI indicates never installed. I indicates installed but never used. NP indicates no prosecutor's report.

<sup>5</sup> NR indicates not reported or could not be determined.

<sup>6</sup> Motions: G = Granted, D = Denied, P = Pending.

\*This wiretap was terminated during 2001, but was not reported at that time because it was part of an ongoing investigation.

\*\* This wiretap was terminated during 2000 or earlier, but was not reported at that time because it was part of an ongoing investigation.

**TABLE B-1**  
**STATE NEW YORK**

**CALENDAR YEAR 2002**

**REPORT BY JUDGES OF COURT-AUTHORIZED INTERCEPTS OF WIRE, ORAL, OR ELECTRONIC COMMUNICATIONS  
PURSUANT TO 18 U.S.C. 2519**

A.O. Number	Authorizing Official		Offense Specified	Intercept		Date of Application	Authorized Length		
	Judge	Prosecutor <sup>1</sup>		Type <sup>2</sup>	Location <sup>3</sup>		Original Order (Days)	Number of Extensions	Total Length (Days)
NY ORGANIZED CRIME TASK FORCE									
1	SMITH	PRATHER	NARCOTICS	WS,WC,ED	B,A,D	04/05/2000	30	28	870
2	LUCIANO	PRATHER	GAMBLING	WS,WC,ED	H,D	08/09/2000	30	14	450
3	FRIEDMAN	PRATHER	GAMBLING	WS,WC	H,D	08/09/2000	30	19	600
4	COZIER	PRATHER	LOANSHARKING	WC	D	06/13/2002	30	0	30
5	GORSKI	PRATHER	NARCOTICS	WS,WC,ED	B,D	08/30/2002	30	2	90
6	ALTMAN	PRATHER	GAMBLING	WS,WC	H,B,D	10/04/2002	30	2	90
7	RELIHAN	PRATHER	NARCOTICS	WC	D	10/21/2002	30	1	60
NYC SPECIAL NARCOTICS BUREAU									
1	WETZEL	MORGENTHAU	NARCOTICS	WC	D	11/30/2001	30	1	60
2	SNYDER	MORGENTHAU	NARCOTICS	ED	D	12/13/2001	30	1	60
3	SNYDER	MORGENTHAU	NARCOTICS	WC	D	12/14/2001	30	0	30
4	WETZEL	MORGENTHAU	NARCOTICS	WC	D	12/21/2001	30	1	60
5	WETZEL	CASTLEMAN	NARCOTICS	WC	D	12/28/2001	30	0	30
6	WETZEL	CASTLEMAN	NARCOTICS	ED	D	12/28/2001	30	3	120
7	WETZEL	CASTLEMAN	NARCOTICS	ED	D	12/28/2001	30	1	60
8	SNYDER	MORGENTHAU	NARCOTICS	WC	D	01/08/2002	30	0	30
9	SNYDER	MORGENTHAU	NARCOTICS	WC	D	01/08/2002	30	0	30
10	SNYDER	MORGENTHAU	NARCOTICS	WC	D	01/14/2002	30	1	60
11	WETZEL	MORGENTHAU	NARCOTICS	WC	D	01/16/2002	30	0	30
12	MCLAUGHLIN	MORGENTHAU	NARCOTICS	WC	D	01/18/2002	30	0	30
13	ALLEN	MORGENTHAU	NARCOTICS	WC	D	01/18/2002	30	0	30
14	MCLAUGHLIN	MORGENTHAU	NARCOTICS	WC	D	01/18/2002	30	1	60
15	SNYDER	MORGENTHAU	NARCOTICS	WC	D	01/25/2002	30	0	30
16	SNYDER	MORGENTHAU	NARCOTICS	ED	D	01/25/2002	30	0	30
17	SNYDER	MORGENTHAU	NARCOTICS	ED	D	01/25/2002	30	2	90
18	SNYDER	MORGENTHAU	NARCOTICS	WC	D	02/01/2002	30	0	30
19	SNYDER	MORGENTHAU	NARCOTICS	WC	D	02/01/2002	30	0	30
20	MCLAUGHLIN	MORGENTHAU	NARCOTICS	ED	D	02/06/2002	30	0	30
21	MCLAUGHLIN	MORGENTHAU	NARCOTICS	WC	D	02/06/2002	30	0	30
22	SNYDER	MORGENTHAU	NARCOTICS	WC	D	02/06/2002	30	1	60
23	SNYDER	MORGENTHAU	NARCOTICS	WC	D	02/06/2002	30	0	30
24	SNYDER	MORGENTHAU	NARCOTICS	WC	D	02/07/2002	30	0	30

<sup>1</sup> The prosecuting official authorized the filing of the application under provisions of the state's statute. (See Table 1 for this state's statutory citation.)

<sup>2</sup> Type: WS = Standard Telephone (Wire), WC = Cellular or Mobile Telephone (Wire), WO = Other (Wire), OM = Microphone (Oral), OO = Other (Oral), ED = Digital Pager (Electronic), EE = Computer or E-Mail (Electronic), EF = Fax Machine (Electronic), EO = Other (Electronic).

<sup>3</sup> Location: H = Personal Residence, B = Business, A = Public Area, D = Portable Device, O = Other Location, R = Roving (Relaxed Specification Order), N = Not Specified.

TABLE B-1  
STATE NEW YORK

CALENDAR YEAR 2002

REPORT BY PROSECUTORS OF COURT-AUTHORIZED INTERCEPTS OF WIRE, ORAL, OR ELECTRONIC COMMUNICATIONS  
PURSUANT TO 18 U.S.C. 2519

A.O. Number	Number Of Days in Oper- ation <sup>4</sup>	Average Inter- cepts per Day	Number of <sup>5</sup>			Costs		Number of					
			Persons Inter- cepted	Intercepts	Incrim- inating Intercepts	Total Cost in \$	Other Than Manpower in \$	Arrests	Trials	Motions to Suppress Intercepts <sup>6</sup>			Persons Con- victed
										G	D	P	
NY ORGANIZED CRIME TASK FORCE													
1	830	32	234	26,673	5,204	4,006,494	2,153,794	-	-	-	-	-	-
2	435	67	313	29,124	26,212	1,664,921	337,721	-	-	-	-	-	-
3	590	37	313	21,841	19,655	RELATED TO NO. 2		-	-	-	-	-	-
4	20	5	17	104	16	33,036	5,636	-	-	-	-	-	-
5	61	50	83	3,063	492	60,238	11,438	-	-	-	-	-	-
6	77	196	45	15,087	3,777	324,221	77,821	-	-	-	-	-	-
7	47	57	80	2,663	300	120,085	26,085	-	-	-	-	-	-
NYC SPECIAL NARCOTICS BUREAU													
1	49	18	38	903	233	28,532	-	-	-	-	-	-	-
2	46	3	NR	140	140	RELATED TO NO. 72		RELATED TO NO. 72					
3	22	27	12	599	44	-	-	-	-	-	-	-	-
4	57	13	55	736	192	RELATED TO NO. 39		RELATED TO NO. 39					
5	28	19	11	535	180	RELATED TO NO. 72		RELATED TO NO. 72					
6	113	2	NR	261	261	RELATED TO NO. 72		RELATED TO NO. 72					
7	42	6	NR	255	255	RELATED TO NO. 72		RELATED TO NO. 72					
8	24	6	7	140	58	RELATED TO NO. 72		RELATED TO NO. 72					
9	24	2	3	56	13	RELATED TO NO. 72		RELATED TO NO. 72					
10	51	33	33	1,678	151	RELATED TO NO. 76		RELATED TO NO. 76					
11	29	51	52	1,477	33	-	-	RELATED TO NO. 89					
12	14	-	-	-	-	-	-	-	-	-	-	-	-
13	29	14	16	393	86	RELATED TO NO. 39		RELATED TO NO. 39					
14	20	25	20	507	92	-	-	RELATED TO NO. 21					
15	21	3	3	67	13	RELATED TO NO. 72		RELATED TO NO. 72					
16	10	-	NR	1	1	RELATED TO NO. 72		RELATED TO NO. 72					
17	71	3	NR	240	240	RELATED TO NO. 72		RELATED TO NO. 72					
18	21	2	3	44	14	RELATED TO NO. 72		RELATED TO NO. 72					
19	14	17	5	242	91	RELATED TO NO. 72		RELATED TO NO. 72					
20	I	-	-	-	-	-	-	-	-	-	-	-	-
21	7	17	6	122	21	-	-	4	-	-	-	2	-
22	48	90	130	4,343	484	RELATED TO NO. 76		RELATED TO NO. 76					
23	28	5	9	145	23	RELATED TO NO. 76		RELATED TO NO. 76					
24	29	5	6	147	47	RELATED TO NO. 72		RELATED TO NO. 72					

<sup>4</sup> NI indicates never installed. I indicates installed but never used. NP indicates no prosecutor's report.

<sup>5</sup> NR indicates not reported or could not be determined.

<sup>6</sup> Motions: G = Granted, D = Denied, P = Pending.

\*This wiretap was terminated during 2001, but was not reported at that time because it was part of an ongoing investigation.

\*\* This wiretap was terminated during 2000 or earlier, but was not reported at that time because it was part of an ongoing investigation.

TABLE B-1  
STATE NEW YORK

CALENDAR YEAR 2002

REPORT BY JUDGES OF COURT-AUTHORIZED INTERCEPTS OF WIRE, ORAL, OR ELECTRONIC COMMUNICATIONS  
PURSUANT TO 18 U.S.C. 2519

A.O. Number	Authorizing Official		Offense Specified	Intercept		Date of Application	Authorized Length		
	Judge	Prosecutor <sup>1</sup>		Type <sup>2</sup>	Location <sup>3</sup>		Orig-inal Order (Days)	Num-ber of Exten-sions	Total Length (Days)
NYC SPECIAL NARCOTICS BUREAU (CONTINUED)									
25	SNYDER	MORGENTHAU	NARCOTICS	ED	D	02/07/2002	30	0	30
26	ALLEN	KINDLER	NARCOTICS	WC	D	02/11/2002	30	0	30
27	ALLEN	MORGENTHAU	NARCOTICS	WC	D	02/13/2002	30	1	60
28	SNYDER	MORGENTHAU	NARCOTICS	WC	D	02/15/2002	30	0	30
29	ALLEN	MORGENTHAU	NARCOTICS	WC	D	02/19/2002	30	2	90
30	WETZEL	MORGENTHAU	NARCOTICS	WC	D	02/19/2002	30	1	60
31	WETZEL	MORGENTHAU	NARCOTICS	WC	D	02/19/2002	30	1	60
32	WETZEL	MORGENTHAU	NARCOTICS	ED	D	02/19/2002	30	0	30
33	SNYDER	MORGENTHAU	NARCOTICS	WC	D	02/26/2002	30	0	30
34	SNYDER	MORGENTHAU	NARCOTICS	WC	D	02/26/2002	30	0	30
35	SNYDER	MORGENTHAU	NARCOTICS	WC	D	02/26/2002	30	0	30
36	FRIEDMANN	MORGENTHAU	NARCOTICS	WS	H	02/28/2002	30	0	30
37	SNYDER	MORGENTHAU	NARCOTICS	WC	D	03/01/2002	30	0	30
38	SNYDER	MORGENTHAU	NARCOTICS	WC	D	03/01/2002	30	0	30
39	WETZEL	MORGENTHAU	NARCOTICS	WC	D	03/04/2002	30	0	30
40	ALLEN	MORGENTHAU	NARCOTICS	WC	D	03/05/2002	30	0	30
41	ALLEN	MORGENTHAU	NARCOTICS	ED	D	03/05/2002	30	4	150
42	ALLEN	MORGENTHAU	NARCOTICS	WC	D	03/06/2002	30	0	30
43	ALLEN	MORGENTHAU	NARCOTICS	ED	D	03/06/2002	30	0	30
44	WETZEL	MORGENTHAU	NARCOTICS	WC	D	03/07/2002	30	1	60
45	WETZEL	MORGENTHAU	NARCOTICS	ED	D	03/07/2002	30	2	90
46	SNYDER	MORGENTHAU	NARCOTICS	WC	D	03/08/2002	30	0	30
47	SNYDER	MORGENTHAU	NARCOTICS	WC	D	03/08/2002	30	0	30
48	SNYDER	MORGENTHAU	NARCOTICS	WC	D	03/08/2002	30	0	30
49	SNYDER	MORGENTHAU	NARCOTICS	ED	D	03/08/2002	30	0	30
50	SNYDER	MORGENTHAU	NARCOTICS	ED	D	03/08/2002	30	0	30
51	ALLEN	MORGENTHAU	NARCOTICS	WC	D	03/18/2002	30	0	30
52	ALLEN	MORGENTHAU	NARCOTICS	WC	D	03/20/2002	30	0	30
53	ALLEN	MORGENTHAU	NARCOTICS	WC	D	03/21/2002	30	0	30
54	ALLEN	MORGENTHAU	NARCOTICS	WC	D	03/22/2002	30	0	30
55	SNYDER	KINDLER	NARCOTICS	WC	D	03/27/2002	30	0	30
56	SNYDER	KINDLER	NARCOTICS	ED	D	03/27/2002	30	0	30

<sup>1</sup> The prosecuting official authorized the filing of the application under provisions of the state's statute. (See Table 1 for this state's statutory citation.)

<sup>2</sup> Type: WS = Standard Telephone (Wire), WC = Cellular or Mobile Telephone (Wire), WO = Other (Wire), OM = Microphone (Oral), OO = Other (Oral), ED = Digital Pager (Electronic), EE = Computer or E-Mail (Electronic), EF = Fax Machine (Electronic), EO = Other (Electronic).

<sup>3</sup> Location: H = Personal Residence, B = Business, A = Public Area, D = Portable Device, O = Other Location, R = Roving (Relaxed Specification Order), N = Not Specified.

TABLE B-1  
STATE NEW YORK

CALENDAR YEAR 2002

REPORT BY PROSECUTORS OF COURT-AUTHORIZED INTERCEPTS OF WIRE, ORAL, OR ELECTRONIC COMMUNICATIONS  
PURSUANT TO 18 U.S.C. 2519

A.O. Number	Number Of Days in Oper- ation <sup>4</sup>	Average Inter- cepts per Day	Number of <sup>5</sup>			Costs		Number of					
			Persons Inter- cepted	Intercepts	Incrim- inating Intercepts	Total Cost in \$	Other Than Manpower in \$	Arrests	Trials	Motions to Suppress Intercepts <sup>6</sup>			Persons Con- victed
										G	D	P	
NYC SPECIAL NARCOTICS BUREAU (CONTINUED)													
25	28	-	NR	8	8	RELATED TO NO. 72		RELATED TO NO. 72					
26	21	23	36	492	17	15,351	-	-	-	-	-	-	-
27	48	34	63	1,610	551	RELATED TO NO. 140		-	-	-	-	-	-
28	14	1	1	17	6	RELATED TO NO. 72		RELATED TO NO. 72					
29	48	5	10	246	131	78,726	-	2	-	-	-	-	-
30	59	65	42	3,813	55	-	-	RELATED TO NO. 89					
31	33	66	46	2,166	451	-	-	RELATED TO NO. 89					
32	29	5	NR	153	153	-	-	RELATED TO NO. 89					
33	28	55	34	1,553	98	RELATED TO NO. 76		RELATED TO NO. 76					
34	10	87	31	873	116	RELATED TO NO. 76		RELATED TO NO. 76					
35	28	9	20	239	12	RELATED TO NO. 76		RELATED TO NO. 76					
36	13	49	58	636	73	6,955	-	1	-	-	-	-	1
37	21	4	5	93	34	RELATED TO NO. 72		RELATED TO NO. 72					
38	7	23	5	159	36	RELATED TO NO. 72		RELATED TO NO. 72					
39	29	10	10	285	79	67,343	-	1	-	-	-	-	1
40	14	76	63	1,070	209	RELATED TO NO. 107		RELATED TO NO. 107					
41	83	6	NR	504	504	RELATED TO NO. 107		RELATED TO NO. 107					
42	9	26	11	238	62	-	-	-	-	-	-	-	-
43	7	NR	NR	NR	NR	-	-	-	-	-	-	-	-
44	26	35	40	917	98	-	-	RELATED TO NO. 89					
45	69	2	NR	104	104	-	-	RELATED TO NO. 89					
46	20	17	27	334	50	10,696	-	-	-	-	-	-	-
47	19	19	13	352	154	RELATED TO NO. 72		RELATED TO NO. 72					
48	19	44	53	829	97	RELATED TO NO. 72		RELATED TO NO. 72					
49	29	14	NR	415	415	RELATED TO NO. 72		RELATED TO NO. 72					
50	29	17	NR	492	429	RELATED TO NO. 72		RELATED TO NO. 72					
51	30	53	72	1,603	302	RELATED TO NO. 107		RELATED TO NO. 107					
52	5	45	16	225	83	RELATED TO NO. 29		RELATED TO NO. 29					
53	28	15	15	424	125	-	-	-	-	-	-	-	-
54	21	4	4	79	3	RELATED TO NO. 72		RELATED TO NO. 72					
55	I	-	-	-	-	RELATED TO NO. 93		-	-	-	-	-	-
56	20	-	-	-	-	RELATED TO NO. 93		-	-	-	-	-	-

<sup>4</sup> NI indicates never installed. I indicates installed but never used. NP indicates no prosecutor's report.

<sup>5</sup> NR indicates not reported or could not be determined.

<sup>6</sup> Motions: G = Granted, D = Denied, P = Pending.

\*This wiretap was terminated during 2001, but was not reported at that time because it was part of an ongoing investigation.

\*\* This wiretap was terminated during 2000 or earlier, but was not reported at that time because it was part of an ongoing investigation.



**TABLE B-1**  
**STATE NEW YORK**

**CALENDAR YEAR 2002**

**REPORT BY JUDGES OF COURT-AUTHORIZED INTERCEPTS OF WIRE, ORAL, OR ELECTRONIC COMMUNICATIONS  
PURSUANT TO 18 U.S.C. 2519**

A.O. Number	Authorizing Official		Offense Specified	Intercept		Date of Application	Authorized Length		
	Judge	Prosecutor <sup>1</sup>		Type <sup>2</sup>	Location <sup>3</sup>		Orig-inal Order (Days)	Num-ber of Exten-sions	Total Length (Days)
NYC SPECIAL NARCOTICS BUREAU (CONTINUED)									
57	ALLEN	CASTLEMAN	NARCOTICS	WC	D	03/29/2002	30	0	30
58	WETZEL	KINDLER	NARCOTICS	WC	D	03/29/2002	30	0	30
59	ALLEN	MORGENTHAU	NARCOTICS	WC	D	04/01/2002	30	0	30
60	SNYDER	MORGENTHAU	NARCOTICS	WC	D	04/03/2002	30	0	30
61	SNYDER	MORGENTHAU	NARCOTICS	WC	D	04/08/2002	30	0	30
62	ALLEN	MORGENTHAU	NARCOTICS	WC	D	04/15/2002	30	1	60
63	SNYDER	MORGENTHAU	NARCOTICS	WC	D	04/15/2002	30	0	30
64	SNYDER	MORGENTHAU	NARCOTICS	WC	D	04/15/2002	30	0	30
65	ALLEN	MORGENTHAU	NARCOTICS	WC	D	04/16/2002	30	1	60
66	WETZEL	MORGENTHAU	NARCOTICS	WC	D	04/16/2002	30	0	30
67	ALLEN	MORGENTHAU	NARCOTICS	WC	D	04/19/2002	30	0	30
68	WETZEL	MORGENTHAU	NARCOTICS	WC	D	04/24/2002	30	0	30
69	WETZEL	MORGENTHAU	NARCOTICS	WC	D	04/24/2002	30	0	30
70	SNYDER	MORGENTHAU	NARCOTICS	WC	D	04/25/2002	30	0	30
71	SNYDER	MORGENTHAU	NARCOTICS	WC	D	04/25/2002	30	0	30
72	SNYDER	MORGENTHAU	NARCOTICS	ED	D	04/25/2002	30	0	30
73	SNYDER	MORGENTHAU	NARCOTICS	WC	D	04/29/2002	30	0	30
74	ALLEN	MORGENTHAU	NARCOTICS	WC	D	05/02/2002	30	1	60
75	SNYDER	MORGENTHAU	NARCOTICS	WC	D	05/02/2002	30	0	30
76	SNYDER	MORGENTHAU	NARCOTICS	ED	D	05/02/2002	30	3	120
77	SNYDER	MORGENTHAU	NARCOTICS	WC	D	05/03/2002	30	0	30
78	ALLEN	MORGENTHAU	NARCOTICS	WC	D	05/08/2002	30	0	30
79	WETZEL	MORGENTHAU	NARCOTICS	WC	D	05/08/2002	30	2	90
80	WETZEL	MORGENTHAU	NARCOTICS	WC	D	05/08/2002	30	0	30
81	SNYDER	MORGENTHAU	NARCOTICS	OM	O	05/09/2002	30	0	30
82	WETZEL	MORGENTHAU	NARCOTICS	WC	D	05/10/2002	30	0	30
83	ALLEN	MORGENTHAU	NARCOTICS	WC	D	05/14/2002	30	0	30
84	ALLEN	MORGENTHAU	NARCOTICS	WC	D	05/14/2002	30	1	60
85	SNYDER	MORGENTHAU	NARCOTICS	WC	D	05/15/2002	30	0	30
86	WITTNER	MORGENTHAU	NARCOTICS	WC	D	05/22/2002	30	0	30
87	ALLEN	MORGENTHAU	NARCOTICS	WC	D	05/22/2002	30	0	30
88	WETZEL	MORGENTHAU	NARCOTICS	WC	D	05/28/2002	30	1	60

<sup>1</sup> The prosecuting official authorized the filing of the application under provisions of the state's statute. (See Table 1 for this state's statutory citation.)

<sup>2</sup> Type: WS = Standard Telephone (Wire), WC = Cellular or Mobile Telephone (Wire), WO = Other (Wire), OM = Microphone (Oral), OO = Other (Oral), ED = Digital Pager (Electronic), EE = Computer or E-Mail (Electronic), EF = Fax Machine (Electronic), EO = Other (Electronic).

<sup>3</sup> Location: H = Personal Residence, B = Business, A = Public Area, D = Portable Device, O = Other Location, R = Roving (Relaxed Specification Order), N = Not Specified.

TABLE B-1  
STATE NEW YORK

CALENDAR YEAR 2002

REPORT BY PROSECUTORS OF COURT-AUTHORIZED INTERCEPTS OF WIRE, ORAL, OR ELECTRONIC COMMUNICATIONS  
PURSUANT TO 18 U.S.C. 2519

A.O. Number	Number Of Days in Oper- ation <sup>4</sup>	Average Inter- cepts per Day	Number of <sup>5</sup>			Costs		Number of					
			Persons Inter- cepted	Intercepts	Incrim- inating Intercepts	Total Cost in \$	Other Than Manpower in \$	Arrests	Trials	Motions to Suppress Intercepts <sup>6</sup>			Persons Con- victed
										G	D	P	
NYC SPECIAL NARCOTICS BUREAU (CONTINUED)													
57	13	NR	NR	NR	NR	-	-	-	-	-	-	-	-
58	19	-	NR	8	-	-	-	-	-	-	-	-	-
59	I	-	-	-	-	RELATED TO NO. 29		-	-	-	-	-	-
60	13	22	18	280	52	RELATED TO NO. 93		RELATED TO NO. 93					
61	I	-	-	-	-	RELATED TO NO. 76		-	-	-	-	-	-
62	22	6	11	140	46	-	-	-	-	-	-	-	-
63	11	25	11	274	54	RELATED TO NO. 93		RELATED TO NO. 93					
64	15	36	9	541	126	RELATED TO NO. 93		RELATED TO NO. 93					
65	44	33	86	1,466	210	RELATED TO NO. 107		RELATED TO NO. 107					
66	30	19	20	584	51	-	-	RELATED TO NO. 89					
67	17	NR	NR	NR	NR	-	-	-	-	-	-	-	-
68	21	5	12	99	7	11,738	-	-	-	-	-	-	-
69	27	29	46	770	176	RELATED TO NO. 105		RELATED TO NO. 105					
70	I	-	-	-	-	RELATED TO NO. 72		-	-	-	-	-	-
71	I	-	-	-	-	RELATED TO NO. 72		-	-	-	-	-	-
72	30	-	NR	2	2	148,130	-	1	-	-	-	-	-
73	23	27	22	623	143	RELATED TO NO. 93		RELATED TO NO. 93					
74	50	27	81	1,359	107	RELATED TO NO. 107		RELATED TO NO. 107					
75	NI	-	-	-	-	-	-	-	-	-	-	-	-
76	86	3	NR	290	290	179,512	-	7	-	-	-	-	4
77	4	1	NR	3	NR	RELATED TO NO. 93		RELATED TO NO. 93					
78	21	NR	NR	NR	NR	-	-	-	-	-	-	-	-
79	71	62	26	4,424	870	RELATED TO NO. 105		RELATED TO NO. 105					
80	I	-	-	-	-	RELATED TO NO. 105		-	-	-	-	-	-
81	24	27	5	642	NR	RELATED TO NO. 72		RELATED TO NO. 72					
82	21	53	53	1,111	302	RELATED TO NO. 94		RELATED TO NO. 94					
83	14	-	2	5	NR	RELATED TO NO. 29		RELATED TO NO. 29					
84	59	7	16	410	120	RELATED TO NO. 29		RELATED TO NO. 29					
85	27	22	33	582	252	RELATED TO NO. 76		RELATED TO NO. 76					
86	22	12	18	266	52	22,009	-	2	-	-	-	1	1
87	23	20	13	453	138	RELATED TO NO. 29		RELATED TO NO. 29					
88	34	29	26	1,001	31	-	-	RELATED TO NO. 89					

<sup>4</sup> NI indicates never installed. I indicates installed but never used. NP indicates no prosecutor's report.

<sup>5</sup> NR indicates not reported or could not be determined.

<sup>6</sup> Motions: G = Granted, D = Denied, P = Pending.

\*This wiretap was terminated during 2001, but was not reported at that time because it was part of an ongoing investigation.

\*\* This wiretap was terminated during 2000 or earlier, but was not reported at that time because it was part of an ongoing investigation.

**TABLE B-1**  
**STATE NEW YORK**

**CALENDAR YEAR 2002**

**REPORT BY JUDGES OF COURT-AUTHORIZED INTERCEPTS OF WIRE, ORAL, OR ELECTRONIC COMMUNICATIONS  
PURSUANT TO 18 U.S.C. 2519**

A.O. Number	Authorizing Official		Offense Specified	Intercept		Date of Application	Authorized Length		
	Judge	Prosecutor <sup>1</sup>		Type <sup>2</sup>	Location <sup>3</sup>		Original Order (Days)	Number of Extensions	Total Length (Days)
NYC SPECIAL NARCOTICS BUREAU (CONTINUED)									
89	WETZEL	MORGENTHAU	NARCOTICS	ED	D	05/28/2002	30	0	30
90	WETZEL	JOHNSON	NARCOTICS	WS	H	05/29/2002	30	3	120
91	WETZEL	JOHNSON	NARCOTICS	WC	D	05/29/2002	30	2	90
92	WETZEL	JOHNSON	NARCOTICS	ED	D	05/29/2002	30	3	120
93	SNYDER	MORGENTHAU	NARCOTICS	OM	O	06/03/2002	30	1	60
94	WETZEL	CASTLEMAN	NARCOTICS	WC	D	06/05/2002	30	0	30
95	WETZEL	CASTLEMAN	NARCOTICS	WC	D	06/05/2002	30	1	60
96	ALLEN	MORGENTHAU	NARCOTICS	WC	D	06/13/2002	30	0	30
97	ALLEN	MORGENTHAU	NARCOTICS	WC	D	06/13/2002	30	0	30
98	ALLEN	MORGENTHAU	NARCOTICS	WC	D	06/13/2002	30	0	30
99	ALLEN	MORGENTHAU	NARCOTICS	WC	D	06/14/2002	30	0	30
100	SNYDER	MORGENTHAU	NARCOTICS	WC	D	06/17/2002	30	0	30
101	SNYDER	MORGENTHAU	NARCOTICS	WC	D	06/20/2002	30	0	30
102	SNYDER	MORGENTHAU	NARCOTICS	WC	D	06/26/2002	30	0	30
103	SNYDER	MORGENTHAU	NARCOTICS	WC	D	07/11/2002	30	0	30
104	SNYDER	MORGENTHAU	NARCOTICS	WC	D	07/11/2002	30	0	30
105	WETZEL	MORGENTHAU	NARCOTICS	WC	D	07/15/2002	30	0	30
106	ALLEN	MORGENTHAU	NARCOTICS	WC	D	07/17/2002	30	1	60
107	ALLEN	MORGENTHAU	NARCOTICS	WC	D	07/17/2002	30	1	60
108	ALLEN	MORGENTHAU	NARCOTICS	WC	D	07/19/2002	30	0	30
109	ALLEN	CASTLEMAN	NARCOTICS	WC	D	07/25/2002	30	3	120
110	ALLEN	CASTLEMAN	NARCOTICS	ED	D	07/25/2002	30	4	150
111	SNYDER	JOHNSON	NARCOTICS	WC	D	07/26/2002	30	0	30
112	ALLEN	CASTLEMAN	NARCOTICS	WC	D	07/29/2002	30	0	30
113	ALLEN	JOHNSON	NARCOTICS	WC	D	07/30/2002	30	0	30
114	SNYDER	CASTLEMAN	NARCOTICS	WC	D	08/01/2002	30	0	30
115	WITTNER	KINDLER	NARCOTICS	WC	D	08/09/2002	30	0	30
116	WITTNER	KINDLER	NARCOTICS	WC	D	08/09/2002	30	0	30
117	SNYDER	KINDLER	NARCOTICS	WC	D	08/14/2002	30	0	30
118	WETZEL	KINDLER	NARCOTICS	WC	D	08/20/2002	30	0	30
119	WETZEL	KINDLER	NARCOTICS	ED	D	08/20/2002	30	2	90
120	SNYDER	CASTLEMAN	NARCOTICS	WC	D	08/21/2002	30	0	30

<sup>1</sup> The prosecuting official authorized the filing of the application under provisions of the state's statute. (See Table 1 for this state's statutory citation.)

<sup>2</sup> Type: WS = Standard Telephone (Wire), WC = Cellular or Mobile Telephone (Wire), WO = Other (Wire), OM = Microphone (Oral), OO = Other (Oral), ED = Digital Pager (Electronic), EE = Computer or E-Mail (Electronic), EF = Fax Machine (Electronic), EO = Other (Electronic).

<sup>3</sup> Location: H = Personal Residence, B = Business, A = Public Area, D = Portable Device, O = Other Location, R = Roving (Relaxed Specification Order), N = Not Specified.

TABLE B-1  
STATE NEW YORK

CALENDAR YEAR 2002

REPORT BY PROSECUTORS OF COURT-AUTHORIZED INTERCEPTS OF WIRE, ORAL, OR ELECTRONIC COMMUNICATIONS  
PURSUANT TO 18 U.S.C. 2519

A.O. Number	Number Of Days in Oper- ation <sup>4</sup>	Average Inter- cepts per Day	Number of <sup>5</sup>			Costs		Number of					
			Persons Inter- cepted	Intercepts	Incrim- inating Intercepts	Total Cost in \$	Other Than Manpower in \$	Arrests	Trials	Motions to Suppress Intercepts <sup>6</sup>			Persons Con- victed
										G	D	P	
NYC SPECIAL NARCOTICS BUREAU (CONTINUED)													
89	29	3	NR	94	94	-	-	4	-	-	-	1	1
90	114	52	154	5,871	128	-	-	RELATED TO NO. 92					
91	86	48	119	4,102	1,095	-	-	RELATED TO NO. 92					
92	111	10	NR	1,095	1,095	-	-	5	-	-	-	3	2
93	31	45	5	1,383	10	46,865	-	4	-	-	-	-	-
94	6	1	1	6	1	17,736	-	4	-	-	-	1	-
95	44	47	59	2,085	347	RELATED TO NO. 105		RELATED TO NO. 105					
96	28	27	38	759	91	RELATED TO NO. 107		RELATED TO NO. 107					
97	28	7	17	194	24	RELATED TO NO. 107		RELATED TO NO. 107					
98	28	20	47	570	123	RELATED TO NO. 107		RELATED TO NO. 107					
99	I	-	-	-	-	RELATED TO NO. 29		-	-	-	-	-	-
100	9	3	1	27	9	RELATED TO NO. 72		RELATED TO NO. 72					
101	21	14	28	303	50	RELATED TO NO. 76		RELATED TO NO. 76					
102	21	7	39	150	93	RELATED TO NO. 76		RELATED TO NO. 76					
103	18	4	12	72	44	RELATED TO NO. 76		RELATED TO NO. 76					
104	17	-	NR	1	-	RELATED TO NO. 76		-	-	-	-	-	-
105	4	39	14	156	49	87,691	-	6	-	-	-	-	2
106	37	39	66	1,425	203	RELATED TO NO. 107		RELATED TO NO. 107					
107	37	101	169	3,732	662	104,532	-	3	-	-	-	-	1
108	28	47	34	1,325	226	RELATED TO NO. 140		-	-	-	-	-	-
109	91	81	114	7,397	1,344	RELATED TO NO. 130		RELATED TO NO. 130					
110	141	3	NR	430	430	RELATED TO NO. 130		RELATED TO NO. 130					
111	NI	-	-	-	-	-	-	-	-	-	-	-	-
112	30	11	32	322	49	13,632	-	-	-	-	-	-	-
113	30	9	13	261	38	-	-	RELATED TO NO. 158					
114	23	28	27	638	37	-	-	RELATED TO NO. 148					
115	9	15	1	134	12	RELATED TO NO. 157		-	-	-	-	-	-
116	10	6	NR	62	4	RELATED TO NO. 157		-	-	-	-	-	-
117	30	22	33	668	90	RELATED TO NO. 76		RELATED TO NO. 76					
118	23	12	24	281	172	RELATED TO NO. 134		RELATED TO NO. 134					
119	77	6	NR	444	444	RELATED TO NO. 134		RELATED TO NO. 134					
120	29	45	59	1,295	47	RELATED TO NO. 76		RELATED TO NO. 76					

<sup>4</sup> NI indicates never installed. I indicates installed but never used. NP indicates no prosecutor's report.

<sup>5</sup> NR indicates not reported or could not be determined.

<sup>6</sup> Motions: G = Granted, D = Denied, P = Pending.

\*This wiretap was terminated during 2001, but was not reported at that time because it was part of an ongoing investigation.

\*\* This wiretap was terminated during 2000 or earlier, but was not reported at that time because it was part of an ongoing investigation.

**TABLE B-1**  
**STATE NEW YORK**

**CALENDAR YEAR 2002**

**REPORT BY JUDGES OF COURT-AUTHORIZED INTERCEPTS OF WIRE, ORAL, OR ELECTRONIC COMMUNICATIONS  
PURSUANT TO 18 U.S.C. 2519**

A.O. Number	Authorizing Official		Offense Specified	Intercept		Date of Application	Authorized Length		
	Judge	Prosecutor <sup>1</sup>		Type <sup>2</sup>	Location <sup>3</sup>		Orig-inal Order (Days)	Num-ber of Exten-sions	Total Length (Days)
NYC SPECIAL NARCOTICS BUREAU (CONTINUED)									
121	WETZEL	JOHNSON	NARCOTICS	WC	D	08/21/2002	30	3	120
122	WETZEL	JOHNSON	NARCOTICS	WC	D	08/21/2002	30	0	30
123	WETZEL	RYAN	NARCOTICS	WC	D	08/22/2002	30	0	30
124	WETZEL	RYAN	NARCOTICS	WC	D	08/22/2002	30	0	30
125	WETZEL	MORGENTHAU	NARCOTICS	WC	D	08/26/2002	30	0	30
126	WETZEL	JOHNSON	NARCOTICS	WC	D	09/18/2002	30	0	30
127	WETZEL	JOHNSON	NARCOTICS	WC	D	09/18/2002	30	0	30
128	ALLEN	KINDLER	NARCOTICS	WC	D	09/20/2002	30	0	30
129	ALLEN	KINDLER	NARCOTICS	WC	D	09/20/2002	30	0	30
130	ALLEN	KINDLER	NARCOTICS	ED	D	09/20/2002	30	2	90
131	SNYDER	KINDLER	NARCOTICS	WC	D	09/20/2002	30	0	30
132	SNYDER	KINDLER	NARCOTICS	WC	D	09/20/2002	30	1	60
133	WETZEL	MORGENTHAU	NARCOTICS	WC	D	09/27/2002	30	0	30
134	WETZEL	MORGENTHAU	NARCOTICS	ED	D	09/27/2002	30	0	30
135	ALLEN	MORGENTHAU	NARCOTICS	WC	D	10/02/2002	30	0	30
136	ALLEN	MORGENTHAU	NARCOTICS	WC	D	10/02/2002	30	1	60
137	WETZEL	MORGENTHAU	NARCOTICS	WC	D	10/03/2002	30	0	30
138	WETZEL	MORGENTHAU	NARCOTICS	WC	D	10/10/2002	30	0	30
139	WITTNER	MORGENTHAU	NARCOTICS	WC	D	10/11/2002	30	0	30
140	ALLEN	MORGENTHAU	NARCOTICS	WC	D	10/18/2002	30	0	30
141	ALLEN	MORGENTHAU	NARCOTICS	WC	D	10/18/2002	30	0	30
142	SNYDER	MORGENTHAU	NARCOTICS	WC	D	10/18/2002	30	0	30
143	ALLEN	MORGENTHAU	NARCOTICS	WC	D	10/23/2002	30	1	60
144	ALLEN	MORGENTHAU	NARCOTICS	WC	D	10/25/2002	30	0	30
145	ALLEN	MORGENTHAU	NARCOTICS	WC	D	10/25/2002	30	0	30
146	SNYDER	MORGENTHAU	NARCOTICS	WC	D	10/30/2002	30	1	60
147	SNYDER	MORGENTHAU	NARCOTICS	WC	D	10/30/2002	30	0	30
148	SNYDER	MORGENTHAU	NARCOTICS	ED	D	10/30/2002	30	1	60
149	WETZEL	MORGENTHAU	NARCOTICS	WC	D	11/12/2002	30	0	30
150	ALLEN	MORGENTHAU	NARCOTICS	WC	D	11/14/2002	30	0	30
151	ALLEN	MORGENTHAU	NARCOTICS	WC	D	11/14/2002	30	0	30
152	WETZEL	KINDLER	NARCOTICS	WC	D	11/15/2002	30	0	30

<sup>1</sup> The prosecuting official authorized the filing of the application under provisions of the state's statute. (See Table 1 for this state's statutory citation.)

<sup>2</sup> Type: WS = Standard Telephone (Wire), WC = Cellular or Mobile Telephone (Wire), WO = Other (Wire), OM = Microphone (Oral), OO = Other (Oral), ED = Digital Pager (Electronic), EE = Computer or E-Mail (Electronic), EF = Fax Machine (Electronic), EO = Other (Electronic).

<sup>3</sup> Location: H = Personal Residence, B = Business, A = Public Area, D = Portable Device, O = Other Location, R = Roving (Relaxed Specification Order), N = Not Specified.

TABLE B-1  
STATE NEW YORK

CALENDAR YEAR 2002

REPORT BY PROSECUTORS OF COURT-AUTHORIZED INTERCEPTS OF WIRE, ORAL, OR ELECTRONIC COMMUNICATIONS  
PURSUANT TO 18 U.S.C. 2519

A.O. Number	Number Of Days in Oper- ation <sup>4</sup>	Average Inter- cepts per Day	Number of <sup>5</sup>			Costs		Number of						
			Persons Inter- cepted	Intercepts	Incrim- inating Intercepts	Total Cost in \$	Other Than Manpower in \$	Arrests	Trials	Motions to Suppress Intercepts <sup>6</sup>			Persons Con- victed	
										G	D	P		
NYC SPECIAL NARCOTICS BUREAU (CONTINUED)														
121	115	51	102	5,883	775	-	-	RELATED TO NO. 92						
122	30	25	63	760	242	-	-	RELATED TO NO. 92						
123	20	NR	NR	NR	NR	RELATED TO NO. 130		RELATED TO NO. 130						
124	13	5	5	67	17	RELATED TO NO. 130		RELATED TO NO. 130						
125	25	166	83	4,143	443	RELATED TO NO. 138		RELATED TO NO. 138						
126	30	4	3	123	-	-	-	-	-	-	-	-	-	
127	29	6	8	185	11	-	-	RELATED TO NO. 92						
128	28	79	30	2,201	381	RELATED TO NO. 130		RELATED TO NO. 130						
129	8	6	5	48	10	RELATED TO NO. 130		RELATED TO NO. 130						
130	85	18	NR	1,540	1,540	94,001	-	8	-	-	-	2	2	
131	25	37	49	930	40	RELATED TO NO. 76		RELATED TO NO. 76						
132	47	150	205	7,035	1,202	RELATED TO NO. 76		RELATED TO NO. 76						
133	11	17	16	192	174	RELATED TO NO. 134		RELATED TO NO. 134						
134	11	5	NR	60	60	14,607	-	1	-	-	-	-	-	
135	30	6	24	188	101	-	-	-	-	-	-	-	-	
136	56	18	116	987	227	-	-	-	-	-	-	-	-	
137	6	138	25	825	148	RELATED TO NO. 138		RELATED TO NO. 138						
138	30	108	81	3,226	513	12,076	-	4	-	-	-	-	2	
139	24	15	34	362	100	-	-	-	-	-	-	-	-	
140	28	30	32	832	114	38,828	-	3	-	-	-	-	2	
141	14	64	28	897	136	RELATED TO NO. 130		RELATED TO NO. 130						
142	I	-	-	-	-	RELATED TO NO. 76		-	-	-	-	-	-	
143	58	22	46	1,294	104	-	-	-	-	-	-	-	-	
144	25	13	29	316	113	-	-	-	-	-	-	-	-	
145	19	3	11	49	31	-	-	-	-	-	-	-	-	
146	36	64	116	2,305	61	-	-	RELATED TO NO. 161						
147	28	21	34	584	28	-	-	RELATED TO NO. 161						
148	38	17	NR	640	640	-	-	RELATED TO NO. 161						
149	18	11	11	190	25	RELATED TO NO. 157		-	-	-	-	-	-	
150	18	23	22	417	60	RELATED TO NO. 130		RELATED TO NO. 130						
151	18	-	NR	3	NR	RELATED TO NO. 130		RELATED TO NO. 130						
152	25	6	7	161	156	RELATED TO NO. 134		RELATED TO NO. 134						

<sup>4</sup> NI indicates never installed. I indicates installed but never used. NP indicates no prosecutor's report.

<sup>5</sup> NR indicates not reported or could not be determined.

<sup>6</sup> Motions: G = Granted, D = Denied, P = Pending.

\*This wiretap was terminated during 2001, but was not reported at that time because it was part of an ongoing investigation.

\*\* This wiretap was terminated during 2000 or earlier, but was not reported at that time because it was part of an ongoing investigation.

**TABLE B-1**  
**STATE NEW YORK**

**CALENDAR YEAR 2002**

**REPORT BY JUDGES OF COURT-AUTHORIZED INTERCEPTS OF WIRE, ORAL, OR ELECTRONIC COMMUNICATIONS  
PURSUANT TO 18 U.S.C. 2519**

A.O. Number	Authorizing Official		Offense Specified	Intercept		Date of Application	Authorized Length		
	Judge	Prosecutor <sup>1</sup>		Type <sup>2</sup>	Location <sup>3</sup>		Original Order (Days)	Number of Extensions	Total Length (Days)
NYC SPECIAL NARCOTICS BUREAU (CONTINUED)									
153	WETZEL	KINDLER	NARCOTICS	WC	D	11/15/2002	30	0	30
154	SNYDER	KINDLER	NARCOTICS	WC	D	11/15/2002	30	0	30
155	WETZEL	KLUGER	NARCOTICS	WC	D	11/15/2002	30	0	30
156	WETZEL	KLUGER	NARCOTICS	WC	D	11/15/2002	30	0	30
157	WITTNER	KINDLER	NARCOTICS	WC	D	11/21/2002	30	0	30
158	ALLEN	JOHNSON	NARCOTICS	WS	H	11/25/2002	30	0	30
159	WETZEL	JOHNSON	NARCOTICS	WC	D	11/25/2002	30	0	30
160	SNYDER	MORGENTHAU	NARCOTICS	ED	D	11/26/2002	30	0	30
161	SNYDER	MORGENTHAU	NARCOTICS	WC	D	11/26/2002	30	0	30
162	ALLEN	MORGENTHAU	NARCOTICS	WC	D	11/27/2002	30	0	30
163	WETZEL	JOHNSON	NARCOTICS	WC	D	12/10/2002	30	0	30
ORANGE									
1	BERRY	PHILLIPS	NARCOTICS	WS,WC	H,D	07/19/2002	30	3	120
QUEENS									
1	KOHM	BROWN	NARCOTICS	WC,ED	D	02/13/2001	30	11	360
2	KOHM	BROWN	NARCOTICS	WC,ED	D	06/08/2001	30	7	240
3	FRIEDMANN	BROWN	NARCOTICS	WC	D	06/29/2001	30	10	330
4	KOHM	BROWN	NARCOTICS	WC,ED	D	07/03/2001	30	6	210
5	KOHM	BROWN	NARCOTICS	WC,ED	D	08/01/2001	30	6	210
6	FRIEDMANN	BROWN	NARCOTICS	WS	H	08/24/2001	30	8	270
7	FRIEDMANN	BROWN	NARCOTICS	WC	D	08/24/2001	30	9	300
8	KOHM	BROWN	NARCOTICS	WS	A	09/26/2001	30	4	150
9	ROSENGARTEN	BROWN	NARCOTICS	WS	H	10/05/2001	27	3	106
10	KOHM	BROWN	NARCOTICS	WC,ED	D	10/19/2001	30	2	90
11	ROSENGARTEN	BROWN	NARCOTICS	WC	D	10/23/2001	9	3	88
12	MCGANN	BROWN	NARCOTICS	WC	D	11/01/2001	30	3	120
13	KOHM	BROWN	NARCOTICS	WC,ED	D	11/16/2001	30	1	60
14	ROSENGARTEN	BROWN	NARCOTICS	WC	D	11/29/2001	21	1	51
15	ROSENGARTEN	BROWN	NARCOTICS	WC	D	11/29/2001	21	1	51
16	ROSENGARTEN	BROWN	NARCOTICS	WC	D	12/05/2001	15	1	45
17	ROSENGARTEN	BROWN	NARCOTICS	WC	D	12/05/2001	15	1	45
18	KOHM	BROWN	NARCOTICS	WO	D	12/20/2001	30	0	30

<sup>1</sup> The prosecuting official authorized the filing of the application under provisions of the state's statute. (See Table 1 for this state's statutory citation.)

<sup>2</sup> Type: WS = Standard Telephone (Wire), WC = Cellular or Mobile Telephone (Wire), WO = Other (Wire), OM = Microphone (Oral), OO = Other (Oral), ED = Digital Pager (Electronic), EE = Computer or E-Mail (Electronic), EF = Fax Machine (Electronic), EO = Other (Electronic).

<sup>3</sup> Location: H = Personal Residence, B = Business, A = Public Area, D = Portable Device, O = Other Location, R = Roving (Relaxed Specification Order), N = Not Specified.

TABLE B-1  
STATE NEW YORK

CALENDAR YEAR 2002

REPORT BY PROSECUTORS OF COURT-AUTHORIZED INTERCEPTS OF WIRE, ORAL, OR ELECTRONIC COMMUNICATIONS  
PURSUANT TO 18 U.S.C. 2519

A.O. Number	Number Of Days in Oper- ation <sup>4</sup>	Average Inter- cepts per Day	Number of <sup>5</sup>			Costs		Number of					
			Persons Inter- cepted	Intercepts	Incrim- inating Intercepts	Total Cost in \$	Other Than Manpower in \$	Arrests	Trials	Motions to Suppress Intercepts <sup>6</sup>			Persons Con- victed
										G	D	P	
NYC SPECIAL NARCOTICS BUREAU (CONTINUED)													
153	I	-	-	-	-	RELATED TO NO. 134		-	-	-	-	-	-
154	19	8	6	161	-	RELATED TO NO. 76		-	-	-	-	-	-
155	30	-	-	-	-	RELATED TO NO. 92		-	-	-	-	-	-
156	30	1	4	18	-	-	-	-	-	-	-	-	-
157	7	50	10	348	97	6,898	-	-	-	-	-	-	-
158	14	39	20	549	30	-	-	2	-	-	-	-	-
159	8	22	11	179	37	-	-	RELATED TO NO. 92					
160	16	1	NR	9	9	-	-	RELATED TO NO. 161					
161	11	18	11	199	6	-	-	3	-	-	-	-	1
162	17	82	32	1,386	321	RELATED TO NO. 130		RELATED TO NO. 130					
163	2	16	1	32	1	-	-	RELATED TO NO. 92					
ORANGE													
1	115	127	104	14,551	626	189,854	13,484	-	-	-	-	-	-
QUEENS													
1	328	47	50	15,500	4,700	65,600	32,800	RELATED TO NO. 5					
2	218	42	50	9,120	4,500	43,600	21,800	RELATED TO NO. 5					
3	329	8	150	2,780	1,350	65,800	32,900	RELATED TO NO. 6					
4	193	13	25	2,525	1,500	38,600	19,300	RELATED TO NO. 5					
5	162	20	50	3,210	1,600	32,400	16,200	15	-	-	-	-	11
6	270	12	145	3,147	1,500	54,000	27,000	20	-	-	-	-	19
7	273	16	250	4,272	2,500	54,600	27,300	RELATED TO NO. 6					
8	113	107	20	12,056	334	226,000	113,000	11	-	-	-	-	11
9	106	25	30	2,600	2,000	21,200	10,600	23	-	-	-	-	23
10	85	11	50	900	400	17,000	8,500	RELATED TO NO. 5					
11	88	28	30	2,500	1,800	17,600	8,800	RELATED TO NO. 9					
12	11	83	75	912	265	18,240	9,120	-	-	-	-	-	-
13	47	11	20	500	200	9,400	4,700	RELATED TO NO. 5					
14	51	19	20	950	800	10,200	5,100	RELATED TO NO. 9					
15	51	20	22	1,000	800	RELATED TO NO. 14		RELATED TO NO. 9					
16	45	18	16	800	600	9,000	4,500	RELATED TO NO. 9					
17	45	13	17	600	400	RELATED TO NO. 16		RELATED TO NO. 9					
18	NI	-	-	-	-	-	-	-	-	-	-	-	-

<sup>4</sup> NI indicates never installed. I indicates installed but never used. NP indicates no prosecutor's report.

<sup>5</sup> NR indicates not reported or could not be determined.

<sup>6</sup> Motions: G = Granted, D = Denied, P = Pending.

\*This wiretap was terminated during 2001, but was not reported at that time because it was part of an ongoing investigation.

\*\* This wiretap was terminated during 2000 or earlier, but was not reported at that time because it was part of an ongoing investigation.



**TABLE B-1**  
**STATE NEW YORK**

**CALENDAR YEAR 2002**

**REPORT BY JUDGES OF COURT-AUTHORIZED INTERCEPTS OF WIRE, ORAL, OR ELECTRONIC COMMUNICATIONS  
PURSUANT TO 18 U.S.C. 2519**

A.O. Number	Authorizing Official		Offense Specified	Intercept		Date of Application	Authorized Length		
	Judge	Prosecutor <sup>1</sup>		Type <sup>2</sup>	Location <sup>3</sup>		Original Order (Days)	Number of Extensions	Total Length (Days)
QUEENS (CONTINUED)									
19	MCGANN	BROWN	NARCOTICS	WS	B	12/20/2001	30	1	60
20	MCGANN	BROWN	NARCOTICS	WS	B	12/20/2001	30	1	60
21	MCGANN	BROWN	NARCOTICS	ED	D	12/20/2001	30	1	60
22	KOHM	BROWN	NARCOTICS	ED	D	12/21/2001	29	3	119
23	KOHM	BROWN	NARCOTICS	WO	O	12/21/2001	29	0	29
24	ROSENGARTEN	BROWN	NARCOTICS	WC	D	01/10/2002	9	0	9
25	MCDONALD	BROWN	NARCOTICS	WC	D	01/11/2002	14	0	14
26	KOHM	BROWN	NARCOTICS	WC	D	01/17/2002	30	0	30
27	SCHMIDT	BROWN	NARCOTICS	WC	D	01/17/2002	30	0	30
28	COZIER	BROWN	POSSESSION	WC	D	01/17/2002	30	2	90
29	MCGANN	BROWN	NARCOTICS	WC	D	01/18/2002	30	0	30
30	MCDONALD	BROWN	NARCOTICS	WC	D	01/18/2002	22	3	109
31	MCDONALD	BROWN	NARCOTICS	WC	D	01/25/2002	15	2	73
32	MCDONALD	BROWN	NARCOTICS	WC	D	01/25/2002	15	2	73
33	CRANE	BROWN	MURDER	WC	D	01/29/2002	30	0	30
34	BUCHTER	BROWN	NARCOTICS	WC	D	01/31/2002	30	1	60
35	BUCHTER	BROWN	NARCOTICS	WC	D	02/04/2002	30	1	60
36	O'BRIEN	BROWN	NARCOTICS	WC	D	02/13/2002	30	0	30
37	KOHM	BROWN	NARCOTICS	WC	D	02/15/2002	30	0	30
38	MCGANN	BROWN	NARCOTICS	WC	D	02/27/2002	30	0	30
39	BUCHTER	BROWN	NARCOTICS	ED	D	03/01/2002	30	0	30
40	KOHM	BROWN	NARCOTICS	WC	D	03/14/2002	30	0	30
41	KOHM	BROWN	NARCOTICS	WC	D	03/14/2002	30	1	60
42	KOHM	BROWN	NARCOTICS	WC	D	03/14/2002	30	0	30
43	CRANE	BROWN	NARCOTICS	WC	D	03/18/2002	30	1	60
44	KOHM	BROWN	NARCOTICS	WC	D	03/26/2002	18	0	18
45	KOHM	BROWN	NARCOTICS	WC	D	03/26/2002	18	0	18
46	KOHM	BROWN	NARCOTICS	WC	D	03/26/2002	18	1	48
47	COZIER	BROWN	LARCENY	WS	H	04/04/2002	30	1	60
48	MCDONALD	BROWN	NARCOTICS	WC	D	04/05/2002	29	0	29
49	MCDONALD	BROWN	NARCOTICS	WC	D	04/05/2002	29	0	29
50	BUCHTER	BROWN	\$LAUNDERING	WC	D	04/11/2002	30	0	30

<sup>1</sup> The prosecuting official authorized the filing of the application under provisions of the state's statute. (See Table 1 for this state's statutory citation.)

<sup>2</sup> Type: WS = Standard Telephone (Wire), WC = Cellular or Mobile Telephone (Wire), WO = Other (Wire), OM = Microphone (Oral), OO = Other (Oral), ED = Digital Pager (Electronic), EE = Computer or E-Mail (Electronic), EF = Fax Machine (Electronic), EO = Other (Electronic).

<sup>3</sup> Location: H = Personal Residence, B = Business, A = Public Area, D = Portable Device, O = Other Location, R = Roving (Relaxed Specification Order), N = Not Specified.

TABLE B-1  
STATE NEW YORK

CALENDAR YEAR 2002

REPORT BY PROSECUTORS OF COURT-AUTHORIZED INTERCEPTS OF WIRE, ORAL, OR ELECTRONIC COMMUNICATIONS  
PURSUANT TO 18 U.S.C. 2519

A.O. Number	Number Of Days in Oper- ation <sup>4</sup>	Average Inter- cepts per Day	Number of <sup>5</sup>			Costs		Number of					
			Persons Inter- cepted	Intercepts	Incrim- inating Intercepts	Total Cost in \$	Other Than Manpower in \$	Arrests	Trials	Motions to Suppress Intercepts <sup>6</sup>			Persons Con- victed
										G	D	P	
QUEENS (CONTINUED)													
19	41	17	400	701	28	8,200	4,100	-	-	-	-	-	-
20	41	7	200	294	13	RELATED TO NO. 19		-	-	-	-	-	-
21	35	3	NR	121	121	7,000	3,500	-	-	-	-	-	-
22	113	28	25	3,164	1,356	22,600	11,300	RELATED TO NO. 8					
23	28	2	3	42	15	RELATED TO NO. 37		RELATED TO NO. 8					
24	9	11	10	100	75	1,800	900	RELATED TO NO. 9					
25	11	2	2	17	1	2,200	1,100	RELATED TO NO. 30					
26	30	1	5	25	22	RELATED TO NO. 40		RELATED TO NO. 8					
27	1	19	8	19	-	200	100	-	-	-	-	-	-
28	84	102	10	8,598	3,500	16,800	8,400	5	-	-	-	-	-
29	24	6	5	142	12	4,800	2,400	-	-	-	-	-	-
30	109	18	75	2,016	300	21,800	10,900	4	-	-	-	-	1
31	73	23	60	1,643	250	14,600	7,300	RELATED TO NO. 30					
32	73	2	20	116	100	RELATED TO NO. 31		RELATED TO NO. 30					
33	I	-	-	-	-	200	100	-	-	-	-	-	-
34	49	2	8	105	13	9,800	4,900	2	-	-	-	1	-
35	45	3	7	114	9	9,000	4,500	RELATED TO NO. 34					
36	I	-	-	-	-	200	100	-	-	-	-	-	-
37	28	4	9	112	49	5,600	2,800	RELATED TO NO. 8					
38	19	6	5	118	12	3,800	1,900	-	-	-	-	-	-
39	20	1	18	18	18	4,000	2,000	RELATED TO NO. 34					
40	30	17	21	521	386	6,000	3,000	RELATED TO NO. 8					
41	37	12	12	457	198	7,400	3,700	RELATED TO NO. 8					
42	13	12	5	151	35	2,600	1,300	RELATED TO NO. 8					
43	19	17	29	329	275	3,800	1,900	2	-	-	-	-	1
44	18	5	7	97	39	3,600	1,800	RELATED TO NO. 8					
45	18	5	7	87	32	RELATED TO NO. 44		RELATED TO NO. 8					
46	26	35	19	901	311	5,200	2,600	RELATED TO NO. 8					
47	57	31	15	1,789	18	11,400	5,700	-	-	-	-	-	-
48	29	39	50	1,129	25	RELATED TO NO. 49		RELATED TO NO. 30					
49	29	36	40	1,031	20	5,800	2,900	RELATED TO NO. 30					
50	30	9	17	261	75	6,000	3,000	-	-	-	-	-	-

<sup>4</sup> NI indicates never installed. I indicates installed but never used. NP indicates no prosecutor's report.

<sup>5</sup> NR indicates not reported or could not be determined.

<sup>6</sup> Motions: G = Granted, D = Denied, P = Pending.

\*This wiretap was terminated during 2001, but was not reported at that time because it was part of an ongoing investigation.

\*\* This wiretap was terminated during 2000 or earlier, but was not reported at that time because it was part of an ongoing investigation.

**TABLE B-1**  
**STATE NEW YORK**

**CALENDAR YEAR 2002**

**REPORT BY JUDGES OF COURT-AUTHORIZED INTERCEPTS OF WIRE, ORAL, OR ELECTRONIC COMMUNICATIONS  
PURSUANT TO 18 U.S.C. 2519**

A.O. Number	Authorizing Official		Offense Specified	Intercept		Date of Application	Authorized Length		
	Judge	Prosecutor <sup>1</sup>		Type <sup>2</sup>	Location <sup>3</sup>		Original Order (Days)	Number of Extensions	Total Length (Days)
QUEENS (CONTINUED)									
51	COZIER	BROWN	POSSESSION	WC	D	04/11/2002	30	0	30
52	KOHM	BROWN	NARCOTICS	ED	D	04/12/2002	30	0	30
53	KOHM	BROWN	NARCOTICS	WC	D	04/12/2002	30	0	30
54	KOHM	BROWN	NARCOTICS	WC	D	04/12/2002	30	0	30
55	KOHM	BROWN	NARCOTICS	WC	D	04/12/2002	30	0	30
56	KOHM	BROWN	NARCOTICS	WC	D	04/12/2002	30	0	30
57	KOHM	BROWN	NARCOTICS	WC	D	04/12/2002	30	0	30
58	KOHM	BROWN	NARCOTICS	ED	D	04/12/2002	30	0	30
59	CRANE	BROWN	NARCOTICS	WC	D	04/16/2002	30	0	30
60	BUCHTER	BROWN	NARCOTICS	WC	D	04/17/2002	30	0	30
61	BUCHTER	BROWN	NARCOTICS	WC	D	04/19/2002	9	0	9
62	BUCHTER	BROWN	\$LAUNDERING	WC	D	04/19/2002	22	0	22
63	MCGANN	BROWN	GAMBLING	WS	H	04/23/2002	30	4	150
64	MCGANN	BROWN	GAMBLING	WC	D	04/23/2002	30	4	150
65	BUCHTER	BROWN	\$LAUNDERING	WC	D	04/25/2002	16	0	16
66	MCGANN	BROWN	GAMBLING	WS	H	05/08/2002	15	1	45
67	MCGANN	BROWN	GAMBLING	WS	H	05/08/2002	15	1	45
68	MCGANN	BROWN	GAMBLING	WS	H	05/08/2002	15	1	45
69	MCGANN	BROWN	GAMBLING	WS	H	05/08/2002	15	1	45
70	MCGANN	BROWN	GAMBLING	WC	D	05/08/2002	15	4	135
71	MCGANN	BROWN	GAMBLING	WC	D	05/08/2002	15	0	15
72	MCGANN	BROWN	GAMBLING	WS	H	05/08/2002	15	1	45
73	BUCHTER	BROWN	NARCOTICS	WC	D	05/15/2002	30	2	90
74	MCGANN	BROWN	GAMBLING	WC	D	05/22/2002	30	0	30
75	MCGINITY	BROWN	NARCOTICS	WS	H	06/03/2002	30	1	60
76	MCGINITY	BROWN	NARCOTICS	WC	D	06/03/2002	30	1	60
77	BUCHTER	BROWN	NARCOTICS	WC	D	06/05/2002	30	0	30
78	BUCHTER	BROWN	NARCOTICS	WC	D	06/05/2002	30	0	30
79	BUCHTER	BROWN	NARCOTICS	WC	D	06/05/2002	30	0	30
80	MCGANN	BROWN	GAMBLING	WC	D	06/07/2002	14	2	74
81	BUCHTER	BROWN	NARCOTICS	WC	D	06/13/2002	30	0	30
82	MCGANN	BROWN	NARCOTICS	WC	D	06/13/2002	30	0	30

<sup>1</sup> The prosecuting official authorized the filing of the application under provisions of the state's statute. (See Table 1 for this state's statutory citation.)

<sup>2</sup> Type: WS = Standard Telephone (Wire), WC = Cellular or Mobile Telephone (Wire), WO = Other (Wire), OM = Microphone (Oral), OO = Other (Oral), ED = Digital Pager (Electronic), EE = Computer or E-Mail (Electronic), EF = Fax Machine (Electronic), EO = Other (Electronic).

<sup>3</sup> Location: H = Personal Residence, B = Business, A = Public Area, D = Portable Device, O = Other Location, R = Roving (Relaxed Specification Order), N = Not Specified.

TABLE B-1  
STATE NEW YORK

CALENDAR YEAR 2002

REPORT BY PROSECUTORS OF COURT-AUTHORIZED INTERCEPTS OF WIRE, ORAL, OR ELECTRONIC COMMUNICATIONS  
PURSUANT TO 18 U.S.C. 2519

A.O. Number	Number Of Days in Oper- ation <sup>4</sup>	Average Inter- cepts per Day	Number of <sup>5</sup>			Costs		Number of						
			Persons Inter- cepted	Intercepts	Incrim- inating Intercepts	Total Cost in \$	Other Than Manpower in \$	Arrests	Trials	Motions to Suppress Intercepts <sup>6</sup>			Persons Con- victed	
										G	D	P		
QUEENS (CONTINUED)														
51	30	110	6	3,300	1,000	6,000	3,000	RELATED TO NO. 28						
52	8	16	9	132	53	1,600	800	RELATED TO NO. 8						
53	8	4	3	30	27	RELATED TO NO. 52		RELATED TO NO. 8						
54	8	28	7	225	98	RELATED TO NO. 52		RELATED TO NO. 8						
55	8	15	6	120	35	RELATED TO NO. 52		RELATED TO NO. 8						
56	8	2	2	20	2	RELATED TO NO. 52		RELATED TO NO. 8						
57	8	8	3	67	39	RELATED TO NO. 52		RELATED TO NO. 8						
58	8	15	10	120	40	RELATED TO NO. 52		RELATED TO NO. 8						
59	11	113	19	1,243	800	2,200	1,100	RELATED TO NO. 43						
60	30	1	4	32	3	RELATED TO NO. 81		RELATED TO NO. 73						
61	9	-	-	-	-	1,800	900	-	-	-	-	-	-	
62	22	19	20	427	100	4,400	2,200	-	-	-	-	-	-	
63	140	89	223	12,412	11,782	28,000	14,000	17	-	-	-	-	-	
64	140	34	53	4,824	2,114	RELATED TO NO. 63		RELATED TO NO. 63						
65	16	5	10	87	37	3,200	1,600	-	-	-	-	-	-	
66	36	30	181	1,078	993	7,200	3,600	RELATED TO NO. 63						
67	23	-	-	-	-	4,600	2,300	-	-	-	-	-	-	
68	36	22	105	810	785	RELATED TO NO. 66		RELATED TO NO. 63						
69	36	6	NR	210	NR	RELATED TO NO. 66		RELATED TO NO. 63						
70	127	27	54	3,381	1,143	25,400	12,700	RELATED TO NO. 63						
71	9	20	24	181	NR	1,800	900	RELATED TO NO. 63						
72	36	18	46	646	310	RELATED TO NO. 66		RELATED TO NO. 63						
73	90	5	23	462	17	18,000	9,000	2	-	-	-	-	-	
74	28	29	68	810	379	RELATED TO NO. 103		RELATED TO NO. 63						
75	43	13	40	571	250	8,600	4,300	-	-	-	-	-	-	
76	43	8	36	353	270	RELATED TO NO. 75		-	-	-	-	-	-	
77	30	6	20	180	90	6,000	3,000	-	-	-	-	-	-	
78	30	6	25	190	50	RELATED TO NO. 77		-	-	-	-	-	-	
79	30	5	15	140	45	RELATED TO NO. 77		-	-	-	-	-	-	
80	66	4	23	251	114	13,200	6,600	RELATED TO NO. 63						
81	30	2	4	73	3	6,000	3,000	RELATED TO NO. 73						
82	NI	-	-	-	-	-	-	-	-	-	-	-	-	

<sup>4</sup> NI indicates never installed. I indicates installed but never used. NP indicates no prosecutor's report.

<sup>5</sup> NR indicates not reported or could not be determined.

<sup>6</sup> Motions: G = Granted, D = Denied, P = Pending.

\*This wiretap was terminated during 2001, but was not reported at that time because it was part of an ongoing investigation.

\*\* This wiretap was terminated during 2000 or earlier, but was not reported at that time because it was part of an ongoing investigation.

**TABLE B-1**  
**STATE NEW YORK**

**CALENDAR YEAR 2002**

**REPORT BY JUDGES OF COURT-AUTHORIZED INTERCEPTS OF WIRE, ORAL, OR ELECTRONIC COMMUNICATIONS  
PURSUANT TO 18 U.S.C. 2519**

A.O. Number	Authorizing Official		Offense Specified	Intercept		Date of Application	Authorized Length		
	Judge	Prosecutor <sup>1</sup>		Type <sup>2</sup>	Location <sup>3</sup>		Original Order (Days)	Number of Extensions	Total Length (Days)
QUEENS (CONTINUED)									
83	MCGANN	BROWN	GAMBLING	WC	D	06/20/2002	30	1	60
84	MCGANN	BROWN	GAMBLING	ED	D	06/20/2002	30	5	180
85	BUCHTER	BROWN	NARCOTICS	WC	D	06/24/2002	30	1	60
86	BUCHTER	BROWN	NARCOTICS	ED	D	06/24/2002	30	0	30
87	BUCHTER	BROWN	NARCOTICS	WC	D	07/02/2002	22	1	52
88	MCGANN	BROWN	GAMBLING	WC	D	07/02/2002	18	1	48
89	BUCHTER	BROWN	NARCOTICS	WC	D	07/11/2002	30	0	30
90	MCGANN	BROWN	NARCOTICS	WC	D	07/18/2002	30	1	60
91	MCGANN	BROWN	NARCOTICS	WS	B	07/18/2002	30	1	60
92	MCGANN	BROWN	GAMBLING	WC	D	07/18/2002	30	0	30
93	BUCHTER	BROWN	NARCOTICS	WC	D	07/23/2002	30	0	30
94	MCGANN	BROWN	NARCOTICS	WS	B	07/23/2002	24	1	54
95	MCGANN	BROWN	NARCOTICS	WS,ED	B,D	07/23/2002	24	1	54
96	BUCHTER	BROWN	NARCOTICS	WC	D	07/31/2002	22	2	82
97	MCGANN	BROWN	GAMBLING	WC	D	08/01/2002	16	1	46
98	MCGANN	BROWN	GAMBLING	WS	H	08/01/2002	16	4	136
99	MCGANN	BROWN	GAMBLING	WC	D	08/01/2002	16	1	46
100	MCGANN	BROWN	NARCOTICS	WC,ED	D	08/15/2002	30	1	60
101	MCGANN	BROWN	NARCOTICS	ED	D	08/15/2002	30	0	30
102	MCGANN	BROWN	NARCOTICS	WC	D	08/15/2002	30	0	30
103	MCGANN	BROWN	GAMBLING	WC	D	08/15/2002	30	0	30
104	BUCHTER	BROWN	NARCOTICS	WC	D	08/21/2002	30	0	30
105	MCGANN	BROWN	GAMBLING	WC	D	08/22/2002	23	3	113
106	LERNER	BROWN	MURDER	WC	D	08/22/2002	30	0	30
107	BUCHTER	BROWN	NARCOTICS	WC	D	08/28/2002	30	0	30
108	BUCHTER	BROWN	NARCOTICS	WC	D	08/28/2002	30	2	90
109	MCGANN	BROWN	GAMBLING	WC	D	08/29/2002	15	0	15
110	MCGANN	BROWN	GAMBLING	WC	D	09/09/2002	5	0	5
111	MCGANN	BROWN	NARCOTICS	WC,ED	D	09/12/2002	30	0	30
112	MCGANN	BROWN	GAMBLING	WS	H	09/12/2002	30	2	90
113	MCGANN	BROWN	GAMBLING	WS	H	09/12/2002	30	0	30
114	MCGANN	BROWN	GAMBLING	WS	H	09/12/2002	30	0	30

<sup>1</sup> The prosecuting official authorized the filing of the application under provisions of the state's statute. (See Table 1 for this state's statutory citation.)

<sup>2</sup> Type: WS = Standard Telephone (Wire), WC = Cellular or Mobile Telephone (Wire), WO = Other (Wire), OM = Microphone (Oral), OO = Other (Oral), ED = Digital Pager (Electronic), EE = Computer or E-Mail (Electronic), EF = Fax Machine (Electronic), EO = Other (Electronic).

<sup>3</sup> Location: H = Personal Residence, B = Business, A = Public Area, D = Portable Device, O = Other Location, R = Roving (Relaxed Specification Order), N = Not Specified.

TABLE B-1  
STATE NEW YORK

CALENDAR YEAR 2002

REPORT BY PROSECUTORS OF COURT-AUTHORIZED INTERCEPTS OF WIRE, ORAL, OR ELECTRONIC COMMUNICATIONS  
PURSUANT TO 18 U.S.C. 2519

A.O. Number	Number Of Days in Oper- ation <sup>4</sup>	Average Inter- cepts per Day	Number of <sup>5</sup>			Costs		Number of					
			Persons Inter- cepted	Intercepts	Incrim- inating Intercepts	Total Cost in \$	Other Than Manpower in \$	Arrests	Trials	Motions to Suppress Intercepts <sup>6</sup>			Persons Con- victed
										G	D	P	
QUEENS (CONTINUED)													
83	56	6	21	363	177	11,200	5,600	RELATED TO NO. 63					
84	152	5	72	755	578	30,400	15,200	RELATED TO NO. 63					
85	49	5	8	264	125	9,800	4,900	3	-	-	-	-	2
86	30	2	3	70	18	6,000	3,000	RELATED TO NO. 85					
87	51	6	13	324	210	10,200	5,100	RELATED TO NO. 85					
88	44	4	21	193	89	8,800	4,400	RELATED TO NO. 63					
89	20	5	4	97	13	4,000	2,000	RELATED TO NO. 73					
90	49	16	15	800	400	9,800	4,900	1	-	-	-	-	-
91	59	2	60	135	5	11,800	5,900	1	-	-	-	-	-
92	28	16	41	453	210	RELATED TO NO. 103		RELATED TO NO. 63					
93	29	3	5	83	22	5,800	2,900	RELATED TO NO. 85					
94	53	1	30	63	3	10,600	5,300	1	-	-	-	-	-
95	53	2	27	82	2	RELATED TO NO. 94		RELATED TO NO. 94					
96	80	15	37	1,218	792	16,000	8,000	RELATED TO NO. 85					
97	16	10	33	153	26	3,200	1,600	RELATED TO NO. 63					
98	98	41	66	3,979	1,388	19,600	9,800	RELATED TO NO. 63					
99	39	7	26	286	109	7,800	3,900	RELATED TO NO. 63					
100	59	1	10	33	2	10,800	5,400	1	-	-	-	-	-
101	29	1	6	15	15	5,800	2,900	-	-	-	-	-	-
102	29	18	6	521	14	RELATED TO NO. 101		-	-	-	-	-	-
103	28	19	32	543	210	5,600	2,800	RELATED TO NO. 63					
104	29	6	10	179	82	RELATED TO NO. 93		RELATED TO NO. 85					
105	75	30	47	2,246	988	15,000	7,500	RELATED TO NO. 63					
106	6	8	14	50	-	1,200	600	-	-	-	-	-	-
107	30	3	3	81	3	6,000	3,000	1	-	-	-	-	-
108	64	4	17	286	29	12,800	6,400	1	-	-	-	-	-
109	13	21	28	278	96	2,600	1,300	RELATED TO NO. 63					
110	3	-	-	-	-	600	300	-	-	-	-	-	-
111	29	1	7	35	-	5,800	2,900	-	-	-	-	-	-
112	50	127	144	6,341	6,310	10,000	5,000	RELATED TO NO. 63					
113	8	71	56	567	522	1,600	800	RELATED TO NO. 63					
114	7	32	47	227	201	1,400	700	RELATED TO NO. 63					

<sup>4</sup> NI indicates never installed. I indicates installed but never used. NP indicates no prosecutor's report.

<sup>5</sup> NR indicates not reported or could not be determined.

<sup>6</sup> Motions: G = Granted, D = Denied, P = Pending.

\*This wiretap was terminated during 2001, but was not reported at that time because it was part of an ongoing investigation.

\*\* This wiretap was terminated during 2000 or earlier, but was not reported at that time because it was part of an ongoing investigation.

**TABLE B-1**  
**STATE NEW YORK**

**CALENDAR YEAR 2002**

**REPORT BY JUDGES OF COURT-AUTHORIZED INTERCEPTS OF WIRE, ORAL, OR ELECTRONIC COMMUNICATIONS  
PURSUANT TO 18 U.S.C. 2519**

A.O. Number	Authorizing Official		Offense Specified	Intercept		Date of Application	Authorized Length		
	Judge	Prosecutor <sup>1</sup>		Type <sup>2</sup>	Location <sup>3</sup>		Original Order (Days)	Number of Extensions	Total Length (Days)
QUEENS (CONTINUED)									
115	MCGANN	BROWN	GAMBLING	WS	H	09/12/2002	30	0	30
116	MCGANN	BROWN	GAMBLING	WC	D	09/12/2002	30	0	30
117	MCGANN	BROWN	GAMBLING	WS	H	09/12/2002	30	0	30
118	BUCHTER	BROWN	NARCOTICS	WC	D	09/18/2002	30	0	30
119	MCGANN	BROWN	GAMBLING	WC	D	09/24/2002	18	1	48
120	BUCHTER	BROWN	NARCOTICS	WC	D	09/26/2002	30	0	30
121	MCGANN	BROWN	GAMBLING	WC	D	10/03/2002	9	1	39
122	MCDONALD	BROWN	NARCOTICS	WC	D	10/08/2002	30	0	30
123	MCGANN	BROWN	GAMBLING	OM	H	10/10/2002	30	1	60
124	BUCHTER	BROWN	NARCOTICS	WC	D	10/11/2002	15	1	45
125	BUCHTER	BROWN	NARCOTICS	WC	D	10/11/2002	15	1	45
126	MCGANN	BROWN	GAMBLING	WC	D	10/21/2002	19	0	19
127	MCDONALD	BROWN	NARCOTICS	WC	D	10/23/2002	30	1	60
128	MCDONALD	BROWN	NARCOTICS	WC	D	11/01/2002	30	0	30
129	MCDONALD	BROWN	NARCOTICS	WC	D	11/01/2002	30	0	30
119*	FRIEDMANN	BROWN	NARCOTICS	WS	H	02/09/2001	30	1	60
120*	FRIEDMANN	BROWN	NARCOTICS	WS	H	02/09/2001	30	1	60
121*	FRIEDMANN	BROWN	NARCOTICS	WS	H	02/09/2001	30	2	90
122*	FRIEDMANN	BROWN	NARCOTICS	WC	D	02/09/2001	30	0	30
123*	FRIEDMANN	BROWN	NARCOTICS	WS	H	02/09/2001	30	6	210
124*	KOHM	BROWN	NARCOTICS	WC,ED	D	02/13/2001	30	4	150
125*	KOHM	BROWN	NARCOTICS	WC,ED	D	03/14/2001	30	2	90
126*	KOHM	BROWN	NARCOTICS	WC,ED	D	03/14/2001	30	1	60
127*	KOHM	BROWN	NARCOTICS	WC,ED	D	03/14/2001	30	2	90
128*	FRIEDMANN	BROWN	NARCOTICS	WS	H	04/06/2001	30	4	150
129*	KOHM	BROWN	NARCOTICS	WC,ED	D	04/12/2001	30	0	30
130*	FRIEDMANN	BROWN	NARCOTICS	WC	D	05/04/2001	30	3	120
131*	KOHM	BROWN	NARCOTICS	WC,ED	D	06/08/2001	30	4	150
132*	KOHM	BROWN	NARCOTICS	WC,ED	D	06/08/2001	30	0	30
133*	KOHM	BROWN	NARCOTICS	WC,ED	D	06/08/2001	30	1	60
134*	KOHM	BROWN	NARCOTICS	WS	B	09/26/2001	30	1	60
135*	KOHM	BROWN	NARCOTICS	ED	D	09/26/2001	30	1	60

<sup>1</sup> The prosecuting official authorized the filing of the application under provisions of the state's statute. (See Table 1 for this state's statutory citation.)

<sup>2</sup> Type: WS = Standard Telephone (Wire), WC = Cellular or Mobile Telephone (Wire), WO = Other (Wire), OM = Microphone (Oral), OO = Other (Oral), ED = Digital Pager (Electronic), EE = Computer or E-Mail (Electronic), EF = Fax Machine (Electronic), EO = Other (Electronic).

<sup>3</sup> Location: H = Personal Residence, B = Business, A = Public Area, D = Portable Device, O = Other Location, R = Roving (Relaxed Specification Order), N = Not Specified.

TABLE B-1  
STATE NEW YORK

CALENDAR YEAR 2002

REPORT BY PROSECUTORS OF COURT-AUTHORIZED INTERCEPTS OF WIRE, ORAL, OR ELECTRONIC COMMUNICATIONS  
PURSUANT TO 18 U.S.C. 2519

A.O. Number	Number Of Days in Oper- ation <sup>4</sup>	Average Inter- cepts per Day	Number of <sup>5</sup>			Costs		Number of					
			Persons Inter- cepted	Intercepts	Incrim- inating Intercepts	Total Cost in \$	Other Than Manpower in \$	Arrests	Trials	Motions to Suppress Intercepts <sup>6</sup>			Persons Con- victed
										G	D	P	
QUEENS (CONTINUED)													
115	8	2	NR	15	-	RELATED TO NO. 113		-	-	-	-	-	-
116	10	3	12	28	10	2,000	1,000	RELATED TO NO. 63					
117	8	24	28	191	173	RELATED TO NO. 113		RELATED TO NO. 63					
118	30	-	-	-	-	RELATED TO NO. 86		-	-	-	-	-	-
119	45	2	17	93	22	9,000	4,500	RELATED TO NO. 63					
120	15	1	2	17	2	3,000	1,500	1	-	-	-	-	-
121	26	17	34	431	198	5,200	2,600	RELATED TO NO. 63					
122	23	4	26	87	20	4,600	2,300	-	-	-	-	-	-
123	21	12	11	247	232	4,200	2,100	RELATED TO NO. 63					
124	21	1	3	18	7	4,200	2,100	1	-	-	-	-	-
125	21	8	11	177	43	RELATED TO NO. 124		RELATED TO NO. 124					
126	8	29	19	231	97	RELATED TO NO. 113		RELATED TO NO. 63					
127	58	11	77	630	315	11,600	5,800	-	-	-	-	-	-
128	26	-	2	4	2	5,200	2,600	-	-	-	-	-	-
129	26	-	-	-	-	RELATED TO NO. 128		-	-	-	-	-	-
119*	60	8	20	467	60	12,000	6,000	RELATED TO NO. 6					
120*	29	6	10	178	22	5,800	2,900	RELATED TO NO. 6					
121*	90	7	40	673	100	18,000	9,000	RELATED TO NO. 6					
122*	4	-	-	-	-	800	400	-	-	-	-	-	-
123*	199	25	120	5,026	2,600	39,800	19,900	RELATED TO NO. 6					
124*	104	30	50	3,150	1,500	20,800	10,400	RELATED TO NO. 5					
125*	87	8	10	700	100	17,400	8,700	RELATED TO NO. 5					
126*	48	21	10	1,020	200	9,600	4,800	RELATED TO NO. 5					
127*	88	17	15	1,470	450	17,600	8,800	RELATED TO NO. 5					
128*	139	25	100	3,514	1,000	27,800	13,900	RELATED TO NO. 6					
129*	30	43	10	1,300	200	6,000	3,000	RELATED TO NO. 5					
130*	99	26	120	2,528	1,000	19,800	9,900	RELATED TO NO. 6					
131*	120	19	30	2,300	1,100	24,000	12,000	RELATED TO NO. 5					
132*	NI	-	-	-	-	-	-	-	-	-	-	-	-
133*	56	2	20	110	50	11,200	5,600	RELATED TO NO. 5					
134*	56	64	16	3,590	1,465	11,200	5,600	RELATED TO NO. 8					
135*	56	9	12	482	351	RELATED TO NO. 134*		RELATED TO NO. 8					

<sup>4</sup> NI indicates never installed. I indicates installed but never used. NP indicates no prosecutor's report.

<sup>5</sup> NR indicates not reported or could not be determined.

<sup>6</sup> Motions: G = Granted, D = Denied, P = Pending.

\*This wiretap was terminated during 2001, but was not reported at that time because it was part of an ongoing investigation.

\*\* This wiretap was terminated during 2000 or earlier, but was not reported at that time because it was part of an ongoing investigation.



**TABLE B-1**  
**STATE NEW YORK**

**CALENDAR YEAR 2002**

**REPORT BY JUDGES OF COURT-AUTHORIZED INTERCEPTS OF WIRE, ORAL, OR ELECTRONIC COMMUNICATIONS  
PURSUANT TO 18 U.S.C. 2519**

A.O. Number	Authorizing Official		Offense Specified	Intercept		Date of Application	Authorized Length		
	Judge	Prosecutor <sup>1</sup>		Type <sup>2</sup>	Location <sup>3</sup>		Original Order (Days)	Number of Extensions	Total Length (Days)
QUEENS (CONTINUED)									
136*	ROSENGARTEN	BROWN	NARCOTICS	WC	D	10/05/2001	27	0	27
137*	ROSENGARTEN	BROWN	NARCOTICS	WC	D	10/05/2001	27	0	27
138*	ROSENGARTEN	BROWN	NARCOTICS	WC	D	10/05/2001	27	0	27
139*	FRIEDMANN	BROWN	NARCOTICS	ED	D	10/19/2001	30	1	60
140*	KOHM	BROWN	NARCOTICS	OM,OO	B	10/25/2001	30	0	30
141*	ROSENGARTEN	BROWN	NARCOTICS	WC	D	11/01/2001	28	0	28
142*	ROSENGARTEN	BROWN	NARCOTICS	WC	D	11/01/2001	28	0	28
143*	KOHM	BROWN	NARCOTICS	WC	D	11/04/2001	10	0	10
144*	KOHM	BROWN	NARCOTICS	ED	D	11/14/2001	10	2	70
RENSSELAER									
1	MCGRATH	BRUNO	NARCOTICS	WC	D	10/28/2002	30	0	30
ROCKLAND									
1	RESNICK	BONGIORNO	NARCOTICS	WC,ED	D	09/27/2001	30	3	120
2	RESNICK	BONGIORNO	NARCOTICS	WC	D	11/02/2001	30	1	60
3	RESNICK	BONGIORNO	NARCOTICS	WC	D	11/08/2001	30	1	60
4	RESNICK	BONGIORNO	NARCOTICS	WC	D	12/07/2001	30	7	240
5	RESNICK	BONGIORNO	NARCOTICS	WC	D	01/28/2002	30	10	330
6	RESNICK	BONGIORNO	NARCOTICS	WS	B	03/08/2002	30	3	120
7	KELLY	BONGIORNO	NARCOTICS	WC	D	06/05/2002	30	0	30
8	ADLER	BONGIORNO	NARCOTICS	WC	D	06/11/2002	30	0	30
15*	RESNICK	BONGIORNO	NARCOTICS	WC	D	10/05/2001	30	0	30
16*	KELLY	BONGIORNO	NARCOTICS	WS	A	10/18/2001	30	0	30
SCHENECTADY									
1	EIDENS	CARNEY	GAMBLING	WS	H	12/06/2001	30	1	44
2	NOYE	CARNEY	GAMBLING	WC	D	03/07/2002	30	0	30
3	HOYE	CARNEY	GAMBLING	WC	D	09/06/2002	30	0	30
SUFFOLK									
1	GAZZILLO	CATTERSON	COERCION	WS	B	07/25/2001	30	8	270
2	GAZZILLO	CATTERSON	COERCION	WS	B	07/25/2001	30	8	270
3	GAZZILLO	CATTERSON	COERCION	WC	D	08/06/2001	30	8	270
4	GAZZILLO	CATTERSON	GAMBLING	WC	D	08/30/2001	30	7	240
5	GAZZILLO	CATTERSON	GAMBLING	OM	B	09/21/2001	30	6	210

<sup>1</sup> The prosecuting official authorized the filing of the application under provisions of the state's statute. (See Table 1 for this state's statutory citation.)

<sup>2</sup> Type: WS = Standard Telephone (Wire), WC = Cellular or Mobile Telephone (Wire), WO = Other (Wire), OM = Microphone (Oral), OO = Other (Oral), ED = Digital Pager (Electronic), EE = Computer or E-Mail (Electronic), EF = Fax Machine (Electronic), EO = Other (Electronic).

<sup>3</sup> Location: H = Personal Residence, B = Business, A = Public Area, D = Portable Device, O = Other Location, R = Roving (Relaxed Specification Order), N = Not Specified.

TABLE B-1  
STATE NEW YORK

CALENDAR YEAR 2002

REPORT BY PROSECUTORS OF COURT-AUTHORIZED INTERCEPTS OF WIRE, ORAL, OR ELECTRONIC COMMUNICATIONS  
PURSUANT TO 18 U.S.C. 2519

A.O. Number	Number Of Days in Oper- ation <sup>4</sup>	Average Inter- cepts per Day	Number of <sup>5</sup>			Costs		Number of						
			Persons Inter- cepted	Intercepts	Incrim- inating Intercepts	Total Cost in \$	Other Than Manpower in \$	Arrests	Trials	Motions to Suppress Intercepts <sup>6</sup>			Persons Con- victed	
										G	D	P		
QUEENS (CONTINUED)														
136*	27	19	15	500	300	5,400	2,700	RELATED TO NO. 9						
137*	27	21	20	575	415	RELATED TO NO. 136*		RELATED TO NO. 9						
138*	27	19	25	525	400	RELATED TO NO. 136*		RELATED TO NO. 9						
139*	60	2	NR	95	50	12,000	6,000	RELATED TO NO. 6						
140*	NI	-	-	-	-	-	-	-	-	-	-	-	-	
141*	28	76	15	2,140	280	5,600	2,800	RELATED TO NO. 9						
142*	28	22	18	630	560	RELATED TO NO. 141*		RELATED TO NO. 9						
143*	7	1	NR	4	NR	1,400	700	RELATED TO NO. 8						
144*	38	28	22	1,064	456	7,600	3,800	RELATED TO NO. 8						
RENSSELAER														
1	30	64	38	1,908	113	41,600	1,600	3	-	-	-	-	-	
ROCKLAND														
1	120	12	9	1,415	1,009	606,228	59,564	47	-	-	-	-	31	
2	60	-	NR	16	NR	RELATED TO NO. 1		RELATED TO NO. 1						
3	56	32	14	1,780	1,512	RELATED TO NO. 1		RELATED TO NO. 1						
4	240	43	259	10,306	7,729	RELATED TO NO. 1		RELATED TO NO. 1						
5	323	4	21	1,418	1,309	RELATED TO NO. 1		RELATED TO NO. 1						
6	98	61	29	5,934	3,264	RELATED TO NO. 1		RELATED TO NO. 1						
7	14	2	2	21	7	RELATED TO NO. 1		RELATED TO NO. 1						
8	15	30	6	457	430	RELATED TO NO. 1		RELATED TO NO. 1						
15*	21	7	5	153	79	RELATED TO NO. 1		RELATED TO NO. 1						
16*	28	350	76	9,802	67	RELATED TO NO. 1		RELATED TO NO. 1						
SCHENECTADY														
1	36	137	6	4,938	4,550	105,500	5,500	12	-	-	-	-	11	
2	28	37	3	1,034	822	49,000	8,000	-	-	-	-	-	-	
3	28	74	26	2,069	1,655	61,500	1,500	9	-	-	-	-	2	
SUFFOLK														
1	250	8	15	2,000	50	78,807	17,600	-	-	-	-	-	-	
2	250	15	15	3,750	150	RELATED TO NO. 1		-	-	-	-	-	-	
3	235	30	100	7,000	6,000	RELATED TO NO. 1		-	-	-	-	-	-	
4	211	7	30	1,500	1,000	140,616	2,200	-	-	-	-	-	-	
5	193	-	2	6	3	30,832	-	-	-	-	-	-	-	

<sup>4</sup> NI indicates never installed. I indicates installed but never used. NP indicates no prosecutor's report.

<sup>5</sup> NR indicates not reported or could not be determined.

<sup>6</sup> Motions: G = Granted, D = Denied, P = Pending.

\*This wiretap was terminated during 2001, but was not reported at that time because it was part of an ongoing investigation.

\*\* This wiretap was terminated during 2000 or earlier, but was not reported at that time because it was part of an ongoing investigation.

**TABLE B-1**  
**STATE NEW YORK**

**CALENDAR YEAR 2002**

**REPORT BY JUDGES OF COURT-AUTHORIZED INTERCEPTS OF WIRE, ORAL, OR ELECTRONIC COMMUNICATIONS  
PURSUANT TO 18 U.S.C. 2519**

A.O. Number	Authorizing Official		Offense Specified	Intercept		Date of Application	Authorized Length		
	Judge	Prosecutor <sup>1</sup>		Type <sup>2</sup>	Location <sup>3</sup>		Original Order (Days)	Number of Extensions	Total Length (Days)
SUFFOLK (CONTINUED)									
6	GAZZILLO	CATTERSON	COERCION	OM	B	10/19/2001	30	3	120
7	GAZZILLO	CATTERSON	COERCION	OM	O	12/27/2001	30	2	90
8	SCHMIDT	SPOTA	GAMBLING	WS	H	01/17/2002	30	0	30
9	SCHMIDT	SPOTA	GAMBLING	WS	H	01/17/2002	30	0	30
10	SCHMIDT	SPOTA	GAMBLING	WS	H	01/17/2002	30	0	30
11	SCHMIDT	SPOTA	GAMBLING	WS	H	01/17/2002	30	0	30
12	SCHMIDT	SPOTA	GAMBLING	WS	H	01/17/2002	30	0	30
13	SCHMIDT	SPOTA	GAMBLING	WS	H	01/17/2002	30	0	30
14	BAISLEY	SPOTA	NARCOTICS	WC	D	02/22/2002	30	0	30
15	BAISLEY	SPOTA	NARCOTICS	WS	H	02/22/2002	30	1	60
16	BAISLEY	BUONORA	NARCOTICS	WC	D	03/01/2002	30	2	90
17	DOYLE	SPOTA	NARCOTICS	WC	D	03/22/2002	30	0	30
18	GAZZILLO	SPOTA	MURDER	WS	H	03/26/2002	30	0	30
19	HUDSON	SPOTA	NARCOTICS	WC	D	05/31/2002	30	3	120
20	HUDSON	SPOTA	NARCOTICS	WS	H	05/31/2002	30	3	120
21	DOYLE	SPOTA	NARCOTICS	WS	H	07/22/2002	30	1	60
22	DOYLE	SPOTA	NARCOTICS	WC	D	07/22/2002	30	1	60
23	DOYLE	SPOTA	NARCOTICS	WC	D	07/22/2002	30	1	60
24	GAZZILLO	SPOTA	COERCION	WC	D	07/25/2002	30	1	60
25	GAZZILLO	SPOTA	USURY	WC	D	08/20/2002	30	2	90
26	HUDSON	SPOTA	NARCOTICS	WC	D	08/20/2002	30	0	30
27	GAZZILLO	SPOTA	USURY	WC	D	08/30/2002	30	0	30
28	GAZZILLO	SPOTA	COERCION	ED	D	09/11/2002	30	1	60
29	GAZZILLO	SPOTA	GAMBLING	OM	H	10/04/2002	30	0	30
30	GAZZILLO	SPOTA	USURY	WC	D	10/17/2002	30	0	30
31	MULLEN	SPOTA	NARCOTICS	WC	D	11/13/2002	30	0	30
32	MULLEN	SPOTA	NARCOTICS	WC	D	11/13/2002	30	0	30
33	MULLEN	SPOTA	NARCOTICS	WC	D	11/13/2002	30	0	30
34	MULLEN	SPOTA	NARCOTICS	WC	D	11/13/2002	30	0	30
35	MULLEN	SPOTA	NARCOTICS	WC	D	11/13/2002	30	0	30
36	MULLEN	SPOTA	NARCOTICS	WC	D	12/02/2002	30	0	30

<sup>1</sup> The prosecuting official authorized the filing of the application under provisions of the state's statute. (See Table 1 for this state's statutory citation.)

<sup>2</sup> Type: WS = Standard Telephone (Wire), WC = Cellular or Mobile Telephone (Wire), WO = Other (Wire), OM = Microphone (Oral), OO = Other (Oral), ED = Digital Pager (Electronic), EE = Computer or E-Mail (Electronic), EF = Fax Machine (Electronic), EO = Other (Electronic).

<sup>3</sup> Location: H = Personal Residence, B = Business, A = Public Area, D = Portable Device, O = Other Location, R = Roving (Relaxed Specification Order), N = Not Specified.

TABLE B-1  
STATE NEW YORK

CALENDAR YEAR 2002

REPORT BY PROSECUTORS OF COURT-AUTHORIZED INTERCEPTS OF WIRE, ORAL, OR ELECTRONIC COMMUNICATIONS  
PURSUANT TO 18 U.S.C. 2519

A.O. Number	Number Of Days in Oper- ation <sup>4</sup>	Average Inter- cepts per Day	Number of <sup>5</sup>			Costs		Number of					
			Persons Inter- cepted	Intercepts	Incrim- inating Intercepts	Total Cost in \$	Other Than Manpower in \$	Arrests	Trials	Motions to Suppress Intercepts <sup>6</sup>			Persons Con- victed
										G	D	P	
SUFFOLK (CONTINUED)													
6	113	-	-	-	-	RELATED TO NO. 5		-	-	-	-	-	-
7	82	-	7	25	23	RELATED TO NO. 5		-	-	-	-	-	-
8	14	39	29	542	538	29,828	6,000	8	-	-	-	-	8
9	13	63	87	814	813	RELATED TO NO. 8		RELATED TO NO. 8					
10	13	35	87	454	453	RELATED TO NO. 8		RELATED TO NO. 8					
11	3	38	22	115	115	RELATED TO NO. 8		RELATED TO NO. 8					
12	3	69	23	206	206	RELATED TO NO. 8		RELATED TO NO. 8					
13	3	78	15	235	235	RELATED TO NO. 8		RELATED TO NO. 8					
14	26	11	13	282	12	50,711	3,350	10	-	-	-	-	7
15	56	25	32	1,414	58	97,423	2,700	RELATED TO NO. 14					
16	78	44	41	3,462	353	390,325	5,700	RELATED TO NO. 14					
17	29	10	8	280	34	49,911	2,550	RELATED TO NO. 14					
18	10	53	7	531	NR	6,797	840	4	-	-	-	-	1
19	73	37	95	2,665	160	390,628	37,300	14	-	-	-	-	-
20	73	25	72	1,836	68	RELATED TO NO. 19		RELATED TO NO. 19					
21	58	30	110	1,763	55	RELATED TO NO. 19		RELATED TO NO. 19					
22	58	159	110	9,202	50	RELATED TO NO. 19		RELATED TO NO. 19					
23	58	209	160	12,094	155	RELATED TO NO. 19		RELATED TO NO. 19					
24	58	69	15	4,002	3,995	187,560	11,000	16	-	-	-	-	-
25	86	43	20	3,680	3,650	RELATED TO NO. 24		RELATED TO NO. 24					
26	28	104	120	2,921	186	RELATED TO NO. 19		RELATED TO NO. 19					
27	29	2	10	53	50	RELATED TO NO. 24		RELATED TO NO. 24					
28	30	-	NR	10	10	RELATED TO NO. 24		RELATED TO NO. 24					
29	NI	-	-	-	-	-	-	-	-	-	-	-	-
30	29	-	2	2	NR	RELATED TO NO. 24		RELATED TO NO. 24					
31	24	82	69	1,967	373	405,989	45,989	4	-	-	-	-	-
32	24	4	31	96	3	RELATED TO NO. 31		RELATED TO NO. 31					
33	24	11	32	272	19	RELATED TO NO. 31		RELATED TO NO. 31					
34	24	32	60	761	137	RELATED TO NO. 31		RELATED TO NO. 31					
35	24	62	57	1,492	220	RELATED TO NO. 31		RELATED TO NO. 31					
36	4	111	53	443	94	RELATED TO NO. 31		RELATED TO NO. 31					

<sup>4</sup> NI indicates never installed. I indicates installed but never used. NP indicates no prosecutor's report.

<sup>5</sup> NR indicates not reported or could not be determined.

<sup>6</sup> Motions: G = Granted, D = Denied, P = Pending.

\*This wiretap was terminated during 2001, but was not reported at that time because it was part of an ongoing investigation.

\*\* This wiretap was terminated during 2000 or earlier, but was not reported at that time because it was part of an ongoing investigation.

TABLE B-1  
STATE NEW YORK

CALENDAR YEAR 2002

REPORT BY JUDGES OF COURT-AUTHORIZED INTERCEPTS OF WIRE, ORAL, OR ELECTRONIC COMMUNICATIONS  
PURSUANT TO 18 U.S.C. 2519

A.O. Number	Authorizing Official		Offense Specified	Intercept		Date of Application	Authorized Length		
	Judge	Prosecutor <sup>1</sup>		Type <sup>2</sup>	Location <sup>3</sup>		Original Order (Days)	Number of Extensions	Total Length (Days)
WESTCHESTER									
1	LANGE	PIRRO	NARCOTICS	WC	D	09/05/2001	30	4	148
2	LANGE	PIRRO	NARCOTICS	WC	D	11/08/2001	30	1	59
3	LANGE	PIRRO	NARCOTICS	WC	D	11/20/2001	17	2	75
4	ADLER	PIRRO	GAMBLING	WS	H	12/20/2001	30	2	90
5	ADLER	PIRRO	GAMBLING	WS	H	12/20/2001	30	2	90
6	ADLER	PIRRO	GAMBLING	WC	D	01/25/2002	30	0	30
7	ADLER	PIRRO	GAMBLING	WS	H	01/25/2002	30	1	60
8	ADLER	PIRRO	GAMBLING	WS	H	01/25/2002	30	0	30
9	ADLER	PIRRO	GAMBLING	WS	H	01/25/2002	30	0	30
10	ADLER	PIRRO	GAMBLING	WC	D	02/22/2002	30	2	90
11	ADLER	PIRRO	GAMBLING	WC	D	03/27/2002	30	2	90
12	ADLER	PIRRO	GAMBLING	WC	D	06/17/2002	30	0	30
13	ANGIOLILLO	PIRRO	LARCENY	OM	O	06/28/2002	30	0	30
44*	LANGE	PIRRO	NARCOTICS	WC	D	09/05/2001	30	2	90
45*	LANGE	PIRRO	NARCOTICS	WC	D	10/05/2001	30	0	30

<sup>1</sup> The prosecuting official authorized the filing of the application under provisions of the state's statute. (See Table 1 for this state's statutory citation.)

<sup>2</sup> Type: WS = Standard Telephone (Wire), WC = Cellular or Mobile Telephone (Wire), WO = Other (Wire), OM = Microphone (Oral), OO = Other (Oral), ED = Digital Pager (Electronic), EE = Computer or E-Mail (Electronic), EF = Fax Machine (Electronic), EO = Other (Electronic).

<sup>3</sup> Location: H = Personal Residence, B = Business, A = Public Area, D = Portable Device, O = Other Location, R = Roving (Relaxed Specification Order), N = Not Specified.

TABLE B-1  
STATE NEW YORK

CALENDAR YEAR 2002

REPORT BY PROSECUTORS OF COURT-AUTHORIZED INTERCEPTS OF WIRE, ORAL, OR ELECTRONIC COMMUNICATIONS  
PURSUANT TO 18 U.S.C. 2519

A.O. Number	Number Of Days in Oper- ation <sup>4</sup>	Average Inter- cepts per Day	Number of <sup>5</sup>			Costs		Number of						
			Persons Inter- cepted	Intercepts	Incrim- inating Intercepts	Total Cost in \$	Other Than Manpower in \$	Arrests	Trials	Motions to Suppress Intercepts <sup>6</sup>			Persons Con- victed	
										G	D	P		
WESTCHESTER														
1	115	16	41	1,856	155	135,770	35,770	4	-	-	-	-	-	4
2	56	23	28	1,291	23	RELATED TO NO. 1		RELATED TO NO. 1						
3	50	40	11	2,011	184	RELATED TO NO. 1		RELATED TO NO. 1						
4	28	48	189	1,330	1,197	5,910	870	-	-	-	-	-	-	-
5	51	45	197	2,296	2,065	10,050	870	-	-	-	-	-	-	-
6	8	5	5	37	28	7,600	1,840	-	-	-	-	-	-	-
7	55	50	116	2,757	2,482	10,650	750	-	-	-	-	-	-	-
8	I	-	-	-	-	690	690	-	-	-	-	-	-	-
9	I	-	-	-	-	RELATED TO NO. 8		-	-	-	-	-	-	-
10	67	36	82	2,382	1,390	50,043	1,803	-	-	-	-	-	-	-
11	87	34	181	2,975	1,163	64,470	1,830	-	-	-	-	-	-	-
12	30	11	40	337	132	24,230	2,630	-	-	-	-	-	-	-
13	24	-	-	-	-	26,492	572	-	-	-	-	-	-	-
44*	84	5	9	445	14	RELATED TO NO. 1		RELATED TO NO. 1						
45*	30	1	2	43	2	RELATED TO NO. 1		RELATED TO NO. 1						

<sup>4</sup> NI indicates never installed. I indicates installed but never used. NP indicates no prosecutor's report.

<sup>5</sup> NR indicates not reported or could not be determined.

<sup>6</sup> Motions: G = Granted, D = Denied, P = Pending.

\*This wiretap was terminated during 2001, but was not reported at that time because it was part of an ongoing investigation.

\*\* This wiretap was terminated during 2000 or earlier, but was not reported at that time because it was part of an ongoing investigation.

TABLE B-1  
STATE NORTH CAROLINA

CALENDAR YEAR 2002

REPORT BY JUDGES OF COURT-AUTHORIZED INTERCEPTS OF WIRE, ORAL, OR ELECTRONIC COMMUNICATIONS  
PURSUANT TO 18 U.S.C. 2519

A.O. Number	Authorizing Official		Offense Specified	Intercept		Date of Application	Authorized Length		
	Judge	Prosecutor <sup>1</sup>		Type <sup>2</sup>	Location <sup>3</sup>		Original Order (Days)	Number of Extensions	Total Length (Days)
STATE ATTORNEY GENERAL									
1	CASHWELL	WATTERS	KIDNAPPING	OM	H	09/30/2002	1	0	1

<sup>1</sup> The prosecuting official authorized the filing of the application under provisions of the state's statute. (See Table 1 for this state's statutory citation.)

<sup>2</sup> Type: WS = Standard Telephone (Wire), WC = Cellular or Mobile Telephone (Wire), WO = Other (Wire), OM = Microphone (Oral), OO = Other (Oral), ED = Digital Pager (Electronic), EE = Computer or E-Mail (Electronic), EF = Fax Machine (Electronic), EO = Other (Electronic).

<sup>3</sup> Location: H = Personal Residence, B = Business, A = Public Area, D = Portable Device, O = Other Location, R = Roving (Relaxed Specification Order), N = Not Specified.

TABLE B-1

STATE NORTH CAROLINA

CALENDAR YEAR 2002

**REPORT BY PROSECUTORS OF COURT-AUTHORIZED INTERCEPTS OF WIRE, ORAL, OR ELECTRONIC COMMUNICATIONS  
PURSUANT TO 18 U.S.C. 2519**

A.O. Number	Number Of Days in Oper- ation <sup>4</sup>	Average Inter- cepts per Day	Number of <sup>5</sup>			Costs		Number of					
			Persons Inter- cepted	Intercepts	Incrim- inating Intercepts	Total Cost in \$	Other Than Manpower in \$	Arrests	Trials	Motions to Suppress Intercepts <sup>6</sup>			Persons Con- victed
										G	D	P	
STATE ATTORNEY GENERAL													
1	1	16	2	16	2	448	10	1	-	-	-	-	-

<sup>4</sup> NI indicates never installed. I indicates installed but never used. NP indicates no prosecutor's report.

<sup>5</sup> NR indicates not reported or could not be determined.

<sup>6</sup> Motions: G = Granted, D = Denied, P = Pending.

\*This wiretap was terminated during 2001, but was not reported at that time because it was part of an ongoing investigation.

\*\* This wiretap was terminated during 2000 or earlier, but was not reported at that time because it was part of an ongoing investigation.



REPORT BY JUDGES OF COURT-AUTHORIZED INTERCEPTS OF WIRE, ORAL, OR ELECTRONIC COMMUNICATIONS  
PURSUANT TO 18 U.S.C. 2519

A.O. Number	Authorizing Official		Offense Specified	Intercept		Date of Application	Authorized Length		
	Judge	Prosecutor <sup>1</sup>		Type <sup>2</sup>	Location <sup>3</sup>		Original Order (Days)	Number of Extensions	Total Length (Days)
LORAIN									
1	GLAVAS	WHITE	NARCOTICS	WS,WC	H,D	05/24/2002	30	1	42

<sup>1</sup> The prosecuting official authorized the filing of the application under provisions of the state's statute. (See Table 1 for this state's statutory citation.)

<sup>2</sup> Type: WS = Standard Telephone (Wire), WC = Cellular or Mobile Telephone (Wire), WO = Other (Wire), OM = Microphone (Oral), OO = Other (Oral), ED = Digital Pager (Electronic), EE = Computer or E-Mail (Electronic), EF = Fax Machine (Electronic), EO = Other (Electronic).

<sup>3</sup> Location: H = Personal Residence, B = Business, A = Public Area, D = Portable Device, O = Other Location, R = Roving (Relaxed Specification Order), N = Not Specified.

TABLE B-1  
STATE OHIO

CALENDAR YEAR 2002

REPORT BY PROSECUTORS OF COURT-AUTHORIZED INTERCEPTS OF WIRE, ORAL, OR ELECTRONIC COMMUNICATIONS  
PURSUANT TO 18 U.S.C. 2519

A.O. Number	Number Of Days in Oper- ation <sup>4</sup>	Average Inter- cepts per Day	Number of <sup>5</sup>			Costs		Number of					
			Persons Inter- cepted	Intercepts	Incrim- inating Intercepts	Total Cost in \$	Other Than Manpower in \$	Arrests	Trials	Motions to Suppress Intercepts <sup>6</sup>			Persons Con- victed
										G	D	P	
LORAIN													
1	41	142	142	5,835	174	55,000	7,000	12	-	-	-	-	-

<sup>4</sup> NI indicates never installed. I indicates installed but never used. NP indicates no prosecutor's report.

<sup>5</sup> NR indicates not reported or could not be determined.

<sup>6</sup> Motions: G = Granted, D = Denied, P = Pending.

\*This wiretap was terminated during 2001, but was not reported at that time because it was part of an ongoing investigation.

\*\* This wiretap was terminated during 2000 or earlier, but was not reported at that time because it was part of an ongoing investigation.

TABLE B-1  
STATE OKLAHOMA

CALENDAR YEAR 2002

REPORT BY JUDGES OF COURT-AUTHORIZED INTERCEPTS OF WIRE, ORAL, OR ELECTRONIC COMMUNICATIONS  
PURSUANT TO 18 U.S.C. 2519

A.O. Number	Authorizing Official		Offense Specified	Intercept		Date of Application	Authorized Length		
	Judge	Prosecutor <sup>1</sup>		Type <sup>2</sup>	Location <sup>3</sup>		Original Order (Days)	Number of Extensions	Total Length (Days)
COMANCHE									
1	JOHNSON	SCHULTE	NARCOTICS	WS	H	04/03/2002	30	1	60
2	JOHNSON	SCHULTE	NARCOTICS	WC	D	04/23/2002	30	0	30

<sup>1</sup> The prosecuting official authorized the filing of the application under provisions of the state's statute. (See Table 1 for this state's statutory citation.)

<sup>2</sup> Type: WS = Standard Telephone (Wire), WC = Cellular or Mobile Telephone (Wire), WO = Other (Wire), OM = Microphone (Oral), OO = Other (Oral), ED = Digital Pager (Electronic), EE = Computer or E-Mail (Electronic), EF = Fax Machine (Electronic), EO = Other (Electronic).

<sup>3</sup> Location: H = Personal Residence, B = Business, A = Public Area, D = Portable Device, O = Other Location, R = Roving (Relaxed Specification Order), N = Not Specified.

TABLE B-1  
STATE OKLAHOMA

CALENDAR YEAR 2002

REPORT BY PROSECUTORS OF COURT-AUTHORIZED INTERCEPTS OF WIRE, ORAL, OR ELECTRONIC COMMUNICATIONS  
PURSUANT TO 18 U.S.C. 2519

A.O. Number	Number Of Days in Oper- ation <sup>4</sup>	Average Inter- cepts per Day	Number of <sup>5</sup>			Costs		Number of					
			Persons Inter- cepted	Intercepts	Incrim- inating Intercepts	Total Cost in \$	Other Than Manpower in \$	Arrests	Trials	Motions to Suppress Intercepts <sup>6</sup>			Persons Con- victed
										G	D	P	
COMANCHE													
1	41	49	375	2,010	80	236,764	26,400	9	-	-	-	-	7
2	21	16	61	326	60	RELATED TO NO. 1		RELATED TO NO. 1					

<sup>4</sup> NI indicates never installed. I indicates installed but never used. NP indicates no prosecutor's report.

<sup>5</sup> NR indicates not reported or could not be determined.

<sup>6</sup> Motions: G = Granted, D = Denied, P = Pending.

\*This wiretap was terminated during 2001, but was not reported at that time because it was part of an ongoing investigation.

\*\* This wiretap was terminated during 2000 or earlier, but was not reported at that time because it was part of an ongoing investigation.

TABLE B-1  
STATE PENNSYLVANIA

CALENDAR YEAR 2002

REPORT BY JUDGES OF COURT-AUTHORIZED INTERCEPTS OF WIRE, ORAL, OR ELECTRONIC COMMUNICATIONS  
PURSUANT TO 18 U.S.C. 2519

A.O. Number	Authorizing Official		Offense Specified	Intercept		Date of Application	Authorized Length		
	Judge	Prosecutor <sup>1</sup>		Type <sup>2</sup>	Location <sup>3</sup>		Original Order (Days)	Number of Extensions	Total Length (Days)
ALLEGHENY									
1	MELVIN	ZAPPALA	NARCOTICS	WC	D	03/06/2002	30	1	47
2	MELVIN	ZAPPALA	NARCOTICS	WC	D	03/18/2002	30	1	40
3	MELVIN	ZAPPALA	NARCOTICS	WC	D	04/12/2002	7	0	7
4	MELVIN	ZAPPALA	NARCOTICS	WC	D	04/12/2002	17	0	17
5	MELVIN	ZAPPALA	NARCOTICS	WC	D	04/22/2002	9	0	9
6	MELVIN	ZAPPALA	NARCOTICS	WC	D	04/22/2002	9	0	9
BERKS									
1	OLSZEWSKI	BALDWIN	NARCOTICS	WS	H	12/17/2001	30	0	30
2	OLSZEWSKI	BALDWIN	NARCOTICS	ED	D	12/17/2001	30	0	30
3	OLSZEWSKI	BALDWIN	NARCOTICS	WC	D	01/09/2002	30	1	52
4	OLSZEWSKI	BALDWIN	NARCOTICS	WS	H	02/04/2002	30	0	30
5	BECK	BALDWIN	GAMBLING	WS	H	03/06/2002	30	0	30
6	BECK	BALDWIN	GAMBLING	WS	H	03/06/2002	30	0	30
7	BECK	BALDWIN	GAMBLING	WC	D	03/07/2002	30	0	30
8	BECK	BALDWIN	GAMBLING	WS	H	03/22/2002	17	0	17
9	BECK	BALDWIN	GAMBLING	WS	H	03/22/2002	17	0	17
10	BECK	BALDWIN	GAMBLING	WS	H	03/22/2002	17	0	17
11	BECK	BALDWIN	GAMBLING	WS	H	03/22/2002	17	0	17
12	GRACI	BALDWIN	NARCOTICS	WC	D	11/18/2002	30	0	30
13	GRACI	BALDWIN	NARCOTICS	WC	D	11/25/2002	30	0	30
BLAIR									
1	MUSMANNO	GORMAN	MURDER	WS	H	04/12/2002	30	0	30
CHESTER									
1	CAVANAUGH	CARROLL	NARCOTICS	WC	D	01/28/2002	30	0	30
2	CAVANAUGH	CARROLL	NARCOTICS	WC	D	02/12/2002	30	2	90
3	CAVANAUGH	CARROLL	NARCOTICS	WC	D	02/19/2002	30	0	30
4	CAVANAUGH	CARROLL	NARCOTICS	WC	D	03/01/2002	30	0	30
5	CAVANAUGH	CARROLL	MURDER	WC	D	03/11/2002	30	0	30
6	CAVANAUGH	CARROLL	NARCOTICS	WC	D	03/11/2002	30	0	30
7	CAVANAUGH	CARROLL	NARCOTICS	WC	D	03/11/2002	30	1	60
8	CAVANAUGH	CARROLL	MURDER	WC	D	03/11/2002	30	0	30

<sup>1</sup> The prosecuting official authorized the filing of the application under provisions of the state's statute. (See Table 1 for this state's statutory citation.)

<sup>2</sup> Type: WS = Standard Telephone (Wire), WC = Cellular or Mobile Telephone (Wire), WO = Other (Wire), OM = Microphone (Oral), OO = Other (Oral), ED = Digital Pager (Electronic), EE = Computer or E-Mail (Electronic), EF = Fax Machine (Electronic), EO = Other (Electronic).

<sup>3</sup> Location: H = Personal Residence, B = Business, A = Public Area, D = Portable Device, O = Other Location, R = Roving (Relaxed Specification Order), N = Not Specified.

TABLE B-1  
PENNSYLVANIA

CALENDAR YEAR 2002

REPORT BY PROSECUTORS OF COURT-AUTHORIZED INTERCEPTS OF WIRE, ORAL, OR ELECTRONIC COMMUNICATIONS  
PURSUANT TO 18 U.S.C. 2519

A.O. Number	Number Of Days in Oper- ation <sup>4</sup>	Average Inter- cepts per Day	Number of <sup>5</sup>			Costs		Number of					
			Persons Inter- cepted	Intercepts	Incrim- inating Intercepts	Total Cost in \$	Other Than Manpower in \$	Arrests	Trials	Motions to Suppress Intercepts <sup>6</sup>			Persons Con- victed
										G	D	P	
ALLEGHENY													
1	47	9	18	400	45	RELATED TO NO. 6		RELATED TO NO. 6					
2	40	31	24	1,224	299	RELATED TO NO. 6		RELATED TO NO. 6					
3	7	18	16	126	7	RELATED TO NO. 6		RELATED TO NO. 6					
4	17	32	16	536	98	RELATED TO NO. 6		RELATED TO NO. 6					
5	8	31	20	245	44	RELATED TO NO. 6		RELATED TO NO. 6					
6	8	6	5	45	2	454,937	59,177	22	-	-	-	-	-
BERKS													
1	27	121	58	3,256	105	200,731	8,000	15	-	-	-	-	9
2	25	7	13	163	NR	RELATED TO NO. 1		RELATED TO NO. 1					
3	51	46	36	2,348	206	RELATED TO NO. 1		RELATED TO NO. 1					
4	30	45	30	1,345	105	RELATED TO NO. 1		RELATED TO NO. 1					
5	18	113	67	2,027	1,566	162,891	5,000	21	-	-	-	-	20
6	13	12	20	157	35	RELATED TO NO. 5		RELATED TO NO. 5					
7	13	11	30	147	40	RELATED TO NO. 5		RELATED TO NO. 5					
8	17	34	33	571	324	RELATED TO NO. 5		RELATED TO NO. 5					
9	17	18	16	308	190	RELATED TO NO. 5		RELATED TO NO. 5					
10	17	113	181	1,913	549	RELATED TO NO. 5		RELATED TO NO. 5					
11	17	64	74	1,095	185	RELATED TO NO. 5		RELATED TO NO. 5					
12	20	50	52	1,009	303	60,317	3,241	6	-	-	-	-	-
13	13	41	46	528	164	RELATED TO NO. 12		RELATED TO NO. 12					
BLAIR													
1	7	24	27	165	23	20,000	5,000	-	-	-	-	-	-
CHESTER													
1	19	5	41	93	44	340,489	6,595	12	-	-	-	-	1
2	86	7	47	640	192	RELATED TO NO. 1		RELATED TO NO. 1					
3	8	3	15	26	8	RELATED TO NO. 1		-	-	-	-	-	-
4	1	-	-	-	-	RELATED TO NO. 1		-	-	-	-	-	-
5	NP	-	-	-	-	-	-	-	-	-	-	-	-
6	23	14	19	331	11	RELATED TO NO. 1		-	-	-	-	-	-
7	58	22	47	1,283	239	RELATED TO NO. 1		RELATED TO NO. 1					
8	2	6	11	11	1	3,595	600	1	-	-	-	-	-

<sup>4</sup> NI indicates never installed. I indicates installed but never used. NP indicates no prosecutor's report.

<sup>5</sup> NR indicates not reported or could not be determined.

<sup>6</sup> Motions: G = Granted, D = Denied, P = Pending.

\*This wiretap was terminated during 2001, but was not reported at that time because it was part of an ongoing investigation.

\*\* This wiretap was terminated during 2000 or earlier, but was not reported at that time because it was part of an ongoing investigation.

TABLE B-1  
STATE PENNSYLVANIA

CALENDAR YEAR 2002

REPORT BY JUDGES OF COURT-AUTHORIZED INTERCEPTS OF WIRE, ORAL, OR ELECTRONIC COMMUNICATIONS  
PURSUANT TO 18 U.S.C. 2519

A.O. Number	Authorizing Official		Offense Specified	Intercept		Date of Application	Authorized Length		
	Judge	Prosecutor <sup>1</sup>		Type <sup>2</sup>	Location <sup>3</sup>		Original Order (Days)	Number of Extensions	Total Length (Days)
CHESTER (CONTINUED)									
9	CAVANAUGH	CARROLL	NARCOTICS	WC	D	04/03/2002	30	0	30
10	CAVANAUGH	CARROLL	NARCOTICS	WC	D	04/23/2002	30	0	30
ELK									
1	ROOF	KRAUS	NARCOTICS	OM	H	04/05/2002	30	0	30
LANCASTER									
1	GEORGELIS	TOTARO	NARCOTICS	OM	H	01/22/2002	30	0	30
2	GEORGELIS	TOTARO	NARCOTICS	OM	H	07/18/2002	30	0	30
3	GEORGELIS	TOTARO	NARCOTICS	OM	B	09/11/2002	30	2	90
LEHIGH									
1	MCEWEN	MARTIN	OTHER	OM	O	12/12/2001	30	1	60
LUZERNE									
1	STEVENS	LUPAS	GAMBLING	WS	H	01/07/2002	30	0	30
2	STEVENS	LUPAS	GAMBLING	WS	B	01/22/2002	30	0	30
MONROE									
1	VICAN	MANCUSO	MURDER	OM	H,B,D	03/04/2002	20	0	20
MONTGOMERY									
1	CAVANAUGH	FERMAN	MURDER	OM	O	01/02/2002	30	0	30
2	BECK	CASTOR	NARCOTICS	WS	H	01/18/2002	30	0	30
3	BECK	CASTOR	NARCOTICS	OM	H	01/18/2002	30	0	30
4	BECK	CASTOR	NARCOTICS	OM	H	01/18/2002	30	0	30
5	STEVENS	FERMAN	NARCOTICS	OM	B	02/11/2002	30	2	90
6	STEVENS	FERMAN	NARCOTICS	WC	D	03/06/2002	30	1	60
7	STEVENS	FERMAN	NARCOTICS	WC	D	03/06/2002	30	0	30
8	STEVENS	FERMAN	NARCOTICS	WC	D	03/15/2002	30	1	60
9	MCEWEN	CASTOR	NARCOTICS	WC,ED	D	05/31/2002	30	0	30
10	MCEWEN	CASTOR	NARCOTICS	WC,ED	D	05/31/2002	30	0	30
11	MCEWEN	CASTOR	NARCOTICS	WC,ED	D	05/31/2002	30	0	30
12	MCEWEN	CASTOR	NARCOTICS	WC	D	07/12/2002	30	0	30
13	MCEWEN	CASTOR	NARCOTICS	WS	H	07/12/2002	30	0	30
14	MCEWEN	CASTOR	NARCOTICS	OM	H	07/12/2002	30	0	30
15	MCEWEN	CASTOR	NARCOTICS	OM	H	07/12/2002	30	0	30
16	KLEIN	CASTOR	NARCOTICS	WS,WC	H,D	11/27/2002	30	0	30
17	KLEIN	CASTOR	NARCOTICS	WS,WC	H,D	11/27/2002	30	0	30

<sup>1</sup> The prosecuting official authorized the filing of the application under provisions of the state's statute. (See Table 1 for this state's statutory citation.)

<sup>2</sup> Type: WS = Standard Telephone (Wire), WC = Cellular or Mobile Telephone (Wire), WO = Other (Wire), OM = Microphone (Oral), OO = Other (Oral), ED = Digital Pager (Electronic), EE = Computer or E-Mail (Electronic), EF = Fax Machine (Electronic), EO = Other (Electronic).

<sup>3</sup> Location: H = Personal Residence, B = Business, A = Public Area, D = Portable Device, O = Other Location, R = Roving (Relaxed Specification Order), N = Not Specified.

TABLE B-1  
STATE PENNSYLVANIA

CALENDAR YEAR 2002

REPORT BY PROSECUTORS OF COURT-AUTHORIZED INTERCEPTS OF WIRE, ORAL, OR ELECTRONIC COMMUNICATIONS  
PURSUANT TO 18 U.S.C. 2519

A.O. Number	Number Of Days in Oper- ation <sup>4</sup>	Average Inter- cepts per Day	Number of <sup>5</sup>			Costs		Number of					
			Persons Inter- cepted	Intercepts	Incrim- inating Intercepts	Total Cost in \$	Other Than Manpower in \$	Arrests	Trials	Motions to Suppress Intercepts <sup>6</sup>			Persons Con- victed
										G	D	P	
CHESTER (CONTINUED)													
9	30	4	13	111	73	RELATED TO NO. 1		RELATED TO NO. 1					
10	15	50	23	756	334	RELATED TO NO. 1		RELATED TO NO. 1					
ELK													
1	NP	-	-	-	-	-	-	-	-	-	-	-	-
LANCASTER													
1	NP	-	-	-	-	-	-	-	-	-	-	-	-
2	NP	-	-	-	-	-	-	-	-	-	-	-	-
3	NP	-	-	-	-	-	-	-	-	-	-	-	-
LEHIGH													
1	NP	-	-	-	-	-	-	-	-	-	-	-	-
LUZERNE													
1	29	134	91	3,897	2,476	111,488	200	6	-	-	-	-	5
2	13	21	8	271	82	RELATED TO NO. 1		RELATED TO NO. 1					
MONROE													
1	NP	-	-	-	-	-	-	-	-	-	-	-	-
MONTGOMERY													
1	7	1	1	7	1	2,908	10	2	1	-	-	-	1
2	NI	-	-	-	-	-	-	-	-	-	-	-	-
3	NI	-	-	-	-	-	-	-	-	-	-	-	-
4	NI	-	-	-	-	-	-	-	-	-	-	-	-
5	56	15	34	840	186	397,149	3,665	10	1	-	-	5	1
6	41	27	33	1,121	95	RELATED TO NO. 5		RELATED TO NO. 5					
7	6	5	12	29	-	RELATED TO NO. 5		-	-	-	-	-	-
8	32	25	213	798	53	RELATED TO NO. 5		RELATED TO NO. 5					
9	15	98	58	1,464	336	67,400	950	16	-	-	-	-	-
10	15	98	58	1,464	336	RELATED TO NO. 9		RELATED TO NO. 9					
11	15	98	58	1,464	336	RELATED TO NO. 9		RELATED TO NO. 9					
12	NI	-	-	-	-	-	-	-	-	-	-	-	-
13	NI	-	-	-	-	-	-	-	-	-	-	-	-
14	NI	-	-	-	-	-	-	-	-	-	-	-	-
15	NI	-	-	-	-	-	-	-	-	-	-	-	-
16	8	44	121	351	21	39,353	1,000	2	-	-	-	-	-
17	8	44	121	351	21	RELATED TO NO. 16		RELATED TO NO. 16					

<sup>4</sup> NI indicates never installed. I indicates installed but never used. NP indicates no prosecutor's report.

<sup>5</sup> NR indicates not reported or could not be determined.

<sup>6</sup> Motions: G = Granted, D = Denied, P = Pending.

\*This wiretap was terminated during 2001, but was not reported at that time because it was part of an ongoing investigation.

\*\* This wiretap was terminated during 2000 or earlier, but was not reported at that time because it was part of an ongoing investigation.



TABLE B-1  
STATE PENNSYLVANIA

CALENDAR YEAR 2002

REPORT BY JUDGES OF COURT-AUTHORIZED INTERCEPTS OF WIRE, ORAL, OR ELECTRONIC COMMUNICATIONS  
PURSUANT TO 18 U.S.C. 2519

A.O. Number	Authorizing Official		Offense Specified	Intercept		Date of Application	Authorized Length		
	Judge	Prosecutor <sup>1</sup>		Type <sup>2</sup>	Location <sup>3</sup>		Original Order (Days)	Number of Extensions	Total Length (Days)
STATE ATTORNEY GENERAL									
1	TODD	FISHER	NARCOTICS	WS	H	01/25/2002	30	0	30
2	ACKERMAN	HELLEIN	NARCOTICS	WC	D	02/21/2002	30	5	180
3	KELLY	FISHER	OTHER	OM	B	02/21/2002	30	0	30
4	JOYCE	FISHER	RACKETEERING	WC	D	03/05/2002	30	0	30
5	JOYCE	FISHER	RACKETEERING	WC	D	03/29/2002	30	0	30
6	MONTEMURO	FISHER	NARCOTICS	WC	D	06/28/2002	30	0	30
7	HUDOCK	FISHER	NARCOTICS	WC	D	07/15/2002	30	0	30
8	MONTEMURO	FISHER	NARCOTICS	WC	D	07/17/2002	30	0	30
9	STEVENS	FISHER	NARCOTICS	WS,EO	H,D	08/09/2002	30	0	30
10	ELLIOTT	FISHER	NARCOTICS	WC	D	08/12/2002	30	0	30
11	STEVENS	FISHER	NARCOTICS	WC	D	09/08/2002	30	0	30
12	KLEIN	FISHER	NARCOTICS	WC	D	09/12/2002	30	0	30
13	KLEIN	FISHER	NARCOTICS	WC	D	09/12/2002	30	0	30
14	KLEIN	FISHER	NARCOTICS	WC	D	09/12/2002	30	0	30
15	STEVENS	FISHER	NARCOTICS	WS	H	09/19/2002	30	0	30
16	LALLY-GREEN	FISHER	NARCOTICS	WC	D	10/05/2002	30	0	30
17	STEVENS	FISHER	NARCOTICS	WC	D	10/11/2002	30	0	30
18	JOHNSON	FISHER	NARCOTICS	WS	H	10/28/2002	30	0	30
19	CAVANAUGH	PAPPERT	NARCOTICS	WC	D	11/12/2002	30	0	30
20	CAVANAUGH	PAPPERT	NARCOTICS	ED	D	11/12/2002	30	0	30
21	STEVENS	PAPPERT	NARCOTICS	WC	D	11/14/2002	30	0	30
22	JOHNSON	FISHER	NARCOTICS	WC	D	11/15/2002	30	0	30
23	JOHNSON	FISHER	NARCOTICS	WS	H	11/15/2002	30	0	30
24	CAVANAUGH	PAPPERT	NARCOTICS	WC	D	12/03/2002	30	0	30

<sup>1</sup> The prosecuting official authorized the filing of the application under provisions of the state's statute. (See Table 1 for this state's statutory citation.)

<sup>2</sup> Type: WS = Standard Telephone (Wire), WC = Cellular or Mobile Telephone (Wire), WO = Other (Wire), OM = Microphone (Oral), OO = Other (Oral), ED = Digital Pager (Electronic), EE = Computer or E-Mail (Electronic), EF = Fax Machine (Electronic), EO = Other (Electronic).

<sup>3</sup> Location: H = Personal Residence, B = Business, A = Public Area, D = Portable Device, O = Other Location, R = Roving (Relaxed Specification Order), N = Not Specified.

TABLE B-1  
STATE PENNSYLVANIA

CALENDAR YEAR 2002

REPORT BY PROSECUTORS OF COURT-AUTHORIZED INTERCEPTS OF WIRE, ORAL, OR ELECTRONIC COMMUNICATIONS  
PURSUANT TO 18 U.S.C. 2519

A.O. Number	Number Of Days in Oper- ation <sup>4</sup>	Average Inter- cepts per Day	Number of <sup>5</sup>			Costs		Number of					
			Persons Inter- cepted	Intercepts	Incrim- inating Intercepts	Total Cost in \$	Other Than Manpower in \$	Arrests	Trials	Motions to Suppress Intercepts <sup>6</sup>			Persons Con- victed
										G	D	P	
STATE ATTORNEY GENERAL													
1	13	23	19	305	120	15,340	5,850	-	-	-	-	-	-
2	NP	-	-	-	-	-	-	-	-	-	-	-	-
3	NP	-	-	-	-	-	-	-	-	-	-	-	-
4	20	93	115	1,854	473	175,326	4,775	17	1	-	-	-	12
5	20	54	154	1,087	183	RELATED TO NO. 4		-	-	-	-	-	-
6	14	46	35	650	194	94,907	1,885	7	-	-	-	-	-
7	15	160	76	2,397	719	98,850	3,720	47	-	-	-	-	26
8	5	25	11	127	52	RELATED TO NO. 6		-	-	-	-	-	-
9	30	8	32	254	109	333,195	15,829	-	-	-	-	-	-
10	7	63	28	440	108	79,551	2,720	-	-	-	-	-	-
11	30	95	78	2,856	986	563,788	20,156	-	-	-	-	-	-
12	29	9	121	275	186	197,261	10,350	8	-	-	-	-	-
13	29	11	87	305	184	RELATED TO NO. 12		RELATED TO NO. 12					
14	29	24	187	699	418	RELATED TO NO. 12		RELATED TO NO. 12					
15	21	5	14	109	26	RELATED TO NO. 9		-	-	-	-	-	-
16	14	34	11	478	243	9,800	3,125	-	-	-	-	-	-
17	16	35	33	558	140	RELATED TO NO. 11		-	-	-	-	-	-
18	14	27	102	378	164	58,885	607	-	-	-	-	-	-
19	15	56	94	847	351	185,822	67,327	-	-	-	-	-	-
20	24	10	242	244	NR	RELATED TO NO. 19		-	-	-	-	-	-
21	29	31	62	910	298	RELATED TO NO. 11		-	-	-	-	-	-
22	27	69	182	1,850	841	88,852	1,295	-	-	-	-	-	-
23	28	47	220	1,305	58	52,010	510	-	-	-	-	-	-
24	5	37	60	185	125	RELATED TO NO. 19		-	-	-	-	-	-

<sup>4</sup> NI indicates never installed. I indicates installed but never used. NP indicates no prosecutor's report.

<sup>5</sup> NR indicates not reported or could not be determined.

<sup>6</sup> Motions: G = Granted, D = Denied, P = Pending.

\*This wiretap was terminated during 2001, but was not reported at that time because it was part of an ongoing investigation.

\*\* This wiretap was terminated during 2000 or earlier, but was not reported at that time because it was part of an ongoing investigation.

REPORT BY JUDGES OF COURT-AUTHORIZED INTERCEPTS OF WIRE, ORAL, OR ELECTRONIC COMMUNICATIONS  
PURSUANT TO 18 U.S.C. 2519

A.O. Number	Authorizing Official		Offense Specified	Intercept		Date of Application	Authorized Length		
	Judge	Prosecutor <sup>1</sup>		Type <sup>2</sup>	Location <sup>3</sup>		Original Order (Days)	Number of Extensions	Total Length (Days)
BEXAR									
1	MACRAE	REED	NARCOTICS	WS,WC	H,D	06/14/2002	30	0	30
LAMAR									
1	LOVETT	BURTNER	MURDER	WS	H	05/10/2002	30	0	30

<sup>1</sup> The prosecuting official authorized the filing of the application under provisions of the state's statute. (See Table 1 for this state's statutory citation.)

<sup>2</sup> Type: WS = Standard Telephone (Wire), WC = Cellular or Mobile Telephone (Wire), WO = Other (Wire), OM = Microphone (Oral), OO = Other (Oral), ED = Digital Pager (Electronic), EE = Computer or E-Mail (Electronic), EF = Fax Machine (Electronic), EO = Other (Electronic).

<sup>3</sup> Location: H = Personal Residence, B = Business, A = Public Area, D = Portable Device, O = Other Location, R = Roving (Relaxed Specification Order), N = Not Specified.

TABLE B-1  
STATE TEXAS

CALENDAR YEAR 2002

REPORT BY PROSECUTORS OF COURT-AUTHORIZED INTERCEPTS OF WIRE, ORAL, OR ELECTRONIC COMMUNICATIONS  
PURSUANT TO 18 U.S.C. 2519

A.O. Number	Number Of Days in Oper- ation <sup>4</sup>	Average Inter- cepts per Day	Number of <sup>5</sup>			Costs		Number of						
			Persons Inter- cepted	Intercepts	Incrim- inating Intercepts	Total Cost in \$	Other Than Manpower in \$	Arrests	Trials	Motions to Suppress Intercepts <sup>6</sup>			Persons Con- victed	
										G	D	P		
BEXAR														
1	27	45	58	1,227	99	38,421	500	2	-	-	-	-	-	
LAMAR														
1	3	281	14	843	2	20,718	1,000	2	1	-	-	-	1	

<sup>4</sup> NI indicates never installed. I indicates installed but never used. NP indicates no prosecutor's report.

<sup>5</sup> NR indicates not reported or could not be determined.

<sup>6</sup> Motions: G = Granted, D = Denied, P = Pending.

\*This wiretap was terminated during 2001, but was not reported at that time because it was part of an ongoing investigation.

\*\* This wiretap was terminated during 2000 or earlier, but was not reported at that time because it was part of an ongoing investigation.

TABLE B-1  
STATE UTAH

CALENDAR YEAR 2002

REPORT BY JUDGES OF COURT-AUTHORIZED INTERCEPTS OF WIRE, ORAL, OR ELECTRONIC COMMUNICATIONS  
PURSUANT TO 18 U.S.C. 2519

A.O. Number	Authorizing Official		Offense Specified	Intercept		Date of Application	Authorized Length		
	Judge	Prosecutor <sup>1</sup>		Type <sup>2</sup>	Location <sup>3</sup>		Original Order (Days)	Number of Extensions	Total Length (Days)
SALT LAKE									
1	PEULER	PLATT	OTHER	WS,WC	H,B,D	05/03/2002	30	0	30
2	PEULER	PLATT	OTHER	WS,WC	H,B,D	05/06/2002	30	0	30
3	PEULER	PLATT	NARCOTICS	WC	D	07/10/2002	30	2	90
4	PEULER	PLATT	NARCOTICS	WS	B	07/31/2002	30	1	60

<sup>1</sup> The prosecuting official authorized the filing of the application under provisions of the state's statute. (See Table 1 for this state's statutory citation.)

<sup>2</sup> Type: WS = Standard Telephone (Wire), WC = Cellular or Mobile Telephone (Wire), WO = Other (Wire), OM = Microphone (Oral), OO = Other (Oral), ED = Digital Pager (Electronic), EE = Computer or E-Mail (Electronic), EF = Fax Machine (Electronic), EO = Other (Electronic).

<sup>3</sup> Location: H = Personal Residence, B = Business, A = Public Area, D = Portable Device, O = Other Location, R = Roving (Relaxed Specification Order), N = Not Specified.

TABLE B-1  
STATE UTAH

CALENDAR YEAR 2002

REPORT BY PROSECUTORS OF COURT-AUTHORIZED INTERCEPTS OF WIRE, ORAL, OR ELECTRONIC COMMUNICATIONS  
PURSUANT TO 18 U.S.C. 2519

A.O. Number	Number Of Days in Oper- ation <sup>4</sup>	Average Inter- cepts per Day	Number of <sup>5</sup>			Costs		Number of					
			Persons Inter- cepted	Intercepts	Incrim- inating Intercepts	Total Cost in \$	Other Than Manpower in \$	Arrests	Trials	Motions to Suppress Intercepts <sup>6</sup>			Persons Con- victed
										G	D	P	
SALT LAKE													
1	NP	-	-	-	-	-	-	-	-	-	-	-	-
2	20	51	155	1,018	63	19,000	2,200	-	-	-	-	-	-
3	69	71	110	4,918	479	53,100	12,000	-	-	-	-	-	-
4	50	148	355	7,405	158	RELATED TO NO. 3		-	-	-	-	-	-

<sup>4</sup> NI indicates never installed. I indicates installed but never used. NP indicates no prosecutor's report.

<sup>5</sup> NR indicates not reported or could not be determined.

<sup>6</sup> Motions: G = Granted, D = Denied, P = Pending.

\*This wiretap was terminated during 2001, but was not reported at that time because it was part of an ongoing investigation.

\*\* This wiretap was terminated during 2000 or earlier, but was not reported at that time because it was part of an ongoing investigation.

SUPPLEMENTARY REPORT BY PROSECUTORS FOR INTERCEPTS TERMINATED IN CALENDAR YEAR 1992  
AS OF DECEMBER 31, 2002

State, County	A.O. Report Number in 1992 Report <sup>1</sup>	Date of Application	Additional Activity During Calendar Year 2002							
			Total Cost in \$	Persons Arrested	Trials Completed	Motions to Suppress Intercepts <sup>2</sup>			Persons Con- victed	Offense for Which Convicted
						G	D	P		

GEORGIA  
CLAYTON

1\*\* (See Appendix Table B-1 in this year's report.)

<sup>1</sup> Report numbers followed by parentheses indicate reports linked to other wiretaps involving the same investigation.

<sup>2</sup> Motions: G = Granted, D = Denied, P = Pending.

SUPPLEMENTARY REPORT BY PROSECUTORS FOR INTERCEPTS TERMINATED IN CALENDAR YEAR 1995  
AS OF DECEMBER 31, 2002

State, County	A.O. Report Number in 1995 Report¹	Date of Application	Additional Activity During Calendar Year 2002							
			Total Cost in \$	Persons Arrested	Trials Completed	Motions to Suppress Intercepts²			Persons Con- victed	Offense for Which Convicted
						G	D	P		
ARIZONA										
MARICOPA										
	5	10/20/1995	-	1	-	1	1	1	1	NARCOTICS

<sup>1</sup> Report numbers followed by parentheses indicate reports linked to other wiretaps involving the same investigation.

<sup>2</sup> Motions: G = Granted, D = Denied, P = Pending.



SUPPLEMENTARY REPORT BY PROSECUTORS FOR INTERCEPTS TERMINATED IN CALENDAR YEAR 1996  
AS OF DECEMBER 31, 2002

State, County	A.O. Report Number in 1996 Report <sup>1</sup>	Date of Application	Additional Activity During Calendar Year 2002							
			Total Cost in \$	Persons Arrested	Trials Completed	Motions to Suppress Intercepts <sup>2</sup>			Persons Con- victed	Offense for Which Convicted
						G	D	P		
KANSAS JOHNSON	1	01/22/1996	-	1	-	-	-	-	-	

<sup>1</sup> Report numbers followed by parentheses indicate reports linked to other wiretaps involving the same investigation.

<sup>2</sup> Motions: G = Granted, D = Denied, P = Pending.

SUPPLEMENTARY REPORT BY PROSECUTORS FOR INTERCEPTS TERMINATED IN CALENDAR YEAR 1997  
AS OF DECEMBER 31, 2002

State, County	A.O. Report Number in 1997 Report¹	Date of Application	Additional Activity During Calendar Year 2002							
			Total Cost in \$	Persons Arrested	Trials Completed	Motions to Suppress Intercepts²			Persons Con- victed	Offense for Which Convicted
						G	D	P		
ARIZONA										
MARICOPA	4	05/19/1997	-	1	1	1	1	1	1	NARCOTICS
FLORIDA										
2ND JUDICIAL CIRCUIT (LEON)	1)	01/24/1997	-	-	-	-	-	-	-	
	2	02/05/1997	-	17	-	-	-	-	14	RACKETEERING
	3	02/13/1997	-	1	-	-	-	-	3	RACKETEERING
	4)	02/28/1997	-	-	-	-	-	-	-	
	5)	02/28/1997	-	-	-	-	-	-	-	
	6)	05/01/1997	-	-	-	-	-	-	-	
	8)	05/06/1997	-	-	-	-	-	-	-	
NEW JERSEY										
MORRIS	1	03/21/1997	-	-	-	-	-	-	4	NARCOTICS

<sup>1</sup> Report numbers followed by parentheses indicate reports linked to other wiretaps involving the same investigation.<sup>2</sup> Motions: G = Granted, D = Denied, P = Pending.

SUPPLEMENTARY REPORT BY PROSECUTORS FOR INTERCEPTS TERMINATED IN CALENDAR YEAR 1998  
AS OF DECEMBER 31, 2002

State, County	A.O. Report Number in 1998 Report <sup>1</sup>	Date of Application	Additional Activity During Calendar Year 2002							
			Total Cost in \$	Persons Arrested	Trials Completed	Motions to Suppress Intercepts <sup>2</sup>			Persons Con- victed	Offense for Which Convicted
						G	D	P		
ARIZONA										
MARICOPA	3	07/06/1998	-	1	1	1	1	1	1	NARCOTICS
	4	08/20/1998	-	1	1	1	1	1	1	NARCOTICS
FLORIDA										
2ND JUDICIAL CIRCUIT (LEON)	1	04/26/1998	-	10	-	-	-	-	-	
	2)	04/26/1998	-	-	-	-	-	-	-	
	3)	05/15/1998	-	-	-	-	-	-	-	
	4)	05/28/1998	-	-	-	-	-	-	-	
18TH JUDICIAL CIRCUIT (BREVARD/SEMINOLE)	14	11/05/1998	-	-	-	-	-	-	1	NARCOTICS
	15)	11/10/1998	-	-	-	-	-	-	-	
NEW JERSEY										
ESSEX	3	11/02/1998	-	-	-	-	-	-	9	GAMBLING
NEW YORK										
NASSAU	13	11/02/1998	-	-	-	-	-	-	3	NARCOTICS
QUEENS	2	05/21/1997	-	-	-	-	-	-	1	LARCENY
PENNSYLVANIA										
STATE ATTORNEY GENERAL	5)	02/26/1998	-	-	-	-	-	-	-	
	6)	02/26/1998	-	-	-	-	-	-	-	
	7	02/26/1998	-	17	8	-	1	-	8	RACKETEERING
	9)	03/10/1998	-	-	-	-	-	-	-	
	10)	03/26/1998	-	-	-	-	-	-	-	
	11)	03/26/1998	-	-	-	-	-	-	-	
	12)	03/26/1998	-	-	-	-	-	-	-	
	13)	03/26/1998	-	-	-	-	-	-	-	
	17	04/28/1998	-	-	1	-	-	-	1	NARCOTICS
	18)	04/28/1998	-	-	-	-	-	-	-	
	21)	06/12/1998	-	-	-	-	-	-	-	

<sup>1</sup> Report numbers followed by parentheses indicate reports linked to other wiretaps involving the same investigation.<sup>2</sup> Motions: G = Granted, D = Denied, P = Pending.

SUPPLEMENTARY REPORT BY PROSECUTORS FOR INTERCEPTS TERMINATED IN CALENDAR YEAR 1998  
AS OF DECEMBER 31, 2002 (CONTINUED)

State, County	A.O. Report Number in 1998 Report¹	Date of Application	Additional Activity During Calendar Year 2002								
			Total Cost in \$	Persons Arrested	Trials Completed	Motions to Suppress Intercepts²			Persons Con- victed	Offense for Which Convicted	
						G	D	P			
STATE ATTORNEY GENERAL (CONTINUED)											
	22)	06/12/1998	-	-	-	-	-	-	-		
	26)	08/07/1998	-	-	-	-	-	-	-		
	31	09/15/1998	-	-	-	-	-	-	4		NARCOTICS
	36)	11/04/1998	-	-	-	-	-	-	-		
	37)	11/04/1998	-	-	-	-	-	-	-		
	38)	11/04/1998	-	-	-	-	-	-	-		
	39)	11/10/1998	-	-	-	-	-	-	-		
	44	11/25/1998	-	-	10	-	-	-	10		NARCOTICS
	45)	11/25/1998	-	-	-	-	-	-	-		
UTAH											
SALT LAKE	4	11/19/1998	-	1	-	-	-	-	1		NARCOTICS

<sup>1</sup> Report numbers followed by parentheses indicate reports linked to other wiretaps involving the same investigation.<sup>2</sup> Motions: G = Granted, D = Denied, P = Pending.

SUPPLEMENTARY REPORT BY PROSECUTORS FOR INTERCEPTS TERMINATED IN CALENDAR YEAR 1999  
AS OF DECEMBER 31, 2002

State, County	A.O. Report Number in 1999 Report <sup>1</sup>	Date of Application	Additional Activity During Calendar Year 2002								
			Total Cost in \$	Persons Arrested	Trials Completed	Motions to Suppress Intercepts <sup>2</sup>			Persons Con- victed	Offense for Which Convicted	
						G	D	P			
ARIZONA											
MARICOPA	1	04/12/1999	-	2	-	-	-	-	2	NARCOTICS	
STATE ATTORNEY GENERAL	3	09/20/1999	-	1	-	-	-	-	1	NARCOTICS	
FLORIDA											
2ND JUDICIAL CIRCUIT (LEON)	3	09/30/1999	-	5	-	-	-	-	-		
MASSACHUSETTS											
STATE ATTORNEY GENERAL	1	04/12/1999	-	19	-	-	2	-	9	NARCOTICS	
	2)	04/12/1999	-	-	-	-	-	-	-		
	12	11/05/1999	-	2	-	-	1	-	1	NARCOTICS	
NEW YORK											
NASSAU	4	01/25/1999	-	-	-	-	-	-	5	GAMBLING	
	14	11/08/1999	-	-	-	-	-	-	2	NARCOTICS	
NEW YORK	1)	04/06/1998	-	-	-	-	-	-	-		
	2)	04/06/1998	-	-	-	-	-	-	-		
	3)	04/06/1998	-	-	-	-	-	-	-		
	4	04/06/1998	-	-	-	-	-	1	5	RACKETEERING	
	6)	06/30/1998	-	-	-	-	-	-	-		
	7)	07/28/1998	-	-	-	-	-	-	-		
	8)	07/28/1998	-	-	-	-	-	-	-		
	9)	08/25/1998	-	-	-	-	-	-	-		
	10)	08/25/1998	-	-	-	-	-	-	-		
	11)	08/25/1998	-	-	-	-	-	-	-		
	12)	09/24/1998	-	-	-	-	-	-	-		
	13)	09/24/1998	-	-	-	-	-	-	-		
	14)	10/20/1998	-	-	-	-	-	-	-		
	15)	10/20/1998	-	-	-	-	-	-	-		
	16)	10/20/1998	-	-	-	-	-	-	-		
	17)	10/20/1998	-	-	-	-	-	-	-		
	18)	10/23/1998	-	-	-	-	-	-	-		
	19)	11/17/1998	-	-	-	-	-	-	-		

<sup>1</sup> Report numbers followed by parentheses indicate reports linked to other wiretaps involving the same investigation.<sup>2</sup> Motions: G = Granted, D = Denied, P = Pending.

SUPPLEMENTARY REPORT BY PROSECUTORS FOR INTERCEPTS TERMINATED IN CALENDAR YEAR 1999  
AS OF DECEMBER 31, 2002 (CONTINUED)

State, County	A.O. Report Number in 1999 Report <sup>1</sup>	Date of Application	Additional Activity During Calendar Year 2002							
			Total Cost in \$	Persons Arrested	Trials Completed	Motions to Suppress Intercepts <sup>2</sup>			Persons Con- victed	Offense for Which Convicted
						G	D	P		
NEW YORK (CONTINUED)										
	20)	11/17/1998	-	-	-	-	-	-	-	
	21)	11/17/1998	-	-	-	-	-	-	-	
	22)	11/17/1998	-	-	-	-	-	-	-	
	23)	11/23/1998	-	-	-	-	-	-	-	
	24)	12/15/1998	-	-	-	-	-	-	-	
	25)	12/15/1998	-	-	-	-	-	-	-	
	26)	12/15/1998	-	-	-	-	-	-	-	
	27)	12/15/1998	-	-	-	-	-	-	-	
	28)	12/17/1998	-	-	-	-	-	-	-	
	29)	12/17/1998	-	-	-	-	-	-	-	
	30)	12/17/1998	-	-	-	-	-	-	-	
	31)	12/17/1998	-	-	-	-	-	-	-	
	32)	12/24/1998	-	-	-	-	-	-	-	
	33)	01/12/1999	-	-	-	-	-	-	-	
	34)	01/12/1999	-	-	-	-	-	-	-	
	35)	01/12/1999	-	-	-	-	-	-	-	
	36)	01/13/1999	-	-	-	-	-	-	-	
	37)	01/26/1999	-	-	-	-	-	-	-	
	38)	02/09/1999	-	-	-	-	-	-	-	
	39)	02/09/1999	-	-	-	-	-	-	-	
	40)	02/09/1999	-	-	-	-	-	-	-	
	41)	02/09/1999	-	-	-	-	-	-	-	
	42)	03/09/1999	-	-	-	-	-	-	-	
	43)	03/09/1999	-	-	-	-	-	-	-	
	44)	03/11/1999	-	-	-	-	-	-	-	
	45)	04/06/1999	-	-	-	-	-	-	-	
	46)	04/06/1999	-	-	-	-	-	-	-	
	48)	05/04/1999	-	-	-	-	-	-	-	
	49)	05/04/1999	-	-	-	-	-	-	-	
	50)	05/06/1999	-	19	-	-	5	-	-	
	51)	05/06/1999	-	-	-	-	-	-	-	
	57)	06/30/1999	-	-	-	-	-	-	-	

<sup>1</sup> Report numbers followed by parentheses indicate reports linked to other wiretaps involving the same investigation.<sup>2</sup> Motions: G = Granted, D = Denied, P = Pending.

SUPPLEMENTARY REPORT BY PROSECUTORS FOR INTERCEPTS TERMINATED IN CALENDAR YEAR 1999  
AS OF DECEMBER 31, 2002 (CONTINUED)

State, County	A.O. Report Number in 1999 Report¹	Date of Application	Additional Activity During Calendar Year 2002							
			Total Cost in \$	Persons Arrested	Trials Completed	Motions to Suppress Intercepts²			Persons Con- victed	Offense for Which Convicted
						G	D	P		
NEW YORK (CONTINUED)										
	60)	07/01/1999	-	-	-	-	-	-	-	
	61)	07/23/1999	-	-	-	-	-	-	-	
	62)	07/29/1999	-	-	-	-	-	-	-	
	63)	07/29/1999	-	-	-	-	-	-	-	
	64)	07/29/1999	-	-	-	-	-	-	-	
	65)	07/29/1999	-	-	-	-	-	-	-	
	66)	08/11/1999	-	-	-	-	-	-	-	
	68)	08/26/1999	-	-	-	-	-	-	-	
	69)	08/26/1999	-	-	-	-	-	-	-	
	70)	08/26/1999	-	-	-	-	-	-	-	
PENNSYLVANIA										
STATE ATTORNEY GENERAL										
	4	02/15/1999	-	-	2	-	-	-	2	RACKETEERING

<sup>1</sup> Report numbers followed by parentheses indicate reports linked to other wiretaps involving the same investigation.<sup>2</sup> Motions: G = Granted, D = Denied, P = Pending.

SUPPLEMENTARY REPORT BY PROSECUTORS FOR INTERCEPTS TERMINATED IN CALENDAR YEAR 2000  
AS OF DECEMBER 31, 2002

State, County	A.O. Report Number in 2000 Report¹	Date of Application	Additional Activity During Calendar Year 2002								
			Total Cost in \$	Persons Arrested	Trials Completed	Motions to Suppress Intercepts²			Persons Con- victed	Offense for Which Convicted	
						G	D	P			
ARIZONA											
MARICOPA	3	01/28/2000	-	-	1	1	1	1	1	NARCOTICS	
	6	08/17/2000	7,150	-	-	-	-	-	-		
STATE ATTORNEY GENERAL											
	2	12/20/1999	-	1	-	-	-	-	8	NARCOTICS	
	10	03/27/2000	-	-	-	-	-	-	5	NARCOTICS	
CALIFORNIA											
MARIPOSA	1	12/17/1999	-	-	-	-	-	1	-		
VENTURA	1	08/14/2000	7,150	-	-	-	-	-	-		
CONNECTICUT											
NEW HAVEN	1	03/28/2000	-	-	-	-	-	-	1	NARCOTICS	
FLORIDA											
9TH JUDICIAL CIRCUIT (ORANGE/OSCEOLA)	4)	07/01/2000	-	-	-	-	-	-	-		
	5)	07/28/2000	-	-	-	-	-	-	-		
	6)	07/28/2000	-	-	-	-	-	-	-		
	7)	07/28/2000	-	-	-	-	-	-	-		
	11)	08/31/2000	-	-	-	-	-	-	-		
	12)	08/31/2000	-	-	-	-	-	-	-		
	13	09/22/2000	-	-	-	-	-	-	1	NARCOTICS	
	14)	10/06/2000	-	-	-	-	-	-	-		
	15)	10/13/2000	-	-	-	-	-	-	-		
	16)	10/23/2000	-	-	-	-	-	-	-		
	17*	10/27/2000	-	1	-	-	-	-	1	NARCOTICS	
	18**	(See Appendix Table B-1 in this year's report.)									
	19**	(See Appendix Table B-1 in this year's report.)									
	20**	(See Appendix Table B-1 in this year's report.)									
	21**	(See Appendix Table B-1 in this year's report.)									
	22**	(See Appendix Table B-1 in this year's report.)									

<sup>1</sup> Report numbers followed by parentheses indicate reports linked to other wiretaps involving the same investigation.<sup>2</sup> Motions: G = Granted, D = Denied, P = Pending.



SUPPLEMENTARY REPORT BY PROSECUTORS FOR INTERCEPTS TERMINATED IN CALENDAR YEAR 2000  
AS OF DECEMBER 31, 2002 (CONTINUED)

State, County	A.O. Report Number in 2000 Report¹	Date of Application	Additional Activity During Calendar Year 2002							
			Total Cost in \$	Persons Arrested	Trials Completed	Motions to Suppress Intercepts²			Persons Con- victed	Offense for Which Convicted
						G	D	P		
18TH JUDICIAL CIRCUIT (BREVARD/SEMINOLE)										
	4)	06/23/2000	-	-	-	-	-	-	-	
	5)	06/23/2000	-	-	-	-	-	-	-	
	6)	06/23/2000	-	-	-	-	-	-	-	
	8	07/10/2000	-	-	-	-	-	-	1	NARCOTICS
	9)	07/10/2000	-	-	-	-	-	-	-	
	10)	07/18/2000	-	-	-	-	-	-	-	
	11)	07/19/2000	-	-	-	-	-	-	-	
IOWA										
STATE ATTORNEY GENERAL										
	1	08/11/2000	-	9	1	-	1	-	9	NARCOTICS
KANSAS										
JOHNSON										
	1	05/19/2000	-	1	1	-	1	-	1	MURDER
MARYLAND										
STATE ATTORNEY GENERAL										
	2	05/18/2000	-	-	-	-	-	-	35	MURDER
NEW JERSEY										
MORRIS										
	1	01/20/2000	-	-	-	-	-	-	3	NARCOTICS
	2)	01/20/2000	-	-	-	-	-	-	-	
	3	02/17/2000	-	-	-	-	-	-	4	NARCOTICS
	4	03/20/2000	-	-	-	-	-	-	1	NARCOTICS
	5	04/07/2000	-	-	-	-	-	-	2	NARCOTICS
SALEM										
	2**	(See Appendix Table B-1 in this year's report.)								
NEW YORK										
BRONX										
	25**	(See Appendix Table B-1 in this year's report.)								
NASSAU										
	2	03/22/2000	-	-	-	-	-	-	1	NARCOTICS

<sup>1</sup> Report numbers followed by parentheses indicate reports linked to other wiretaps involving the same investigation.<sup>2</sup> Motions: G = Granted, D = Denied, P = Pending.

SUPPLEMENTARY REPORT BY PROSECUTORS FOR INTERCEPTS TERMINATED IN CALENDAR YEAR 2000  
AS OF DECEMBER 31, 2002 (CONTINUED)

State, County	A.O. Report Number in 2000 Report¹	Date of Application	Additional Activity During Calendar Year 2002								
			Total Cost in \$	Persons Arrested	Trials Completed	Motions to Suppress Intercepts²			Persons Con- victed	Offense for Which Convicted	
						G	D	P			
NEW YORK											
	1	09/27/1999	-	5	-	-	-	-	-		
	7)	12/23/1999	-	-	-	-	-	-	-		
	12)	01/20/2000	-	-	-	-	-	-	-		
	26	08/17/2000	-	2	-	-	-	-	2	\$LAUNDERING	
QUEENS											
	36	04/13/2000	-	-	-	-	-	-	5	CORRUPTION	
SUFFOLK											
	1	10/03/2000	-	-	1	-	-	-	6	RACKETEERING	
	2)	10/03/2000	-	-	-	-	-	-	-		
	3)	12/19/2000	-	-	-	-	-	-	-		
	4)	12/19/2000	-	-	-	-	-	-	-		
	5	04/03/2000	-	-	-	-	-	-	8	NARCOTICS	
	6)	05/05/2000	-	-	-	-	-	-	-		
	7)	05/31/2000	-	-	-	-	-	-	-		
	8)	05/31/2000	-	-	-	-	-	-	-		
	9)	06/29/2000	-	-	-	-	-	-	-		
	10)	07/11/2000	-	-	-	-	-	-	-		
	11)	07/19/2000	-	-	-	-	-	-	-		
OHIO											
DEFIANCE											
	1	10/26/2000	-	-	-	-	-	-	5	NARCOTICS	
OKLAHOMA											
STATE ATTORNEY GENERAL											
	2	05/04/2000	-	6	6	-	-	-	3	NARCOTICS	
PENNSYLVANIA											
MONTGOMERY											
	1	10/04/2000	-	4	4	-	-	-	4	NARCOTICS	
STATE ATTORNEY GENERAL											
	26	06/12/2000	-	-	-	-	-	-	4	NARCOTICS	
	27	07/21/2000	-	20	-	-	-	-	-		
	28)	07/21/2000	-	-	-	-	-	-	-		
UTAH											
SALT LAKE											
	1	06/12/2000	-	3	-	-	-	-	3	NARCOTICS	
	3	07/13/2000	-	7	-	-	-	-	7	NARCOTICS	

<sup>1</sup> Report numbers followed by parentheses indicate reports linked to other wiretaps involving the same investigation.<sup>2</sup> Motions: G = Granted, D = Denied, P = Pending.

SUPPLEMENTARY REPORT BY PROSECUTORS FOR INTERCEPTS TERMINATED IN CALENDAR YEAR 2001  
AS OF DECEMBER 31, 2002

State, County	A.O. Report Number in 2001 Report¹	Date of Application	Additional Activity During Calendar Year 2002							
			Total Cost in \$	Persons Arrested	Trials Completed	Motions to Suppress Intercepts²			Persons Con- victed	Offense for Which Convicted
						G	D	P		
ARIZONA										
MARICOPA	1	01/16/2001	-	1	-	1	1	1	1	NARCOTICS
STATE ATTORNEY GENERAL										
	1	04/20/2001	-	8	-	-	-	-	7	NARCOTICS
	2	05/11/2001	-	3	-	-	-	-	2	NARCOTICS
	3	05/16/2001	-	3	-	-	-	-	10	RACKETEERING
	4	05/17/2001	-	4	-	-	-	-	3	NARCOTICS
	5	06/22/2001	-	4	-	-	-	-	3	NARCOTICS
	6	07/10/2001	-	9	-	-	-	-	9	NARCOTICS
	8	08/24/2001	-	1	-	-	-	-	-	
CALIFORNIA										
LOS ANGELES	7	01/05/2001	-	5	-	-	-	-	5	NARCOTICS
	9	01/08/2001	-	16	-	-	-	-	8	NARCOTICS
	13)	02/01/2001	-	-	-	-	-	-	-	
	14	02/02/2001	-	13	-	-	-	-	13	NARCOTICS
	15	02/02/2001	-	5	1	-	-	-	4	NARCOTICS
	17)	02/13/2001	-	-	-	-	-	-	-	
	19)	02/13/2001	-	-	-	-	-	-	-	
	20)	02/14/2001	-	-	-	-	-	-	-	
	21)	02/15/2001	-	-	-	-	-	-	-	
	24	02/28/2001	-	1	-	-	-	-	1	NARCOTICS
	28)	03/05/2001	-	-	-	-	-	-	-	
	31)	03/09/2001	-	-	-	-	-	-	-	
	32)	03/12/2001	-	-	-	-	-	-	-	
	34)	03/26/2001	-	-	-	-	-	-	-	
	36)	03/30/2001	-	-	-	-	-	-	-	
	37)	04/03/2001	-	-	-	-	-	-	-	
	44)	04/25/2001	-	-	-	-	-	-	-	
	48)	05/01/2001	-	-	-	-	-	-	-	
	50)	05/11/2001	-	-	-	-	-	-	-	
	56)	06/18/2001	-	-	-	-	-	-	-	
	58	06/20/2001	-	4	-	-	-	-	4	NARCOTICS
	59)	06/20/2001	-	-	-	-	-	-	-	

<sup>1</sup> Report numbers followed by parentheses indicate reports linked to other wiretaps involving the same investigation.<sup>2</sup> Motions: G = Granted, D = Denied, P = Pending.

SUPPLEMENTARY REPORT BY PROSECUTORS FOR INTERCEPTS TERMINATED IN CALENDAR YEAR 2001  
AS OF DECEMBER 31, 2002 (CONTINUED)

State, County	A.O. Report Number in 2001 Report <sup>1</sup>	Date of Application	Additional Activity During Calendar Year 2002							Persons Con- victed	Offense for Which Convicted
			Total Cost in \$	Persons Arrested	Trials Completed	Motions to Suppress Intercepts <sup>2</sup>					
						G	D	P			
LOS ANGELES (CONTINUED)											
	63	07/10/2001	-	7	-	-	-	-	3	NARCOTICS	
	66)	07/16/2001	-	-	-	-	-	-	-		
	68)	07/19/2001	-	-	-	-	-	-	-		
	69	07/25/2001	-	3	-	-	-	-	2	NARCOTICS	
	72)	08/03/2001	-	-	-	-	-	-	-		
	73)	08/07/2001	-	-	-	-	-	-	-		
	74)	08/13/2001	-	-	-	-	-	-	-		
	76)	08/15/2001	-	-	-	-	-	-	-		
	80)	08/22/2001	-	-	-	-	-	-	-		
	83)	08/30/2001	-	-	-	-	-	-	-		
	85)	09/06/2001	-	-	-	-	-	-	-		
	86)	09/06/2001	-	-	-	-	-	-	-		
	87	09/18/2001	-	3	1	-	-	-	2	NARCOTICS	
	88)	09/26/2001	-	-	-	-	-	-	-		
	89)	09/28/2001	-	-	-	-	-	-	-		
	92)	10/05/2001	-	-	-	-	-	-	-		
	94)	10/12/2001	-	-	-	-	-	-	-		
	98)	10/25/2001	-	-	-	-	-	-	-		
	99)	11/02/2001	-	-	-	-	-	-	-		
	103)	11/30/2001	-	-	-	-	-	-	-		
	104*	(See Appendix Table B-1 in this year's report.)									
	105*	(See Appendix Table B-1 in this year's report.)									
	106*	(See Appendix Table B-1 in this year's report.)									
	107*	(See Appendix Table B-1 in this year's report.)									
	108*	(See Appendix Table B-1 in this year's report.)									
	109*	(See Appendix Table B-1 in this year's report.)									
ORANGE											
	1*	(See Appendix Table B-1 in this year's report.)									
	2*	(See Appendix Table B-1 in this year's report.)									
	3*	(See Appendix Table B-1 in this year's report.)									
	4*	(See Appendix Table B-1 in this year's report.)									
	5*	(See Appendix Table B-1 in this year's report.)									

<sup>1</sup> Report numbers followed by parentheses indicate reports linked to other wiretaps involving the same investigation.<sup>2</sup> Motions: G = Granted, D = Denied, P = Pending.

SUPPLEMENTARY REPORT BY PROSECUTORS FOR INTERCEPTS TERMINATED IN CALENDAR YEAR 2001  
AS OF DECEMBER 31, 2002 (CONTINUED)

State, County	A.O. Report Number in 2001 Report <sup>1</sup>	Date of Application	Additional Activity During Calendar Year 2002								Persons Con- victed	Offense for Which Convicted
			Total Cost in \$	Persons Arrested	Trials Completed	Motions to Suppress Intercepts <sup>2</sup>						
						G	D	P				
ORANGE (CONTINUED)												
	6*	(See Appendix Table B-1 in this year's report.)										
	7*	(See Appendix Table B-1 in this year's report.)										
	8*	(See Appendix Table B-1 in this year's report.)										
	9*	(See Appendix Table B-1 in this year's report.)										
	10*	(See Appendix Table B-1 in this year's report.)										
	11*	(See Appendix Table B-1 in this year's report.)										
	12*	(See Appendix Table B-1 in this year's report.)										
	13*	(See Appendix Table B-1 in this year's report.)										
	14*	(See Appendix Table B-1 in this year's report.)										
	15*	(See Appendix Table B-1 in this year's report.)										
	16*	(See Appendix Table B-1 in this year's report.)										
	17*	(See Appendix Table B-1 in this year's report.)										
	18*	(See Appendix Table B-1 in this year's report.)										
	19*	(See Appendix Table B-1 in this year's report.)										
	20*	(See Appendix Table B-1 in this year's report.)										
SAN BERNARDINO												
	2*	(See Appendix Table B-1 in this year's report.)										
	3*	(See Appendix Table B-1 in this year's report.)										
	4*	(See Appendix Table B-1 in this year's report.)										
	5*	(See Appendix Table B-1 in this year's report.)										
	6*	(See Appendix Table B-1 in this year's report.)										
	7*	(See Appendix Table B-1 in this year's report.)										
	8*	(See Appendix Table B-1 in this year's report.)										
	9*	(See Appendix Table B-1 in this year's report.)										
SANTA BARBARA												
	3*	(See Appendix Table B-1 in this year's report.)										
CONNECTICUT												
LITCHFIELD												
	1	06/11/2001	-	-	-	-	-	-	3	NARCOTICS		
FLORIDA												
7TH JUDICIAL CIRCUIT (VOLUSIA)												
	1*	(See Appendix Table B-1 in this year's report.)										

<sup>1</sup> Report numbers followed by parentheses indicate reports linked to other wiretaps involving the same investigation.<sup>2</sup> Motions: G = Granted, D = Denied, P = Pending.

SUPPLEMENTARY REPORT BY PROSECUTORS FOR INTERCEPTS TERMINATED IN CALENDAR YEAR 2001  
AS OF DECEMBER 31, 2002 (CONTINUED)

State, County	A.O. Report Number in 2001 Report <sup>1</sup>	Date of Application	Additional Activity During Calendar Year 2002							Persons Convicted	Offense for Which Convicted
			Total Cost in \$	Persons Arrested	Trials Completed	Motions to Suppress Intercepts <sup>2</sup>					
						G	D	P			
9TH JUDICIAL CIRCUIT (ORANGE/OSCEOLA)	2	08/24/2001	-	14	-	-	-	-	3	NARCOTICS	
	3	09/07/2001	-	11	-	-	-	-	2	NARCOTICS	
	10	11/15/2001	-	4	-	-	-	-	1	NARCOTICS	
	11	11/26/2001	-	1	-	-	-	-	1	NARCOTICS	
	12*	(See Appendix Table B-1 in this year's report.)									
	13*	(See Appendix Table B-1 in this year's report.)									
	14*	(See Appendix Table B-1 in this year's report.)									
	15*	(See Appendix Table B-1 in this year's report.)									
	16*	(See Appendix Table B-1 in this year's report.)									
	17*	(See Appendix Table B-1 in this year's report.)									
	18*	(See Appendix Table B-1 in this year's report.)									
11TH JUDICIAL CIRCUIT (DADE)	2	12/28/2000	-	-	-	-	-	-	2	NARCOTICS	
18TH JUDICIAL CIRCUIT (BREVARD/SEMINOLE)	1	04/06/2001	-	-	-	-	-	-	1	NARCOTICS	
	2)	04/09/2001	-	-	-	-	-	-	-		
	3	07/05/2001	-	-	-	-	-	-	3	NARCOTICS	
	4)	07/05/2001	-	-	-	-	-	-	-		
	5)	07/24/2001	-	-	-	-	-	-	-		
GEORGIA BIBB	2	06/27/2001	-	31	-	-	-	-	23	NARCOTICS	
	3)	07/13/2001	-	-	-	-	-	-	-		
	4)	09/05/2001	-	-	-	-	-	-	-		
ILLINOIS WHITE	4	05/30/2001	-	1	-	-	-	-	-		
	5	09/12/2001	-	1	-	1	-	-	1	ASSAULT	

<sup>1</sup> Report numbers followed by parentheses indicate reports linked to other wiretaps involving the same investigation.<sup>2</sup> Motions: G = Granted, D = Denied, P = Pending.

SUPPLEMENTARY REPORT BY PROSECUTORS FOR INTERCEPTS TERMINATED IN CALENDAR YEAR 2001  
AS OF DECEMBER 31, 2002 (CONTINUED)

State, County	A.O. Report Number in 2001 Report <sup>1</sup>	Date of Application	Additional Activity During Calendar Year 2002								
			Total Cost in \$	Persons Arrested	Trials Completed	Motions to Suppress Intercepts <sup>2</sup>			Persons Con- victed	Offense for Which Convicted	
						G	D	P			
MARYLAND											
BALTIMORE CITY											
	1	02/14/2001	-	-	-	-	-	-	17	MURDER	
	12	05/02/2001	-	-	-	-	-	-	1	MURDER	
	16	10/12/2001	-	-	3	-	-	-	6	NARCOTICS	
MASSACHUSETTS											
STATE ATTORNEY GENERAL											
	1	03/21/2001	-	8	-	-	-	1	2	NARCOTICS	
	2)	03/21/2001	-	-	-	-	-	-	-		
	3)	04/02/2001	-	-	-	-	-	-	-		
NEW JERSEY											
ATLANTIC											
	1*	(See Appendix Table B-1 in this year's report.)									
BERGEN											
	1	08/03/2001	-	-	-	-	-	-	2	NARCOTICS	
CAPE MAY											
	1	08/22/2001	-	-	-	-	-	1	10	NARCOTICS	
ESSEX											
	1*	(See Appendix Table B-1 in this year's report.)									
	2*	(See Appendix Table B-1 in this year's report.)									
	3*	(See Appendix Table B-1 in this year's report.)									
	4*	(See Appendix Table B-1 in this year's report.)									
	5*	(See Appendix Table B-1 in this year's report.)									
	6*	(See Appendix Table B-1 in this year's report.)									
	7*	(See Appendix Table B-1 in this year's report.)									
HUDSON											
	1)	12/20/2000	-	-	-	-	-	-	-		
	2)	12/20/2000	-	-	-	-	-	-	-		
	3)	01/18/2001	-	-	-	-	-	-	-		
	4)	02/13/2001	-	-	-	-	-	-	-		
	5)	02/13/2001	-	-	-	-	-	-	-		
	6	02/13/2001	225,000	28	-	-	-	-	-		
	7)	02/13/2001	-	-	-	-	-	-	-		
	8)	02/22/2001	-	-	-	-	-	-	-		
	9)	03/09/2001	-	-	-	-	-	-	-		

<sup>1</sup> Report numbers followed by parentheses indicate reports linked to other wiretaps involving the same investigation.<sup>2</sup> Motions: G = Granted, D = Denied, P = Pending.

SUPPLEMENTARY REPORT BY PROSECUTORS FOR INTERCEPTS TERMINATED IN CALENDAR YEAR 2001  
AS OF DECEMBER 31, 2002 (CONTINUED)

State, County	A.O. Report Number in 2001 Report¹	Date of Application	Additional Activity During Calendar Year 2002							Persons Con- victed	Offense for Which Convicted
			Total Cost in \$	Persons Arrested	Trials Completed	Motions to Suppress Intercepts²					
						G	D	P			
HUDSON (CONTINUED)											
	10)	03/09/2001	-	-	-	-	-	-	-		
	11)	03/09/2001	-	-	-	-	-	-	-		
	12)	03/09/2001	-	-	-	-	-	-	-		
HUNTERDON											
	1	04/18/2001	-	2	-	-	-	-	1	NARCOTICS	
	2	11/26/2001	-	1	-	-	-	-	1	NARCOTICS	
	3	11/26/2001	-	4	-	-	-	-	-		
MERCER											
	1	11/29/2000	-	16	-	-	-	-	14	NARCOTICS	
MIDDLESEX	1	10/29/2001	-	-	-	-	-	-	11	NARCOTICS	
MORRIS											
	1	09/14/2001	-	-	-	-	-	-	8	NARCOTICS	
	2*	(See Appendix Table B-1 in this year's report.)									
	3*	(See Appendix Table B-1 in this year's report.)									
	4*	(See Appendix Table B-1 in this year's report.)									
	5*	(See Appendix Table B-1 in this year's report.)									
	6*	(See Appendix Table B-1 in this year's report.)									
NEW YORK											
BRONX											
	1*	(See Appendix Table B-1 in this year's report.)									
	2*	(See Appendix Table B-1 in this year's report.)									
	3*	(See Appendix Table B-1 in this year's report.)									
	4*	(See Appendix Table B-1 in this year's report.)									
	5*	(See Appendix Table B-1 in this year's report.)									
	7*	(See Appendix Table B-1 in this year's report.)									
	8*	(See Appendix Table B-1 in this year's report.)									
	9*	(See Appendix Table B-1 in this year's report.)									
	10*	(See Appendix Table B-1 in this year's report.)									
	11*	(See Appendix Table B-1 in this year's report.)									
	12*	(See Appendix Table B-1 in this year's report.)									
	13*	(See Appendix Table B-1 in this year's report.)									

<sup>1</sup> Report numbers followed by parentheses indicate reports linked to other wiretaps involving the same investigation.<sup>2</sup> Motions: G = Granted, D = Denied, P = Pending.



SUPPLEMENTARY REPORT BY PROSECUTORS FOR INTERCEPTS TERMINATED IN CALENDAR YEAR 2001  
AS OF DECEMBER 31, 2002 (CONTINUED)

State, County	A.O. Report Number in 2001 Report <sup>1</sup>	Date of Application	Additional Activity During Calendar Year 2002							Persons Con- victed	Offense for Which Convicted
			Total Cost in \$	Persons Arrested	Trials Completed	Motions to Suppress Intercepts <sup>2</sup>					
						G	D	P			
NASSAU											
	3	04/19/2001	-	-	-	-	-	-	5	LARCENY	
	6	10/22/2001	-	-	-	-	-	-	3	GAMBLING	
NEW YORK											
	2	02/18/2000	-	2	-	-	-	-	2	\$LAUNDERING	
NY ORGANIZED CRIME TASK FORCE											
	3	10/30/2000	-	10	-	-	-	-	10	LARCENY	
	25	06/01/2001	-	7	-	-	5	-	6	NARCOTICS	
QUEENS											
	6	11/08/2000	-	-	-	-	-	1	3	LOANSHARKING	
	7	11/16/2000	-	-	-	-	-	-	1	GAMBLING	
	14	12/19/2000	-	18	-	-	-	1	115	LARCENY	
	34	02/08/2001	-	2	-	-	-	-	2	USURY	
	59	04/26/2001	-	4	-	-	-	-	3	LARCENY	
	95	08/09/2001	-	20	-	-	-	-	14	LARCENY	
	119*	(See Appendix Table B-1 in this year's report.)									
	120*	(See Appendix Table B-1 in this year's report.)									
	121*	(See Appendix Table B-1 in this year's report.)									
	122*	(See Appendix Table B-1 in this year's report.)									
	123*	(See Appendix Table B-1 in this year's report.)									
	124*	(See Appendix Table B-1 in this year's report.)									
	125*	(See Appendix Table B-1 in this year's report.)									
	126*	(See Appendix Table B-1 in this year's report.)									
	127*	(See Appendix Table B-1 in this year's report.)									
	128*	(See Appendix Table B-1 in this year's report.)									
	129*	(See Appendix Table B-1 in this year's report.)									
	130*	(See Appendix Table B-1 in this year's report.)									
	131*	(See Appendix Table B-1 in this year's report.)									
	133*	(See Appendix Table B-1 in this year's report.)									
	134*	(See Appendix Table B-1 in this year's report.)									
	135*	(See Appendix Table B-1 in this year's report.)									
	136*	(See Appendix Table B-1 in this year's report.)									
	137*	(See Appendix Table B-1 in this year's report.)									

<sup>1</sup> Report numbers followed by parentheses indicate reports linked to other wiretaps involving the same investigation.<sup>2</sup> Motions: G = Granted, D = Denied, P = Pending.

SUPPLEMENTARY REPORT BY PROSECUTORS FOR INTERCEPTS TERMINATED IN CALENDAR YEAR 2001  
AS OF DECEMBER 31, 2002 (CONTINUED)

State, County	A.O. Report Number in 2001 Report <sup>1</sup>	Date of Application	Additional Activity During Calendar Year 2002							Persons Con- victed	Offense for Which Convicted
			Total Cost in \$	Persons Arrested	Trials Completed	Motions to Suppress Intercepts <sup>2</sup>					
						G	D	P			
QUEENS (CONTINUED)	138*	(See Appendix Table B-1 in this year's report.)									
	139*	(See Appendix Table B-1 in this year's report.)									
	141*	(See Appendix Table B-1 in this year's report.)									
	142*	(See Appendix Table B-1 in this year's report.)									
	143*	(See Appendix Table B-1 in this year's report.)									
	144*	(See Appendix Table B-1 in this year's report.)									
ROCKLAND											
	15*	(See Appendix Table B-1 in this year's report.)									
	16*	(See Appendix Table B-1 in this year's report.)									
SUFFOLK											
	7	03/14/2001	-	-	-	-	-	-	4	GAMBLING	
	8)	03/14/2001	-	-	-	-	-	-	-		
	9)	03/23/2001	-	-	-	-	-	-	-		
WESTCHESTER											
	1	07/17/2000	-	2	-	-	-	-	1	RACKETEERING	
	16	02/09/2001	-	-	-	-	-	-	5	NARCOTICS	
	23	03/07/2001	-	-	-	-	-	-	1	USURY	
	27	03/29/2001	-	1	-	-	1	-	3	CORRUPTION	
	30	04/24/2001	-	-	-	-	-	-	4	GAMBLING	
	44*	(See Appendix Table B-1 in this year's report.)									
	45*	(See Appendix Table B-1 in this year's report.)									
OHIO											
PUTNAM											
	1	09/05/2001	4,450	5	-	-	-	-	21	NARCOTICS	
OKLAHOMA											
OKLAHOMA											
	1	07/09/2001	-	-	-	-	-	-	27	NARCOTICS	
PENNSYLVANIA											
LEHIGH											
	1	12/19/2000	-	-	-	-	-	-	4	MURDER	
	2)	01/11/2001	-	-	-	-	-	-	-		
	3)	01/11/2001	-	-	-	-	-	-	-		

<sup>1</sup> Report numbers followed by parentheses indicate reports linked to other wiretaps involving the same investigation.<sup>2</sup> Motions: G = Granted, D = Denied, P = Pending.

SUPPLEMENTARY REPORT BY PROSECUTORS FOR INTERCEPTS TERMINATED IN CALENDAR YEAR 2001  
AS OF DECEMBER 31, 2002 (CONTINUED)

State, County	A.O. Report Number in 2001 Report¹	Date of Application	Additional Activity During Calendar Year 2002							
			Total Cost in \$	Persons Arrested	Trials Completed	Motions to Suppress Intercepts²			Persons Con- victed	Offense for Which Convicted
						G	D	P		
MONTGOMERY	3	08/03/2001	-	6	-	-	-	-	-	
PHILADELPHIA	1	06/19/2001	-	-	1	-	3	-	3	NARCOTICS
	7	12/04/2001	-	-	1	-	-	-	3	NARCOTICS
STATE ATTORNEY GENERAL										
	1	01/18/2001	-	9	6	-	-	-	6	NARCOTICS
	2)	01/18/2001	-	-	-	-	-	-	-	
	3)	02/06/2001	-	-	-	-	-	-	-	
	4	03/19/2001	-	17	-	-	-	-	7	NARCOTICS
	5)	03/22/2001	-	-	-	-	-	-	-	
	6)	04/09/2001	-	-	-	-	-	-	-	
	7	05/08/2001	-	-	1	-	1	-	11	NARCOTICS
	13)	06/14/2001	-	-	-	-	-	-	-	
	14)	07/11/2001	-	-	-	-	-	-	-	
	18	08/15/2001	-	-	-	-	2	-	19	NARCOTICS
	19)	08/15/2001	-	-	-	-	-	-	-	
	22)	08/29/2001	-	-	-	-	-	-	-	
	23)	08/29/2001	-	-	-	-	-	-	-	
	24)	08/29/2001	-	-	-	-	-	-	-	
UTAH										
SALT LAKE	1	11/13/2000	-	2	-	-	-	-	2	NARCOTICS
WISCONSIN										
MILWAUKEE	1	03/09/2001	-	-	-	-	-	-	16	NARCOTICS
RACINE	1	02/05/2001	-	1	-	-	-	1	-	

<sup>1</sup> Report numbers followed by parentheses indicate reports linked to other wiretaps involving the same investigation.

<sup>2</sup> Motions: G = Granted, D = Denied, P = Pending.