

# **2004 WIRETAP REPORT**



---

Administrative Office of the United States Courts  
Leonidas Ralph Mecham, Director

2004 Wiretap Report (For the Period January 1 Through December 31, 2004)

# Contents

Report of the Director .....	5
Reporting Requirements of the Statute .....	6
Regulations .....	6
Summary and Analysis of Reports by Judges .....	7
Authorized Lengths of Intercepts .....	8
Locations .....	8
Offenses .....	9
Summary and Analysis of Reports by Prosecuting Officials .....	9
Nature of Intercepts .....	9
Costs of Intercepts .....	11
Arrests and Convictions .....	11
Summary of Reports for Years Ending December 31, 1994 Through 2004 .....	12
Supplementary Reports .....	13

## Text Tables

Table 1	
Jurisdictions With Statutes Authorizing the Interception of Wire, Oral, or Electronic Communications .....	14
Table 2	
Intercept Orders Issued by Judges During Calendar Year 2004 .....	15
Table 3	
Major Offenses for Which Court-Authorized Intercepts Were Granted .....	18
Table 4	
Summary of Interceptions of Wire, Oral, or Electronic Communications .....	21
Table 5	
Average Cost per Order .....	24
Table 6	
Types of Surveillance Used, Arrests, and Convictions for Intercepts Installed .....	27
Table 7	
Authorized Intercepts Granted Pursuant to 18 U.S.C. 2519 .....	30
Table 8	
Summary of Supplementary Reports for Intercepts Terminated in Calendar Years 1997 Through 2003 .....	31
Table 9	
Arrests and Convictions Resulting From Intercepts Installed in Calendar Years 1994 Through 2004 .....	35

# Appendix Tables

Table A-1: United States District Courts	
Report by Judges .....	36
Table A-2: United States District Courts	
Supplementary Report by Prosecutors .....	100
Table B-1: State Courts	
Report by Judges .....	118
Table B-2: State Courts	
Supplementary Report by Prosecutors .....	222

# **Report of the Director of the Administrative Office of the United States Courts**

## **on Applications for Orders Authorizing or Approving the Interception of Wire, Oral, or Electronic Communications**

The Omnibus Crime Control and Safe Streets Act of 1968 requires the Administrative Office of the United States Courts (AO) to report to Congress the number and nature of federal and state applications for orders authorizing or approving the interception of wire, oral, or electronic communications. The statute requires that specific information be provided to the AO, including the offense(s) under investigation, the location of the intercept, the cost of the surveillance, and the number of arrests, trials, and convictions that directly result from the surveillance. This report covers intercepts concluded between January 1, 2004, and December 31, 2004, and provides supplementary information on arrests and convictions resulting from intercepts concluded in prior years.

A total of 1,710 intercepts authorized by federal and state courts were completed in 2004, an increase of 19 percent compared to the number terminated in 2003. The number of applications for orders by federal authorities rose 26 percent to 730. The number of applications reported by state prosecuting officials grew 13 percent to 980, with 19 state jurisdictions providing reports, four fewer than in 2003, but equal to the number for 2002. Wiretaps installed were in operation an average of 43 days per wiretap in 2004 compared to 44 days in 2003. The average number of persons whose communications were intercepted increased from 116 per wiretap order in 2003 to 126 per order in 2004. The average percentage of intercepted communications that were incriminating was 21 percent in 2004, compared to 33 percent in 2003.

Public Law 106-197 amended 18 U.S.C. 2519(2)(b) to require that reporting should reflect the number of wiretap applications granted for which encryption was encountered and whether such encryption prevented law enforcement officials from obtaining the plain text of communications intercepted pursuant to the court orders. In 2004, two instances were reported of encryption's being encountered on wiretaps. One federal jurisdiction and one state jurisdiction each reported that encryption was encountered in a wiretap terminated in 2004; however, in both cases, the encryption was reported to have not prevented law enforcement officials from obtaining the plain text of communications intercepted.

The appendix tables of this report list all intercepts reported by judges and prosecuting officials for 2004. Appendix Table A-1 shows reports filed by federal judges and federal prosecuting officials. Appendix Table B-1 presents the same information for state judges and state prosecuting officials. Appendix Tables A-2 and B-2 contain information from the supplementary reports submitted by prosecuting officials about additional arrests and trials in 2004 arising from intercepts initially reported in prior years.

Title 18 U.S.C. Section 2519(2) provides that prosecutors must submit wiretap reports to the AO no later than January 31 of each year. This office, as is customary, sends a letter to the appropriate officials every year reminding them of the statutory mandate. Nevertheless, each year reports are received after the deadline has passed, and the filing of some reports may be delayed to avoid jeopardizing ongoing investigations. The percentage of missing state and local prosecutors' reports was 3 percent, the same as in 2003. Information received after the deadline will be included in next year's *Wiretap Report*. The AO is grateful for the cooperation and the prompt response we received from many officials around the nation.

Leonidas Ralph Mecham  
Director

April 2005

# Applications for Orders Authorizing or Approving the Interception of Wire, Oral, or Electronic Communications

## Reporting Requirements of the Statute

Each federal and state judge is required to file a written report with the Director of the Administrative Office of the United States Courts (AO) on each application for an order authorizing the interception of a wire, oral, or electronic communication (18 U.S.C. 2519(1)). This report is to be furnished within 30 days of the denial of the application or the expiration of the court order (after all extensions have expired). The report must include the name of the official who applied for the order, the offense under investigation, the type of interception device, the general location of the device, and the duration of the authorized intercept.

Prosecuting officials who applied for interception orders are required to submit reports to the AO each January on all orders that were terminated during the previous calendar year. These reports contain information related to the cost of each intercept, the number of days the intercept device was actually in operation, the total number of intercepts, and the number of incriminating intercepts recorded. Results such as arrests, trials, convictions, and the number of motions to suppress evidence related directly to the use of intercepts also are noted.

Neither the judges' reports nor the prosecuting officials' reports contain the names, addresses, or phone numbers of the parties investigated. The AO is **not** authorized to collect this information.

This report tabulates the number of applications for interceptions that were granted or denied, as reported by judges, as well as the number of authorizations for which interception devices were installed, as reported by prosecuting officials. No statistics are available on the number of devices installed for each authorized order. This report does not include interceptions regulated by the Foreign Intelligence Surveillance Act of 1978 (FISA).

No report to the AO is required when an order is issued with the consent of one of the principal parties

to the communication. Examples of such situations include the use of a wire interception to investigate obscene phone calls, the interception of a communication to which a police officer or police informant is a party, or the use of a body microphone. Also, no report to the AO is required for the use of a pen register (a device attached to a telephone line that records or decodes impulses identifying the numbers dialed from that line) unless the pen register is used in conjunction with any wiretap devices whose use must be reported. Pursuant to 18 U.S.C. 3126, the U.S. Department of Justice collects and reports data on pen registers and trap and trace devices.

## Regulations

The Director of the AO is empowered to develop and revise the reporting regulations and reporting forms for collecting information on intercepts. Copies of the regulations, the reporting forms, and the federal wiretapping statute may be obtained by writing to the Administrative Office of the United States Courts, Statistics Division, Washington, D.C. 20544.

The Attorney General of the United States, the Deputy Attorney General, the Associate Attorney General, any Assistant Attorney General, any acting Assistant Attorney General, or any specially designated Deputy Assistant Attorney General in the Criminal Division of the Department of Justice may authorize an application to a federal judge for an order authorizing the interception of wire, oral, or electronic communications. On the state level, applications are made by a prosecuting attorney "if such attorney is authorized by a statute of that State to make application to a State court judge of competent jurisdiction."

Many wiretap orders are related to large-scale criminal investigations that cross county and state boundaries. Consequently, arrests, trials, and convictions resulting from these interceptions often do not occur within the same year as the installation of the intercept device. Under 18 U.S.C. 2519(2), prosecuting officials must file supplementary reports on

additional court or police activity that occurs as a result of intercepts reported in prior years. Appendix Tables A-2 and B-2 describe the additional activity reported by prosecuting officials in their supplementary reports.

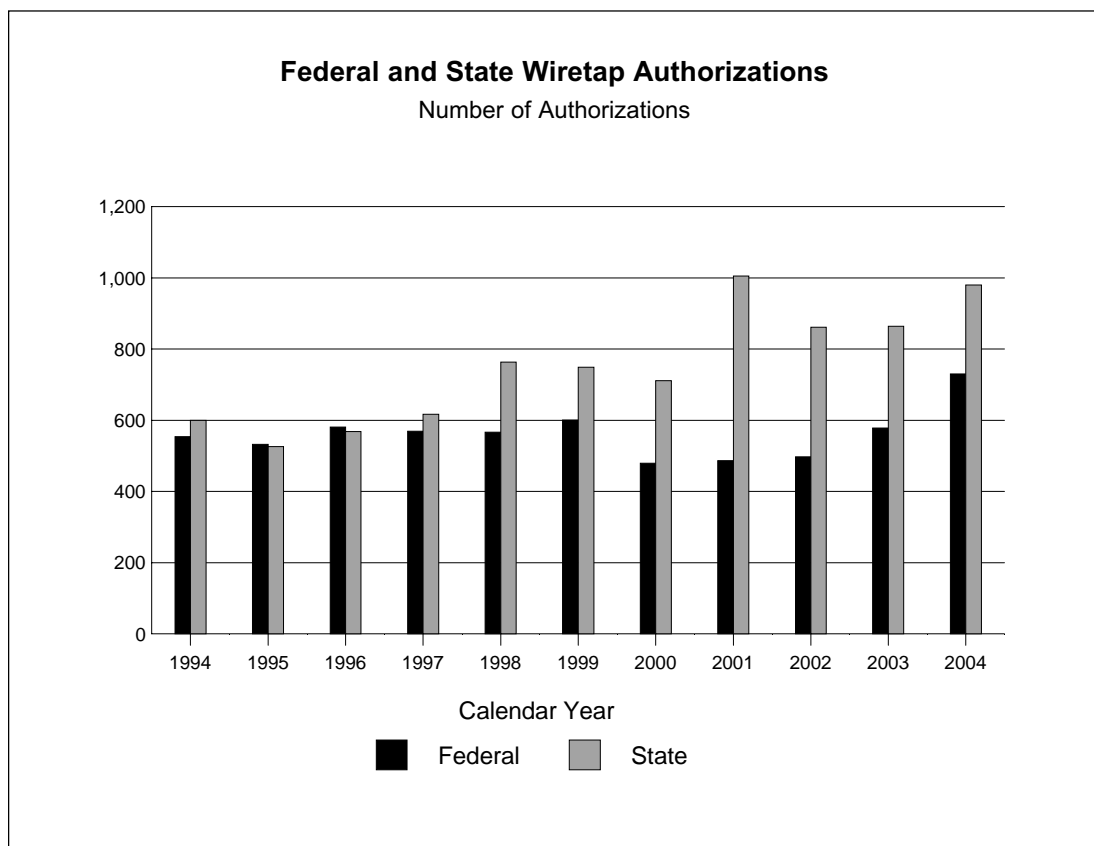
Table 1 shows that 47 jurisdictions (the federal government, the District of Columbia, the Virgin Islands, and 44 states) currently have laws that authorize courts to issue orders permitting wire, oral, or electronic surveillance. During 2004, a total of 20 jurisdictions reported using at least one of these three types of surveillance as an investigative tool.

## Summary and Analysis of Reports by Judges

Data on applications for wiretaps terminated during calendar year 2004 appear in Appendix Tables A-1 (federal) and B-1 (state). The reporting numbers used in the appendix tables are reference numbers assigned by the AO; these numbers do not correspond to the authorization or application numbers used by

the reporting jurisdictions. The same reporting number is used for any supplemental information reported for a communications intercept in future volumes of the *Wiretap Report*.

The number of wiretaps reported increased 19 percent in 2004. A total of 1,710 applications were authorized in 2004, including 730 submitted to federal judges and 980 to state judges. Judges approved all applications. Compared to the number approved during 2003, the number of applications approved by federal judges in 2004 increased 26 percent, and the number of applications approved by state judges rose 13 percent. Wiretap applications in New York (347 applications), California (180 applications), New Jersey (144 applications), and Florida (72 applications) accounted for 76 percent of all applications approved by state judges. The number of states reporting wiretap activity was lower than the number for last year (19 states reported such activity in 2004, compared to 23 in 2003) but equal to the number for 2002. Eighty-five separate state jurisdictions submitted reports for 2004, which is 17 fewer than the total for 2003, but 5 more than the total for 2002.



## Authorized Lengths of Intercepts

Table 2 presents the number of intercept orders issued in each jurisdiction that provided reports, the number of amended intercept orders issued, the number of extensions granted, the average lengths of the original authorizations and their extensions, the total number of days the intercepts actually were in operation, and the nature of the location where each interception of communications occurred. Most state laws limit the period of surveillance under an original order to 30 days. This period, however, can be lengthened by one or more extensions if the authorizing judge determines that additional time for surveillance is warranted.

During 2004, the average length of an original authorization was 28 days, one day fewer than in 2003. A total of 1,341 extensions were requested and authorized in 2004, an increase of 17 percent. The average length of an extension was 28 days, one fewer than in 2003. The longest federal intercept occurred in the Northern District of Illinois, where an original 30-day order was extended 12 times to complete a 390-day wiretap used in a racketeering investigation. Among state wiretaps terminating during 2004, the longest was used in a narcotics investigation conducted in Queens County, New York; this wiretap, also in use for 390 days, required a 30-day order to be extended 12 times. In contrast, 24 federal intercepts and 59 state intercepts each were in operation for less than a week.

## Locations

The most common location specified in wiretap applications authorized in 2004 was “portable device, carried by/on individual,” a category included for the first time in the *2000 Wiretap Report*. This category was added because wiretaps authorized for devices such as portable digital pagers and cellular telephones did not fit readily into the location categories provided prior to 2000. Since that time, the proportion of wiretaps involving fixed locations has declined as the use of mobile communications devices has become more prevalent. Table 2 shows that in 2004, a total of 88 percent (1,507 wiretaps) of all intercepts authorized involved portable devices such as these, which are not limited to fixed locations.

This is an increase of 7 points over the percentage in 2003, when 81 percent of all intercepts involved portable devices.

The next most common specific location for the placement of wiretaps in 2004 was a “personal residence,” a type of location that includes single-family houses, as well as row houses, apartments, and other multi-family dwellings. Table 2 shows that in 2004, a total of 5 percent (83 wiretaps) of all intercept devices were authorized for personal residences. Two percent (30 wiretaps) were authorized for business establishments such as offices, restaurants, and hotels. Combinations of locations were cited in 65 federal and state applications (4 percent of the total) in 2004. One percent (22 wiretaps) were authorized for “other” locations, which included such places as prisons, pay telephones in public areas, and motor vehicles.

Pursuant to the Electronic Communications Privacy Act of 1986, a specific location need not be cited if the application contains a statement explaining why such specification is not practical or shows “a purpose, on the part of that person (under investigation), to thwart interception by changing facilities” (see 18 U.S.C. 2518 (11)). In these cases, prosecutors use “roving” wiretaps to target a specific person rather than a specific telephone or location. The Intelligence Authorization Act of 1999, enacted on October 20, 1998, amended 18 U.S.C. 2518 (11)(b) to provide that a specific facility need not be cited “if there is probable cause to believe that actions by the person under investigation could have the effect of thwarting interception from a specified facility.” The amendment also specifies that “the order authorizing or approving the interception is limited to interception only for such time as it is reasonable to presume that the person identified in the application is or was reasonably proximate to the instrument through which such communication will be or was transmitted.”

For 2004, an authorization for one wiretap indicated approval with a relaxed specification order, meaning it was considered a roving wiretap. This is a decrease from 2003, when six wiretaps were reported as roving wiretaps. The roving wiretap approved in 2004 was a federal wiretap used in a narcotics investigation; no roving wiretaps were reported by state authorities.

## Offenses

Violations of drug laws and racketeering laws were the two most prevalent types of offenses investigated through communications intercepts. Gambling was the third most frequently recorded offense category, and homicide/assault the fourth. Table 3 indicates that 76 percent of all applications for intercepts (1,308 wiretaps) authorized in 2004 cited drug offenses as the most serious offense under investigation. Many applications for court orders indicated that several criminal offenses were under investigation, but Table 3 includes only the most serious criminal offense named in an application. The use of federal intercepts to conduct drug investigations was most common in the Southern District of New York (95 applications), the Northern District of Illinois (51 applications), and the Central District of California (42 applications). On the state level, the largest number of drug-related intercepts was reported in Queens County, New York (83 applications), followed by Los Angeles County, California (75 applications) and the New York City Special Narcotics Bureau (73 applications). Nationwide, racketeering (138 orders) and gambling (90 orders) were specified in 8 percent and 5 percent of applications, respectively, as the most serious offense under investigation. The categories of homicide/assault (48 orders) and larceny/theft/robbery (39 orders) were specified in 3 percent and 2 percent of applications, respectively.

## Summary and Analysis of Reports by Prosecuting Officials

In accordance with 18 U.S.C. 2519(2), prosecuting officials must submit reports to the AO no later than January 31 of each year for intercepts terminated during the previous calendar year. Appendix Tables A-1 and B-1 contain information from all prosecutors' reports submitted for 2004. Judges submitted 52 reports for which the AO received no corresponding reports from prosecuting officials. For these authorizations, the entry "NP" (no prosecutor's report) appears in the appendix tables. Some of the prosecutors' reports may have been received too late to include in this report, and some prosecutors

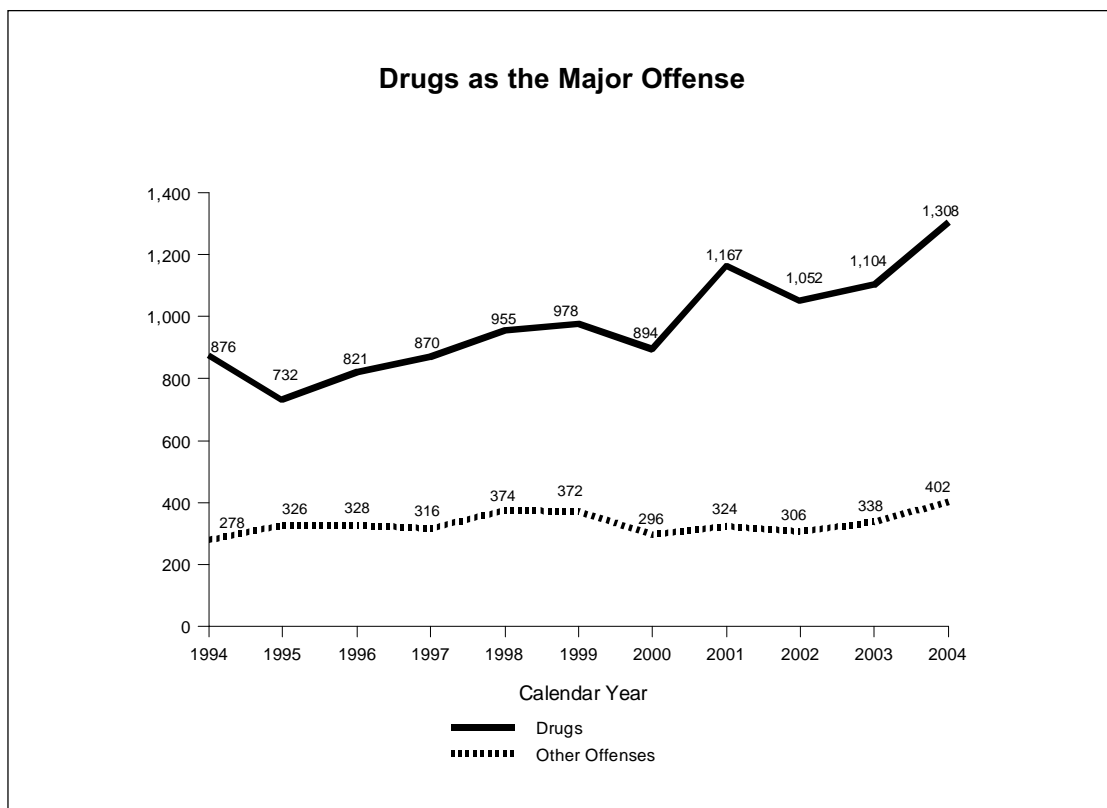
delayed filing reports to avoid jeopardizing ongoing investigations. Information received after the deadline will be included in next year's *Wiretap Report*.

## Nature of Intercepts

Of the 1,710 communication interceptions authorized in 2004, reports submitted by prosecutors indicated that intercept devices were installed and results were reported in conjunction with a total of 1,633 orders. As shown in Table 2, orders for 25 wiretaps were approved for which no wiretaps actually were installed, and results from 52 wiretap orders were not available for reporting by the prosecutors. Table 4 presents information on the average number of intercepts per order, the number of persons whose communications were intercepted, the total number of communications intercepted, and the number of incriminating intercepts. Wiretaps varied extensively with respect to the above characteristics.

In 2004, installed wiretaps were in operation an average of 43 days, one day less than the average number of days wiretaps were in operation in 2003. The most active federal wiretap occurred in the District of New Jersey, where a counterfeiting investigation involving the interception of computer messages resulted in the interception of 206,444 messages over 30 days. The second most active federal intercept, also a computer wiretap, occurred in the Southern District of New York as part of a 30-day racketeering investigation and resulted in a total of 107,779 interceptions. The next most active federal wiretaps involved cellular telephone intercepts: a 30-day narcotics investigation in the Northern District of Illinois with an average of 476 interceptions per day, and a 60-day narcotics investigation in the District of Colorado with an average of 437 interceptions per day. For state authorizations, two jurisdictions reported wiretaps that produced an average of more than 600 intercepts per day: a wiretap used in a 30-day narcotics investigation in Oklahoma County, Oklahoma, with an average of 681 intercepts per day, and a 30-day narcotics investigation in Suffolk County, New York, with an average of 619 intercepts per day. Nationwide, in 2004 the average number of persons whose communications were intercepted per order in which intercepts were installed was 126, and the average number of communications intercepted was 3,017





per wiretap. An average of 619 intercepts per installed wiretap produced incriminating evidence. The average percentage of incriminating intercepts per order was 21 percent in 2004, compared to 33 percent in 2003.

The three major categories of surveillance are wire communications, oral communications, and electronic communications. In the early years of wiretap reporting, nearly all intercepts involved telephone (wire) surveillance, primarily communications made via conventional telephone lines; the remainder involved microphone (oral) surveillance or a combination of wire and oral interception. With the passage of the Electronic Communications Privacy Act of 1986, a third category was added for the reporting of electronic communications, which most commonly involve digital-display paging devices or fax machines, but also may include some computer transmissions.

Table 6 presents the type of surveillance method used for each intercept installed. The most common method of surveillance reported was “phone wire communication,” which includes all telephones (land line, cellular, cordless, and mobile). Telephone wiretaps accounted for 94 percent (1,530 cases) of

intercepts installed in 2004. Of those, 1,480 wiretaps involved cellular/mobile telephones, either as the only type of device under surveillance (1,406 cases) or in combination with other types of telephones (74 cases).

The next most common method of surveillance reported was the electronic wiretap, which includes devices such as digital display pagers, voice pagers, fax machines, and transmissions via computer such as electronic mail. Electronic wiretaps accounted for 2 percent (38 cases) of intercepts installed in 2004; 20 of these involved electronic pagers, 12 involved computers, and 6 involved other electronic devices such as fax machines. Oral wiretaps including microphones were used in 2 percent of intercepts (37 cases). A combination of surveillance methods was used in 2 percent of intercepts (28 cases); of these combination intercepts, 93 percent (26 cases) included a mobile/cellular telephone as one of the devices monitored.

Public Law 106-197 amended 18 U.S.C. 2519(2)(b) in 2001 to require that reporting should reflect the number of wiretap applications granted in which encryption was encountered and whether such

encryption prevented law enforcement officials from obtaining the plain text of communications intercepted pursuant to the court orders. In 2004, one instance was reported of encryption encountered during a federal wiretap; however, the encryption did not prevent law enforcement officials from obtaining the plain text of the communications intercepted. One state jurisdiction reported that encryption was encountered in a wiretap terminated in 2004, but the encryption did not prevent law enforcement officials from obtaining the plain text of communications intercepted.

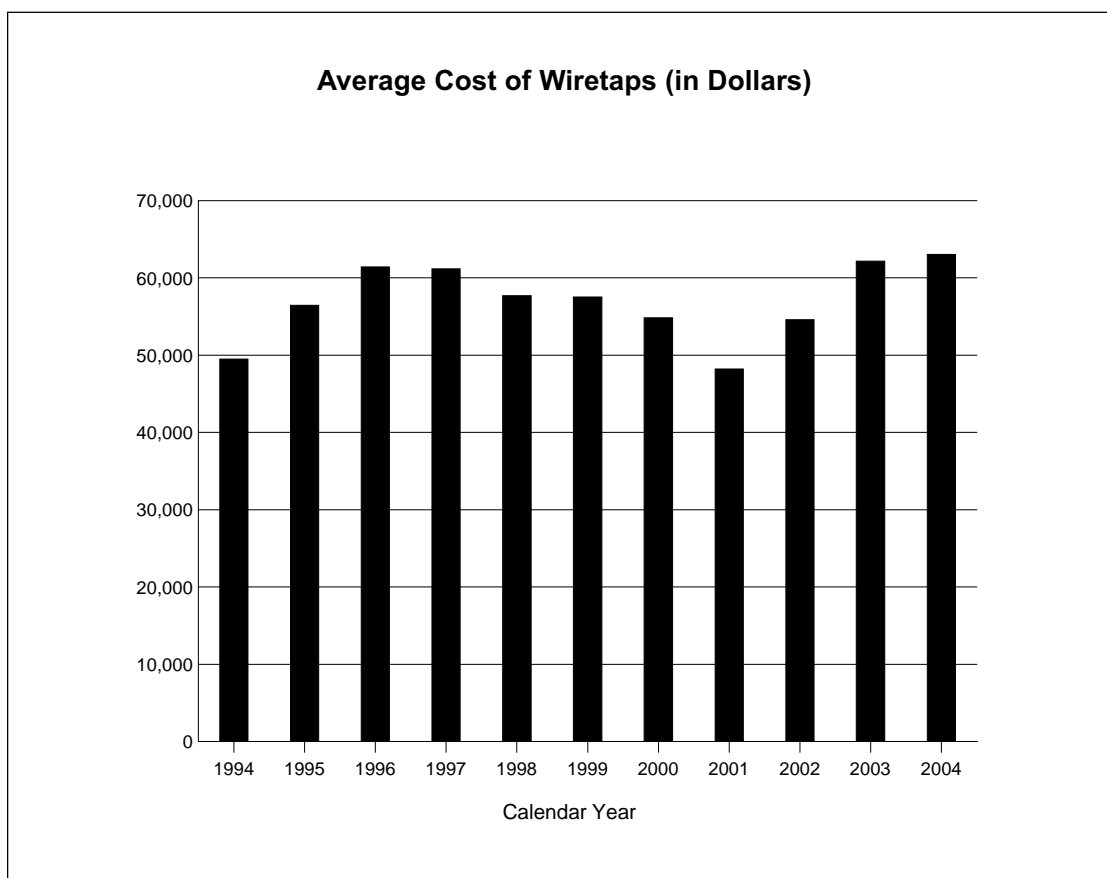
### Costs of Intercepts

Table 5 provides a summary of expenses related to intercept orders in 2004. The expenditures noted reflect the cost of installing intercept devices and monitoring communications for the 1,559 authorizations for which reports included cost data. The average cost of intercept devices installed in 2004 was \$63,011, up 1 percent from the average cost in 2003. For federal wiretaps for which expenses were reported

in 2004, the average cost was \$75,527, a 5 percent increase from the average cost in 2003. The average cost of a state wiretap fell 3 percent to \$52,490 in 2004. For additional information, see Appendix Tables A-1 (federal) & B-1 (state).

### Arrests and Convictions

Table 6 presents the numbers of persons arrested and convicted as a result of interceptions reported as terminated in 2004. As of December 31, 2004, a total of 4,506 persons had been arrested based on interceptions of wire, oral, or electronic communications, 23 percent more than in 2003. Wiretaps terminated in 2004 resulted in the conviction of 634 persons as of December 31, 2004, which was 14 percent of the number of persons arrested. Federal wiretaps were responsible for 53 percent of the arrests and 29 percent of the convictions arising from wiretaps during 2004. A federal wiretap in the Western District of Texas that resulted in the most arrests of any intercept terminated in 2004 was the lead wiretap of three intercepts authorized for a bribery investigation



that led to the arrest of 270 persons. Middlesex County, New Jersey, reported the most arrests of any state wiretap; the lead wiretap of two intercepts used in a narcotics investigation there yielded the arrest of 97 persons. The leader among federal intercepts in producing convictions was a wiretap that was the lead wiretap of three intercepts authorized in the District of Connecticut for a narcotics investigation, which led to the conviction of 32 of the 44 persons arrested. Two state jurisdictions each reported an interception producing 26 convictions, tying for the largest number of convictions arising from a state wiretap terminated in 2004. A wiretap used in a narcotics investigation in San Diego County, California, resulted in the conviction of 26 of the 34 persons arrested, and a wiretap that was the lead wiretap of three used in a narcotics investigation in the Fourth Judicial Circuit (Duval), Florida, led to the conviction of 26 of the 33 persons arrested.

Federal and state prosecutors often note the importance of electronic surveillance in obtaining arrests and convictions. The District of Maryland reported that a federal wiretap involving cellular telephone surveillance during a narcotics conspiracy investigation led to 15 arrests and 7 convictions; in addition, the reporting officials stated that this wiretap “resulted in the seizure of 50 kilos of cocaine, 11 kilos of heroin, 3 vehicles, 15 weapons, and \$2,600,000 in cash.” Reporting officials in the Central District of California described a federal wiretap in use for 60 days in a narcotics importation investigation that resulted in 4 arrests, along with the seizure of 2 tons of marijuana, 10 vehicles, 4 weapons, and \$2,161,530 in cash. Incriminating communications obtained from a wiretap in the Middle District of North Carolina produced 11 arrests and the seizure of 9 vehicles, 20 weapons, 23 kilos of cocaine, and \$1,764,209 in cash. Surveillance of cellular telephone communications reported by the Southern District of California contributed to 45 arrests and the seizure of 16 pounds of “ice” methamphetamine, 6 kilos of cocaine, 40 pounds of marijuana, 2 indoor marijuana-growing operations, 26 weapons, 7 vehicles, and \$1,167,000 in cash.

On the state level, officials in Los Angeles County, California, reported that a cellular telephone wiretap in use for 11 days led to the arrest of conspirators planning to murder a police officer and that

“weapons and masks intended for this crime were seized based on information captured on the wire.” The district attorney in Franklin County, New York, reported that interceptions obtained from a cellular telephone wiretap conducted over 30 days in a money laundering investigation “were critical to surveillance of a large drug conspiracy in a rural area not conducive to physical surveillance” and resulted in nine arrests. In Georgia, the Gwinnett County district attorney’s office reported that a wiretap in use for one day during a kidnapping investigation permitted the interception of communications made by the kidnappers as they used the victim’s cellular telephone until the victim was released. In San Bernardino County, California, officials reported that the surveillance of a cellular telephone for 340 days in a narcotics investigation “provided the evidence which has made it possible to prosecute and convict international narcotics traffickers.”

Because criminal cases involving the use of surveillance may still be under active investigation or prosecution, the final results of many of the wiretaps concluded in 2004 may not have been reported. Prosecutors will report additional costs, arrests, trials, motions to suppress evidence, and convictions related directly to these intercepts in future supplementary reports, which will be noted in Appendix Tables A-2 and B-2 of subsequent volumes of the *Wiretap Report*.

## **Summary of Reports for Years Ending December 31, 1994 Through 2004**

Table 7 provides information on intercepts reported each year from 1994 to 2004. This table specifies the number of intercept applications requested, authorized, and installed; the number of extensions granted; the average length of original orders and extensions; the locations of intercepts; the major offenses investigated; average costs; and the average number of persons intercepted, communications intercepted, and incriminating intercepts. From 1994 to 2004, the number of intercept applications authorized increased 48 percent. The majority of wiretaps consistently have been used for drug crime investigations, which accounted for 76 percent of

intercept applications in 2004. During the past 10 years, the percentage of drug-related wiretaps has ranged from 69 percent to 78 percent of all authorized applications.

## **Supplementary Reports**

Under 18 U.S.C. 2519(2), prosecuting officials must file supplementary reports on additional court or police activity occurring as a result of intercepts reported in prior years. Because many wiretap orders are related to large-scale criminal investigations that cross county and state boundaries, supplementary reports are necessary to fulfill reporting requirements. Arrests, trials, and convictions resulting from these interceptions often do not occur within the same year in which the intercept was first reported.

Appendix Tables A-2 and B-2 provide detailed data from all supplementary reports submitted.

During 2004, a total of 2,153 arrests, 1,683 convictions, and additional costs of \$19,112,753 arose from and were reported for wiretaps completed in previous years. Table 8 summarizes additional prosecution activity by jurisdiction from supplemental reports on intercepts terminated in the years noted. Sixty-two percent of the supplemental reports of additional activity in 2004 involved wiretaps terminated in 2003. Of all supplemental arrests, convictions, and costs reported in 2004, intercepts concluded in 2003 led to 77 percent of arrests, 59 percent of convictions, and 94 percent of expenditures. Table 9 reflects the total number of arrests and convictions resulting from intercepts terminated in calendar years 1994 through 2004.

**Table 1**  
**Jurisdictions With Statutes Authorizing the Interception**  
**of Wire, Oral, or Electronic Communications**  
**Effective During the Period January 1 Through December 31, 2004\***

<b>Jurisdiction</b>	<b>Statutory Citation**</b>	<b>Reported Use of Wiretap in 2004</b>	<b>Number of Orders Authorized in 2004</b>
Federal	18:2510 - 2520	Yes	730
Alaska	12.37	No	-
Arizona	ARS 13-3010 - 13-3018	Yes	10
California	Penal Code Sections 629.50-629.98	Yes	180
Colorado	16-15-102	No	-
Connecticut	54-41a - 54-41t	No	-
Delaware	11 Del.C.Chap.24	Yes	4
District of Columbia	23-541 - 23-556	No	-
Florida	934.01 - 934.10	Yes	72
Georgia	16-11-64	Yes	33
Hawaii	803-41 - 803-48	No	-
Idaho	18-6701 - 18-6710	No	-
Illinois	720 ILCS SEC.5/108B	Yes	21
Indiana	35-33.5-3-1	No	-
Iowa	808B.1 - 808B.9	No	-
Kansas	22-2514 - 22-2516	No	-
Louisiana	Act No. 121 3B No.233 15:1308(A)(2)	No	-
Maine	15 M.R.S.A. Sec 709 et seq.	No	-
Maryland	10-401 - 10-411	Yes	34
Massachusetts	272:99	Yes	23
Minnesota	626A.01 - 626A.21	Yes	1
Mississippi	41-29-501	Yes	3
Missouri	33-542.400 - 542.424	No	-
Nebraska	86-290 - 86-294	No	-
Nevada	179.410 - 179.515, NRS 200.620	Yes	8
New Hampshire	570-A:1 - A:11	Yes	13
New Jersey	2A-156A-1 - 156A-34	Yes	144
New Mexico	30-12-2 - 30-12-11	No	-
New York	CPL Article 700	Yes	347
North Carolina	N.C.G.S. 15A-286	No	-
North Dakota	29-29.2	No	-
Ohio	2933.51 - 2933.66	Yes	1
Oklahoma	13 O.S. 176.1 - 176.14	Yes	16
Oregon	ORS 133.721 - 133.739	No	-
Pennsylvania	18 Pa.C.S. Sec 5701-5728	Yes	32
Rhode Island	12-5.1-1 - 12-5.1-16	No	-
South Carolina	SC Code Section 17-30-10 et seq.	No	-
South Dakota	23A - 35A	No	-
Tennessee	40-6-301 - 40-6-311	Yes	36
Texas	Crim. Proc. Sec. 18.20	No	-
Utah	77-23a-1 - 77-23a-16	No	-
Virgin Islands	5 V.I.C. Sec 4101-4107	No	-
Virginia	19.2-61	No	-
Washington	9.73	No	-
West Virginia	62-1D-11	No	-
Wisconsin	968.27 - 968.33	Yes	2
Wyoming	7-3-701 - 7-3-712	No	-

\* Pursuant to provisions of the Omnibus Crime Control and Safe Streets Act of 1968, 18 U.S.C. 2519.

\*\* Includes only those jurisdictions that enacted legislation during or before calendar year 2004.

**Table 2**  
**Intercept Orders Issued by Judges During Calendar Year 2004**

Reporting Jurisdiction	Number of Intercept Orders					Number of Extensions	Avg. Length (in Days)		Total Number of Days in Operation	Location Authorized in Original Application						
	Authorized	Amended	No Prosecutor's Report	Never Installed	Installed*		Original Authorization	Extensions		Personal Residence	Business	Portable Device	Combination**	Other	Roving	None Specified
<b>TOTAL</b>	<b>1,710</b>	<b>79</b>	<b>52</b>	<b>25</b>	<b>1,633</b>	<b>1,341</b>	<b>28</b>	<b>28</b>	<b>69,980</b>	<b>83</b>	<b>30</b>	<b>1,507</b>	<b>65</b>	<b>22</b>	<b>1</b>	<b>2</b>
<b>FEDERAL</b>	<b>730</b>	<b>6</b>	<b>-</b>	<b>7</b>	<b>723</b>	<b>500</b>	<b>30</b>	<b>30</b>	<b>30,877</b>	<b>14</b>	<b>8</b>	<b>678</b>	<b>16</b>	<b>11</b>	<b>1</b>	<b>2</b>
<b>ARIZONA</b>																
MARICOPA	1	1	-	-	1	2	30	30	84	-	-	-	1	-	-	-
PIMA	1	-	-	-	1	5	30	12	69	-	-	-	1	-	-	-
STATE ATTORNEY GENERAL	8	2	-	-	8	14	30	30	593	-	-	4	4	-	-	-
<b>CALIFORNIA</b>																
ALAMEDA	3	-	-	-	3	1	30	30	102	-	-	3	-	-	-	-
FRESNO	1	-	-	-	1	-	30	-	28	-	-	1	-	-	-	-
IMPERIAL	3	-	-	-	3	-	30	-	90	-	-	3	-	-	-	-
LOS ANGELES	95	-	5	-	90	30	30	30	3,106	-	-	77	18	-	-	-
ORANGE	20	-	12	-	8	2	30	30	207	-	-	19	1	-	-	-
RIVERSIDE	12	2	-	-	12	2	30	30	361	-	-	11	1	-	-	-
SAN BERNARDINO	28	-	-	1	27	46	30	30	2,059	-	-	24	4	-	-	-
SAN DIEGO	17	-	-	-	17	6	30	30	526	-	-	17	-	-	-	-
TEHAMA	1	1	-	-	1	-	30	-	21	-	-	1	-	-	-	-
<b>DELAWARE</b>																
STATE ATTORNEY GENERAL	4	-	-	-	4	-	16	-	58	-	-	3	-	1	-	-
<b>FLORIDA</b>																
4TH JUDICIAL CIRCUIT (DUVAL)	14	2	-	-	14	11	30	30	602	-	-	14	-	-	-	-
5TH JUDICIAL CIRCUIT (LAKE/MARION)	5	-	-	-	5	-	28	-	109	1	-	4	-	-	-	-
9TH JUDICIAL CIRCUIT (ORANGE/OSCEOLA)	1	-	-	-	1	-	17	-	17	-	-	1	-	-	-	-
17TH JUDICIAL CIRCUIT (BROWARD)	6	-	-	-	6	11	30	30	458	1	-	5	-	-	-	-
18TH JUDICIAL CIRCUIT (BREVARD/SEMINOLE)	14	1	1	-	13	7	30	30	463	-	-	14	-	-	-	-
19TH JUDICIAL CIRCUIT (SAINT LUCIE)	8	-	-	2	6	2	30	30	208	2	-	6	-	-	-	-
STATE ATTORNEY GENERAL	24	-	1	-	23	12	30	30	763	-	-	24	-	-	-	-
<b>GEORGIA</b>																
AUGUSTA	2	-	-	-	2	-	23	-	42	-	-	2	-	-	-	-
BIBB	3	-	-	-	3	-	30	-	41	1	-	2	-	-	-	-
CHATHAM	3	-	-	-	3	-	30	-	57	-	-	3	-	-	-	-
CLAYTON	2	-	2	-	-	-	30	-	-	-	-	2	-	-	-	-
FULTON	9	-	-	-	9	-	30	-	151	-	-	9	-	-	-	-
GWINNETT	1	-	-	4	1	30	30	54	-	-	3	1	-	-	-	-
HOUSTON	10	-	-	1	9	-	30	-	179	2	-	8	-	-	-	-
<b>ILLINOIS</b>																
CLARK	1	-	-	-	1	-	30	-	30	1	-	-	-	-	-	-
MONROE	4	-	-	3	1	-	30	-	1	2	-	-	1	1	-	-
PIATT	2	-	-	-	2	-	16	-	3	-	-	-	2	-	-	-
WINNEBAGO	14	-	-	-	14	1	29	10	95	10	1	-	-	3	-	-

**Table 2**  
**Intercept Orders Issued by Judges During Calendar Year 2004 (Continued)**

Reporting Jurisdiction	Number of Intercept Orders					Avg. Length (in Days)		Total Number of Days in Operation	Location Authorized in Original Application						
	Authorized	Amended	No Prosecutor's Report	Never Installed	Installed*	Number of Extensions	Original Authorization		Personal Residence	Business	Portable Device	Combination**	Other	Roving	None Specified
<b>MARYLAND</b>															
BALTIMORE	20	-	-	-	20	1	26	30	388	1	-	19	-	-	-
BALTIMORE CITY	6	-	-	-	6	3	30	30	189	-	-	6	-	-	-
CARROLL	4	-	-	-	4	2	30	30	165	1	-	3	-	-	-
CECIL	4	-	4	-	-	3	30	30	-	2	-	2	-	-	-
<b>MASSACHUSETTS</b>															
ESSEX	8	-	-	-	8	11	11	11	202	-	-	8	-	-	-
HAMPDEN	8	1	-	-	8	2	15	15	150	-	1	7	-	-	-
MIDDLESEX	6	-	-	-	6	2	15	15	120	-	-	6	-	-	-
SUFFOLK	1	-	-	-	1	-	15	-	15	-	-	1	-	-	-
<b>MINNESOTA</b>															
CLAY	1	-	-	-	1	-	30	-	12	-	-	-	-	1	-
<b>MISSISSIPPI</b>															
RANKIN	2	-	-	-	2	-	30	-	48	-	-	2	-	-	-
SIMPSON	1	-	-	-	1	-	30	-	30	1	-	-	-	-	-
<b>NEVADA</b>															
CLARK	7	-	5	-	2	7	30	30	85	1	-	5	1	-	-
ELKO	1	-	-	-	1	-	3	-	3	-	-	-	-	1	-
<b>NEW HAMPSHIRE</b>															
STATE ATTORNEY GENERAL	13	1	-	-	13	37	10	10	466	1	-	12	-	-	-
<b>NEW JERSEY</b>															
BERGEN	23	1	-	-	23	28	20	21	988	-	2	21	-	-	-
BURLINGTON	2	-	-	1	1	-	15	-	1	-	-	2	-	-	-
CAMDEN	5	-	-	-	5	2	30	30	183	-	-	5	-	-	-
GLOUCESTER	3	2	3	-	-	-	20	-	-	-	-	1	2	-	-
HUDSON	10	-	-	-	10	11	20	12	296	-	-	10	-	-	-
MIDDLESEX	3	-	1	-	2	2	20	10	59	-	-	3	-	-	-
PASSAIC	42	2	-	-	42	10	22	26	909	-	-	42	-	-	-
SOMERSET	5	-	-	-	5	6	20	10	119	-	-	5	-	-	-
STATE ATTORNEY GENERAL	30	-	15	-	15	7	28	30	329	-	-	30	-	-	-
UNION	21	1	2	-	19	18	21	18	551	-	-	20	-	1	-
<b>NEW YORK</b>															
ALBANY	3	-	-	-	3	-	30	-	90	2	-	1	-	-	-
FRANKLIN	7	-	-	-	7	2	30	30	233	-	1	6	-	-	-
HERKIMER	3	1	-	-	3	1	15	18	63	-	2	1	-	-	-
KINGS	11	6	-	1	10	9	30	30	493	-	1	10	-	-	-
MONROE	3	-	-	-	3	4	30	30	146	2	-	1	-	-	-
MONTGOMERY	1	-	1	-	-	-	30	-	-	-	-	1	-	-	-
NASSAU	3	1	-	-	3	9	30	30	307	-	-	1	2	-	-
NEW YORK	11	-	-	-	11	78	30	28	2,132	4	1	6	-	-	-
NY ORGANIZED CRIME TASK FORCE	18	7	-	-	18	52	28	30	1,764	-	2	10	6	-	-
NYC SPECIAL NARCOTICS BUREAU	76	8	-	5	71	32	30	30	2,351	2	-	72	-	2	-

**Table 2**  
**Intercept Orders Issued by Judges During Calendar Year 2004 (Continued)**

Reporting Jurisdiction	Number of Intercept Orders					Number of Extensions	Avg. Length (in Days)		Total Number of Days in Operation	Location Authorized in Original Application						
	Authorized	Amended	No Prosecutor's Report	Never Installed	Installed*		Original Authorization	Extensions		Personal Residence	Business	Portable Device	Combination**	Other	Roving	None Specified
NEW YORK (CONTINUED)																
ONEIDA	6	3	-	-	6	2	30	30	189	2	1	3	-	-	-	-
ORANGE	2	-	-	-	2	5	30	30	178	-	-	-	2	-	-	-
OSWEGO	1	-	-	-	1	-	30	-	22	1	-	-	-	-	-	-
QUEENS	136	9	-	1	135	194	26	30	8,196	16	4	115	1	-	-	-
RICHMOND	2	1	-	-	2	3	30	30	108	-	-	2	-	-	-	-
ROCKLAND	4	-	-	-	4	4	30	30	198	-	-	4	-	-	-	-
STATE ATTORNEY GENERAL	1	-	-	-	1	8	30	30	151	-	-	1	-	-	-	-
SUFFOLK	34	6	-	-	34	31	28	30	1,582	7	4	22	1	-	-	-
WESTCHESTER	25	6	-	1	24	39	27	30	1,542	-	1	24	-	-	-	-
OHIO																
WASHINGTON	1	-	-	-	1	-	14	-	14	1	-	-	-	-	-	-
OKLAHOMA																
GARFIELD	1	1	-	-	1	-	30	-	24	1	-	-	-	-	-	-
LINCOLN	1	-	-	-	1	1	30	30	43	-	-	1	-	-	-	-
OKLAHOMA	14	-	-	-	14	2	30	30	440	1	-	13	-	-	-	-
PENNSYLVANIA																
ALLEGHENY	8	-	-	-	8	3	23	17	231	1	-	7	-	-	-	-
CHESTER	6	-	-	1	5	1	30	30	97	-	-	6	-	-	-	-
MONTGOMERY	5	1	-	-	5	-	30	-	39	1	-	3	-	1	-	-
PIKE	3	-	-	1	2	-	10	-	2	-	-	3	-	-	-	-
STATE ATTORNEY GENERAL	10	-	-	-	10	2	29	30	269	1	1	8	-	-	-	-
TENNESSEE																
DAVIDSON	36	5	-	-	36	52	30	30	2,228	-	-	36	-	-	-	-
WISCONSIN																
MILWAUKEE	2	-	-	-	2	2	30	17	86	-	-	2	-	-	-	-

\* Based on the number of orders for which intercept devices were installed as reported by the prosecuting official.

\*\* Combination refers to the number of authorized interceptions for which more than one location was reported.



**Table 3**  
**Major Offenses for Which Court-Authorized Intercepts Were Granted**  
**Pursuant to 18 U.S.C. 2519**  
**January 1 Through December 31, 2004**

Reporting Jurisdiction	Total	Bribery	Gambling	Homicide and Assault	Kidnapping	Larceny, Theft, and Robbery	Loansharking, Usury, and Extortion	Narcotics	Racketeering	Other
<b>TOTAL</b>	<b>1,710</b>	<b>16</b>	<b>90</b>	<b>48</b>	<b>4</b>	<b>39</b>	<b>5</b>	<b>1,308</b>	<b>138</b>	<b>62</b>
<b>FEDERAL</b>	<b>730</b>	<b>4</b>	<b>-</b>	<b>5</b>	<b>-</b>	<b>3</b>	<b>1</b>	<b>646</b>	<b>51</b>	<b>20</b>
<b>ARIZONA</b>										
MARICOPA	1	-	-	-	-	-	-	1	-	-
PIMA	1	-	-	-	-	-	-	1	-	-
STATE ATTORNEY GENERAL	8	-	-	-	-	-	-	4	-	4
<b>CALIFORNIA</b>										
ALAMEDA	3	-	-	-	-	-	-	3	-	-
FRESNO	1	-	-	-	-	-	-	1	-	-
IMPERIAL	3	-	-	-	-	-	-	3	-	-
LOS ANGELES	95	-	-	17	1	-	-	75	-	2
ORANGE	20	-	-	-	-	-	-	20	-	-
RIVERSIDE	12	-	-	-	-	-	-	12	-	-
SAN BERNARDINO	28	-	-	2	-	-	-	26	-	-
SAN DIEGO	17	-	-	-	-	-	-	15	-	2
TEHAMA	1	-	-	-	-	-	-	1	-	-
<b>DELAWARE</b>										
STATE ATTORNEY GENERAL	4	-	-	-	-	-	-	-	2	2
<b>FLORIDA</b>										
4TH JUDICIAL CIRCUIT (DUVAL)	14	-	-	-	-	-	-	12	2	-
5TH JUDICIAL CIRCUIT (LAKE/MARION)	5	-	-	-	-	-	2	3	-	-
9TH JUDICIAL CIRCUIT (ORANGE/OSCEOLA)	1	-	-	-	-	-	-	1	-	-
17TH JUDICIAL CIRCUIT (BROWARD)	6	-	6	-	-	-	-	-	-	-
18TH JUDICIAL CIRCUIT (BREVARD/SEMINOLE)	14	-	-	-	-	-	-	14	-	-
19TH JUDICIAL CIRCUIT (SAINT LUCIE)	8	-	-	2	-	-	-	-	6	-
STATE ATTORNEY GENERAL	24	-	-	-	-	-	-	7	17	-
<b>GEORGIA</b>										
AUGUSTA	2	-	-	-	-	-	-	2	-	-
BIBB	3	-	-	-	-	-	-	-	3	-
CHATHAM	3	-	-	-	-	-	-	3	-	-
CLAYTON	2	-	-	-	-	-	-	2	-	-
FULTON	9	-	-	-	-	-	-	-	9	-
GWINNETT	4	-	-	1	1	-	-	2	-	-
HOUSTON	10	-	-	-	-	-	-	10	-	-
<b>ILLINOIS</b>										
CLARK	1	-	-	-	-	-	-	1	-	-

**Table 3**  
**Major Offenses for Which Court-Authorized Intercepts Were Granted**  
**Pursuant to 18 U.S.C. 2519**  
**January 1 Through December 31, 2004 (Continued)**

Reporting Jurisdiction	Total	Bribery	Gambling	Homicide and Assault	Kidnapping	Larceny, Theft, and Robbery	Loansharking, Usury, and Extortion	Narcotics	Racketeering	Other
<b>ILLINOIS (CONTINUED)</b>										
MONROE	4	-	-	-	-	-	-	4	-	-
PIATT	2	-	-	1	-	-	-	-	-	1
WINNEBAGO	14	-	-	-	-	-	-	13	-	1
<b>MARYLAND</b>										
BALTIMORE	20	-	-	-	-	-	-	6	-	14
BALTIMORE CITY	6	-	-	-	-	-	-	6	-	-
CARROLL	4	-	-	-	-	-	-	4	-	-
CECIL	4	-	-	-	1	-	-	-	3	-
<b>MASSACHUSETTS</b>										
ESSEX	8	-	-	-	-	-	-	-	-	8
HAMPDEN	8	-	6	-	-	-	2	-	-	-
MIDDLESEX	6	-	6	-	-	-	-	-	-	-
SUFFOLK	1	-	-	-	-	-	-	1	-	-
<b>MINNESOTA</b>										
CLAY	1	-	-	-	-	-	-	-	1	-
<b>MISSISSIPPI</b>										
RANKIN	2	-	-	-	-	-	-	2	-	-
SIMPSON	1	-	-	-	-	-	-	1	-	-
<b>NEVADA</b>										
CLARK	7	-	-	2	-	-	-	5	-	-
ELKO	1	-	-	-	-	-	-	-	-	1
<b>NEW HAMPSHIRE</b>										
STATE ATTORNEY GENERAL	13	-	-	-	-	-	-	13	-	-
<b>NEW JERSEY</b>										
BERGEN	23	-	-	-	-	-	-	-	23	-
BURLINGTON	2	-	-	2	-	-	-	-	-	-
CAMDEN	5	-	-	-	-	-	-	5	-	-
GLOUCESTER	3	-	-	3	-	-	-	-	-	-
HUDSON	10	-	-	1	-	7	-	2	-	-
MIDDLESEX	3	-	-	-	-	-	-	3	-	-
PASSAIC	42	-	-	-	-	-	-	41	1	-
SOMERSET	5	-	-	1	-	-	-	4	-	-
STATE ATTORNEY GENERAL	30	-	2	1	-	-	-	16	11	-
UNION	21	-	-	-	-	-	-	21	-	-
<b>NEW YORK</b>										
ALBANY	3	-	-	1	-	-	-	2	-	-
FRANKLIN	7	-	-	-	-	-	-	-	7	-
HERKIMER	3	-	3	-	-	-	-	-	-	-
KINGS	11	-	4	-	-	-	-	6	-	1
MONROE	3	-	3	-	-	-	-	-	-	-

**Table 3**  
**Major Offenses for Which Court-Authorized Intercepts Were Granted**  
**Pursuant to 18 U.S.C. 2519**  
**January 1 Through December 31, 2004 (Continued)**

Reporting Jurisdiction	Total	Bribery	Gambling	Homicide and Assault	Kidnapping	Larceny, Theft, and Robbery	Loansharking, Usury, and Extortion	Narcotics	Racketeering	Other
<b>NEW YORK (CONTINUED)</b>										
MONTGOMERY	1	-	-	-	-	-	-	1	-	-
NASSAU	3	1	-	-	-	-	-	1	1	-
NEW YORK	11	1	-	-	-	9	-	1	-	-
NY ORGANIZED CRIME TASK FORCE	18	2	-	-	-	1	-	15	-	-
NYC SPECIAL NARCOTICS BUREAU	76	-	-	2	-	-	-	73	1	-
ONEIDA	6	-	-	-	-	-	-	6	-	-
ORANGE	2	-	-	-	-	-	-	2	-	-
OSWEGO	1	-	-	-	-	1	-	-	-	-
QUEENS	136	-	39	1	1	10	-	83	-	2
RICHMOND	2	-	-	-	-	-	-	2	-	-
ROCKLAND	4	-	-	-	-	-	-	4	-	-
STATE ATTORNEY GENERAL	1	-	-	-	-	1	-	-	-	-
SUFFOLK	34	8	10	-	-	-	-	15	-	1
WESTCHESTER	25	-	11	-	-	6	-	8	-	-
<b>OHIO</b>										
WASHINGTON	1	-	-	-	-	-	-	-	-	1
<b>OKLAHOMA</b>										
GARFIELD	1	-	-	1	-	-	-	-	-	-
LINCOLN	1	-	-	-	-	-	-	1	-	-
OKLAHOMA	14	-	-	1	-	-	-	13	-	-
<b>PENNSYLVANIA</b>										
ALLEGHENY	8	-	-	-	-	-	-	8	-	-
CHESTER	6	-	-	-	-	-	-	6	-	-
MONTGOMERY	5	-	-	1	-	-	-	2	-	2
PIKE	3	-	-	3	-	-	-	-	-	-
STATE ATTORNEY GENERAL	10	-	-	-	-	1	-	9	-	-
<b>TENNESSEE</b>										
DAVIDSON	36	-	-	-	-	-	-	36	-	-
<b>WISCONSIN</b>										
MILWAUKEE	2	-	-	-	-	-	-	2	-	-

Note: This table shows the most serious offense for each court-authorized interception.

**Table 4**  
**Summary of Interceptions of Wire, Oral, or Electronic Communications**  
**January 1 Through December 31, 2004\***

Reporting Jurisdiction	Number Authorized	Orders for Which Intercepts Installed	Average Number per Order When Installed**		
			Persons Intercepted	Intercepts	Incrimi- nating Intercepts
<b>TOTAL</b>	<b>1,710</b>	<b>1,633</b>	<b>126</b>	<b>3,017</b>	<b>619</b>
<b>FEDERAL</b>	<b>730</b>	<b>723</b>	<b>108</b>	<b>3,266</b>	<b>651</b>
<b>ARIZONA</b>					
MARICOPA	1	1	210	6,985	4,817
PIMA	1	1	50	17,000	4,000
STATE ATTORNEY GENERAL	8	8	414	9,854	1,309
<b>CALIFORNIA</b>					
ALAMEDA	3	3	346	3,465	546
FRESNO	1	1	150	859	314
IMPERIAL	3	3	21	1,359	88
LOS ANGELES	95	90	495	1,865	448
ORANGE	20	8	116	1,639	266
RIVERSIDE	12	12	31	692	298
SAN BERNARDINO	28	27	140	1,886	489
SAN DIEGO	17	17	122	1,895	463
TEHAMA	1	1	NR	449	4
<b>DELAWARE</b>					
STATE ATTORNEY GENERAL	4	4	949	1,079	195
<b>FLORIDA</b>					
4TH JUDICIAL CIRCUIT (DUVAL)	14	14	124	2,981	210
5TH JUDICIAL CIRCUIT (LAKE/MARION)	5	5	57	974	204
9TH JUDICIAL CIRCUIT (ORANGE/OSCEOLA)	1	1	81	234	234
17TH JUDICIAL CIRCUIT (BROWARD)	6	6	225	6,155	1,430
18TH JUDICIAL CIRCUIT (BREVARD/SEMINOLE)	14	13	118	3,577	200
19TH JUDICIAL CIRCUIT (SAINT LUCIE)	8	6	-	6,763	327
STATE ATTORNEY GENERAL	24	23	24	2,608	213
<b>GEORGIA</b>					
AUGUSTA	2	2	51	1,153	236
BIBB	3	3	13	814	475
CHATHAM	3	3	134	1,944	286
CLAYTON	2	NP	NP	NP	NP
FULTON	9	9	313	1,573	123
GWINNETT	4	4	88	2,782	60
HOUSTON	10	9	27	1,436	324
<b>ILLINOIS</b>					
CLARK	1	1	2	1	NR
MONROE	4	1	2	1	1
PIATT	2	2	2	2	1
WINNEBAGO	14	14	2	5	4
<b>MARYLAND</b>					
BALTIMORE	20	20	83	1,014	169
BALTIMORE CITY	6	6	156	3,072	255
CARROLL	4	4	63	1,754	168
CECIL	4	NP	NP	NP	NP

**Table 4**  
**Summary of Interceptions of Wire, Oral, or Electronic Communications**  
**January 1 Through December 31, 2004 (Continued)\***

Reporting Jurisdiction	Number Authorized	Orders for Which Intercepts Installed	Average Number per Order When Installed**		
			Persons Intercepted	Intercepts	Incrimi- nating Intercepts
MASSACHUSETTS					
ESSEX	8	8	NR	N	NR
HAMPDEN	8	8	6	567	25
MIDDLESEX	6	6	13	506	387
SUFFOLK	1	1	1	1	-
MINNESOTA					
CLAY	1	1	4	5	5
MISSISSIPPI					
RANKIN	2	2	41	1,117	200
SIMPSON	1	1	47	1,817	89
NEVADA					
CLARK	7	2	35	977	12
ELKO	1	1	-	-	-
NEW HAMPSHIRE					
STATE ATTORNEY GENERAL	13	13	NR	1,435	147
NEW JERSEY					
BERGEN	23	23	64	1,452	148
BURLINGTON	2	1	-	-	-
CAMDEN	5	5	83	1,825	171
GLOUCESTER	3	NP	NP	NP	NP
HUDSON	10	10	75	2,403	345
MIDDLESEX	3	2	701	9,791	9,517
PASSAIC	42	42	19	945	199
SOMERSET	5	5	36	494	456
STATE ATTORNEY GENERAL	30	15	82	2,345	160
UNION	21	19	292	999	180
NEW YORK					
ALBANY	3	3	31	2,301	331
FRANKLIN	7	7	NR	221	21
HERKIMER	3	3	57	710	118
KINGS	11	10	57	3,956	3,171
MONROE	3	3	100	4,312	1,176
MONTGOMERY	1	NP	NP	NP	NP
NASSAU	3	3	643	15,277	3,493
NEW YORK	11	11	86	11,197	151
NY ORGANIZED CRIME TASK FORCE	18	18	213	27,276	7,014
NYC SPECIAL NARCOTICS BUREAU	76	71	27	684	147
ONEIDA	6	6	20	562	231
ORANGE	2	2	253	22,113	2,109
OSWEGO	1	1	3,176	1,588	-
QUEENS	136	135	65	1,602	702
RICHMOND	2	2	210	3,250	2,600
ROCKLAND	4	4	18	2,029	160
STATE ATTORNEY GENERAL	1	1	1,108	79,765	10,972
SUFFOLK	34	34	59	4,096	569
WESTCHESTER	25	24	59	3,751	642

**Table 4**  
**Summary of Interceptions of Wire, Oral, or Electronic Communications**  
**January 1 Through December 31, 2004 (Continued)\***

Reporting Jurisdiction	Number Authorized	Orders for Which Intercepts Installed	Average Number per Order When Installed**		
			Persons Intercepted	Intercepts	Incrimi- nating Intercepts
<b>OHIO</b>					
WASHINGTON	1	1	51	1,747	189
<b>OKLAHOMA</b>					
GARFIELD	1	1	8	1,698	2
LINCOLN	1	1	400	2,178	432
OKLAHOMA	14	14	173	4,036	519
<b>PENNSYLVANIA</b>					
ALLEGHENY	8	8	19	1,341	232
CHESTER	6	5	64	1,862	77
MONTGOMERY	5	5	26	425	121
PIKE	3	2	2	2	1
STATE ATTORNEY GENERAL	10	10	85	780	123
<b>TENNESSEE</b>					
DAVIDSON	36	36	215	4,717	468
<b>WISCONSIN</b>					
MILWAUKEE	2	2	221	12,999	1,232

\* NR = Not reported or could not be determined. NP = No prosecutor's report.

\*\* Excludes those reports in which the number of persons intercepted, the number of intercepts, or the number of incriminating intercepts was not reported or could not be determined.

**Table 5**  
**Average Cost per Order**  
**January 1 Through December 31, 2004\***

Reporting Jurisdiction	Authorized Orders for Which Intercepts Installed	Intercept Orders for Which Cost Reported**	Average Cost per Order in \$
<b>TOTAL</b>	<b>1,633</b>	<b>1,559</b>	<b>63,011</b>
<b>FEDERAL</b>	<b>723</b>	<b>712</b>	<b>75,527</b>
<b>ARIZONA</b>			
MARICOPA	1	1	181,000
PIMA	1	-	-
STATE ATTORNEY GENERAL	8	8	315,343
<b>CALIFORNIA</b>			
ALAMEDA	3	3	51,000
FRESNO	1	1	187,031
IMPERIAL	3	3	16,628
LOS ANGELES	90	73	47,622
ORANGE	8	7	25,922
RIVERSIDE	12	10	40,747
SAN BERNARDINO	27	27	79,019
SAN DIEGO	17	17	32,833
TEHAMA	1	-	-
<b>DELAWARE</b>			
STATE ATTORNEY GENERAL	4	2	68,629
<b>FLORIDA</b>			
4TH JUDICIAL CIRCUIT (DUVAL)	14	14	32,765
5TH JUDICIAL CIRCUIT (LAKE/MARION)	5	2	37,056
9TH JUDICIAL CIRCUIT (ORANGE/OSCEOLA)	1	1	339,919
17TH JUDICIAL CIRCUIT (BROWARD)	6	6	148,683
18TH JUDICIAL CIRCUIT (BREVARD/SEMINOLE)	13	13	24,150
19TH JUDICIAL CIRCUIT (SAINT LUCIE)	6	5	22,000
STATE ATTORNEY GENERAL	23	22	24,539
<b>GEORGIA</b>			
AUGUSTA	2	2	59,884
BIBB	3	3	15,700
CHATHAM	3	3	42,800
CLAYTON	NP	NP	NP
FULTON	9	9	37,836
GWINNETT	4	4	26,511
HOUSTON	9	9	11,299
<b>ILLINOIS</b>			
CLARK	1	1	300
MONROE	1	1	85
PIATT	2	-	-
WINNEBAGO	14	14	3,535
<b>MARYLAND</b>			
BALTIMORE	20	14	21,019
BALTIMORE CITY	6	6	9,225
CARROLL	4	4	16,378
CECIL	NP	NP	NP

**Table 5**  
**Average Cost per Order**  
**January 1 Through December 31, 2004 (Continued)\***

Reporting Jurisdiction	Authorized Orders for Which Intercepts Installed	Intercept Orders for Which Cost Reported**	Average Cost per Order in \$
<b>MASSACHUSETTS</b>			
ESSEX	8	8	19,525
HAMPDEN	8	8	631
MIDDLESEX	6	-	-
SUFFOLK	1	1	30,600
<b>MINNESOTA</b>			
CLAY	1	1	622
<b>MISSISSIPPI</b>			
RANKIN	2	2	21,840
SIMPSON	1	1	21,840
<b>NEVADA</b>			
CLARK	2	2	65,215
ELKO	1	-	-
<b>NEW HAMPSHIRE</b>			
STATE ATTORNEY GENERAL	13	13	18,780
<b>NEW JERSEY</b>			
BERGEN	23	23	44,276
BURLINGTON	1	-	-
CAMDEN	5	5	167,808
GLOUCESTER	NP	NP	NP
HUDSON	10	10	39,637
MIDDLESEX	2	2	26,225
PASSAIC	42	42	29,398
SOMERSET	5	5	58,010
STATE ATTORNEY GENERAL	15	11	42,448
UNION	19	19	194,154
<b>NEW YORK</b>			
ALBANY	3	3	31,768
FRANKLIN	7	7	53,555
HERKIMER	3	3	9,200
KINGS	10	10	53,148
MONROE	3	-	-
MONTGOMERY	NP	NP	NP
NASSAU	3	3	323,871
NEW YORK	11	11	176,592
NY ORGANIZED CRIME TASK FORCE	18	18	312,716
NYC SPECIAL NARCOTICS BUREAU	71	62	12,108
ONEIDA	6	6	24,167
ORANGE	2	2	383,500
OSWEGO	1	-	-
QUEENS	135	135	10,111
RICHMOND	2	2	218,050
ROCKLAND	4	4	44,530
STATE ATTORNEY GENERAL	1	1	1,037,660
SUFFOLK	34	33	67,263
WESTCHESTER	24	24	52,018



**Table 5**  
**Average Cost per Order**  
**January 1 Through December 31, 2004 (Continued)\***

Reporting Jurisdiction	Authorized Orders for Which Intercepts Installed	Intercept Orders for Which Cost Reported**	Average Cost per Order in \$
<b>OHIO</b>			
WASHINGTON	1	1	7,700
<b>OKLAHOMA</b>			
GARFIELD	1	1	41,604
LINCOLN	1	1	161,000
OKLAHOMA	14	14	84,891
<b>PENNSYLVANIA</b>			
ALLEGHENY	8	8	75,553
CHESTER	5	5	68,874
MONTGOMERY	5	5	23,864
PIKE	2	2	234
STATE ATTORNEY GENERAL	10	10	59,246
<b>TENNESSEE</b>			
DAVIDSON	36	36	23,162
<b>WISCONSIN</b>			
MILWAUKEE	2	2	100,700

\* NP = No prosecutor's report.

\*\* Includes costs for orders for which intercepts were installed but not used.

**Table 6**  
**Types of Surveillance Used, Arrests, and Convictions for Intercepts Installed**  
**January 1 Through December 31, 2004\***

Reporting Jurisdiction	Orders for Which Intercepts Installed	Wire (Incl. Any Type Telephone: Standard, Cell, Mobile)	Oral (Incl. Microphone, Eavesdrop)	Electronic (Incl. Digital Pager, Fax, Computer)	Combination**	Number of Persons	
						Arrested	Convicted***
<b>TOTAL</b>	<b>1,633</b>	<b>1,530</b>	<b>37</b>	<b>38</b>	<b>28</b>	<b>4,506</b>	<b>634</b>
<b>FEDERAL</b>	<b>723</b>	<b>693</b>	<b>11</b>	<b>12</b>	<b>7</b>	<b>2,389</b>	<b>186</b>
<b>ARIZONA</b>							
MARICOPA	1	1	-	-	-	15	5
PIMA	1	1	-	-	-	-	-
STATE ATTORNEY GENERAL	8	7	-	-	1	65	2
<b>CALIFORNIA</b>							
ALAMEDA	3	2	-	-	1	-	-
FRESNO	1	1	-	-	-	63	-
IMPERIAL	3	3	-	-	-	-	-
LOS ANGELES	90	89	-	1	-	204	62
ORANGE	8	1	-	-	7	5	-
RIVERSIDE	12	8	-	-	4	23	1
SAN BERNARDINO	27	27	-	-	-	59	25
SAN DIEGO	17	16	-	-	1	130	35
TEHAMA	1	1	-	-	-	-	-
<b>DELAWARE</b>							
STATE ATTORNEY GENERAL	4	3	-	1	-	13	1
<b>FLORIDA</b>							
4TH JUDICIAL CIRCUIT (DUVAL)	14	14	-	-	-	60	28
5TH JUDICIAL CIRCUIT (LAKE/MARION)	5	5	-	-	-	15	12
9TH JUDICIAL CIRCUIT (ORANGE/OSCEOLA)	1	1	-	-	-	21	9
17TH JUDICIAL CIRCUIT (BROWARD)	6	6	-	-	-	-	-
18TH JUDICIAL CIRCUIT (BREVARD/SEMINOLE)	13	13	-	-	-	51	-
19TH JUDICIAL CIRCUIT (SAINT LUCIE)	6	5	1	-	-	14	-
STATE ATTORNEY GENERAL	23	23	-	-	-	71	10
<b>GEORGIA</b>							
AUGUSTA	2	2	-	-	-	13	11
BIBB	3	3	-	-	-	59	-
CHATHAM	3	3	-	-	-	9	4
CLAYTON	NP	-	-	-	-	-	-
FULTON	9	9	-	-	-	10	2
GWINNETT	4	4	-	-	-	14	-
HOUSTON	9	9	-	-	-	-	-
<b>ILLINOIS</b>							
CLARK	1	1	-	-	-	-	-
MONROE	1	-	-	-	1	1	1
PIATT	2	2	-	-	-	-	-
WINNEBAGO	14	-	14	-	-	17	-

**Table 6**  
**Types of Surveillance Used, Arrests, and Convictions for Intercepts Installed**  
**January 1 Through December 31, 2004 (Continued)\***

Reporting Jurisdiction	Orders for Which Intercepts Installed	Wire (Incl. Any Type Telephone: Standard, Cell, Mobile)	Oral (Incl. Microphone, Eavesdrop)	Electronic (Incl. Digital Pager, Fax, Computer)	Combination**	Number of Persons	
						Arrested	Convicted***
MARYLAND							
BALTIMORE	20	19	-	1	-	-	-
BALTIMORE CITY	6	6	-	-	-	-	-
CARROLL	4	4	-	-	-	18	10
CECIL	NP	-	-	-	-	-	-
MASSACHUSETTS							
ESSEX	8	8	-	-	-	-	-
HAMPDEN	8	7	1	-	-	-	-
MIDDLESEX	6	6	-	-	-	-	-
SUFFOLK	1	1	-	-	-	-	-
MINNESOTA							
CLAY	1	-	1	-	-	1	1
MISSISSIPPI							
RANKIN	2	2	-	-	-	-	-
SIMPSON	1	1	-	-	-	-	-
NEVADA							
CLARK	2	1	-	-	1	1	-
ELKO	1	1	-	-	-	-	-
NEW HAMPSHIRE							
STATE ATTORNEY GENERAL	13	13	-	-	-	-	-
NEW JERSEY							
BERGEN	23	21	2	-	-	12	-
BURLINGTON	1	1	-	-	-	-	-
CAMDEN	5	5	-	-	-	20	2
GLOUCESTER	NP	-	-	-	-	-	-
HUDSON	10	10	-	-	-	36	3
MIDDLESEX	2	2	-	-	-	97	-
PASSAIC	42	42	-	-	-	156	-
SOMERSET	5	4	-	1	-	35	-
STATE ATTORNEY GENERAL	15	15	-	-	-	33	-
UNION	19	17	-	2	-	51	-
NEW YORK							
ALBANY	3	2	-	-	1	10	10
FRANKLIN	7	7	-	-	-	9	-
HERKIMER	3	3	-	-	-	5	-
KINGS	10	9	1	-	-	-	-
MONROE	3	3	-	-	-	-	-
MONTGOMERY	NP	-	-	-	-	-	-
NASSAU	3	2	-	-	1	24	2
NEW YORK	11	11	-	-	-	24	-
NY ORGANIZED CRIME TASK FORCE	18	15	2	-	1	69	-
NYC SPECIAL NARCOTICS BUREAU	71	63	-	8	-	60	30
ONEIDA	6	6	-	-	-	11	11

**Table 6**  
**Types of Surveillance Used, Arrests, and Convictions for Intercepts Installed**  
**January 1 Through December 31, 2004 (Continued)\***

Reporting Jurisdiction	Orders for Which Intercepts Installed	Wire (Incl. Any Type Telephone: Standard, Cell, Mobile)	Oral (Incl. Microphone, Eavesdrop)	Electronic (Incl. Digital Pager, Fax, Computer)	Combination**	Number of Persons	
						Arrested	Convicted***
NEW YORK (CONTINUED)							
ORANGE	2	-	-	-	2	24	23
OSWEGO	1	1	-	-	-	-	-
QUEENS	135	125	1	9	-	107	64
RICHMOND	2	2	-	-	-	19	15
ROCKLAND	4	4	-	-	-	21	8
STATE ATTORNEY GENERAL	1	1	-	-	-	-	-
SUFFOLK	34	29	2	3	-	48	27
WESTCHESTER	24	24	-	-	-	31	8
OHIO							
WASHINGTON	1	1	-	-	-	12	9
OKLAHOMA							
GARFIELD	1	1	-	-	-	-	-
LINCOLN	1	1	-	-	-	23	-
OKLAHOMA	14	14	-	-	-	77	-
PENNSYLVANIA							
ALLEGHENY	8	8	-	-	-	23	-
CHESTER	5	5	-	-	-	8	2
MONTGOMERY	5	4	1	-	-	31	12
PIKE	2	2	-	-	-	1	-
STATE ATTORNEY GENERAL	10	10	-	-	-	19	-
TENNESSEE							
DAVIDSON	36	36	-	-	-	33	-
WISCONSIN							
MILWAUKEE	2	2	-	-	-	36	3

\* NP = No prosecutor's report.

\*\* Combination refers to the number of installed intercepts for which more than one type of surveillance was used.

\*\*\* Convictions resulting from interceptions often do not occur within the same year in which an intercept was first reported.  
See Tables 8 and 9.

**Table 7**  
**Authorized Intercepts Granted Pursuant to**  
**18 U.S.C. 2519 as Reported in Wiretap Reports**  
**for Calendar Years 1994 - 2004**

Wiretap Report Date	1994	1995	1996	1997	1998	1999	2000	2001	2002	2003	2004
<b>Intercept applications requested</b>	<b>1,154</b>	<b>1,058</b>	<b>1,150</b>	<b>1,186</b>	<b>1,331</b>	<b>1,350</b>	<b>1,190</b>	<b>1,491</b>	<b>1,359</b>	<b>1,442</b>	<b>1,710</b>
<b>Intercept applications authorized</b>	<b>1,154</b>	<b>1,058</b>	<b>1,149</b>	<b>1,186</b>	<b>1,329</b>	<b>1,350</b>	<b>1,190</b>	<b>1,491</b>	<b>1,358</b>	<b>1,442</b>	<b>1,710</b>
Federal	554	532	581	569	566	601	479	486	497	578	730
State	600	526	568	617	763	749	711	1,005	861	864	980
Avg. days of original authorization	29	29	28	28	28	27	28	27	29	29	28
Number of extensions	861	834	887	1,028	1,164	1,367	926	1,008	889	1,145	1,341
Average length of extensions (in days)	29	29	28	28	27	29	28	29	29	29	28
Location of authorized intercepts:											
Personal Residence	451	428	434	382	436	341	244	206	154	118	83
Business	118	101	101	78	87	59	56	60	37	35	30
Portable device	-	-	-	-	-	-	719	1,007	1,046	1,165	1,507
Multiple locations	97	115	149	197	222	287	109	117	85	95	65
Not indicated or other*	488	414	465	529	584	663	62	101	36	29	25
Major offense specified:											
Arson, explosives, and weapons	-	4	-	3	3	8	5	5	-	5	12
Bribery	6	4	10	13	9	42	21	1	3	9	16
Extortion (includes usury and loan-sharking)	8	18	9	24	12	11	10	28	18	6	5
Gambling	86	95	114	98	93	60	49	82	82	49	90
Homicide and assault	19	30	41	31	55	62	72	52	58	80	48
Larceny and theft	18	12	7	22	19	9	15	47	8	48	30
Narcotics	876	732	821	870	955	978	894	1,167	1,052	1,104	1,308
Robbery and burglary	6	5	4	5	4	4	4	8	3	3	9
Racketeering	88	98	105	93	153	139	76	70	72	96	138
Other or unspecified	47	60	38	27	28	37	44	31	62	42	54
<b>Intercept applications installed**</b>	<b>1,100</b>	<b>1,024</b>	<b>1,035</b>	<b>1,094</b>	<b>1,245</b>	<b>1,277</b>	<b>1,139</b>	<b>1,405</b>	<b>1,273</b>	<b>1,367</b>	<b>1,633</b>
Federal	549	527	574	563	562	595	472	481	490	576	723
State	551	497	461	531	683	682	667	924	783	791	910
For intercepts installed:											
Total days in operation	44,500	43,179	43,635	48,871	53,411	63,243	47,729	53,574	50,025	60,198	69,980
Avg. number of persons intercepted***	84	140	192	197	190	195	196	86	92	116	126
Average number of intercepted communications***	2,139	2,028	1,969	2,081	1,858	1,921	1,769	1,565	1,708	3,004	3,017
Average number of incriminating intercepted communications***	373	459	422	418	350	390	402	333	403	993	619
Authorizations where costs reported	1,042	983	1,007	1,029	1,184	1,232	1,080	1,327	1,193	1,236	1,559
Average cost of intercepts for which costs reported	49,478	56,454	61,436	61,176	57,669	57,511	54,829	48,198	54,586	62,164	63,011
Intercept applications authorized but reported after publication****	46	82	48	90	118	196	196	202	172	317	-
Total authorized by year (reported through Dec 2004)	1,200	1,140	1,197	1,276	1,447	1,546	1,386	1,693	1,530	1,759	1,710

\* Starting in 2000, location categories were revised to improve reporting and reduce the number of instances in which "other" location was reported.

\*\* Installed intercepts include only those intercepts for which reports were received from prosecuting officials.

\*\*\* As of 1998, the average excludes those reports in which the number of persons intercepted, the number of intercepts, or the number of incriminating intercepts was not reported or could not be determined.

\*\*\*\* Some wiretaps terminated in a given year are not reported until a subsequent year because they are part of ongoing investigations.

**Table 8**  
**Summary of Supplementary Reports for Intercepts**  
**Terminated in Calendar Years 1997 Through 2003**  
**(Report as of December 31, 2004)**

Report Year and Jurisdiction	Total Additional Activity During Calendar Year 2004							
	Number of Reports	Costs in \$	Number of Persons Arrested	Number of Trials	Motions to Suppress Intercepts*			Number of Persons Convicted
					G	D	P	
<b>TOTAL ALL YEARS</b>	<b>845</b>	<b>19,112,753</b>	<b>2,153</b>	<b>124</b>	<b>6</b>	<b>229</b>	<b>56</b>	<b>1,683</b>
<b>TOTAL 1997</b>	<b>4</b>	<b>-</b>	<b>-</b>	<b>-</b>	<b>-</b>	<b>-</b>	<b>-</b>	<b>5</b>
<b>FEDERAL</b>	<b>4</b>	<b>-</b>	<b>-</b>	<b>-</b>	<b>-</b>	<b>-</b>	<b>-</b>	<b>5</b>
<b>TOTAL 1998</b>	<b>7</b>	<b>-</b>	<b>7</b>	<b>3</b>	<b>-</b>	<b>11</b>	<b>-</b>	<b>14</b>
<b>FEDERAL</b>	<b>5</b>	<b>-</b>	<b>5</b>	<b>3</b>	<b>-</b>	<b>11</b>	<b>-</b>	<b>14</b>
<b>ARIZONA</b> MARICOPA	1	-	1	-	-	-	-	-
<b>FLORIDA</b> 9TH JUDICIAL CIRCUIT (ORANGE/OSCEOLA)	1	-	1	-	-	-	-	-
<b>TOTAL 1999</b>	<b>24</b>	<b>-</b>	<b>7</b>	<b>6</b>	<b>-</b>	<b>-</b>	<b>-</b>	<b>35</b>
<b>FEDERAL</b>	<b>16</b>	<b>-</b>	<b>7</b>	<b>6</b>	<b>-</b>	<b>-</b>	<b>-</b>	<b>25</b>
<b>NEW YORK</b> NEW YORK	2	-	-	-	-	-	-	8
<b>PENNSYLVANIA</b> STATE ATTORNEY GENERAL	6	-	-	-	-	-	-	2
<b>TOTAL 2000</b>	<b>23</b>	<b>-</b>	<b>17</b>	<b>2</b>	<b>-</b>	<b>1</b>	<b>-</b>	<b>30</b>
<b>FEDERAL</b>	<b>18</b>	<b>-</b>	<b>16</b>	<b>1</b>	<b>-</b>	<b>-</b>	<b>-</b>	<b>24</b>
<b>ARIZONA</b> MARICOPA	1	-	1	-	-	-	-	-
STATE ATTORNEY GENERAL	1	-	-	-	-	-	-	1
<b>NEW YORK</b> NEW YORK	1	-	-	-	-	-	-	-
<b>OHIO</b> WASHINGTON	2	-	-	1	-	1	-	5
<b>TOTAL 2001</b>	<b>84</b>	<b>117,297</b>	<b>109</b>	<b>19</b>	<b>-</b>	<b>14</b>	<b>6</b>	<b>121</b>
<b>FEDERAL</b>	<b>40</b>	<b>42,210</b>	<b>52</b>	<b>3</b>	<b>-</b>	<b>1</b>	<b>1</b>	<b>47</b>
<b>ARIZONA</b> STATE ATTORNEY GENERAL	3	-	6	-	-	-	-	15
<b>FLORIDA</b> 9TH JUDICIAL CIRCUIT (ORANGE/OSCEOLA)	7	-	-	3	-	3	-	19
18TH JUDICIAL CIRCUIT (BREVARD/SEMINOLE)	3	-	-	-	-	-	-	2
19TH JUDICIAL CIRCUIT (SAINT LUCIE)	8	67,000	12	1	-	2	-	17

**Table 8**  
**Summary of Supplementary Reports for Intercepts**  
**Terminated in Calendar Years 1997 Through 2003**  
**(Report as of December 31, 2004) (Continued)**

Report Year and Jurisdiction	Total Additional Activity During Calendar Year 2004							
	Number of Reports	Costs in \$	Number of Persons Arrested	Number of Trials	Motions to Suppress Intercepts*			Number of Persons Convicted
					G	D	P	
TOTAL 2001 (CONTINUED)								
ILLINOIS								
WHITE	1	-	1	1	-	-	-	1
MASSACHUSETTS								
STATE ATTORNEY GENERAL	3	-	13	-	-	8	4	2
NEW JERSEY								
MORRIS	1	-	-	-	-	-	-	1
STATE ATTORNEY GENERAL	3	8,087	-	-	-	-	-	5
NEW YORK								
NEW YORK	3	-	-	-	-	-	-	-
WESTCHESTER	6	-	5	-	-	-	-	-
OHIO								
PUTNAM	1	-	-	-	-	-	-	1
PENNSYLVANIA								
STATE ATTORNEY GENERAL	5	-	20	11	-	-	1	11
TOTAL 2002	177	975,752	362	31	-	74	5	489
FEDERAL	83	815,793	133	14	-	9	5	245
ARIZONA								
STATE ATTORNEY GENERAL	2	-	3	-	-	-	-	24
CALIFORNIA								
LOS ANGELES	13	-	27	1	-	8	-	23
FLORIDA								
4TH JUDICIAL CIRCUIT (DUVAL)	11	-	48	-	-	-	-	43
5TH JUDICIAL CIRCUIT (LAKE/MARION)	1	-	14	-	-	-	-	5
9TH JUDICIAL CIRCUIT (ORANGE/OSCEOLA)	2	-	-	-	-	-	-	29
ILLINOIS								
WHITE	1	-	1	-	-	-	-	1
MARYLAND								
BALTIMORE CITY	13	-	63	-	-	53	-	53
MASSACHUSETTS								
STATE ATTORNEY GENERAL	1	-	18	-	-	-	-	2
NEW JERSEY								
CAMDEN	1	-	-	-	-	-	-	3
HUNTERDON	1	-	-	-	-	-	-	1
MORRIS	1	-	-	-	-	-	-	15
STATE ATTORNEY GENERAL	3	159,959	-	-	-	-	-	3

**Table 8**  
**Summary of Supplementary Reports for Intercepts**  
**Terminated in Calendar Years 1997 Through 2003**  
**(Report as of December 31, 2004) (Continued)**

Report Year and Jurisdiction	Total Additional Activity During Calendar Year 2004							
	Number of Reports	Costs in \$	Number of Persons Arrested	Number of Trials	Motions to Suppress Intercepts*			Number of Persons Convicted
					G	D	P	
TOTAL 2002 (CONTINUED)								
NEW YORK								
NASSAU	2	-	-	-	-	-	-	2
NEW YORK	1	-	-	-	-	-	-	1
NY ORGANIZED CRIME TASK								
FORCE	1	-	31	-	-	-	-	-
QUEENS	2	-	-	-	-	-	-	7
SUFFOLK	18	-	-	-	-	-	-	10
WESTCHESTER	9	-	-	-	-	-	-	-
PENNSYLVANIA								
BERKS	4	-	-	2	-	4	-	7
MONTGOMERY	1	-	1	1	-	-	-	1
STATE ATTORNEY GENERAL	6	-	23	13	-	-	-	14
TOTAL 2003	526	18,019,704	1,651	63	6	129	45	989
FEDERAL	176	5,503,989	637	24	-	44	6	395
ARIZONA								
STATE ATTORNEY GENERAL	8	-	70	-	-	-	-	36
CALIFORNIA								
LOS ANGELES	51	2,210,140	290	9	6	2	-	88
SAN BERNARDINO	17	787,891	24	-	-	1	-	15
SAN DIEGO	10	-	66	-	-	20	13	44
SANTA BARBARA	2	275,233	38	-	-	-	-	19
SANTA CLARA	1	-	1	-	-	-	-	-
TULARE	1	121,346	-	-	-	-	-	-
CONNECTICUT								
NEW HAVEN	2	-	5	-	-	-	-	2
FLORIDA								
5TH JUDICIAL CIRCUIT (LAKE/MARION)	1	-	-	-	-	2	-	-
6TH JUDICIAL CIRCUIT (PINELLAS)	2	108,300	14	1	-	-	-	4
9TH JUDICIAL CIRCUIT (ORANGE/OSCEOLA)	1	-	1	-	-	-	-	-
18TH JUDICIAL CIRCUIT (BREVARD/SEMINOLE)	10	-	-	-	-	-	-	2
19TH JUDICIAL CIRCUIT (SAINT LUCIE)	1	-	-	-	-	-	-	-
STATE ATTORNEY GENERAL	2	-	-	-	-	-	-	27
GEORGIA								
BIBB	4	35,012	24	-	-	-	-	24
ILLINOIS								
MONROE	1	-	-	-	-	-	-	-



**Table 8**  
**Summary of Supplementary Reports for Intercepts**  
**Terminated in Calendar Years 1997 Through 2003**  
**(Report as of December 31, 2004) (Continued)**

Report Year and Jurisdiction	Total Additional Activity During Calendar Year 2004							
	Number of Reports	Costs in \$	Number of Persons Arrested	Number of Trials	Motions to Suppress Intercepts*			Number of Persons Convicted
					G	D	P	
TOTAL 2003 (CONTINUED)								
MARYLAND								
BALTIMORE	2	-	8	4	-	-	-	4
BALTIMORE CITY	7	-	32	2	-	27	-	18
HARFORD	1	-	-	-	-	-	-	34
MASSACHUSETTS								
ESSEX	5	-	-	-	-	-	-	-
STATE ATTORNEY GENERAL	2	-	-	-	-	-	8	3
NEW JERSEY								
BURLINGTON	4	-	-	-	-	-	-	13
CAMDEN	3	-	-	-	-	-	-	4
ESSEX	6	108,862	11	-	-	-	-	5
MIDDLESEX	1	12,148	33	-	-	-	1	-
SALEM	2	-	11	-	-	-	-	13
STATE ATTORNEY GENERAL	33	4,357,424	93	-	-	-	-	1
NEW YORK								
BRONX	5	973,023	8	-	-	-	-	8
DUTCHESS	1	1,771,000	19	-	-	-	-	15
MONTGOMERY	2	242,494	16	-	-	7	-	14
NASSAU	2	-	14	-	-	-	-	12
NEW YORK	5	557,000	10	-	-	-	1	-
NY ORGANIZED CRIME TASK FORCE	2	-	35	-	-	20	2	31
NYC SPECIAL NARCOTICS BUREAU	5	-	2	-	-	-	-	2
ONEIDA	1	-	12	-	-	4	-	7
QUEENS	83	865,400	103	-	-	-	5	40
RENSSELAER	2	41,655	5	-	-	-	-	-
SUFFOLK	19	-	-	-	-	-	-	19
WESTCHESTER	9	-	7	-	-	-	-	5
PENNSYLVANIA								
BERKS	3	-	10	-	-	-	7	1
CUMBERLAND	2	-	-	-	-	-	-	2
MONTGOMERY	4	-	-	1	-	1	-	26
STATE ATTORNEY GENERAL	15	48,787	28	-	-	-	2	34
TENNESSEE								
DAVIDSON	1	-	-	-	-	-	-	-
TEXAS								
BOWIE	1	-	1	1	-	-	-	2
HARRIS	1	-	23	20	-	-	-	20
VIRGINIA								
STATE ATTORNEY GENERAL	7	-	-	1	-	1	-	-

\* Motions: G = granted, D = denied, P = pending.

**Table 9**  
**Arrests and Convictions Resulting From Intercepts Installed in**  
**Calendar Years 1994 Through 2004**

Year of Intercepts	Year Reported											Total All Years	
	1994	1995	1996	1997	1998	1999	2000	2001	2002	2003	2004	Number	Percent
<b>1994</b>													
Arrests	2,852	1,165	209	79	86	60	1	1	30	1	-	4,484	100.0
Convictions	772	965	403	191	163	39	2	5	32	1	-	2,573	57.4
<b>1995</b>													
Arrests	-	2,577	1,246	448	425	40	19	14	28	3	-	4,800	100.0
Convictions	-	494	1,112	740	502	33	29	26	23	4	-	2,963	61.7
<b>1996</b>													
Arrests	-	-	2,464	1,069	402	194	25	37	11	1	-	4,203	100.0
Convictions	-	-	502	1,110	423	205	62	59	9	2	-	2,372	56.4
<b>1997</b>													
Arrests	-	-	-	3,086	1,406	493	176	110	33	19	-	5,323	100.0
Convictions	-	-	-	542	1,220	464	169	87	62	25	5	2,574	48.4
<b>1998</b>													
Arrests	-	-	-	-	3,450	1,266	441	337	114	30	7	5,645	100.0
Convictions	-	-	-	-	911	1,214	596	271	139	23	14	3,168	56.1
<b>1999</b>													
Arrests	-	-	-	-	-	4,372	1,600	428	216	38	7	6,661	100.0
Convictions	-	-	-	-	-	654	1,323	515	235	77	35	2,839	42.6
<b>2000</b>													
Arrests	-	-	-	-	-	-	3,411	1,741	681	142	17	5,992	100.0
Convictions	-	-	-	-	-	-	736	1,148	793	280	30	2,987	49.8
<b>2001</b>													
Arrests	-	-	-	-	-	-	-	3,683	1,325	316	109	5,433	100.0
Convictions	-	-	-	-	-	-	-	732	1,316	572	121	2,741	50.5
<b>2002</b>													
Arrests	-	-	-	-	-	-	-	-	3,060	1,067	362	4,489	100.0
Convictions	-	-	-	-	-	-	-	-	493	1,082	489	2,064	46.0
<b>2003</b>													
Arrests	-	-	-	-	-	-	-	-	-	3,674	1,651	5,325	100.0
Convictions	-	-	-	-	-	-	-	-	-	843	989	1,832	34.4
<b>2004</b>													
Arrests	-	-	-	-	-	-	-	-	-	-	4,056	4,056	100.0
Convictions	-	-	-	-	-	-	-	-	-	-	634	634	15.6

**TABLE A-1**  
**UNITED STATES DISTRICT COURTS**

**CALENDAR YEAR 2004**

**REPORT BY JUDGES OF COURT-AUTHORIZED INTERCEPTS OF WIRE, ORAL, OR ELECTRONIC COMMUNICATIONS  
PURSUANT TO 18 U.S.C. 2519**

A.O. Number	Authorizing Official		Offense Specified	Intercept		Date of Application	Authorized Length		
	Judge	Attorney General <sup>1</sup>		Type <sup>2</sup>	Location <sup>3</sup>		Original Order (Days)	Number of Extensions	Total Length (Days)
ALASKA									
1	BEISTLINE	KEENEY	CORRUPTION	WS	H,B	04/01/2004	30	-	30
2	MOLLOY	KEENEY	CORRUPTION	WS,WC	H,D	08/09/2004	30	-	30
ARIZONA									
1	CARROLL	MALCOLM	NARCOTICS	WC	D	10/09/2003	30	1	60
2	BROWNING	MALCOLM	NARCOTICS	WC	D	11/25/2003	30	2	90
3	MARQUEZ	WARREN	NARCOTICS	WC	D	02/03/2004	30	-	30
4	MURGUIA	KEENEY	NARCOTICS	WC	D	02/03/2004	30	-	30
5	ZAPATA	KEENEY	NARCOTICS	WC	D	02/13/2004	30	-	30
6	ZAPATA	KEENEY	NARCOTICS	WC	D	02/13/2004	30	1	60
7	BOLTON	REEVES	NARCOTICS	WC	D	02/23/2004	30	2	90
8	MCNAMEE	SWARTZ	NARCOTICS	WC	D	02/27/2004	30	1	60
9	BOLTON	SWARTZ	NARCOTICS	WC	D	03/12/2004	30	1	60
10	MCNAMEE	SWARTZ	NARCOTICS	WC	D	04/09/2004	30	-	30
11	ZAPATA	KEENEY	NARCOTICS	WC	D	04/12/2004	30	-	30
12	BOLTON	REEVES	NARCOTICS	WC	D	04/16/2004	30	-	30
13	MARTONE	DUAX	NARCOTICS	WC	D	05/27/2004	30	-	30
14	ZAPATA	KEENEY	NARCOTICS	WC	D	06/04/2004	30	4	150
15	SILVER	WARREN	NARCOTICS	WC	D	06/08/2004	30	-	30
16	ROSENBLATT	SWARTZ	NARCOTICS	WC	D	06/14/2004	30	1	60
17	JORGENSEN	KEENEY	NARCOTICS	WC	D	06/21/2004	30	2	90
18*	CAMPBELL	MALCOLM	NARCOTICS	WC	D	09/04/2003	30	-	30
19*	MURGUIA	MALCOLM	NARCOTICS	WC	D	10/07/2003	30	-	30
ARKANSAS, EASTERN									
1	HOWARD	NAHMIAS	\$LAUNDERING	WC	D	01/22/2004	30	-	30
2	WRIGHT	KEENEY	\$LAUNDERING	WC	D	05/10/2004	30	-	30
2*	WILSON	WARREN	NARCOTICS	WC	D	09/25/2003	30	-	30
ARKANSAS, WESTERN									
1	HENDREN	KEENEY	NARCOTICS	WC	D	01/20/2004	30	1	60
2	HENDREN	KEENEY	NARCOTICS	WC	D	02/17/2004	30	-	30

<sup>1</sup> The attorney general or designee authorized the filing of the reported applications under the provisions of 18 U.S.C. 2516.

<sup>2</sup> Type: WS = Standard Telephone (Wire), WC = Cellular or Mobile Telephone (Wire), WO = Other (Wire), OM = Microphone (Oral), OO = Other (Oral), ED = Digital Pager (Electronic), EE = Computer or E-Mail (Electronic), EF = Fax Machine (Electronic), EO = Other (Electronic).

<sup>3</sup> Location: H = Personal Residence, B = Business, A = Public Area, D = Portable Device, O = Other Location, R = Roving (Relaxed Specification Order), N = Not Specified.

TABLE A-1  
UNITED STATES DISTRICT COURTS

CALENDAR YEAR 2004

REPORT BY PROSECUTORS OF COURT-AUTHORIZED INTERCEPTS OF WIRE, ORAL, OR ELECTRONIC COMMUNICATIONS  
PURSUANT TO 18 U.S.C. 2519

A.O. Number	Number of Days in Oper- ation <sup>4</sup>	Average Inter- cepts per Day	Number of <sup>5</sup>			Costs		Number of					
			Persons Inter- cepted	Intercepts	Incrim- inating Intercepts	Total Cost in \$	Other Than Manpower in \$	Arrests	Trials	Motions to Suppress Intercepts <sup>6</sup>			Persons Convicted
										G	D	P	
ALASKA													
1	20	25	72	506	168	48,779	750	-	-	-	-	-	-
2	27	29	150	790	82	76,202	3,925	-	-	-	-	-	-
ARIZONA													
1	42	47	215	1,982	262	285,360	30,000	6	-	-	-	-	-
2	60	56	30	3,333	692	87,292	10,520	-	-	-	-	-	-
3	10	55	13	550	22	10,200	2,200	-	-	-	-	-	-
4	8	3	2	21	-	7,375	4,400	-	-	-	-	-	-
5	26	-	4	4	3	84,828	600	-	-	-	-	-	-
6	60	34	123	2,025	486	RELATED TO NO. 5		-	-	-	-	-	-
7	47	85	71	4,011	231	54,955	7,656	10	-	-	-	-	-
8	55	49	407	2,707	583	60,663	1,700	RELATED TO NO. 10					
9	60	29	8	1,763	266	144,170	6,700	3	-	-	-	-	-
10	18	75	55	1,355	149	28,243	1,100	2	-	-	-	-	-
11	18	46	34	825	130	66,891	4,400	-	-	-	-	-	-
12	16	8	29	130	64	RELATED TO NO. 7		RELATED TO NO. 7					
13	4	20	18	78	20	20,375	3,200	3	-	-	-	-	-
14	150	47	30	7,089	1,758	354,269	8,345	-	-	-	-	-	-
15	30	118	427	3,532	785	132,244	6,000	-	-	-	-	-	-
16	60	49	186	2,930	746	124,004	4,400	5	-	-	-	-	-
17	90	61	58	5,513	387	116,429	1,000	-	-	-	-	-	-
18*	25	27	58	682	206	27,756	-	-	-	-	-	-	-
19*	30	17	38	508	129	66,560	4,400	-	-	-	-	-	-
ARKANSAS, EASTERN													
1	22	15	18	321	32	19,144	6,200	-	-	-	-	-	-
2	10	43	20	430	10	22,110	15,000	-	-	-	-	-	-
2*	30	32	91	965	47	94,131	26,689	5	-	-	-	-	3
ARKANSAS, WESTERN													
1	57	228	425	13,000	140	313,575	18,467	15	-	-	-	-	13
2	30	39	35	1,176	67	RELATED TO NO. 1		RELATED TO NO. 1					

<sup>4</sup>NI indicates never installed. I indicates installed but never used.

<sup>5</sup>NR indicates not reported or could not be determined.

<sup>6</sup>Motions: G = Granted, D = Denied, P = Pending.

\* This wiretap was terminated during 2003, but was not reported at that time because it was part of an ongoing investigation.

\*\* This wiretap was terminated during 2002 or earlier, but was not reported at that time because it was part of an ongoing investigation.

**TABLE A-1**  
**UNITED STATES DISTRICT COURTS**

**CALENDAR YEAR 2004**

**REPORT BY JUDGES OF COURT-AUTHORIZED INTERCEPTS OF WIRE, ORAL, OR ELECTRONIC COMMUNICATIONS  
PURSUANT TO 18 U.S.C. 2519**

A.O. Number	Authorizing Official		Offense Specified	Intercept		Date of Application	Authorized Length		
	Judge	Attorney General <sup>1</sup>		Type <sup>2</sup>	Location <sup>3</sup>		Original Order (Days)	Number of Extensions	Total Length (Days)
CALIFORNIA, CENTRAL									
1	WALTER	WARREN	NARCOTICS	WC	D	05/01/2003	30	9	300
2	WALTER	MALCOLM	NARCOTICS	WC	D	08/21/2003	30	5	180
3	KLAUSNER	WRAY	NARCOTICS	WC	D	12/11/2003	30	1	60
4	WALTER	MALCOLM	NARCOTICS	WC	D	12/19/2003	30	1	60
5	OTERO	SWARTZ	NARCOTICS	WC	D	01/13/2004	30	-	30
6	KLAUSNER	WRAY	NARCOTICS	WC	D	01/20/2004	30	2	90
7	HATTER	KEENEY	NARCOTICS	WC	D	02/02/2004	30	-	30
8	REAL	KEARNEY	NARCOTICS	WC	D	02/10/2004	30	1	60
9	REAL	SWARTZ	NARCOTICS	WC	D	02/22/2004	30	1	60
10	KLAUSNER	WRAY	NARCOTICS	WC	D	02/23/2004	30	-	30
11	REAL	NAHMIAS	NARCOTICS	WC	D	03/09/2004	30	-	30
12	SNYDER	SWARTZ	NARCOTICS	WC	D	03/10/2004	30	1	60
13	SELNA	KEENEY	NARCOTICS	WC	D	03/29/2004	30	1	60
14	WILSON	WARREN	ROBBERY	WC	D	03/31/2004	30	2	90
15	REAL	NAHMIAS	NARCOTICS	WC	D	04/02/2004	30	-	30
16	LEW	KEENEY	NARCOTICS	WC	D	04/07/2004	30	1	60
17	KING	NAHMIAS	NARCOTICS	WC	D	04/16/2004	30	1	60
18	SNYDER	SWARTZ	NARCOTICS	WC	D	04/20/2004	30	-	30
19	LEW	NAHMIAS	NARCOTICS	WC	D	04/23/2004	30	1	60
20	KING	NAHMIAS	NARCOTICS	WC	D	04/23/2004	30	2	90
21	TEVRIZIAN	MARTINEZ	NARCOTICS	WC	D	04/30/2004	30	1	60
22	SELNA	SWARTZ	NARCOTICS	WC	D	05/04/2004	30	-	30
23	WILSON	WARREN	ROBBERY	WC	D	05/06/2004	30	-	30
24	REAL	WARREN	NARCOTICS	WC	D	05/17/2004	30	-	30
25	STOTLER	NAHMIAS	NARCOTICS	WC	D	05/19/2004	30	1	60
26	TEVRIZIAN	SWARTZ	NARCOTICS	WC	D	05/20/2004	30	-	30
27	KING	SWARTZ	NARCOTICS	WC	D	05/21/2004	30	-	30
28	LEW	KEENEY	NARCOTICS	WC	D	05/25/2004	30	2	90
29	COLLINS	PARSKY	NARCOTICS	WC	D	05/27/2004	30	1	60

<sup>1</sup> The attorney general or designee authorized the filing of the reported applications under the provisions of 18 U.S.C. 2516.

<sup>2</sup> Type: WS = Standard Telephone (Wire), WC = Cellular or Mobile Telephone (Wire), WO = Other (Wire), OM = Microphone (Oral), OO = Other (Oral), ED = Digital Pager (Electronic), EE = Computer or E-Mail (Electronic), EF = Fax Machine (Electronic), EO = Other (Electronic).

<sup>3</sup> Location: H = Personal Residence, B = Business, A = Public Area, D = Portable Device, O = Other Location, R = Roaming (Relaxed Specification Order), N = Not Specified.

TABLE A-1  
UNITED STATES DISTRICT COURTS

CALENDAR YEAR 2004

REPORT BY PROSECUTORS OF COURT-AUTHORIZED INTERCEPTS OF WIRE, ORAL, OR ELECTRONIC COMMUNICATIONS  
PURSUANT TO 18 U.S.C. 2519

A.O. Number	Number of Days in Oper- ation <sup>4</sup>	Average Inter- cepts per Day	Number of <sup>5</sup>			Costs		Number of					
			Persons Inter- cepted	Intercepts	Incrim- inating Intercepts	Total Cost in \$	Other Than Manpower in \$	Arrests	Trials	Motions to Suppress Intercepts <sup>6</sup>			Persons Con- victed
										G	D	P	
CALIFORNIA, CENTRAL													
1	291	47	932	13,627	2,702	386,890	52,575	-	-	-	-	-	-
2	179	50	837	8,872	1,384	RELATED TO NO. 1		-	-	-	-	-	-
3	41	38	235	1,551	220	648,000	48,000	-	-	-	-	-	-
4	60	7	68	417	99	RELATED TO NO. 1		-	-	-	-	-	-
5	30	67	6	2,000	150	35,640	3,000	-	-	-	-	-	-
6	47	23	176	1,097	310	RELATED TO NO. 3		-	-	-	-	-	-
7	30	42	53	1,256	207	19,800	3,000	-	-	-	-	-	-
8	60	8	38	505	245	34,000	6,000	13	-	-	1	-	10
9	53	9	22	455	67	21,000	3,000	RELATED TO NO. 8					
10	7	1	4	6	2	RELATED TO NO. 3		-	-	-	-	-	-
11	1	15	3	15	1	19,300	2,500	-	-	-	-	-	-
12	60	15	45	895	322	34,880	1,590	-	-	-	-	-	-
13	60	42	47	2,540	392	133,278	55,880	4	-	-	-	-	-
14	60	50	213	2,974	1,430	58,576	36,000	18	-	-	-	-	-
15	30	7	18	199	89	21,500	1,500	RELATED TO NO. 8					
16	30	28	30	846	298	42,600	5,000	1	-	-	-	-	-
17	60	16	38	951	115	142,688	6,400	2	-	-	-	-	-
18	30	-	-	-	-	1,590	1,590	-	-	-	-	-	-
19	60	28	30	1,681	307	37,050	2,050	-	-	-	-	-	-
20	90	32	250	2,925	467	117,530	16,730	-	-	-	-	-	-
21	60	41	57	2,480	191	81,494	7,000	4	-	-	-	-	-
22	30	1	13	30	12	11,830	5,760	-	-	-	-	-	-
23	23	191	3	4,387	49	RELATED TO NO. 14		RELATED TO NO. 14					
24	30	2	5	60	5	19,300	2,500	1	-	-	-	-	-
25	48	80	58	3,820	308	114,132	9,900	-	-	-	-	-	-
26	30	11	52	317	148	66,000	1,000	2	-	-	-	-	2
27	30	82	507	2,467	662	45,600	12,000	2	-	-	-	-	-
28	90	27	75	2,460	959	114,907	6,000	RELATED TO NO. 21					
29	60	17	64	1,013	214	83,867	137	4	-	-	-	-	-

<sup>4</sup>NI indicates never installed. I indicates installed but never used.

<sup>5</sup>NR indicates not reported or could not be determined.

<sup>6</sup>Motions: G = Granted, D = Denied, P = Pending.

\* This wiretap was terminated during 2003, but was not reported at that time because it was part of an ongoing investigation.

\*\* This wiretap was terminated during 2002 or earlier, but was not reported at that time because it was part of an ongoing investigation.

TABLE A-1  
UNITED STATES DISTRICT COURTS

CALENDAR YEAR 2004

REPORT BY JUDGES OF COURT-AUTHORIZED INTERCEPTS OF WIRE, ORAL, OR ELECTRONIC COMMUNICATIONS  
PURSUANT TO 18 U.S.C. 2519

A.O. Number	Authorizing Official		Offense Specified	Intercept		Date of Application	Authorized Length		
	Judge	Attorney General <sup>1</sup>		Type <sup>2</sup>	Location <sup>3</sup>		Original Order (Days)	Number of Extensions	Total Length (Days)
CALIFORNIA, CENTRAL (CONTINUED)									
30	LEW	NAHMIAS	NARCOTICS	WC	D	06/15/2004	30	-	30
31	STOTLER	KEENEY	NARCOTICS	WC	D	06/17/2004	30	1	60
32	COLLINS	SWARTZ	NARCOTICS	WC	D	06/23/2004	30	-	30
33	TEVRIZIAN	SWARTZ	NARCOTICS	WC	D	06/25/2004	30	2	90
34	KING	SWARTZ	NARCOTICS	WC	D	06/25/2004	30	-	30
35	TAYLOR	KEENEY	NARCOTICS	WC	D	07/08/2004	30	1	60
36	SNYDER	LOWE	NARCOTICS	WC	D	07/09/2004	30	-	30
37	SNYDER	NAHMIAS	NARCOTICS	WC	D	07/14/2004	30	-	30
38	MORROW	FISHMAN	NARCOTICS	WC	D	07/20/2004	30	1	60
39	COLLINS	SWARTZ	NARCOTICS	WC	D	07/28/2004	30	2	90
40	TEVRIZIAN	KEENEY	NARCOTICS	WC	D	08/04/2004	30	-	30
41	PREGERSON	KEENEY	NARCOTICS	WC	D	08/18/2004	30	-	30
42	SNYDER	WARREN	NARCOTICS	WC	D	08/19/2004	30	-	30
43	MORROW	WARREN	NARCOTICS	WC	D	08/24/2004	30	-	30
44	COLLINS	KEENEY	NARCOTICS	WC	D	09/03/2004	30	-	30
41*	TEVRIZIAN	MALCOLM	NARCOTICS	WC	D	02/21/2003	30	1	60
42*	REAL	MALCOLM	NARCOTICS	WC	D	04/02/2003	30	1	60
43*	TEVRIZIAN	SWARTZ	NARCOTICS	WC	D	07/02/2003	30	1	60
44*	COLLINS	KEENEY	NARCOTICS	WC	D	09/25/2003	30	1	60
45*	BAIRD	WARREN	NARCOTICS	WC	D	10/01/2003	30	2	90
46*	SELNA	KEENEY	NARCOTICS	WC	D	11/05/2003	30	-	30
47*	TEVRIZIAN	MALCOLM	NARCOTICS	WC	D	11/14/2003	30	-	30
CALIFORNIA, EASTERN									
1	WANGER	SWARTZ	NARCOTICS	WC	D	01/09/2004	30	1	60
2	WANGER	SWARTZ	NARCOTICS	WC	D	03/09/2004	30	1	60
3	ENGLAND	WARREN	NARCOTICS	WC	D	03/24/2004	30	-	30
4	WANGER	KEENEY	NARCOTICS	WC	D	03/31/2004	30	1	60
5	WANGER	WARREN	NARCOTICS	WC	D	04/12/2004	30	-	30
6	COYLE	KEENEY	NARCOTICS	WC	D	05/21/2004	30	-	30

<sup>1</sup> The attorney general or designee authorized the filing of the reported applications under the provisions of 18 U.S.C. 2516.

<sup>2</sup> Type: WS = Standard Telephone (Wire), WC = Cellular or Mobile Telephone (Wire), WO = Other (Wire), OM = Microphone (Oral), OO = Other (Oral), ED = Digital Pager (Electronic), EE = Computer or E-Mail (Electronic), EF = Fax Machine (Electronic), EO = Other (Electronic).

<sup>3</sup> Location: H = Personal Residence, B = Business, A = Public Area, D = Portable Device, O = Other Location, R = Roaming (Relaxed Specification Order), N = Not Specified.

TABLE A-1  
UNITED STATES DISTRICT COURTS

CALENDAR YEAR 2004

REPORT BY PROSECUTORS OF COURT-AUTHORIZED INTERCEPTS OF WIRE, ORAL, OR ELECTRONIC COMMUNICATIONS  
PURSUANT TO 18 U.S.C. 2519

A.O. Number	Number of Days in Oper- ation <sup>4</sup>	Average Inter- cepts per Day	Number of <sup>5</sup>			Costs		Number of					
			Persons Inter- cepted	Intercepts	Incrim- inating Intercepts	Total Cost in \$	Other Than Manpower in \$	Arrests	Trials	Motions to Suppress Intercepts <sup>6</sup>			Persons Conv- icted
										G	D	P	
CALIFORNIA, CENTRAL (CONTINUED)													
30	15	18	10	276	88	20,000	5,000	5	-	-	-	-	5
31	58	11	21	661	126	6,000	6,000	-	-	-	-	-	-
32	30	12	113	345	216	20,100	3,300	2	-	-	-	-	-
33	90	27	110	2,465	400	RELATED TO NO. 26		RELATED TO NO. 26					
34	30	49	290	1,462	456	45,600	12,000	11	-	-	-	-	-
35	54	26	62	1,431	242	116,430	22,500	-	-	-	-	-	-
36	27	21	31	573	59	16,824	3,000	-	-	-	-	-	-
37	18	55	80	982	191	68,780	3,500	-	-	-	-	-	-
38	60	78	80	4,683	310	30,629	6,000	-	-	-	-	-	-
39	30	15	99	455	257	17,800	1,000	2	-	-	-	-	-
40	30	64	177	1,913	367	RELATED TO NO. 26		RELATED TO NO. 26					
41	8	49	79	394	198	7,480	3,000	8	-	-	-	-	-
42	NI	-	-	-	-	-	-	-	-	-	-	-	-
43	24	22	26	533	162	43,232	2,050	-	-	-	-	-	-
44	14	9	54	130	63	11,140	3,300	1	-	-	-	-	-
41*	60	29	120	1,730	99	RELATED TO NO. 47*		-	-	-	-	-	-
42*	47	39	53	1,844	1,130	71,580	5,340	6	-	-	-	-	-
43*	60	14	185	833	22	RELATED TO NO. 47*		-	-	-	-	-	-
44*	59	5	2	300	25	55,000	5,000	-	-	-	-	-	-
45*	90	1	15	130	130	128,870	7,350	20	-	-	-	-	-
46*	30	43	37	1,290	133	-	-	-	-	-	-	-	-
47*	20	12	97	242	18	154,000	13,300	-	-	-	-	-	-
CALIFORNIA, EASTERN													
1	60	52	245	3,142	522	57,367	1,448	5	-	-	-	-	-
2	60	13	108	774	192	46,740	-	7	-	-	-	-	-
3	30	167	30	5,000	500	88,000	48,000	-	-	-	-	-	-
4	60	16	105	936	292	311,770	72,600	-	-	-	-	-	-
5	26	10	49	251	50	17,440	-	2	-	-	-	-	-
6	30	29	14	882	181	24,761	-	15	-	-	-	-	-

<sup>4</sup>NI indicates never installed. I indicates installed but never used.

<sup>5</sup>NR indicates not reported or could not be determined.

<sup>6</sup>Motions: G = Granted, D = Denied, P = Pending.

\* This wiretap was terminated during 2003, but was not reported at that time because it was part of an ongoing investigation.

\*\* This wiretap was terminated during 2002 or earlier, but was not reported at that time because it was part of an ongoing investigation.



**TABLE A-1**  
**UNITED STATES DISTRICT COURTS**

**CALENDAR YEAR 2004**

**REPORT BY JUDGES OF COURT-AUTHORIZED INTERCEPTS OF WIRE, ORAL, OR ELECTRONIC COMMUNICATIONS  
PURSUANT TO 18 U.S.C. 2519**

A.O. Number	Authorizing Official		Offense Specified	Intercept		Date of Application	Authorized Length		
	Judge	Attorney General <sup>1</sup>		Type <sup>2</sup>	Location <sup>3</sup>		Original Order (Days)	Num-ber of Exten-sions	Total Length (Days)
CALIFORNIA, EASTERN (CONTINUED)									
7	COYLE	KEENEY	NARCOTICS	WC	D	06/09/2004	30	-	30
8	DAMRELL	WARREN	NARCOTICS	WC	D	06/18/2004	30	1	60
9	BURRELL	KEENEY	NARCOTICS	WC	D	06/21/2004	30	2	90
10	BURRELL	PARSKY	NARCOTICS	WC	D	06/24/2004	30	-	30
11	BURRELL	PARSKY	NARCOTICS	WC	D	07/16/2004	30	-	30
12	ENGLAND	TALBERT	NARCOTICS	WC	D	07/16/2004	30	1	60
13	BURRELL	PARSKY	NARCOTICS	WC	D	07/17/2004	30	-	30
14	BURRELL	WARREN	NARCOTICS	WC	D	07/28/2004	30	-	30
15	BURRELL	SWARTZ	NARCOTICS	WC	D	08/05/2004	30	1	60
16	BURRELL	SWARTZ	NARCOTICS	WC	D	09/15/2004	30	-	30
17	COYLE	WARREN	NARCOTICS	WC	D	11/29/2004	30	-	30
6*	WANGER	MALCOLM	NARCOTICS	WC	D	01/03/2003	30	-	30
CALIFORNIA, NORTHERN									
1	BREYER	JIGGER	NARCOTICS	WC	D	01/20/2004	30	1	60
2	WHYTE	BEAUSEY	NARCOTICS	WC	D	02/25/2004	30	-	30
3	WHYTE	NAHMIAS	NARCOTICS	WC	D	04/30/2004	30	-	30
4	JENSEN	WARREN	NARCOTICS	WC	D	05/17/2004	30	1	60
5	WHYTE	SWARTZ	NARCOTICS	WC	D	06/03/2004	30	-	30
6	JENSEN	WARREN	NARCOTICS	WC	D	07/30/2004	30	-	30
7	WHYTE	WARREN	NARCOTICS	WC	D	08/18/2004	30	-	30
8	WHYTE	NAHMIAS	NARCOTICS	WC	D	09/23/2004	30	-	30
11*	WHYTE	MALCOLM	NARCOTICS	WC	D	06/13/2003	30	1	60
7**	WHYTE	ASHCROFT	MURDER	EE	B	01/27/2002	2	1	32
8**	WHYTE	ASHCROFT	MURDER	EE	B	01/30/2002	2	1	32
9**	WHYTE	ASHCROFT	MURDER	EE	B	01/30/2002	2	1	32
CALIFORNIA, SOUTHERN									
1	HUFF	SWARTZ	NARCOTICS	WC,ED	D	11/25/2003	30	3	120
2	HUFF	SWARTZ	NARCOTICS	WC	D	01/05/2004	30	2	90
3	GONZALEZ	MALCOLM	NARCOTICS	WC	D	01/08/2004	30	-	30

<sup>1</sup> The attorney general or designee authorized the filing of the reported applications under the provisions of 18 U.S.C. 2516.

<sup>2</sup> Type: WS = Standard Telephone (Wire), WC = Cellular or Mobile Telephone (Wire), WO = Other (Wire), OM = Microphone (Oral), OO = Other (Oral), ED = Digital Pager (Electronic), EE = Computer or E-Mail (Electronic), EF = Fax Machine (Electronic), EO = Other (Electronic).

<sup>3</sup> Location: H = Personal Residence, B = Business, A = Public Area, D = Portable Device, O = Other Location, R = Roaming (Relaxed Specification Order), N = Not Specified.

TABLE A-1  
UNITED STATES DISTRICT COURTS

CALENDAR YEAR 2004

REPORT BY PROSECUTORS OF COURT-AUTHORIZED INTERCEPTS OF WIRE, ORAL, OR ELECTRONIC COMMUNICATIONS  
PURSUANT TO 18 U.S.C. 2519

A.O. Number	Number of Days in Oper- ation <sup>4</sup>	Average Inter- cepts per Day	Number of <sup>5</sup>			Costs		Number of					
			Persons Inter- cepted	Intercepts	Incrim- inating Intercepts	Total Cost in \$	Other Than Manpower in \$	Arrests	Trials	Motions to Suppress Intercepts <sup>6</sup>			Persons Convicted
										G	D	P	
CALIFORNIA, EASTERN (CONTINUED)													
7	17	6	2	94	28	11,810	-	-	-	-	-	-	-
8	60	60	168	3,628	515	181,841	89,204	-	-	-	-	-	-
9	82	38	226	3,126	159	187,897	-	7	-	-	-	-	-
10	20	96	182	1,920	145	-	-	-	-	-	-	-	-
11	7	4	9	25	-	RELATED TO NO. 16		RELATED TO NO. 16					
12	60	25	125	1,500	500	160,620	100,620	29	-	-	-	-	-
13	20	134	81	2,681	33	RELATED TO NO. 16		RELATED TO NO. 16					
14	30	15	36	454	22	RELATED TO NO. 16		RELATED TO NO. 16					
15	60	61	198	3,659	224	RELATED TO NO. 16		RELATED TO NO. 16					
16	30	94	158	2,817	159	232,835	176,259	4	-	-	-	-	-
17	15	44	25	660	50	7,679	-	-	-	-	-	-	-
6*	I	-	-	-	-	-	-	-	-	-	-	-	-
CALIFORNIA, NORTHERN													
1	42	48	181	2,021	53	78,728	5,000	4	-	-	-	-	-
2	27	22	58	586	67	35,350	1,600	-	-	-	-	-	-
3	5	2	4	12	-	9,450	1,600	-	-	-	-	-	-
4	52	83	110	4,294	538	48,033	2,700	7	-	-	-	-	-
5	13	16	31	204	11	17,850	1,600	-	-	-	-	-	-
6	25	86	26	2,142	325	22,733	2,600	4	-	-	-	-	-
7	14	44	31	621	31	19,100	1,600	RELATED TO NO. 8					
8	16	32	44	510	47	21,600	1,600	11	-	-	-	-	-
11*	57	70	6	4,014	1,908	145,600	3,600	15	-	-	-	-	-
7**	32	17	557	557	1	RELATED TO NO. 8**		RELATED TO NO. 8**					
8**	10	9	467	88	2	103,701	65	4	4	-	-	-	4
9**	10	-	-	-	-	RELATED TO NO. 8**		-	-	-	-	-	-
CALIFORNIA, SOUTHERN													
1	106	75	88	7,939	467	164,018	11,000	RELATED TO NO. 14					
2	88	163	860	14,314	27	633,000	193,000	45	-	-	-	-	-
3	30	58	18	1,755	494	RELATED TO NO. 2		RELATED TO NO. 2					

<sup>4</sup>NI indicates never installed. I indicates installed but never used.

<sup>5</sup>NR indicates not reported or could not be determined.

<sup>6</sup>Motions: G = Granted, D = Denied, P = Pending.

\* This wiretap was terminated during 2003, but was not reported at that time because it was part of an ongoing investigation.

\*\* This wiretap was terminated during 2002 or earlier, but was not reported at that time because it was part of an ongoing investigation.

TABLE A-1  
UNITED STATES DISTRICT COURTS

CALENDAR YEAR 2004

REPORT BY JUDGES OF COURT-AUTHORIZED INTERCEPTS OF WIRE, ORAL, OR ELECTRONIC COMMUNICATIONS  
PURSUANT TO 18 U.S.C. 2519

A.O. Number	Authorizing Official		Offense Specified	Intercept		Date of Application	Authorized Length		
	Judge	Attorney General <sup>1</sup>		Type <sup>2</sup>	Location <sup>3</sup>		Original Order (Days)	Number of Extensions	Total Length (Days)
CALIFORNIA, SOUTHERN (CONTINUED)									
4	HUFF	WARREN	NARCOTICS	WC,ED	D	01/14/2004	30	2	90
5	HUFF	KEENEY	CONSPIRACY	OM	O	02/11/2004	30	-	30
6	HUFF	MALCOLM	NARCOTICS	WC	D	02/19/2004	30	-	30
7	HUFF	MALCOLM	NARCOTICS	WC	D	02/19/2004	30	-	30
8	HUFF	MALCOLM	NARCOTICS	WC,ED	D	03/05/2004	30	4	150
9	HUFF	NAHMIAS	NARCOTICS	WC	D	03/11/2004	30	7	240
10	HUFF	NAHMIAS	NARCOTICS	WC	D	04/21/2004	30	-	30
11	HUFF	KEENEY	NARCOTICS	WC	D	04/23/2004	30	2	90
12	GONZALEZ	WARREN	NARCOTICS	WC,ED	D	05/05/2004	30	-	30
13	HUFF	KEENEY	NARCOTICS	WC	D	06/21/2004	30	3	120
14	HUFF	SWARTZ	NARCOTICS	WC	D	07/23/2004	30	1	60
15	HUFF	NAHMIAS	NARCOTICS	WC	D	08/13/2004	30	3	120
12*	GONZALEZ	WARREN	\$LAUNDERING	WS	H	12/19/2002	30	3	120
13*	GONZALEZ	MALCOLM	NARCOTICS	WC	D	06/20/2003	30	5	180
14*	HUFF	MALCOLM	NARCOTICS	WC	D	07/18/2003	30	-	30
15*	HUFF	MALCOLM	NARCOTICS	WC	D	08/04/2003	30	-	30
16*	HUFF	WARREN	NARCOTICS	WC	D	08/15/2003	30	3	120
17*	HUFF	WARREN	NARCOTICS	WC	D	09/12/2003	30	-	30
18*	HUFF	MALCOLM	NARCOTICS	WC	D	09/26/2003	30	2	90
19*	HUFF	MALCOLM	NARCOTICS	WC	D	11/06/2003	30	-	30
COLORADO									
1	WEINSHIENK	WARRREN	NARCOTICS	WC	D	02/04/2004	30	-	30
2	KANE	WARRREN	NARCOTICS	WC	D	03/03/2004	30	-	30
3	WEINSHIENK	STEINMAN	NARCOTICS	WC	D	03/10/2004	30	2	90
4	WEINSHIENK	STEINMAN	NARCOTICS	WC	D	03/25/2004	30	-	30
5	WEINSHIENK	WARREN	NARCOTICS	WC	D	03/26/2004	30	1	60
6	WEINSHIENK	WARREN	NARCOTICS	WC	D	04/06/2004	30	3	120
7	WEINSHIENK	KEENEY	NARCOTICS	WC	D	04/08/2004	30	-	30
8	WEINSHIENK	KEENEY	NARCOTICS	WC	D	04/29/2004	30	3	120

<sup>1</sup> The attorney general or designee authorized the filing of the reported applications under the provisions of 18 U.S.C. 2516.

<sup>2</sup> Type: WS = Standard Telephone (Wire), WC = Cellular or Mobile Telephone (Wire), WO = Other (Wire), OM = Microphone (Oral), OO = Other (Oral), ED = Digital Pager (Electronic), EE = Computer or E-Mail (Electronic), EF = Fax Machine (Electronic), EO = Other (Electronic).

<sup>3</sup> Location: H = Personal Residence, B = Business, A = Public Area, D = Portable Device, O = Other Location, R = Roaming (Relaxed Specification Order), N = Not Specified.

TABLE A-1  
UNITED STATES DISTRICT COURTS

CALENDAR YEAR 2004

REPORT BY PROSECUTORS OF COURT-AUTHORIZED INTERCEPTS OF WIRE, ORAL, OR ELECTRONIC COMMUNICATIONS  
PURSUANT TO 18 U.S.C. 2519

A.O. Number	Number of Days in Oper- ation <sup>4</sup>	Average Inter- cepts per Day	Number of <sup>5</sup>			Costs		Number of					
			Persons Inter- cepted	Intercepts	Incrim- inating Intercepts	Total Cost in \$	Other Than Manpower in \$	Arrests	Trials	Motions to Suppress Intercepts <sup>6</sup>			Persons Con- victed
										G	D	P	
CALIFORNIA, SOUTHERN (CONTINUED)													
4	79	24	99	1,871	305	RELATED TO NO. 8		-	-	-	-	-	-
5	30	21	22	626	97	16,340	536	-	-	-	-	-	-
6	30	28	20	848	78	38,000	-	3	-	-	-	-	-
7	30	38	18	1,150	59	RELATED TO NO. 2		RELATED TO NO. 2					
8	140	224	452	31,360	5,709	78,490	28,700	-	-	-	-	-	-
9	229	55	50	12,504	4,019	367,000	4,000	-	-	-	-	-	-
10	30	51	15	1,518	102	51,000	1,000	-	-	-	-	-	-
11	90	7	5	593	5	673,704	223,704	10	-	-	-	-	-
12	13	52	9	681	141	5,612	1,500	RELATED TO NO. 14					
13	120	97	163	11,607	1,498	RELATED TO NO. 11		RELATED TO NO. 11					
14	41	40	33	1,651	225	12,271	4,500	12	-	-	-	-	-
15	102	105	527	10,716	1,477	151,562	6,850	-	-	-	-	-	-
12*	120	24	49	2,907	2,418	90,000	-	-	-	-	-	-	-
13*	164	11	38	1,855	357	-	-	-	-	-	-	-	-
14*	30	3	NR	76	-	RELATED TO NO. 2		RELATED TO NO. 2					
15*	30	13	16	401	98	RELATED TO NO. 2		RELATED TO NO. 2					
16*	108	9	38	1,011	122	RELATED TO NO. 2		RELATED TO NO. 2					
17*	30	36	10	1,076	49	RELATED TO NO. 2		RELATED TO NO. 2					
18*	78	31	70	2,439	502	RELATED TO NO. 2		RELATED TO NO. 2					
19*	30	3	35	76	5	RELATED TO NO. 2		RELATED TO NO. 2					
COLORADO													
1	30	17	10	514	39	56,704	3,000	-	-	-	-	-	-
2	30	150	45	4,500	3,600	76,000	28,000	23	-	-	-	-	-
3	60	71	41	4,262	572	126,640	2,000	-	-	-	-	-	-
4	30	18	18	537	102	73,460	500	-	-	-	-	-	-
5	60	112	45	6,750	5,400	143,000	47,000	RELATED TO NO. 2					
6	120	24	44	2,906	492	67,105	5,200	-	-	-	-	-	-
7	30	148	81	4,444	881	134,020	2,700	RELATED TO NO. 11					
8	120	18	28	2,210	292	59,856	8,800	19	-	-	-	-	-

<sup>4</sup>NI indicates never installed. I indicates installed but never used.

<sup>5</sup>NR indicates not reported or could not be determined.

<sup>6</sup>Motions: G = Granted, D = Denied, P = Pending.

\* This wiretap was terminated during 2003, but was not reported at that time because it was part of an ongoing investigation.

\*\* This wiretap was terminated during 2002 or earlier, but was not reported at that time because it was part of an ongoing investigation.

**TABLE A-1**  
**UNITED STATES DISTRICT COURTS**

**CALENDAR YEAR 2004**

**REPORT BY JUDGES OF COURT-AUTHORIZED INTERCEPTS OF WIRE, ORAL, OR ELECTRONIC COMMUNICATIONS  
PURSUANT TO 18 U.S.C. 2519**

A.O. Number	Authorizing Official		Offense Specified	Intercept		Date of Application	Authorized Length		
	Judge	Attorney General <sup>1</sup>		Type <sup>2</sup>	Location <sup>3</sup>		Original Order (Days)	Number of Extensions	Total Length (Days)
COLORADO (CONTINUED)									
9	WEINSHIENK	NAHMIAS	NARCOTICS	WC	D	05/03/2004	30	-	30
10	WEINSHIENK	KEENEY	NARCOTICS	WC	D	06/04/2004	30	-	30
11	WEINSHIENK	KEENEY	NARCOTICS	WC	D	06/17/2004	30	1	60
12	WEINSHIENK	PARSKY	NARCOTICS	WC	D	07/02/2004	30	-	30
13	WEINSHIENK	BARRETT	NARCOTICS	WC	D	07/07/2004	30	3	120
14	WEINSHIENK	WARREN	NARCOTICS	WC	D	07/13/2004	30	1	60
15	WEINSHIENK	PODOLAK	NARCOTICS	WC	D	07/13/2004	30	-	30
16	WEINSHIENK	SWARTZ	NARCOTICS	WC	D	07/29/2004	30	-	30
17	WEINSHIENK	BARRETT	NARCOTICS	WS	H	08/26/2004	30	-	30
18	WEINSHIENK	NAHMIAS	NARCOTICS	WC	D	08/27/2004	30	-	30
19	WEINSHIENK	WARREN	NARCOTICS	WC	D	08/31/2004	30	1	60
20	WEINSHIENK	WARREN	NARCOTICS	WC	D	09/09/2004	30	1	60
21	WEINSHIENK	PODOLAK	NARCOTICS	WC	D	09/13/2004	30	-	30
22	KANE	PODOLAK	NARCOTICS	WC	D	09/16/2004	30	2	90
23	WEINSHIENK	SWARTZ	NARCOTICS	WC	D	09/24/2004	30	1	60
24	WEINSHIENK	KEENEY	NARCOTICS	WC	D	10/22/2004	30	-	30
12*	WEINSHIENK	CAMPBELL	NARCOTICS	WS	H	09/25/2003	30	1	60
13*	WEINSHIENK	MALCOLM	NARCOTICS	WC	D	10/07/2003	30	-	30
CONNECTICUT									
1	THOMPSON	MALCOLM	NARCOTICS	WC	D	11/10/2003	30	1	60
2	UNDERHILL	RUBINO	NARCOTICS	WC	D	11/21/2003	30	1	60
3	CHATIGNY	WARREN	NARCOTICS	WC,ED	D	12/03/2003	30	2	90
4	THOMPSON	WARREN	NARCOTICS	WC	D	12/11/2003	30	1	60
5	THOMPSON	KEENEY	NARCOTICS	WC	D	12/22/2003	30	-	30
6	UNDERHILL	SWARTZ	NARCOTICS	WC	D	01/07/2004	30	-	30
7	BURNS	KEENEY	NARCOTICS	WC	D	01/14/2004	30	1	60
8	BURNS	MALCOLM	NARCOTICS	WC	D	02/03/2004	30	-	30
9	THOMPSON	KEENEY	NARCOTICS	WC	D	02/04/2004	30	-	30
10	BURNS	WARREN	NARCOTICS	WC	D	03/02/2004	30	-	30

<sup>1</sup> The attorney general or designee authorized the filing of the reported applications under the provisions of 18 U.S.C. 2516.

<sup>2</sup> Type: WS = Standard Telephone (Wire), WC = Cellular or Mobile Telephone (Wire), WO = Other (Wire), OM = Microphone (Oral), OO = Other (Oral), ED = Digital Pager (Electronic), EE = Computer or E-Mail (Electronic), EF = Fax Machine (Electronic), EO = Other (Electronic).

<sup>3</sup> Location: H = Personal Residence, B = Business, A = Public Area, D = Portable Device, O = Other Location, R = Roaming (Relaxed Specification Order), N = Not Specified.

TABLE A-1  
UNITED STATES DISTRICT COURTS

CALENDAR YEAR 2004

REPORT BY PROSECUTORS OF COURT-AUTHORIZED INTERCEPTS OF WIRE, ORAL, OR ELECTRONIC COMMUNICATIONS  
PURSUANT TO 18 U.S.C. 2519

A.O. Number	Number of Days in Oper-ation <sup>4</sup>	Average Inter-cepts per Day	Number of <sup>5</sup>			Costs		Number of					
			Persons Inter-cepted	Intercepts	Incrim-inating Intercepts	Total Cost in \$	Other Than Manpower in \$	Arrests	Trials	Motions to Suppress Intercepts <sup>6</sup>			Persons Con- victed
										G	D	P	
COLORADO (CONTINUED)													
9	30	50	48	1,490	174	44,580	500	-	-	-	-	-	-
10	30	16	73	469	16	133,520	2,200	RELATED TO NO. 11					
11	60	437	171	26,204	2,458	267,340	4,700	9	-	-	-	-	-
12	30	57	69	1,709	451	57,220	2,500	-	-	-	-	-	-
13	120	38	50	4,588	400	807,950	2,500	-	-	-	-	-	-
14	60	28	33	1,685	67	109,371	9,811	-	-	-	-	-	-
15	30	8	14	250	14	15,264	4,000	-	-	-	-	-	-
16	30	8	13	226	1	133,520	2,200	-	-	-	-	-	-
17	30	39	25	1,183	19	37,755	-	-	-	-	-	-	-
18	16	123	75	1,965	546	40,387	2,000	-	-	-	-	-	-
19	60	55	100	3,277	1,545	63,025	4,400	-	-	-	-	-	-
20	33	227	90	7,501	1,983	74,471	5,000	-	-	-	-	-	-
21	30	1	5	39	2	33,458	2,050	-	-	-	-	-	-
22	90	10	14	864	196	197,630	5,350	-	-	-	-	-	-
23	60	132	75	7,941	1,151	92,460	500	-	-	-	-	-	-
24	18	79	52	1,421	136	21,116	2,000	-	-	-	-	-	-
12*	60	83	621	4,952	129	RELATED TO NO. 13*		RELATED TO NO. 13*					
13*	23	67	35	1,530	369	39,500	4,500	7	-	-	-	-	-
CONNECTICUT													
1	60	42	95	2,495	510	179,733	10,000	RELATED TO NO. 4					
2	46	59	10	2,728	540	-	-	RELATED TO NO. 6					
3	69	344	102	23,723	2,283	149,796	19,445	-	-	-	-	-	-
4	30	50	65	1,500	210	146,661	10,000	7	-	-	-	-	7
5	30	6	7	188	38	124,957	40,231	-	-	-	-	-	-
6	30	117	9	3,501	571	-	-	44	2	-	-	-	32
7	41	71	25	2,917	632	38,997	1,145	14	-	-	-	-	3
8	29	14	43	402	167	RELATED TO NO. 10		RELATED TO NO. 10					
9	30	10	6	310	55	126,952	39,992	-	-	-	-	-	-
10	30	58	40	1,737	1,012	14,603	2,735	18	-	-	-	-	12

<sup>4</sup>NI indicates never installed. I indicates installed but never used.

<sup>5</sup>NR indicates not reported or could not be determined.

<sup>6</sup>Motions: G = Granted, D = Denied, P = Pending.

\* This wiretap was terminated during 2003, but was not reported at that time because it was part of an ongoing investigation.

\*\* This wiretap was terminated during 2002 or earlier, but was not reported at that time because it was part of an ongoing investigation.

**TABLE A-1**  
**UNITED STATES DISTRICT COURTS**

**CALENDAR YEAR 2004**

**REPORT BY JUDGES OF COURT-AUTHORIZED INTERCEPTS OF WIRE, ORAL, OR ELECTRONIC COMMUNICATIONS  
PURSUANT TO 18 U.S.C. 2519**

A.O. Number	Authorizing Official		Offense Specified	Intercept		Date of Application	Authorized Length		
	Judge	Attorney General <sup>1</sup>		Type <sup>2</sup>	Location <sup>3</sup>		Original Order (Days)	Number of Extensions	Total Length (Days)
CONNECTICUT (CONTINUED)									
11	BURNS	NAHMIAS	NARCOTICS	WC	D	04/02/2004	30	-	30
12	HALL	KEENEY	CORRUPTION	WC	D	05/14/2004	30	6	210
13	DRONEY	KEENEY	NARCOTICS	WC	D	07/14/2004	30	1	60
14	DRONEY	KEENEY	NARCOTICS	WC	D	09/02/2004	30	2	90
15	DRONEY	KEENEY	NARCOTICS	WC	D	10/08/2004	30	-	30
10*	THOMPSON	MALCOLM	NARCOTICS	WC	D	09/04/2003	30	1	60
11*	UNDERHILL	RUBINO	NARCOTICS	WC	D	10/20/2003	30	-	30
DISTRICT OF COLUMBIA									
1	SULLIVAN	KEENEY	NARCOTICS	WC	D	12/19/2003	30	-	30
2	SULLIVAN	KEENEY	NARCOTICS	WC	D	01/09/2004	30	-	30
3	ROBERTS	MALCOLM	RACKETEERING	WC	D	02/13/2004	30	2	90
4	BATES	WARREN	NARCOTICS	WC	D	02/23/2004	30	1	60
5	ROBERTS	KEENEY	RACKETEERING	WC	D	04/27/2004	30	1	60
6	BATES	KEENEY	NARCOTICS	WC	D	05/13/2004	30	-	30
7	LAMBERTH	PARSKY	NARCOTICS	WC	D	05/13/2004	30	1	60
8	LAMBERTH	PARSKY	NARCOTICS	WC	D	06/02/2004	30	-	30
9	HOGAN	WARREN	NARCOTICS	WC	D	07/13/2004	30	1	60
6**	KOLLAR-KOTELLY	MALCOLM	RACKETEERING	WC	D	01/18/2002	30	-	30
7**	HOGAN	WARREN	RACKETEERING	WC	D	07/31/2002	30	-	30
FLORIDA, MIDDLE									
1	CONWAY	SWARTZ	NARCOTICS	WC	D	01/06/2004	30	1	60
2	CONWAY	MALCOLM	NARCOTICS	WC	D	02/12/2004	30	-	30
4*	PRESNELL	SWARTZ	NARCOTICS	WS	H	08/28/2003	30	1	60
5*	CONWAY	MALCOLM	NARCOTICS	WC	D	09/03/2003	30	-	30
6*	CONWAY	SWARTZ	NARCOTICS	WC	D	10/08/2003	30	-	30
7*	PRESNELL	KEENEY	NARCOTICS	WC	D	10/23/2003	30	-	30
8*	CONWAY	MALCOLM	NARCOTICS	WC	D	11/12/2003	30	-	30

<sup>1</sup> The attorney general or designee authorized the filing of the reported applications under the provisions of 18 U.S.C. 2516.

<sup>2</sup> Type: WS = Standard Telephone (Wire), WC = Cellular or Mobile Telephone (Wire), WO = Other (Wire), OM = Microphone (Oral), OO = Other (Oral), ED = Digital Pager (Electronic), EE = Computer or E-Mail (Electronic), EF = Fax Machine (Electronic), EO = Other (Electronic).

<sup>3</sup> Location: H = Personal Residence, B = Business, A = Public Area, D = Portable Device, O = Other Location, R = Roaming (Relaxed Specification Order), N = Not Specified.

TABLE A-1  
UNITED STATES DISTRICT COURTS

CALENDAR YEAR 2004

REPORT BY PROSECUTORS OF COURT-AUTHORIZED INTERCEPTS OF WIRE, ORAL, OR ELECTRONIC COMMUNICATIONS  
PURSUANT TO 18 U.S.C. 2519

A.O. Number	Number of Days in Oper- ation <sup>4</sup>	Average Inter- cepts per Day	Number of <sup>5</sup>			Costs		Number of					
			Persons Inter- cepted	Intercepts	Incrim- inating Intercepts	Total Cost in \$	Other Than Manpower in \$	Arrests	Trials	Motions to Suppress Intercepts <sup>6</sup>			Persons Con- victed
										G	D	P	
CONNECTICUT (CONTINUED)													
11	27	102	52	2,744	2,362	116,445	1,740	16	-	-	-	-	6
12	178	39	287	6,975	391	1,690,431	5,040	-	-	-	-	-	-
13	60	269	77	16,125	2,128	RELATED TO NO. 15		-	-	-	-	-	-
14	68	285	51	19,359	1,841	RELATED TO NO. 15		-	-	-	-	-	-
15	30	58	33	1,729	386	107,434	15,600	-	-	-	-	-	-
10*	60	42	65	2,520	400	155,019	10,000	-	-	-	-	-	-
11*	30	248	26	7,427	1,839	-	-	RELATED TO NO. 6					
DISTRICT OF COLUMBIA													
1	18	22	8	387	37	4,039	550	3	-	-	-	-	2
2	30	214	108	6,422	188	11,939	1,250	7	-	-	-	-	3
3	87	170	331	14,785	2,293	112,659	5,300	RELATED TO NO. 5					
4	60	86	165	5,151	477	82,874	8,800	-	-	-	-	-	-
5	60	178	152	10,699	813	108,217	37,700	21	-	-	-	-	1
6	20	86	45	1,715	6	17,548	2,000	-	-	-	-	-	-
7	58	169	287	9,781	1,179	125,000	-	8	-	-	-	-	-
8	30	304	247	9,109	299	63,000	-	-	-	-	-	-	-
9	50	147	173	7,331	324	110,000	-	6	-	-	-	-	-
6**	30	58	48	1,739	162	8,922	900	12	-	-	-	-	9
7**	24	45	28	1,082	114	6,477	1,000	-	-	-	-	-	-
FLORIDA, MIDDLE													
1	43	51	18	2,187	1,022	RELATED TO NO. 2		RELATED TO NO. 2					
2	17	2	18	28	3	311,565	-	28	-	-	-	-	-
4*	54	120	8	6,504	252	374,749	5,000	13	-	-	-	-	-
5*	30	35	18	1,054	389	RELATED TO NO. 2		RELATED TO NO. 2					
6*	30	35	18	1,040	485	RELATED TO NO. 2		RELATED TO NO. 2					
7*	29	14	4	416	14	203,569	5,000	RELATED TO NO. 4*					
8*	30	44	18	1,311	510	RELATED TO NO. 2		RELATED TO NO. 2					

<sup>4</sup>NI indicates never installed. I indicates installed but never used.

<sup>5</sup>NR indicates not reported or could not be determined.

<sup>6</sup>Motions: G = Granted, D = Denied, P = Pending.

\* This wiretap was terminated during 2003, but was not reported at that time because it was part of an ongoing investigation.

\*\* This wiretap was terminated during 2002 or earlier, but was not reported at that time because it was part of an ongoing investigation.



TABLE A-1  
UNITED STATES DISTRICT COURTS

CALENDAR YEAR 2004

REPORT BY JUDGES OF COURT-AUTHORIZED INTERCEPTS OF WIRE, ORAL, OR ELECTRONIC COMMUNICATIONS  
PURSUANT TO 18 U.S.C. 2519

A.O. Number	Authorizing Official		Offense Specified	Intercept		Date of Application	Authorized Length		
	Judge	Attorney General <sup>1</sup>		Type <sup>2</sup>	Location <sup>3</sup>		Original Order (Days)	Num-ber of Exten-sions	Total Length (Days)
FLORIDA, NORTHERN									
1	HINKLE	WARREN	FRAUD	WC	D	05/03/2004	30	-	30
3*	HINKLE	WARREN	FRAUD	WC,EE	D	10/10/2003	30	1	60
4*	VINSON	KEENEY	NARCOTICS	WC	D	10/10/2003	30	1	60
FLORIDA, SOUTHERN									
1	JORDAN	DUROSS	NARCOTICS	WC	D	11/06/2003	30	1	60
2	ALTONAGA	WARREN	NARCOTICS	WC	D	12/17/2003	30	-	30
3	GRAHAM	MALCOLM	NARCOTICS	WC	D	02/20/2004	30	-	30
4	ALTONAGA	KEENEY	NARCOTICS	WC	D	02/20/2004	30	1	60
5	DIMITROULEAS	WARREN	NARCOTICS	WC	D	03/02/2004	30	-	30
6	LENARD	PARSKY	NARCOTICS	WC	D	05/14/2004	30	-	30
7	GOLD	WARREN	NARCOTICS	WC	D	06/15/2004	30	-	30
8	SEITZ	KEENEY	NARCOTICS	WC	D	07/23/2004	30	-	30
9	SEITZ	SWARTZ	NARCOTICS	WC	D	07/27/2004	30	-	30
10	JORDAN	DUROSS	NARCOTICS	WS,WC	H,D	08/06/2004	30	3	120
11	JORDAN	PARSKY	NARCOTICS	WC	D	08/09/2004	30	-	30
12	JORDAN	KEENEY	NARCOTICS	WC	D	08/26/2004	30	-	30
13	JORDAN	KEENEY	NARCOTICS	WC	D	09/21/2004	30	1	60
22*	MORENO	GAYLES	NARCOTICS	WC	D	02/21/2003	30	-	30
23*	MORENO	SWARTZ	NARCOTICS	WC	D	07/03/2003	30	-	30
24*	HUCK	WARREN	TERRORISM	EE	N	07/17/2003	30	-	30
25*	JORDAN	GAYLES	NARCOTICS	WC	D	09/04/2003	30	1	60
26*	UNGARO-BENAGES	KEENEY	NARCOTICS	EE	H	09/26/2003	30	1	60
GEORGIA, NORTHERN									
1	CARNES	MALCOLM	NARCOTICS	WC	D	08/21/2003	30	-	30
2	CARNES	MALCOLM	NARCOTICS	WC	D	12/05/2003	30	1	60
3	THRASH	KEENEY	NARCOTICS	WC	D	12/10/2003	30	-	30
4	THRASH	SWARTZ	NARCOTICS	WC	D	12/24/2003	30	1	60
5	STORY	WARREN	NARCOTICS	WC	D	01/27/2004	30	-	30
6	PANNELL	KEENEY	NARCOTICS	WC	D	02/05/2004	30	-	30

<sup>1</sup> The attorney general or designee authorized the filing of the reported applications under the provisions of 18 U.S.C. 2516.

<sup>2</sup> Type: WS = Standard Telephone (Wire), WC = Cellular or Mobile Telephone (Wire), WO = Other (Wire), OM = Microphone (Oral), OO = Other (Oral), ED = Digital Pager (Electronic), EE = Computer or E-Mail (Electronic), EF = Fax Machine (Electronic), EO = Other (Electronic).

<sup>3</sup> Location: H = Personal Residence, B = Business, A = Public Area, D = Portable Device, O = Other Location, R = Roaming (Relaxed Specification Order), N = Not Specified.

TABLE A-1  
UNITED STATES DISTRICT COURTS

CALENDAR YEAR 2004

REPORT BY PROSECUTORS OF COURT-AUTHORIZED INTERCEPTS OF WIRE, ORAL, OR ELECTRONIC COMMUNICATIONS  
PURSUANT TO 18 U.S.C. 2519

A.O. Number	Number of Days in Oper- ation <sup>4</sup>	Average Inter- cepts per Day	Number of <sup>5</sup>			Costs		Number of					
			Persons Inter- cepted	Intercepts	Incrim- inating Intercepts	Total Cost in \$	Other Than Manpower in \$	Arrests	Trials	Motions to Suppress Intercepts <sup>6</sup>			Persons Convicted
										G	D	P	
FLORIDA, NORTHERN													
1	13	40	28	525	216	24,724	3,995	-	-	-	-	-	-
3*	48	38	66	1,807	760	98,544	28,848	-	-	-	-	-	-
4*	60	152	62	9,120	516	200,792	2,250	47	-	-	-	-	8
FLORIDA, SOUTHERN													
1	38	59	16	2,229	290	70,968	46,248	5	1	-	-	-	5
2	6	13	8	76	31	12,000	3,000	2	-	-	-	-	-
3	28	24	176	682	93	9,561	1,000	RELATED TO NO. 8					
4	60	19	8	1,137	149	78,636	3,000	18	-	-	-	-	4
5	10	-	1	1	-	16,083	5,500	-	-	-	-	-	-
6	30	62	35	1,862	25	36,488	3,000	-	-	-	-	-	-
7	21	-	2	5	-	22,166	380	-	-	-	-	-	-
8	12	98	7	1,181	6	12,388	1,000	4	-	-	-	-	1
9	22	26	19	581	58	16,707	5,580	1	-	-	-	-	-
10	120	37	25	4,437	250	200,000	-	9	-	-	-	-	-
11	30	93	51	2,798	221	38,494	-	-	-	-	-	-	-
12	8	90	15	717	101	13,884	1,400	-	-	-	-	-	-
13	32	52	125	1,668	184	52,956	3,000	-	-	-	-	-	-
22*	28	3	21	94	48	8,685	1,030	-	-	-	-	-	-
23*	30	13	21	387	53	30,940	1,780	-	-	-	-	-	-
24*	30	-	-	-	-	-	-	-	-	-	-	-	-
25*	58	8	20	460	146	67,782	2,000	-	-	-	-	-	-
26*	60	1	1	85	54	12,000	10,000	-	-	-	-	-	-
GEORGIA, NORTHERN													
1	30	140	83	4,193	718	280,994	18,000	-	-	-	-	-	-
2	60	5	2	278	125	124,602	2,400	-	-	-	-	-	-
3	30	8	33	248	20	32,763	1,800	-	-	-	-	-	-
4	60	100	270	5,984	561	RELATED TO NO. 12		-	-	-	-	-	-
5	30	22	103	664	53	RELATED TO NO. 12		-	-	-	-	-	-
6	30	-	2	1	-	34,770	1,450	-	-	-	-	-	-

<sup>4</sup>NI indicates never installed. I indicates installed but never used.

<sup>5</sup>NR indicates not reported or could not be determined.

<sup>6</sup>Motions: G = Granted, D = Denied, P = Pending.

\* This wiretap was terminated during 2003, but was not reported at that time because it was part of an ongoing investigation.

\*\* This wiretap was terminated during 2002 or earlier, but was not reported at that time because it was part of an ongoing investigation.

**TABLE A-1**  
**UNITED STATES DISTRICT COURTS**

**CALENDAR YEAR 2004**

**REPORT BY JUDGES OF COURT-AUTHORIZED INTERCEPTS OF WIRE, ORAL, OR ELECTRONIC COMMUNICATIONS  
PURSUANT TO 18 U.S.C. 2519**

A.O. Number	Authorizing Official		Offense Specified	Intercept		Date of Application	Authorized Length		
	Judge	Attorney General <sup>1</sup>		Type <sup>2</sup>	Location <sup>3</sup>		Original Order (Days)	Number of Extensions	Total Length (Days)
GEORGIA, NORTHERN (CONTINUED)									
7	PANNELL	KEENEY	NARCOTICS	WC	D	02/13/2004	30	-	30
8	PANNELL	KEENEY	NARCOTICS	WC	D	02/18/2004	30	-	30
9	PANNELL	GERSTEEN	NARCOTICS	WC	D	02/26/2004	30	-	30
10	MARTIN	KEENEY	NARCOTICS	WC	D	03/01/2004	30	-	30
11	MARTIN	WARREN	NARCOTICS	WC	D	03/04/2004	30	-	30
12	MARTIN	WARREN	NARCOTICS	WC	D	03/15/2004	30	-	30
13	FORRESTER	WARREN	NARCOTICS	WC	D	04/22/2004	30	-	30
14	MURPHY	NAHMIAS	RACKETEERING	WS	H	08/06/2004	30	1	60
15	MURPHY	WARREN	RACKETEERING	WS	H	08/19/2004	30	1	60
16	MURPHY	KEENEY	RACKETEERING	WC	D	10/06/2004	30	1	60
17	MURPHY	NAHMIAS	\$LAUNDERING	WC	D	11/09/2004	30	-	30
28*	COOPER	MALCOLM	NARCOTICS	WC	D	01/31/2003	30	1	60
29*	SHOOB	KEENEY	NARCOTICS	WC	D	02/28/2003	30	-	30
30*	STORY	MALCOLM	NARCOTICS	WC	D	04/16/2003	30	-	30
31*	SHOOB	MALCOLM	NARCOTICS	WC	D	05/13/2003	30	-	30
32*	CARNES	WARREN	NARCOTICS	WC	D	07/09/2003	30	1	60
33*	CARNES	KEENEY	NARCOTICS	WC	D	09/29/2003	30	-	30
34*	CARNES	KEENEY	NARCOTICS	WC	D	09/30/2003	30	1	60
35*	CARNES	NAHMIAS	NARCOTICS	WC	D	10/01/2003	30	-	30
36*	CARNES	MALCOLM	NARCOTICS	WC	D	10/02/2003	30	1	60
GEORGIA, SOUTHERN									
1	EDENFIELD	SWARTZ	NARCOTICS	OM	B	12/10/2003	30	-	30
HAWAII									
1	MOLLWAY	WARREN	NARCOTICS	WC	D	01/15/2004	30	-	30
2	EZRA	SWARTZ	NARCOTICS	WC	D	05/20/2004	30	7	210
3	EZRA	WARREN	NARCOTICS	WC	D	06/10/2004	30	1	60
4	GILLMOR	KEENEY	NARCOTICS	WC	D	07/02/2004	30	2	90
5	EZRA	WARREN	FRAUD	WS	H	08/30/2004	30	-	30
6	MOLLWAY	KEENEY	NARCOTICS	WC	D	09/21/2004	30	1	60

<sup>1</sup> The attorney general or designee authorized the filing of the reported applications under the provisions of 18 U.S.C. 2516.

<sup>2</sup> Type: WS = Standard Telephone (Wire), WC = Cellular or Mobile Telephone (Wire), WO = Other (Wire), OM = Microphone (Oral), OO = Other (Oral), ED = Digital Pager (Electronic), EE = Computer or E-Mail (Electronic), EF = Fax Machine (Electronic), EO = Other (Electronic).

<sup>3</sup> Location: H = Personal Residence, B = Business, A = Public Area, D = Portable Device, O = Other Location, R = Roaming (Relaxed Specification Order), N = Not Specified.

TABLE A-1  
UNITED STATES DISTRICT COURTS

CALENDAR YEAR 2004

REPORT BY PROSECUTORS OF COURT-AUTHORIZED INTERCEPTS OF WIRE, ORAL, OR ELECTRONIC COMMUNICATIONS  
PURSUANT TO 18 U.S.C. 2519

A.O. Number	Number of Days in Oper- ation <sup>4</sup>	Average Inter- cepts per Day	Number of <sup>5</sup>			Costs		Number of					
			Persons Inter- cepted	Intercepts	Incrim- inating Intercepts	Total Cost in \$	Other Than Manpower in \$	Arrests	Trials	Motions to Suppress Intercepts <sup>6</sup>			Persons Convicted
										G	D	P	
GEORGIA, NORTHERN (CONTINUED)													
7	15	27	15	400	123	124,602	2,400	19	-	-	-	-	1
8	30	24	50	721	19	34,500	33,000	-	-	-	-	-	-
9	30	11	211	333	59	-	-	-	-	-	-	-	-
10	24	52	30	1,252	530	RELATED TO NO. 7		RELATED TO NO. 7					
11	28	75	1,385	2,098	35	119,621	4,044	10	-	-	-	-	-
12	30	137	138	4,097	358	173,757	6,427	-	-	-	-	-	-
13	28	57	53	1,588	495	12,439	1,600	-	-	-	-	-	-
14	60	39	144	2,357	404	135,911	8,300	-	-	-	-	-	-
15	58	29	161	1,699	238	124,666	8,300	-	-	-	-	-	-
16	58	22	80	1,261	34	117,555	7,400	-	-	-	-	-	-
17	30	46	114	1,390	27	79,161	4,500	-	-	-	-	-	-
28*	60	7	35	447	110	135,096	3,600	-	-	-	-	-	-
29*	30	49	42	1,474	391	69,348	3,600	-	-	-	-	-	-
30*	I	-	-	-	-	-	-	-	-	-	-	-	-
31*	30	86	130	2,584	576	76,550	10,800	-	-	-	-	-	-
32*	60	14	61	870	51	140,950	10,800	-	-	-	-	-	-
33*	30	32	44	949	422	57,292	2,500	-	-	-	-	-	-
34*	60	33	75	2,002	591	-	-	-	-	-	-	-	-
35*	30	66	51	1,991	321	97,049	7,200	-	-	-	-	-	-
36*	60	38	40	2,266	838	-	-	-	-	-	-	-	-
GEORGIA, SOUTHERN													
1	30	43	NR	1,280	NR	71,724	1,504	-	-	-	-	-	-
HAWAII													
1	29	46	20	1,322	12	24,415	400	1	-	-	-	-	1
2	209	69	157	14,497	485	274,037	12,835	-	-	-	-	-	-
3	55	55	56	3,046	89	69,106	4,400	-	-	-	-	-	-
4	87	36	42	3,162	166	81,691	8,235	11	-	-	-	-	-
5	26	29	32	761	12	30,414	485	-	-	-	-	-	-
6	60	129	35	7,745	1,051	236,400	6,000	-	-	-	-	-	-

<sup>4</sup>NI indicates never installed. I indicates installed but never used.

<sup>5</sup>NR indicates not reported or could not be determined.

<sup>6</sup>Motions: G = Granted, D = Denied, P = Pending.

\* This wiretap was terminated during 2003, but was not reported at that time because it was part of an ongoing investigation.

\*\* This wiretap was terminated during 2002 or earlier, but was not reported at that time because it was part of an ongoing investigation.

**TABLE A-1**  
**UNITED STATES DISTRICT COURTS**

**CALENDAR YEAR 2004**

**REPORT BY JUDGES OF COURT-AUTHORIZED INTERCEPTS OF WIRE, ORAL, OR ELECTRONIC COMMUNICATIONS  
PURSUANT TO 18 U.S.C. 2519**

A.O. Number	Authorizing Official		Offense Specified	Intercept		Date of Application	Authorized Length		
	Judge	Attorney General <sup>1</sup>		Type <sup>2</sup>	Location <sup>3</sup>		Original Order (Days)	Number of Extensions	Total Length (Days)
IDAHO									
1	WINMILL	SWARTZ	NARCOTICS	WC	D	07/01/2004	30	-	30
2	WINMILL	SWARTZ	NARCOTICS	WC	D	09/21/2004	30	1	60
ILLINOIS, CENTRAL									
1	MIHM	KEENEY	NARCOTICS	WC	D	06/18/2004	30	2	90
2	MIHM	KEENEY	NARCOTICS	WC	D	07/20/2004	30	-	30
ILLINOIS, NORTHERN									
1	HOLDERMAN	KEENEY	RACKETEERING	WC	D	11/27/2002	30	12	390
2	HOLDERMAN	KOCORAS	NARCOTICS	WC	D	10/31/2003	30	1	60
3	REINHARD	WARREN	NARCOTICS	WC	D	11/10/2003	30	3	120
4	HOLDERMAN	KOCORAS	NARCOTICS	WC	D	12/11/2003	30	-	30
5	KOCORAS	NIEWOEHNER	NARCOTICS	WC	D	12/15/2003	30	-	30
6	KOCORAS	WARREN	NARCOTICS	WC	D	12/22/2003	30	-	30
7	KOCORAS	WARREN	NARCOTICS	WC	D	01/07/2004	30	-	30
8	KOCORAS	WARREN	NARCOTICS	WC	D	01/13/2004	30	5	180
9	KOCORAS	KEENEY	NARCOTICS	WC	D	01/26/2004	30	-	30
10	KOCORAS	SWARTZ	NARCOTICS	WC	D	01/30/2004	30	-	30
11	KOCORAS	WARREN	NARCOTICS	WC	D	01/30/2004	30	3	120
12	KOCORAS	KEENEY	NARCOTICS	WC	D	01/30/2004	30	-	30
13	ZAGEL	KEENEY	BOMBING	WC	D	02/06/2004	30	1	60
14	KOCORAS	MALCOLM	NARCOTICS	WC	D	02/06/2004	30	3	120
15	ZAGEL	KEENEY	NARCOTICS	WC	D	02/09/2004	30	-	30
16	HOLDERMAN	KEENEY	NARCOTICS	WC	D	02/11/2004	30	-	30
17	HOLDERMAN	WARREN	NARCOTICS	WC	D	02/12/2004	30	-	30
18	KOCORAS	SWARTZ	NARCOTICS	WC	D	02/13/2004	30	-	30
19	KOCORAS	SWARTZ	NARCOTICS	WC	D	02/25/2004	30	2	90
20	KOCORAS	MALCOLM	NARCOTICS	WC	D	03/10/2004	30	-	30
21	KOCORAS	KEENEY	NARCOTICS	WC	D	03/10/2004	30	-	30
22	KOCORAS	KEENEY	FRAUD	WS	H	04/07/2004	30	1	60
23	KOCORAS	WARREN	RACKETEERING	WC	D	04/09/2004	30	3	120

<sup>1</sup> The attorney general or designee authorized the filing of the reported applications under the provisions of 18 U.S.C. 2516.

<sup>2</sup> Type: WS = Standard Telephone (Wire), WC = Cellular or Mobile Telephone (Wire), WO = Other (Wire), OM = Microphone (Oral), OO = Other (Oral), ED = Digital Pager (Electronic), EE = Computer or E-Mail (Electronic), EF = Fax Machine (Electronic), EO = Other (Electronic).

<sup>3</sup> Location: H = Personal Residence, B = Business, A = Public Area, D = Portable Device, O = Other Location, R = Roaming (Relaxed Specification Order), N = Not Specified.

TABLE A-1  
UNITED STATES DISTRICT COURTS

CALENDAR YEAR 2004

REPORT BY PROSECUTORS OF COURT-AUTHORIZED INTERCEPTS OF WIRE, ORAL, OR ELECTRONIC COMMUNICATIONS  
PURSUANT TO 18 U.S.C. 2519

A.O. Number	Number of Days in Oper- ation <sup>4</sup>	Average Inter- cepts per Day	Number of <sup>5</sup>			Costs		Number of					
			Persons Inter- cepted	Intercepts	Incrim- inating Intercepts	Total Cost in \$	Other Than Manpower in \$	Arrests	Trials	Motions to Suppress Intercepts <sup>6</sup>			Persons Con- victed
										G	D	P	
IDAHO													
1	8	10	6	83	12	46,849	10,640	8	-	-	-	-	-
2	60	39	106	2,355	360	27,337	3,587	26	-	-	-	-	-
ILLINOIS, CENTRAL													
1	52	61	20	3,180	504	119,255	19,000	2	-	-	-	-	-
2	4	52	5	210	36	11,220	3,500	1	-	-	-	-	-
ILLINOIS, NORTHERN													
1	390	43	55	16,700	738	242,276	39,500	-	-	-	-	-	-
2	60	10	110	629	78	43,574	-	1	-	-	-	-	-
3	97	80	44	7,799	1,249	223,882	48,964	9	-	-	-	-	-
4	30	3	115	102	90	31,387	-	RELATED TO NO. 2					
5	8	-	2	1	-	1,700	700	-	-	-	-	-	-
6	30	78	40	2,336	50	6,365	3,000	4	-	-	-	-	-
7	30	55	115	1,648	363	42,598	800	2	-	-	-	-	-
8	151	40	25	6,000	3,000	RELATED TO NO. 14		5	-	-	-	-	-
9	30	12	12	350	46	18,400	4,400	2	-	-	-	-	-
10	20	28	15	570	215	11,910	1,350	-	-	-	-	-	-
11	96	41	55	3,981	1,196	112,156	100	3	-	-	-	-	-
12	29	-	-	-	-	700	700	-	-	-	-	-	-
13	58	1	22	78	19	176,607	78	-	-	-	-	-	-
14	120	33	25	4,000	1,500	175,542	3,000	-	-	-	-	-	-
15	30	26	42	777	36	18,622	3,329	-	-	-	-	-	-
16	14	64	12	900	70	13,450	5,450	6	-	-	-	-	-
17	26	58	38	1,509	281	193,514	10,000	1	-	-	-	-	-
18	28	11	17	301	37	16,134	1,350	-	-	-	-	-	-
19	83	14	17	1,142	263	51,936	6,000	-	-	-	-	-	-
20	7	-	2	1	-	7,841	700	-	-	-	-	-	-
21	10	63	17	628	33	11,490	3,329	-	-	-	-	-	-
22	44	38	189	1,668	92	98,744	25,723	-	-	-	-	-	-
23	117	48	196	5,632	1,992	149,471	8,527	-	-	-	-	-	-

<sup>4</sup>NI indicates never installed. I indicates installed but never used.

<sup>5</sup>NR indicates not reported or could not be determined.

<sup>6</sup>Motions: G = Granted, D = Denied, P = Pending.

\* This wiretap was terminated during 2003, but was not reported at that time because it was part of an ongoing investigation.

\*\* This wiretap was terminated during 2002 or earlier, but was not reported at that time because it was part of an ongoing investigation.

**TABLE A-1**  
**UNITED STATES DISTRICT COURTS**

**CALENDAR YEAR 2004**

**REPORT BY JUDGES OF COURT-AUTHORIZED INTERCEPTS OF WIRE, ORAL, OR ELECTRONIC COMMUNICATIONS  
PURSUANT TO 18 U.S.C. 2519**

A.O. Number	Authorizing Official		Offense Specified	Intercept		Date of Application	Authorized Length		
	Judge	Attorney General <sup>1</sup>		Type <sup>2</sup>	Location <sup>3</sup>		Original Order (Days)	Number of Extensions	Total Length (Days)
ILLINOIS, NORTHERN (CONTINUED)									
24	KOCORAS	WARREN	NARCOTICS	WC	D	04/14/2004	30	-	30
25	KOCORAS	SWARTZ	NARCOTICS	WC	D	04/21/2004	30	-	30
26	KOCORAS	NAHMIAS	NARCOTICS	WC	D	04/27/2004	30	1	60
27	KOCORAS	WARREN	NARCOTICS	WC	D	05/05/2004	30	1	60
28	KOCORAS	NAHMIAS	NARCOTICS	WC	D	05/07/2004	30	-	30
29	KOCORAS	PARSKY	NARCOTICS	WC	D	05/13/2004	30	-	30
30	KOCORAS	SWARTZ	RACKETEERING	WC	D	05/14/2004	30	-	30
31	ANDERSEN	WARREN	NARCOTICS	WC	D	05/17/2004	30	-	30
32	MANNING	NAHMIAS	NARCOTICS	WC	D	05/20/2004	30	1	60
33	MANNING	CHAPMAN	NARCOTICS	WC	D	05/20/2004	30	1	60
34	MANNING	WRAY	NARCOTICS	WC	D	05/21/2004	30	2	90
35	MANNING	NAHMIAS	RACKETEERING	WC	D	05/21/2004	30	1	60
36	KOCORAS	PARSKY	NARCOTICS	WC	D	05/25/2004	30	-	30
37	KOCORAS	WARREN	RACKETEERING	WC	D	05/28/2004	30	2	90
38	KOCORAS	KEENEY	NARCOTICS	WC	D	05/28/2004	30	-	30
39	KOCORAS	KEENEY	NARCOTICS	WC	D	06/04/2004	30	1	60
40	KOCORAS	KEENEY	NARCOTICS	WC	D	06/08/2004	30	-	30
41	KOCORAS	KEENEY	NARCOTICS	WC	D	06/10/2004	30	-	30
42	ZAGEL	WARREN	NARCOTICS	WC	D	07/13/2004	30	-	30
43	ZAGEL	WARREN	NARCOTICS	WC	D	07/19/2004	30	-	30
44	ZAGEL	KEENEY	NARCOTICS	WC	D	07/23/2004	30	-	30
45	HOLDERMAN	SWARTZ	NARCOTICS	WC	D	07/25/2004	30	2	90
46	ZAGEL	NAHMIAS	NARCOTICS	WC	D	07/29/2004	30	-	30
47	ZAGEL	KEENEY	NARCOTICS	WC	D	07/30/2004	30	-	30
48	KOCORAS	SWARTZ	RACKETEERING	WC	D	08/06/2004	30	1	60
49	KOCORAS	KEENEY	NARCOTICS	WC	D	08/09/2004	30	1	60
50	KOCORAS	WARREN	NARCOTICS	WC	D	08/10/2004	30	-	30
51	KOCORAS	KEENEY	NARCOTICS	WC	D	08/12/2004	30	1	60
52	KOCORAS	KEENEY	NARCOTICS	WC	D	08/13/2004	30	-	30

<sup>1</sup> The attorney general or designee authorized the filing of the reported applications under the provisions of 18 U.S.C. 2516.

<sup>2</sup> Type: WS = Standard Telephone (Wire), WC = Cellular or Mobile Telephone (Wire), WO = Other (Wire), OM = Microphone (Oral), OO = Other (Oral), ED = Digital Pager (Electronic), EE = Computer or E-Mail (Electronic), EF = Fax Machine (Electronic), EO = Other (Electronic).

<sup>3</sup> Location: H = Personal Residence, B = Business, A = Public Area, D = Portable Device, O = Other Location, R = Roaming (Relaxed Specification Order), N = Not Specified.

TABLE A-1  
UNITED STATES DISTRICT COURTS

CALENDAR YEAR 2004

REPORT BY PROSECUTORS OF COURT-AUTHORIZED INTERCEPTS OF WIRE, ORAL, OR ELECTRONIC COMMUNICATIONS  
PURSUANT TO 18 U.S.C. 2519

A.O. Number	Number of Days in Oper- ation <sup>4</sup>	Average Inter- cepts per Day	Number of <sup>5</sup>			Costs		Number of					
			Persons Inter- cepted	Intercepts	Incrim- inating Intercepts	Total Cost in \$	Other Than Manpower in \$	Arrests	Trials	Motions to Suppress Intercepts <sup>6</sup>			Persons Convicted
										G	D	P	
ILLINOIS, NORTHERN (CONTINUED)													
24	30	64	15	1,906	55	16,500	3,500	-	-	-	-	-	-
25	30	2	5	53	9	18,540	2,700	-	-	-	-	-	-
26	60	58	20	3,500	1,000	39,888	1,500	-	-	-	-	-	-
27	60	32	151	1,900	69	18,083	-	-	-	-	-	-	-
28	30	60	15	1,800	800	21,379	1,500	-	-	-	-	-	-
29	30	50	15	1,500	900	22,479	2,600	-	-	-	-	-	-
30	30	141	30	4,228	1,188	26,134	1,750	-	-	-	-	-	-
31	22	77	56	1,696	274	153,612	4,000	-	-	-	-	-	-
32	60	65	100	3,928	874	322,997	2,300	-	-	-	-	-	-
33	60	20	59	1,190	44	18,083	-	-	-	-	-	-	-
34	90	40	25	3,600	1,700	61,613	2,500	-	-	-	-	-	-
35	60	80	35	4,819	1,135	50,497	1,750	-	-	-	-	-	-
36	25	16	10	406	50	17,500	2,500	-	-	-	-	-	-
37	85	16	80	1,372	639	107,915	100	-	-	-	-	-	-
38	30	32	25	949	77	204,617	600	-	-	-	-	-	-
39	60	10	15	571	72	50,812	4,500	-	-	-	-	-	-
40	30	251	117	7,529	4,400	33,806	3,000	-	-	-	-	-	-
41	20	92	51	1,839	179	136,757	600	-	-	-	-	-	-
42	30	53	25	1,600	750	21,891	2,000	-	-	-	-	-	-
43	23	138	72	3,167	421	157,309	800	-	-	-	-	-	-
44	30	1	14	43	-	23,466	700	-	-	-	-	-	-
45	90	84	4	7,575	529	117,158	31,603	-	-	-	-	-	-
46	30	20	74	605	148	23,424	3,500	-	-	-	-	-	-
47	30	4	5	127	4	26,866	4,100	-	-	-	-	-	-
48	60	80	149	4,818	657	67,773	4,703	-	-	-	-	-	-
49	30	134	1,619	4,032	49	44,500	2,000	-	-	-	-	-	-
50	30	476	132	14,269	4,718	59,284	3,000	-	-	-	-	-	-
51	60	99	190	5,951	1,850	101,075	7,000	-	-	-	-	-	-
52	30	4	8	108	3	23,337	600	-	-	-	-	-	-

<sup>4</sup>NI indicates never installed. I indicates installed but never used.

<sup>5</sup>NR indicates not reported or could not be determined.

<sup>6</sup>Motions: G = Granted, D = Denied, P = Pending.

\* This wiretap was terminated during 2003, but was not reported at that time because it was part of an ongoing investigation.

\*\* This wiretap was terminated during 2002 or earlier, but was not reported at that time because it was part of an ongoing investigation.



**TABLE A-1**  
**UNITED STATES DISTRICT COURTS**

**CALENDAR YEAR 2004**

**REPORT BY JUDGES OF COURT-AUTHORIZED INTERCEPTS OF WIRE, ORAL, OR ELECTRONIC COMMUNICATIONS  
PURSUANT TO 18 U.S.C. 2519**

A.O. Number	Authorizing Official		Offense Specified	Intercept		Date of Application	Authorized Length		
	Judge	Attorney General <sup>1</sup>		Type <sup>2</sup>	Location <sup>3</sup>		Original Order (Days)	Number of Extensions	Total Length (Days)
ILLINOIS, NORTHERN (CONTINUED)									
53	KOCORAS	KEENEY	NARCOTICS	WC	D	08/20/2004	30	-	30
54	KOCORAS	NAHMIAS	NARCOTICS	WC	D	08/26/2004	30	2	90
55	KOCORAS	KEENEY	NARCOTICS	WC	D	08/27/2004	30	2	90
56	KOCORAS	WRAY	NARCOTICS	WC	R	09/15/2004	30	2	90
57	KOCORAS	NAHMIAS	NARCOTICS	WC	D	09/17/2004	30	-	30
58	KOCORAS	WARREN	NARCOTICS	WC	D	11/01/2004	30	-	30
59	KOCORAS	PARSKY	NARCOTICS	WC	D	11/24/2004	30	-	30
52*	KOCORAS	KEENEY	TERRORISM	EE	H	01/07/2003	30	-	30
53*	KOCORAS	KEENEY	TERRORISM	EE	H	01/07/2003	30	-	30
ILLINOIS, SOUTHERN									
1	HERNDON	NAHMIAS	NARCOTICS	WC	D	08/27/2004	30	1	60
2	HERNDON	KEENEY	NARCOTICS	WC	D	10/27/2004	30	-	30
INDIANA, NORTHERN									
1	MOODY	KEENEY	NARCOTICS	WC	D	01/26/2004	30	-	30
2	MOODY	KEENEY	NARCOTICS	WC	D	02/26/2004	30	1	60
3	MOODY	KEENEY	NARCOTICS	WS,WC	H,D	03/18/2004	30	1	60
4	MOODY	NAHMIAS	NARCOTICS	WC	D	04/19/2004	30	1	60
5	MOODY	KEENEY	NARCOTICS	WC	D	04/26/2004	30	-	30
6	MOODY	KIRSCH	NARCOTICS	WC	D	07/21/2004	30	-	30
INDIANA, SOUTHERN									
1	BARKER	MALCOLM	NARCOTICS	WC	D	01/12/2004	30	-	30
2	BARKER	KEENEY	NARCOTICS	WC	D	02/04/2004	30	1	60
3	BARKER	CONOUR	NARCOTICS	ED	D	02/20/2004	30	-	30
4	BARKER	KEENEY	NARCOTICS	WC	D	03/10/2004	30	-	30
5	YOUNG	PARSKY	NARCOTICS	WC	D	04/29/2004	30	1	60
6	BARKER	KEENEY	NARCOTICS	WC	D	05/07/2004	30	2	90
7	YOUNG	PARSKY	NARCOTICS	WC	D	05/27/2004	30	-	30
4*	HAMILTON	MALCOLM	NARCOTICS	WC	D	12/05/2003	30	-	30

<sup>1</sup> The attorney general or designee authorized the filing of the reported applications under the provisions of 18 U.S.C. 2516.

<sup>2</sup> Type: WS = Standard Telephone (Wire), WC = Cellular or Mobile Telephone (Wire), WO = Other (Wire), OM = Microphone (Oral), OO = Other (Oral), ED = Digital Pager (Electronic), EE = Computer or E-Mail (Electronic), EF = Fax Machine (Electronic), EO = Other (Electronic).

<sup>3</sup> Location: H = Personal Residence, B = Business, A = Public Area, D = Portable Device, O = Other Location, R = Roaming (Relaxed Specification Order), N = Not Specified.

TABLE A-1  
UNITED STATES DISTRICT COURTS

CALENDAR YEAR 2004

REPORT BY PROSECUTORS OF COURT-AUTHORIZED INTERCEPTS OF WIRE, ORAL, OR ELECTRONIC COMMUNICATIONS  
PURSUANT TO 18 U.S.C. 2519

A.O. Number	Number of Days in Oper- ation <sup>4</sup>	Average Inter- cepts per Day	Number of <sup>5</sup>			Costs		Number of					
			Persons Inter- cepted	Intercepts	Incrim- inating Intercepts	Total Cost in \$	Other Than Manpower in \$	Arrests	Trials	Motions to Suppress Intercepts <sup>6</sup>			Persons Convicted
										G	D	P	
ILLINOIS, NORTHERN (CONTINUED)													
53	20	-	NR	2	-	17,065	600	-	-	-	-	-	-
54	90	91	200	8,162	1,999	138,472	12,000	-	-	-	-	-	-
55	86	14	88	1,210	89	19,465	3,000	13	-	-	-	-	-
56	89	27	65	2,414	925	38,690	22,200	13	-	-	-	-	-
57	30	108	700	3,225	529	36,480	-	-	-	-	-	-	-
58	30	13	46	396	63	10,104	200	-	-	-	-	-	-
59	30	106	52	3,180	199	21,244	1,200	-	-	-	-	-	-
52*	29	42	167	1,229	-	-	-	-	-	-	-	-	-
53*	29	18	139	527	-	-	-	-	-	-	-	-	-
ILLINOIS, SOUTHERN													
1	60	201	2	12,062	1,699	147,785	7,785	-	-	-	-	-	-
2	30	52	2	1,568	186	25,000	-	-	-	-	-	-	-
INDIANA, NORTHERN													
1	23	114	127	2,613	639	RELATED TO NO. 2		RELATED TO NO. 2					
2	60	173	255	10,389	1,364	173,048	4,947	13	-	-	-	-	-
3	58	67	44	3,880	398	66,807	1,035	-	-	-	-	-	-
4	44	217	76	9,555	948	53,504	-	-	-	-	-	-	-
5	18	18	5	329	53	RELATED TO NO. 3		-	-	-	-	-	-
6	30	129	50	3,875	123	72,960	-	2	-	-	-	-	-
INDIANA, SOUTHERN													
1	9	38	5	339	15	RELATED TO NO. 2		RELATED TO NO. 2					
2	58	176	207	10,219	1,673	1,401,039	5,448	4	-	-	-	-	-
3	30	NR	NR	NR	NR	RELATED TO NO. 2		RELATED TO NO. 2					
4	20	219	127	4,376	312	RELATED TO NO. 2		RELATED TO NO. 2					
5	58	144	220	8,371	1,660	38,000	6,000	RELATED TO NO. 7					
6	78	77	248	6,016	312	230,498	171,842	4	-	-	-	-	-
7	29	113	265	3,269	393	13,000	5,000	35	-	-	-	-	-
4*	10	182	54	1,823	373	RELATED TO NO. 2		RELATED TO NO. 2					

<sup>4</sup>NI indicates never installed. I indicates installed but never used.

<sup>5</sup>NR indicates not reported or could not be determined.

<sup>6</sup>Motions: G = Granted, D = Denied, P = Pending.

\* This wiretap was terminated during 2003, but was not reported at that time because it was part of an ongoing investigation.

\*\* This wiretap was terminated during 2002 or earlier, but was not reported at that time because it was part of an ongoing investigation.

TABLE A-1  
UNITED STATES DISTRICT COURTS

CALENDAR YEAR 2004

REPORT BY JUDGES OF COURT-AUTHORIZED INTERCEPTS OF WIRE, ORAL, OR ELECTRONIC COMMUNICATIONS  
PURSUANT TO 18 U.S.C. 2519

A.O. Number	Authorizing Official		Offense Specified	Intercept		Date of Application	Authorized Length		
	Judge	Attorney General <sup>1</sup>		Type <sup>2</sup>	Location <sup>3</sup>		Original Order (Days)	Number of Extensions	Total Length (Days)
IOWA, SOUTHERN									
2*	MCKINNEY	KEENEY	NARCOTICS	WC	D	10/09/2003	30	1	60
3*	MCKINNEY	KEENEY	NARCOTICS	WC	D	10/30/2003	30	1	60
KANSAS									
1	VANBEBBER	WARREN	NARCOTICS	WC	D	04/08/2004	30	1	60
2	VANBEBBER	WARREN	NARCOTICS	WC	D	04/29/2004	30	-	30
3	VANBEBBER	KEENEY	NARCOTICS	WC	D	05/13/2004	30	-	30
4	VANBEBBER	SWARTZ	NARCOTICS	WC	D	06/02/2004	30	1	60
5	VANBEBBER	NAHMIAS	NARCOTICS	WC	D	08/16/2004	30	-	30
KENTUCKY, EASTERN									
1	FORESTER	DICKEN	NARCOTICS	WC	D	05/21/2004	30	-	30
2	FORESTER	DICKEN	NARCOTICS	WC	D	05/27/2004	30	-	30
3	FORESTER	DICKEN	NARCOTICS	WC	D	06/09/2004	30	-	30
2*	BUNNING	MALCOLM	NARCOTICS	WC	D	09/19/2003	30	-	30
LOUISIANA, EASTERN									
1	FELDMAN	WARREN	NARCOTICS	WC	D	12/17/2003	30	-	30
2	BARBIER	KEENEY	NARCOTICS	WC	D	02/10/2004	30	1	60
3	LEMELLE	NAHMIAS	CORRUPTION	WC	D	03/04/2004	30	1	60
4	BERRIGAN	KEENEY	NARCOTICS	WC	D	03/19/2004	30	1	60
5	BARBIER	NAHMIAS	NARCOTICS	WC	D	03/31/2004	30	-	30
6	ENGELHARDT	WARREN	NARCOTICS	WC	D	03/31/2004	30	-	30
7	ENGELHARDT	WARREN	NARCOTICS	WC	D	04/30/2004	30	-	30
8	AFRICK	PARSKY	NARCOTICS	WC	D	08/20/2004	30	1	60
9	VANCE	WARREN	\$LAUNDERING	WS,WC	H,D	08/26/2004	30	-	30
10	DUVAL	KEENEY	NARCOTICS	WC	D	09/17/2004	30	1	60
13*	FELDMAN	SWARTZ	NARCOTICS	WC	D	05/12/2003	30	-	30
14*	FELDMAN	WARREN	NARCOTICS	WC	D	10/14/2003	30	-	30
LOUISIANA, MIDDLE									
1	POLOZOLA	MALCOLM	NARCOTICS	WC	D	02/20/2004	30	-	30

<sup>1</sup> The attorney general or designee authorized the filing of the reported applications under the provisions of 18 U.S.C. 2516.

<sup>2</sup> Type: WS = Standard Telephone (Wire), WC = Cellular or Mobile Telephone (Wire), WO = Other (Wire), OM = Microphone (Oral), OO = Other (Oral), ED = Digital Pager (Electronic), EE = Computer or E-Mail (Electronic), EF = Fax Machine (Electronic), EO = Other (Electronic).

<sup>3</sup> Location: H = Personal Residence, B = Business, A = Public Area, D = Portable Device, O = Other Location, R = Roaming (Relaxed Specification Order), N = Not Specified.

TABLE A-1  
UNITED STATES DISTRICT COURTS

CALENDAR YEAR 2004

REPORT BY PROSECUTORS OF COURT-AUTHORIZED INTERCEPTS OF WIRE, ORAL, OR ELECTRONIC COMMUNICATIONS  
PURSUANT TO 18 U.S.C. 2519

A.O. Number	Number of Days in Oper- ation <sup>4</sup>	Average Inter- cepts per Day	Number of <sup>5</sup>			Costs		Number of					
			Persons Inter- cepted	Intercepts	Incrim- inating Intercepts	Total Cost in \$	Other Than Manpower in \$	Arrests	Trials	Motions to Suppress Intercepts <sup>6</sup>			Persons Convicted
										G	D	P	
IOWA, SOUTHERN													
2*	60	91	45	5,487	2,085	-	-	-	-	-	-	-	-
3*	46	79	30	3,613	559	27,550	3,550	30	-	-	-	-	-
KANSAS													
1	60	68	20	4,053	361	396,154	31,354	RELATED TO NO. 4					
2	30	38	20	1,140	183	15,677	15,677	RELATED TO NO. 4					
3	8	14	20	110	15	RELATED TO NO. 4		RELATED TO NO. 4					
4	60	32	20	1,923	217	193,500	3,500	15	-	-	-	-	-
5	30	86	72	2,585	292	88,340	20,340	-	-	-	-	-	-
KENTUCKY, EASTERN													
1	26	49	83	1,270	36	55,922	7,000	-	-	-	-	-	-
2	26	2	3	57	3	50,922	2,000	-	-	-	-	-	-
3	22	21	10	452	157	26,161	1,700	1	-	-	-	-	-
2*	27	45	37	1,227	303	84,688	14,688	9	-	-	-	-	8
LOUISIANA, EASTERN													
1	30	69	310	2,065	747	64,280	5,000	3	-	-	-	-	-
2	59	49	43	2,905	374	200,456	1,250	-	-	-	-	-	-
3	34	37	38	1,260	110	51,818	1,265	2	-	-	-	-	2
4	57	228	42	13,000	492	38,017	5,404	8	-	-	-	-	-
5	30	124	45	3,709	537	104,065	800	8	-	-	-	-	4
6	30	116	100	3,489	554	60,693	500	4	-	-	-	-	-
7	30	52	46	1,568	92	33,965	1,500	1	-	-	-	-	-
8	60	54	47	3,214	274	12,730	2,000	-	-	-	-	-	-
9	30	93	112	2,799	330	70,000	20,000	-	-	-	-	-	-
10	60	83	30	4,963	823	16,663	1,025	-	-	-	-	-	-
13*	25	40	11	996	45	62,391	15,234	4	-	-	-	-	-
14*	30	32	137	956	365	64,280	5,000	3	-	-	-	-	-
LOUISIANA, MIDDLE													
1	25	240	70	6,000	89	93,060	-	6	-	-	-	-	-

<sup>4</sup>NI indicates never installed. I indicates installed but never used.

<sup>5</sup>NR indicates not reported or could not be determined.

<sup>6</sup>Motions: G = Granted, D = Denied, P = Pending.

\* This wiretap was terminated during 2003, but was not reported at that time because it was part of an ongoing investigation.

\*\* This wiretap was terminated during 2002 or earlier, but was not reported at that time because it was part of an ongoing investigation.

TABLE A-1  
UNITED STATES DISTRICT COURTS

CALENDAR YEAR 2004

REPORT BY JUDGES OF COURT-AUTHORIZED INTERCEPTS OF WIRE, ORAL, OR ELECTRONIC COMMUNICATIONS  
PURSUANT TO 18 U.S.C. 2519

A.O. Number	Authorizing Official		Offense Specified	Intercept		Date of Application	Authorized Length		
	Judge	Attorney General <sup>1</sup>		Type <sup>2</sup>	Location <sup>3</sup>		Original Order (Days)	Number of Extensions	Total Length (Days)
LOUISIANA, WESTERN									
1	HICKS	WARREN	NARCOTICS	WC	D	04/14/2004	30	-	30
2	MINALDI	SWARTZ	NARCOTICS	WC	D	08/05/2004	30	-	30
3	STAGG	KEENEY	RACKETEERING	WC	D	10/22/2004	30	-	30
4*	HAIK	KEENEY	NARCOTICS	WC	D	09/09/2003	30	1	60
5*	DRELL	WARREN	NARCOTICS	WC	D	10/09/2003	30	-	30
6*	HAIK	KEENEY	NARCOTICS	WC	D	10/28/2003	30	-	30
MARYLAND									
1	BENNETT	WARREN	NARCOTICS	WC	D	01/29/2004	30	-	30
2	MOTZ	MALCOLM	NARCOTICS	OM	O	02/04/2004	30	-	30
3	CHASANOW	SWARTZ	NARCOTICS	WS	H	03/05/2004	30	2	90
4	CHASANOW	NAHMIAS	NARCOTICS	WC	D	04/06/2004	30	1	60
5	QUARLES	NAHMIAS	NARCOTICS	WC	D	06/09/2004	30	1	60
6	LEGG	SWARTZ	NARCOTICS	WC	D	06/15/2004	30	1	60
7	CHASANOW	KEENEY	NARCOTICS	WC	D	06/25/2004	30	1	60
8	QUARLES	KEENEY	NARCOTICS	WC	D	07/27/2004	30	-	30
9	LEGG	SWARTZ	NARCOTICS	WC	D	08/05/2004	30	1	60
10	LEGG	WARREN	NARCOTICS	WC	D	08/12/2004	30	1	60
11	GARBIS	NAHMIAS	\$LAUNDERING	WC	D	08/16/2004	30	1	60
12	QUARLES	KEENEY	NARCOTICS	WC	D	08/24/2004	30	-	30
13	QUARLES	KEENEY	\$LAUNDERING	WS	B	09/08/2004	30	-	30
14	NICKERSON	NAHMIAS	NARCOTICS	WS,WC,OM	H,D	10/19/2004	30	1	60
11*	MESSITTE	CHERTOFF	NARCOTICS	WC	D	03/28/2003	30	1	60
12*	MESSITTE	MALCOLM	NARCOTICS	WC	D	05/23/2003	30	-	30
13*	BLAKE	SWARTZ	NARCOTICS	WC	D	06/11/2003	30	-	30
MASSACHUSETTS									
1	LINDSAY	FARLEY	NARCOTICS	ED	D	01/23/2004	30	-	30
2	WOLF	MCGRATH	NARCOTICS	WC	D	02/12/2004	30	1	60
3	GERTNER	FARLEY	NARCOTICS	WC	D	03/02/2004	30	2	90
4	WOLF	MCGRATH	NARCOTICS	WC	D	03/12/2004	30	-	30

<sup>1</sup> The attorney general or designee authorized the filing of the reported applications under the provisions of 18 U.S.C. 2516.

<sup>2</sup> Type: WS = Standard Telephone (Wire), WC = Cellular or Mobile Telephone (Wire), WO = Other (Wire), OM = Microphone (Oral), OO = Other (Oral), ED = Digital Pager (Electronic), EE = Computer or E-Mail (Electronic), EF = Fax Machine (Electronic), EO = Other (Electronic).

<sup>3</sup> Location: H = Personal Residence, B = Business, A = Public Area, D = Portable Device, O = Other Location, R = Roaming (Relaxed Specification Order), N = Not Specified.

TABLE A-1  
UNITED STATES DISTRICT COURTS

CALENDAR YEAR 2004

REPORT BY PROSECUTORS OF COURT-AUTHORIZED INTERCEPTS OF WIRE, ORAL, OR ELECTRONIC COMMUNICATIONS  
PURSUANT TO 18 U.S.C. 2519

A.O. Number	Number of Days in Oper- ation <sup>4</sup>	Average Inter- cepts per Day	Number of <sup>5</sup>			Costs		Number of					
			Persons Inter- cepted	Intercepts	Incrim- inating Intercepts	Total Cost in \$	Other Than Manpower in \$	Arrests	Trials	Motions to Suppress Intercepts <sup>6</sup>			Persons Con- victed
										G	D	P	
LOUISIANA, WESTERN													
1	30	138	58	4,145	619	87,234	800	10	-	-	-	-	6
2	30	207	173	6,210	272	53,235	1,100	-	-	-	-	-	-
3	30	106	68	3,182	169	60,720	1,175	-	-	-	-	-	-
4*	60	43	123	2,609	404	51,690	3,530	-	-	-	-	-	-
5*	20	87	16	1,737	29	77,674	4,714	-	-	-	-	-	-
6*	30	11	81	327	11	28,080	4,000	1	-	-	-	-	-
MARYLAND													
1	27	80	150	2,150	299	106,100	3,500	15	-	-	-	-	7
2	20	9	26	172	14	78,500	2,500	RELATED TO NO. 1					
3	87	88	1,051	7,654	1,701	228,669	178,669	29	-	-	-	-	-
4	41	7	64	304	167	RELATED TO NO. 3		RELATED TO NO. 3					
5	59	170	34	10,003	490	135,000	-	-	-	-	-	-	-
6	38	100	212	3,802	354	36,572	5,950	-	-	-	-	-	-
7	59	138	233	8,143	441	44,662	5,300	-	-	-	-	-	-
8	14	11	22	160	45	48,640	-	-	-	-	-	-	-
9	60	74	240	4,456	268	37,122	6,500	-	-	-	-	-	-
10	53	126	354	6,701	695	32,197	1,575	-	-	-	-	-	-
11	53	17	129	907	160	94,276	3,276	-	-	-	-	-	-
12	7	-	-	-	-	8,512	-	-	-	-	-	-	-
13	30	49	377	1,456	182	45,562	577	-	-	-	-	-	-
14	59	111	244	6,538	581	165,634	2,261	10	-	-	-	-	-
11*	60	214	35	12,832	1,279	-	-	-	-	-	-	-	-
12*	17	14	9	239	51	-	-	-	-	-	-	-	-
13*	30	67	23	2,000	100	-	-	-	-	-	-	-	-
MASSACHUSETTS													
1	22	-	-	-	-	-	-	-	-	-	-	-	-
2	48	119	35	5,702	757	85,000	65,000	10	-	-	-	-	-
3	81	137	150	11,065	2,222	179,415	-	-	-	-	-	-	-
4	18	6	2	109	8	RELATED TO NO. 2		RELATED TO NO. 2					

<sup>4</sup>NI indicates never installed. I indicates installed but never used.

<sup>5</sup>NR indicates not reported or could not be determined.

<sup>6</sup>Motions: G = Granted, D = Denied, P = Pending.

\* This wiretap was terminated during 2003, but was not reported at that time because it was part of an ongoing investigation.

\*\* This wiretap was terminated during 2002 or earlier, but was not reported at that time because it was part of an ongoing investigation.

**TABLE A-1**  
**UNITED STATES DISTRICT COURTS**

**CALENDAR YEAR 2004**

**REPORT BY JUDGES OF COURT-AUTHORIZED INTERCEPTS OF WIRE, ORAL, OR ELECTRONIC COMMUNICATIONS  
PURSUANT TO 18 U.S.C. 2519**

A.O. Number	Authorizing Official		Offense Specified	Intercept		Date of Application	Authorized Length		
	Judge	Attorney General <sup>1</sup>		Type <sup>2</sup>	Location <sup>3</sup>		Original Order (Days)	Number of Extensions	Total Length (Days)
MASSACHUSETTS (CONTINUED)									
5	GERTNER	MALCOLM	NARCOTICS	WC	D	03/12/2004	30	-	30
6	YOUNG	WARREN	NARCOTICS	WC	D	05/11/2004	30	-	30
7	YOUNG	NAHMIAS	NARCOTICS	WC	D	05/17/2004	30	-	30
8	YOUNG	SWARTZ	NARCOTICS	WC	D	05/26/2004	30	-	30
9	SARIS	PARSKY	NARCOTICS	WC	D	05/28/2004	30	-	30
10	YOUNG	PARSKY	NARCOTICS	WC	D	06/04/2004	30	-	30
11	TAURO	PARSKY	NARCOTICS	WC	D	06/28/2004	30	-	30
12	YOUNG	KEENEY	NARCOTICS	WC	D	07/26/2004	30	-	30
13	GORTON	NAHMIAS	NARCOTICS	WC	D	10/01/2004	30	-	30
14*	GORTON	KEENEY	NARCOTICS	WC	D	05/30/2003	30	-	30
15*	PONSOR	NAHMIAS	NARCOTICS	WC	D	11/07/2003	30	-	30
MICHIGAN, EASTERN									
1	CLELAND	KEENEY	NARCOTICS	WC	D	12/23/2003	30	-	30
2	CLELAND	WARREN	NARCOTICS	WC	D	01/17/2004	30	-	30
3	CLELAND	KEENEY	NARCOTICS	WC	D	01/23/2004	30	-	30
4	CLELAND	MALCOLM	NARCOTICS	WC	D	02/09/2004	30	-	30
5	EDMUNDS	MALCOLM	NARCOTICS	WC	D	03/03/2004	30	1	60
6	LAWSON	SWARTZ	NARCOTICS	WC	D	03/16/2004	30	-	30
7	EDMUNDS	WARREN	NARCOTICS	WC	D	03/31/2004	30	-	30
8	O'MEARA	KEENEY	NARCOTICS	WC	D	05/07/2004	30	-	30
9	CLELAND	WARREN	NARCOTICS	WC	D	07/01/2004	30	1	60
10	CLELAND	KEENEY	NARCOTICS	WC	D	07/21/2004	30	2	90
11	COHN	WARREN	NARCOTICS	WC	D	09/02/2004	30	-	30
12	O'MEARA	SWARTZ	NARCOTICS	WC	D	09/17/2004	30	1	60
26*	ROBERTS	WARREN	NARCOTICS	WC	D	05/30/2003	30	2	90
MINNESOTA									
1	ROSENBAUM	MALCOLM	\$LAUNDERING	WC	D	01/24/2004	30	-	30
2	ROSENBAUM	MALCOLM	\$LAUNDERING	WC	D	02/26/2004	30	-	30
3	KYLE	WARREN	\$LAUNDERING	WC	D	03/16/2004	30	-	30

<sup>1</sup> The attorney general or designee authorized the filing of the reported applications under the provisions of 18 U.S.C. 2516.

<sup>2</sup> Type: WS = Standard Telephone (Wire), WC = Cellular or Mobile Telephone (Wire), WO = Other (Wire), OM = Microphone (Oral), OO = Other (Oral), ED = Digital Pager (Electronic), EE = Computer or E-Mail (Electronic), EF = Fax Machine (Electronic), EO = Other (Electronic).

<sup>3</sup> Location: H = Personal Residence, B = Business, A = Public Area, D = Portable Device, O = Other Location, R = Roaming (Relaxed Specification Order), N = Not Specified.

TABLE A-1  
UNITED STATES DISTRICT COURTS

CALENDAR YEAR 2004

REPORT BY PROSECUTORS OF COURT-AUTHORIZED INTERCEPTS OF WIRE, ORAL, OR ELECTRONIC COMMUNICATIONS  
PURSUANT TO 18 U.S.C. 2519

A.O. Number	Number of Days in Oper- ation <sup>4</sup>	Average Inter- cepts per Day	Number of <sup>5</sup>			Costs		Number of					
			Persons Inter- cepted	Intercepts	Incrim- inating Intercepts	Total Cost in \$	Other Than Manpower in \$	Arrests	Trials	Motions to Suppress Intercepts <sup>6</sup>			Persons Conv- icted
										G	D	P	
MASSACHUSETTS (CONTINUED)													
5	14	21	25	300	65	RELATED TO NO. 9		RELATED TO NO. 9					
6	30	10	68	294	180	54,607	2,500	-	-	-	-	-	-
7	19	26	12	500	200	17,500	1,000	4	-	-	-	-	4
8	30	176	161	5,270	108	19,589	11,720	2	-	-	-	-	-
9	30	13	25	400	130	333,864	22,050	11	-	-	-	-	-
10	30	36	121	1,081	534	50,852	2,500	-	-	-	-	-	-
11	10	40	25	400	130	RELATED TO NO. 9		RELATED TO NO. 9					
12	30	134	74	4,007	988	50,135	2,500	-	-	-	-	-	-
13	26	35	111	920	176	52,004	2,500	-	-	-	-	-	-
14*	30	75	625	2,252	122	144,664	77,824	10	-	-	-	-	-
15*	30	145	35	4,357	453	34,600	1,000	10	-	-	-	-	-
MICHIGAN, EASTERN													
1	30	10	8	291	-	46,990	874	-	-	-	-	-	-
2	14	-	2	4	3	23,079	874	-	-	-	-	-	-
3	8	-	-	-	-	13,780	874	-	-	-	-	-	-
4	10	27	12	267	2	32,500	4,500	-	-	-	-	-	-
5	60	26	29	1,573	315	23,864	874	-	-	-	-	-	-
6	30	108	118	3,244	836	112,660	3,600	28	-	-	-	-	-
7	30	150	28	4,503	126	23,864	874	-	-	-	-	-	-
8	30	354	124	10,621	195	34,788	874	-	-	-	-	-	-
9	60	NR	NR	NR	NR	-	-	-	-	-	-	-	-
10	80	47	25	3,722	175	128,581	14,250	-	-	-	-	-	-
11	30	NR	NR	NR	NR	-	-	-	-	-	-	-	-
12	60	49	204	2,931	151	79,195	2,000	6	-	-	-	-	-
26*	86	9	120	756	298	186,251	1,850	-	-	-	-	-	-
MINNESOTA													
1	23	9	23	198	75	23,047	500	-	-	-	-	-	-
2	22	7	32	157	87	26,964	500	RELATED TO NO. 3					
3	4	24	15	96	69	6,166	500	8	-	-	-	-	-

<sup>4</sup>NI indicates never installed. I indicates installed but never used.

<sup>5</sup>NR indicates not reported or could not be determined.

<sup>6</sup>Motions: G = Granted, D = Denied, P = Pending.

\* This wiretap was terminated during 2003, but was not reported at that time because it was part of an ongoing investigation.

\*\* This wiretap was terminated during 2002 or earlier, but was not reported at that time because it was part of an ongoing investigation.



TABLE A-1  
UNITED STATES DISTRICT COURTS

CALENDAR YEAR 2004

REPORT BY JUDGES OF COURT-AUTHORIZED INTERCEPTS OF WIRE, ORAL, OR ELECTRONIC COMMUNICATIONS  
PURSUANT TO 18 U.S.C. 2519

A.O. Number	Authorizing Official		Offense Specified	Intercept		Date of Application	Authorized Length		
	Judge	Attorney General <sup>1</sup>		Type <sup>2</sup>	Location <sup>3</sup>		Original Order (Days)	Number of Extensions	Total Length (Days)
MINNESOTA (CONTINUED)									
4	DOTY	KEENEY	RACKETEERING	OM	O	04/23/2004	30	-	30
5	ROSENBAUM	NAHMIAS	NARCOTICS	WC	D	08/25/2004	30	-	30
MISSISSIPPI, SOUTHERN									
1	SENER	WARREN	NARCOTICS	WC	D	05/12/2004	30	-	30
2*	PICKERING	KEENEY	NARCOTICS	WC	D	11/04/2003	30	1	60
MISSOURI, EASTERN									
1	WEBBER	MALCOLM	NARCOTICS	WC	D	11/20/2003	30	1	60
2	LIMBAUGH	KEENEY	NARCOTICS	WC	D	02/10/2004	30	-	30
3	HAMILTON	NAHMIAS	NARCOTICS	WC	D	03/19/2004	30	1	60
4	HAMILTON	KEENEY	NARCOTICS	WC	D	05/04/2004	30	2	90
5	PERRY	NAHMIAS	NARCOTICS	WC	D	05/14/2004	30	-	30
6	PERRY	NAHMIAS	NARCOTICS	WC	D	05/26/2004	30	-	30
7	SHAW	PARSKY	\$LAUNDERING	WC	D	05/28/2004	30	1	60
8	PERRY	KEENEY	NARCOTICS	WC	D	06/07/2004	30	-	30
MISSOURI, WESTERN									
1	WHIPPLE	PARSKY	NARCOTICS	WC	D	05/06/2004	30	-	30
2	SMITH	KEENEY	NARCOTICS	WC	D	05/13/2004	30	-	30
3	GAITAN	OLIVER	NARCOTICS	ED	D	06/09/2004	30	-	30
4	WHIPPLE	KEENEY	NARCOTICS	WC	D	06/18/2004	30	-	30
NEBRASKA									
1	KOPF	KEENEY	NARCOTICS	WC	D	08/27/2004	30	-	30
NEVADA									
1	MAHAN	WARREN	NARCOTICS	WC	D	12/04/2003	30	-	30
2	MAHAN	KEENEY	NARCOTICS	WC	D	01/20/2004	30	1	60
3	HUNT	MALCOLM	NARCOTICS	WC	D	01/27/2004	30	1	60
4	HICKS	SWARTZ	NARCOTICS	WC	D	02/06/2004	30	-	30
5	DAWSON	MALCOLM	NARCOTICS	WC	D	02/26/2004	30	1	60
6	MAHAN	WARREN	NARCOTICS	WC	D	03/01/2004	30	-	30
7	MAHAN	WARREN	NARCOTICS	WC	D	03/25/2004	30	1	60

<sup>1</sup> The attorney general or designee authorized the filing of the reported applications under the provisions of 18 U.S.C. 2516.

<sup>2</sup> Type: WS = Standard Telephone (Wire), WC = Cellular or Mobile Telephone (Wire), WO = Other (Wire), OM = Microphone (Oral), OO = Other (Oral), ED = Digital Pager (Electronic), EE = Computer or E-Mail (Electronic), EF = Fax Machine (Electronic), EO = Other (Electronic).

<sup>3</sup> Location: H = Personal Residence, B = Business, A = Public Area, D = Portable Device, O = Other Location, R = Roving (Relaxed Specification Order), N = Not Specified.

TABLE A-1  
UNITED STATES DISTRICT COURTS

CALENDAR YEAR 2004

REPORT BY PROSECUTORS OF COURT-AUTHORIZED INTERCEPTS OF WIRE, ORAL, OR ELECTRONIC COMMUNICATIONS  
PURSUANT TO 18 U.S.C. 2519

A.O. Number	Number of Days in Operation <sup>4</sup>	Average Intercepts per Day	Number of <sup>5</sup>			Costs		Number of					
			Persons Intercepted	Intercepts	Incriminating Intercepts	Total Cost in \$	Other Than Manpower in \$	Arrests	Trials	Motions to Suppress Intercepts <sup>6</sup>			Persons Convicted
										G	D	P	
MINNESOTA (CONTINUED)													
4	3	1	2	3	-	4,887	280	-	-	-	-	-	-
5	30	319	2,035	9,575	477	86,930	8,500	-	-	-	-	-	-
MISSISSIPPI, SOUTHERN													
1	30	70	240	2,112	1,687	72,366	7,493	-	-	-	-	-	-
2*	39	42	119	1,647	732	35,188	-	1	-	-	-	-	-
MISSOURI, EASTERN													
1	60	94	63	5,662	680	73,184	160	-	-	-	-	-	-
2	9	18	24	165	21	8,450	40	1	-	-	-	-	1
3	60	55	80	3,279	466	9,400	3,000	-	-	-	-	-	-
4	90	157	133	14,162	899	18,800	6,000	-	-	-	-	-	-
5	30	34	10	1,025	50	8,200	5,000	-	-	-	-	-	-
6	14	73	10	1,025	50	8,200	5,000	-	-	-	-	-	-
7	52	59	95	3,093	753	90,142	2,500	-	-	-	-	-	-
8	30	34	10	1,025	50	8,200	5,000	-	-	-	-	-	-
MISSOURI, WESTERN													
1	30	38	40	1,153	451	46,620	1,723	-	-	-	-	-	-
2	8	19	15	150	28	11,687	3,500	-	-	-	-	-	-
3	9	3	6	30	26	6,122	1,500	-	-	-	-	-	-
4	23	22	10	495	253	54,792	1,400	36	-	-	-	-	-
NEBRASKA													
1	1	33	NR	33	-	1,148	-	-	-	-	-	-	-
NEVADA													
1	30	17	30	500	400	RELATED TO NO. 2		RELATED TO NO. 2					
2	60	27	30	1,600	1,200	184,399	40,000	4	-	-	-	-	-
3	60	22	32	1,344	258	119,076	200	-	-	-	-	-	-
4	21	48	169	1,004	557	79,308	13,530	7	-	-	-	-	-
5	58	39	12	2,271	784	104,957	250	2	-	-	-	-	-
6	29	59	703	1,700	1,200	111,240	27,000	1	-	-	-	-	1
7	5	20	118	1,013	306	162,250	45,000	4	-	-	-	-	-

<sup>4</sup>NI indicates never installed. I indicates installed but never used.

<sup>5</sup>NR indicates not reported or could not be determined.

<sup>6</sup>Motions: G = Granted, D = Denied, P = Pending.

\* This wiretap was terminated during 2003, but was not reported at that time because it was part of an ongoing investigation.

\*\* This wiretap was terminated during 2002 or earlier, but was not reported at that time because it was part of an ongoing investigation.

**TABLE A-1**  
**UNITED STATES DISTRICT COURTS**

**CALENDAR YEAR 2004**

**REPORT BY JUDGES OF COURT-AUTHORIZED INTERCEPTS OF WIRE, ORAL, OR ELECTRONIC COMMUNICATIONS  
PURSUANT TO 18 U.S.C. 2519**

A.O. Number	Authorizing Official		Offense Specified	Intercept		Date of Application	Authorized Length		
	Judge	Attorney General <sup>1</sup>		Type <sup>2</sup>	Location <sup>3</sup>		Original Order (Days)	Number of Extensions	Total Length (Days)
NEVADA (CONTINUED)									
8	DAWSON	SWARTZ	NARCOTICS	WC	D	03/30/2004	30	1	60
9	MAHAN	WARREN	NARCOTICS	WC	D	04/08/2004	30	-	30
10	DAWSON	SWARTZ	NARCOTICS	WC	D	04/27/2004	30	1	60
11	DAWSON	SWARTZ	NARCOTICS	WC	D	05/04/2004	30	-	30
12	HUNT	KEENEY	NARCOTICS	WC	D	05/10/2004	30	-	30
13	MAHAN	SWARTZ	NARCOTICS	WC	D	05/11/2004	30	1	60
14	DAWSON	KEENEY	NARCOTICS	WC	D	06/15/2004	30	2	90
NEW JERSEY									
1	BISSELL	MALCOLM	NARCOTICS	EE	O	12/03/2003	30	-	30
2	LINARES	KEENEY	NARCOTICS	WC	D	12/09/2003	30	1	60
3	CAVANAUGH	NAHMIAS	NARCOTICS	WC	D	01/16/2004	30	-	30
4	CAVANAUGH	SWARTZ	NARCOTICS	WC	D	01/16/2004	30	-	30
5	CAVANAUGH	SWARTZ	NARCOTICS	WC	D	01/23/2004	30	-	30
6	CAVANAUGH	KEENEY	NARCOTICS	WC	D	01/27/2004	30	1	60
7	WOLFSON	SWARTZ	RACKETEERING	EE	N	02/11/2004	30	1	60
8	GREENAWAY	KEENEY	\$LAUNDERING	WC	D	02/13/2004	30	2	90
9	CAVANAUGH	KEENEY	NARCOTICS	WC	D	02/13/2004	30	2	90
10	GREENAWAY	WARREN	NARCOTICS	WC	D	02/24/2004	30	-	30
11	CAVANAUGH	SWARTZ	NARCOTICS	WC	D	03/11/2004	30	-	30
12	CAVANAUGH	NAHMIAS	NARCOTICS	WC	D	03/19/2004	30	-	30
13	HOCHBERG	SWARTZ	NARCOTICS	WC	D	05/06/2004	30	1	60
14	BROWN	KEENEY	NARCOTICS	WC	D	05/10/2004	30	1	60
15	HOCHBERG	GRUENSTEIN	NARCOTICS	WC	D	05/17/2004	30	1	60
16	PISANO	NAHMIAS	NARCOTICS	WC	D	05/20/2004	30	-	30
17	HOCHBERG	KEENEY	NARCOTICS	WC	D	06/08/2004	30	-	30
18	WALLS	KEENEY	NARCOTICS	WC	D	07/26/2004	30	-	30
19	PISANO	NAHMIAS	RACKETEERING	WC	D	08/03/2004	30	-	30
20	BISSELL	NAHMIAS	COUNTERFEITING	EE	O	08/11/2004	30	-	30

<sup>1</sup> The attorney general or designee authorized the filing of the reported applications under the provisions of 18 U.S.C. 2516.

<sup>2</sup> Type: WS = Standard Telephone (Wire), WC = Cellular or Mobile Telephone (Wire), WO = Other (Wire), OM = Microphone (Oral), OO = Other (Oral), ED = Digital Pager (Electronic), EE = Computer or E-Mail (Electronic), EF = Fax Machine (Electronic), EO = Other (Electronic).

<sup>3</sup> Location: H = Personal Residence, B = Business, A = Public Area, D = Portable Device, O = Other Location, R = Roaming (Relaxed Specification Order), N = Not Specified.

TABLE A-1  
UNITED STATES DISTRICT COURTS

CALENDAR YEAR 2004

REPORT BY PROSECUTORS OF COURT-AUTHORIZED INTERCEPTS OF WIRE, ORAL, OR ELECTRONIC COMMUNICATIONS  
PURSUANT TO 18 U.S.C. 2519

A.O. Number	Number of Days in Oper- ation <sup>4</sup>	Average Inter- cepts per Day	Number of <sup>5</sup>			Costs		Number of					
			Persons Inter- cepted	Intercepts	Incrim- inating Intercepts	Total Cost in \$	Other Than Manpower in \$	Arrests	Trials	Motions to Suppress Intercepts <sup>6</sup>			Persons Convicted
										G	D	P	
NEVADA (CONTINUED)													
8	60	94	28	5,636	1,531	138,324	400	2	-	-	-	-	-
9	30	15	71	442	113	95,120	24,920	-	-	-	-	-	-
10	55	6	6	330	136	30,281	300	15	-	-	-	-	-
11	10	62	102	621	68	36,450	13,000	-	-	-	-	-	-
12	30	6	5	189	168	73,659	200	4	-	-	-	-	-
13	60	52	409	3,090	830	186,700	46,000	2	-	-	-	-	-
14	82	16	5	1,291	350	78,193	400	20	-	-	-	-	-
NEW JERSEY													
1	30	42	20	1,253	173	75,314	11,850	12	-	-	-	-	-
2	46	19	50	875	4	30,996	-	-	-	-	-	-	-
3	13	5	3	64	10	33,100	11,700	1	-	-	-	-	-
4	13	5	3	64	7	RELATED TO NO. 3		RELATED TO NO. 3					
5	I	-	-	-	-	-	-	-	-	-	-	-	-
6	55	23	14	1,282	493	77,296	19,800	2	-	-	-	-	-
7	58	3	33	170	82	2,502	200	-	-	-	-	-	-
8	78	32	46	2,511	287	98,684	6,608	-	-	-	-	-	-
9	64	1	5	44	1	29,368	5,400	1	-	-	-	-	-
10	20	55	25	1,100	2	19,360	7,000	-	-	-	-	-	-
11	6	30	4	177	-	14,628	3,500	-	-	-	-	-	-
12	8	3	10	21	12	7,695	499	-	-	-	-	-	-
13	60	38	18	2,269	341	57,468	13,500	9	-	-	-	-	-
14	60	284	633	17,010	3,300	25,567	1,750	17	1	-	-	-	15
15	60	93	6	5,560	80	33,810	1,000	3	-	-	-	-	-
16	30	37	75	1,101	289	63,906	2,400	-	-	-	-	-	-
17	13	-	-	-	-	13,608	2,000	-	-	-	-	-	-
18	29	-	2	11	-	8,700	2,700	-	-	-	-	-	-
19	30	120	3,098	3,586	996	26,456	2,500	-	-	-	-	-	-
20	30	6,881	30	206,444	117,919	405,775	185,275	20	-	-	-	-	-

<sup>4</sup>NI indicates never installed. I indicates installed but never used.

<sup>5</sup>NR indicates not reported or could not be determined.

<sup>6</sup>Motions: G = Granted, D = Denied, P = Pending.

\* This wiretap was terminated during 2003, but was not reported at that time because it was part of an ongoing investigation.

\*\* This wiretap was terminated during 2002 or earlier, but was not reported at that time because it was part of an ongoing investigation.

TABLE A-1  
UNITED STATES DISTRICT COURTS

CALENDAR YEAR 2004

REPORT BY JUDGES OF COURT-AUTHORIZED INTERCEPTS OF WIRE, ORAL, OR ELECTRONIC COMMUNICATIONS  
PURSUANT TO 18 U.S.C. 2519

A.O. Number	Authorizing Official		Offense Specified	Intercept		Date of Application	Authorized Length		
	Judge	Attorney General <sup>1</sup>		Type <sup>2</sup>	Location <sup>3</sup>		Original Order (Days)	Number of Extensions	Total Length (Days)
NEW JERSEY (CONITNUED)									
21	BISSELL	PARSKY	NARCOTICS	WC	D	09/07/2004	30	1	60
22	HAYDEN	SWARTZ	\$LAUNDERING	WC	D	09/22/2004	30	-	30
23	BISSELL	WARREN	NARCOTICS	WC	D	10/07/2004	30	-	30
24	KUGLER	SWARTZ	RACKETEERING	OM	O	10/08/2004	30	-	30
25	MARTINI	KEENEY	\$LAUNDERING	WC	D	11/05/2004	30	-	30
26	MARTINI	PARSKY	RACKETEERING	WC	D	11/10/2004	30	-	30
13*	BISSELL	MALCOLM	NARCOTICS	WC	D	09/12/2003	30	2	90
14*	BISSELL	SWARTZ	NARCOTICS	WC	D	10/13/2003	30	1	60
15*	BISSELL	MALCOLM	NARCOTICS	WC	D	10/15/2003	30	1	60
16*	BISSELL	MALCOLM	NARCOTICS	WC	D	11/19/2003	30	-	30
NEW MEXICO									
1	BRACK	NAHMIAS	NARCOTICS	WC	D	03/17/2004	30	-	30
2	BRACK	NAHMIAS	NARCOTICS	WC	D	05/27/2004	30	-	30
3	JOHNSON	NAHMIAS	NARCOTICS	WC	D	09/03/2004	30	-	30
4	BLACK	KEENEY	NARCOTICS	WC	D	10/07/2004	30	2	90
7*	BLACK	KEENEY	NARCOTICS	WC	D	03/11/2003	30	1	60
NEW YORK, EASTERN									
1	SEYBERT	SWARTZ	RACKETEERING	WC	D	10/03/2003	30	3	120
2	BLOCK	SWARTZ	NARCOTICS	WC	D	10/30/2003	30	1	60
3	JOHNSON	MALCOLM	NARCOTICS	WC	D	01/07/2004	30	1	60
4	JOHNSON	MALCOLM	NARCOTICS	WS	H	02/05/2004	30	-	30
5	SEYBERT	KEENEY	RACKETEERING	WC	D	02/10/2004	30	-	30
6	AMON	WARREN	NARCOTICS	WC	D	02/19/2004	30	1	60
7	JOHNSON	MALCOLM	NARCOTICS	WC	D	03/01/2004	30	1	60
8	GARAUFIS	WARREN	NARCOTICS	WC	D	04/19/2004	30	2	90
9	ROSS	SWARTZ	NARCOTICS	WC	D	04/23/2004	30	-	30
10	ROSS	NAHMIAS	NARCOTICS	WC	D	04/29/2004	30	-	30
11	GARAUFIS	WARREN	NARCOTICS	WC	D	05/05/2004	30	-	30
12	CASTEL	WARREN	NARCOTICS	OM	O	05/07/2004	30	2	90

<sup>1</sup> The attorney general or designee authorized the filing of the reported applications under the provisions of 18 U.S.C. 2516.

<sup>2</sup> Type: WS = Standard Telephone (Wire), WC = Cellular or Mobile Telephone (Wire), WO = Other (Wire), OM = Microphone (Oral), OO = Other (Oral), ED = Digital Pager (Electronic), EE = Computer or E-Mail (Electronic), EF = Fax Machine (Electronic), EO = Other (Electronic).

<sup>3</sup> Location: H = Personal Residence, B = Business, A = Public Area, D = Portable Device, O = Other Location, R = Roaming (Relaxed Specification Order), N = Not Specified.

TABLE A-1  
UNITED STATES DISTRICT COURTS

CALENDAR YEAR 2004

REPORT BY PROSECUTORS OF COURT-AUTHORIZED INTERCEPTS OF WIRE, ORAL, OR ELECTRONIC COMMUNICATIONS  
PURSUANT TO 18 U.S.C. 2519

A.O. Number	Number of Days in Oper- ation <sup>4</sup>	Average Inter- cepts per Day	Number of <sup>5</sup>			Costs		Number of					
			Persons Inter- cepted	Intercepts	Incrim- inating Intercepts	Total Cost in \$	Other Than Manpower in \$	Arrests	Trials	Motions to Suppress Intercepts <sup>6</sup>			Persons Convicted
										G	D	P	
NEW JERSEY (CONTINUED)													
21	53	33	68	1,750	238	RELATED TO NO. 23		RELATED TO NO. 23					
22	29	21	79	603	172	23,880	3,600	-	-	-	-	-	-
23	23	99	84	2,267	656	51,494	13,243	5	-	-	-	-	-
24	4	24	6	95	34	8,190	-	-	-	-	-	-	-
25	26	22	57	573	195	24,817	3,600	-	-	-	-	-	-
26	30	14	14	418	393	36,816	3,000	-	-	-	-	-	-
13*	73	197	18	14,378	2,422	333,620	5,300	RELATED TO NO. 14*					
14*	60	193	11	11,563	147	230,920	2,600	20	-	-	-	-	-
15*	60	90	20	5,373	720	75,314	11,850	12	-	-	-	-	-
16*	30	14	20	422	68	RELATED TO NO. 15*		RELATED TO NO. 15*					
NEW MEXICO													
1	28	65	77	1,808	672	65,609	1,000	-	-	-	-	-	-
2	22	37	25	822	64	105,875	1,000	-	-	-	-	-	-
3	10	3	3	33	2	18,620	2,000	-	-	-	-	-	-
4	71	30	57	2,097	379	19,506	1,500	-	-	-	-	-	-
7*	27	16	72	436	29	-	-	-	-	-	-	-	-
NEW YORK, EASTERN													
1	120	69	87	8,270	3,125	278,965	14,786	12	-	-	-	-	9
2	57	48	138	2,711	337	74,233	3,100	6	-	-	-	-	-
3	60	29	502	1,749	51	35,055	3,375	2	-	-	-	-	-
4	23	41	954	954	34	12,409	265	RELATED TO NO. 3					
5	30	21	52	627	69	24,043	6,500	-	-	-	-	-	-
6	58	27	44	1,575	475	75,550	7,350	6	-	-	-	-	2
7	31	13	393	393	122	19,868	3,500	RELATED TO NO. 3					
8	90	57	NR	5,167	162	535,660	66,220	25	-	-	-	-	-
9	30	76	50	2,293	320	19,546	3,250	-	-	-	-	-	-
10	19	38	50	720	231	12,673	2,600	-	-	-	-	-	-
11	30	6	NR	184	17	RELATED TO NO. 8		RELATED TO NO. 8					
12	6	1	6	6	5	10,896	855	-	-	-	-	-	-

<sup>4</sup>NI indicates never installed. I indicates installed but never used.

<sup>5</sup>NR indicates not reported or could not be determined.

<sup>6</sup>Motions: G = Granted, D = Denied, P = Pending.

\* This wiretap was terminated during 2003, but was not reported at that time because it was part of an ongoing investigation.

\*\* This wiretap was terminated during 2002 or earlier, but was not reported at that time because it was part of an ongoing investigation.

**TABLE A-1**  
**UNITED STATES DISTRICT COURTS**

**CALENDAR YEAR 2004**

**REPORT BY JUDGES OF COURT-AUTHORIZED INTERCEPTS OF WIRE, ORAL, OR ELECTRONIC COMMUNICATIONS  
PURSUANT TO 18 U.S.C. 2519**

A.O. Number	Authorizing Official		Offense Specified	Intercept		Date of Application	Authorized Length		
	Judge	Attorney General <sup>1</sup>		Type <sup>2</sup>	Location <sup>3</sup>		Original Order (Days)	Num-ber of Exten-sions	Total Length (Days)
NEW YORK, EASTERN (CONTINUED)									
13	DEARIE	NAHMIAS	NARCOTICS	WC	D	05/09/2004	30	-	30
14	GARAUFIS	KEENEY	NARCOTICS	WC	D	05/16/2004	30	1	60
15	ROSS	KRAMER	NARCOTICS	WC	D	06/02/2004	30	-	30
16	GARAUFIS	WARREN	NARCOTICS	WC	D	06/04/2004	30	-	30
17	ROSS	KRAMER	NARCOTICS	WC	D	06/15/2004	30	-	30
18	GARAUFIS	WARREN	NARCOTICS	WC	D	07/06/2004	30	-	30
19	GARAUFIS	WARREN	NARCOTICS	WC	D	07/21/2004	30	-	30
20	VANASKIE	NAHMIAS	NARCOTICS	OM	O	07/27/2004	30	3	120
21	GARAUFIS	WARLOW	NARCOTICS	WC	D	07/29/2004	30	2	90
22	WEINSTEIN	WARREN	NARCOTICS	WC	D	08/16/2004	30	3	120
23	GLASSER	NAHMIAS	NARCOTICS	WC	D	09/09/2004	30	-	30
24	GLEESON	KEENEY	NARCOTICS	WS	B	09/21/2004	30	1	60
25	KAPLAN	KEENEY	NARCOTICS	WS	H	09/28/2004	30	-	30
26	GARAUFIS	KEENEY	NARCOTICS	WC	D	10/13/2004	30	1	60
27	HURLEY	NAHMIAS	RACKETEERING	WC	D	10/21/2004	30	-	30
28	GARAUFIS	WARREN	NARCOTICS	WC	D	10/26/2004	30	-	30
18*	GARAUFIS	NAHMIAS	NARCOTICS	WC	D	09/24/2003	30	2	90
19*	GARAUFIS	MALCOLM	NARCOTICS	WC	D	10/16/2003	30	-	30
20*	PRESKA	KRAMER	NARCOTICS	WC	D	10/20/2003	30	1	60
21*	GARAUFIS	MALCOLM	NARCOTICS	WC	D	10/29/2003	30	-	30
22*	GERSHON	ROSE	NARCOTICS	WC	D	11/04/2003	30	-	30
23*	ROSS	ROSE	NARCOTICS	WC	D	12/12/2003	30	-	30
NEW YORK, NORTHERN									
1	KAHN	KEENEY	NARCOTICS	WC	D	02/04/2004	30	1	60
2	KAHN	WARREN	NARCOTICS	WC	D	02/17/2004	30	1	60
3	KAHN	WARREN	NARCOTICS	WC	D	03/05/2004	30	-	30
4	KAHN	KEENEY	NARCOTICS	WC	D	03/19/2004	30	1	60
5	MCAVOY	NAHMIAS	NARCOTICS	WC	D	04/14/2004	30	1	60
6	HURD	KATKO	NARCOTICS	WC	D	04/16/2004	30	-	30

<sup>1</sup> The attorney general or designee authorized the filing of the reported applications under the provisions of 18 U.S.C. 2516.

<sup>2</sup> Type: WS = Standard Telephone (Wire), WC = Cellular or Mobile Telephone (Wire), WO = Other (Wire), OM = Microphone (Oral), OO = Other (Oral), ED = Digital Pager (Electronic), EE = Computer or E-Mail (Electronic), EF = Fax Machine (Electronic), EO = Other (Electronic).

<sup>3</sup> Location: H = Personal Residence, B = Business, A = Public Area, D = Portable Device, O = Other Location, R = Roaming (Relaxed Specification Order), N = Not Specified.

TABLE A-1  
UNITED STATES DISTRICT COURTS

CALENDAR YEAR 2004

REPORT BY PROSECUTORS OF COURT-AUTHORIZED INTERCEPTS OF WIRE, ORAL, OR ELECTRONIC COMMUNICATIONS  
PURSUANT TO 18 U.S.C. 2519

A.O. Number	Number of Days in Oper- ation <sup>4</sup>	Average Inter- cepts per Day	Number of <sup>5</sup>			Costs		Number of					
			Persons Inter- cepted	Intercepts	Incrim- inating Intercepts	Total Cost in \$	Other Than Manpower in \$	Arrests	Trials	Motions to Suppress Intercepts <sup>6</sup>			Persons Con- victed
										G	D	P	
NEW YORK, EASTERN (CONTINUED)													
13	9	237	25	2,137	5	12,660	5,370	2	-	-	-	-	-
14	60	69	NR	4,120	580	RELATED TO NO. 8		RELATED TO NO. 8					
15	4	-	NR	2	-	3,592	2,750	-	-	-	-	-	-
16	25	1	3	31	6	13,207	-	-	-	-	-	-	-
17	18	59	30	1,057	305	12,099	2,750	-	-	-	-	-	-
18	30	53	NR	1,600	353	RELATED TO NO. 8		RELATED TO NO. 8					
19	30	6	NR	174	17	RELATED TO NO. 8		RELATED TO NO. 8					
20	11	1	11	11	10	122,591	32,591	-	-	-	-	-	-
21	87	26	NR	2,249	61	RELATED TO NO. 8		RELATED TO NO. 8					
22	118	88	NR	10,439	483	RELATED TO NO. 8		RELATED TO NO. 8					
23	25	6	9	141	23	24,675	2,750	2	-	-	-	-	-
24	30	36	43	1,074	51	6,569	-	-	-	-	-	-	-
25	30	16	21	492	72	17,100	2,100	-	-	-	-	-	-
26	58	24	NR	1,411	299	RELATED TO NO. 8		RELATED TO NO. 8					
27	5	-	1	1	-	7,485	1,000	-	-	-	-	-	-
28	30	50	NR	1,487	208	RELATED TO NO. 8		RELATED TO NO. 8					
18*	87	49	150	4,243	402	125,944	3,400	-	-	-	-	-	-
19*	26	148	203	3,837	171	3,032	2,200	2	-	-	-	-	-
20*	50	1	22	37	5	35,360	35,360	-	-	-	-	-	-
21*	30	6	15	194	39	18,052	-	11	-	-	-	-	-
22*	22	30	54	662	130	8,725	2,200	-	-	-	-	-	-
23*	5	16	6	81	4	2,375	1,250	2	-	-	-	-	-
NEW YORK, NORTHERN													
1	56	51	60	2,840	2,210	187,838	1,500	6	-	-	-	-	-
2	38	53	25	2,000	15	85,335	3,000	RELATED TO NO. 1					
3	26	15	5	390	75	58,335	3,000	RELATED TO NO. 1					
4	60	7	18	400	60	RELATED TO NO. 8		RELATED TO NO. 8					
5	60	20	300	1,200	500	7,480	-	2	-	-	-	-	2
6	30	76	13	2,276	58	-	-	-	-	-	-	-	-

<sup>4</sup>NI indicates never installed. I indicates installed but never used.

<sup>5</sup>NR indicates not reported or could not be determined.

<sup>6</sup>Motions: G = Granted, D = Denied, P = Pending.

\* This wiretap was terminated during 2003, but was not reported at that time because it was part of an ongoing investigation.

\*\* This wiretap was terminated during 2002 or earlier, but was not reported at that time because it was part of an ongoing investigation.



**TABLE A-1**  
**UNITED STATES DISTRICT COURTS**

**CALENDAR YEAR 2004**

**REPORT BY JUDGES OF COURT-AUTHORIZED INTERCEPTS OF WIRE, ORAL, OR ELECTRONIC COMMUNICATIONS  
PURSUANT TO 18 U.S.C. 2519**

A.O. Number	Authorizing Official		Offense Specified	Intercept		Date of Application	Authorized Length		
	Judge	Attorney General <sup>1</sup>		Type <sup>2</sup>	Location <sup>3</sup>		Original Order (Days)	Num-ber of Exten-sions	Total Length (Days)
NEW YORK, NORTHERN (CONTINUED)									
7	KAHN	KEENEY	NARCOTICS	WC	D	04/21/2004	30	1	60
8	SHARPE	KEENEY	NARCOTICS	WC	D	05/20/2004	30	-	30
9	SCULLIN	NAHMIAS	NARCOTICS	WC	D	08/30/2004	30	1	60
4*	MORDUE	KATKO	NARCOTICS	WC	D	03/28/2003	30	-	30
5*	MORDUE	KATKO	NARCOTICS	WC	D	05/02/2003	30	-	30
NEW YORK, SOUTHERN									
1	KAHN	WARREN	RACKETEERING	OM	O	07/11/2003	30	9	300
2	PATTERSON	SWARTZ	RACKETEERING	WC,OM	B,D	09/12/2003	30	6	210
3	PATTERSON	KEENEY	RACKETEERING	WC	D	11/21/2003	30	1	60
4	KEENAN	KEENEY	NARCOTICS	WC	D	12/10/2003	30	-	30
5	BRIEANT	SWARTZ	NARCOTICS	WC	D	12/16/2003	30	-	30
6	SCHEINDLIN	MALCOLM	NARCOTICS	WC	D	12/22/2003	30	3	120
7	SCHEINDLIN	PUVALOWSKI	NARCOTICS	WC	D	12/23/2003	30	-	30
8	JONES	SWARTZ	NARCOTICS	WC	D	01/03/2004	30	-	30
9	JONES	SWARTZ	NARCOTICS	WC	D	01/05/2004	30	2	90
10	JONES	MALCOLM	NARCOTICS	WC	D	01/07/2004	30	-	30
11	JONES	BAROFSKY	NARCOTICS	WC	D	01/07/2004	30	1	60
12	JONES	KEENEY	RACKETEERING	OM	B	01/09/2004	30	-	30
13	JONES	BANSAL	NARCOTICS	WC	D	01/09/2004	30	-	30
14	MCMAHON	NAHMIAS	NARCOTICS	WS	B	01/13/2004	30	2	90
15	BRIEANT	KEENEY	NARCOTICS	WC	D	01/23/2004	30	-	30
16	HAIGHT	KEENEY	NARCOTICS	WC	D	01/23/2004	30	-	30
17	JONES	MALCOLM	NARCOTICS	WC	D	01/26/2004	30	-	30
18	SAND	SWARTZ	NARCOTICS	WC	D	01/29/2004	30	1	60
19	SAND	KEENEY	ROBBERY	WC	D	01/30/2004	30	-	30
20	MCKENNA	WARREN	NARCOTICS	WC	D	01/30/2004	30	-	30
21	OWEN	BUCHDAHL	NARCOTICS	WC	D	02/02/2004	30	2	90
22	KEENAN	KEENEY	NARCOTICS	WC	D	02/09/2004	30	-	30
23	KEENAN	MALCOLM	NARCOTICS	WC	D	02/09/2004	30	-	30

<sup>1</sup> The attorney general or designee authorized the filing of the reported applications under the provisions of 18 U.S.C. 2516.

<sup>2</sup> Type: WS = Standard Telephone (Wire), WC = Cellular or Mobile Telephone (Wire), WO = Other (Wire), OM = Microphone (Oral), OO = Other (Oral), ED = Digital Pager (Electronic), EE = Computer or E-Mail (Electronic), EF = Fax Machine (Electronic), EO = Other (Electronic).

<sup>3</sup> Location: H = Personal Residence, B = Business, A = Public Area, D = Portable Device, O = Other Location, R = Roving (Relaxed Specification Order), N = Not Specified.

TABLE A-1  
UNITED STATES DISTRICT COURTS

CALENDAR YEAR 2004

REPORT BY PROSECUTORS OF COURT-AUTHORIZED INTERCEPTS OF WIRE, ORAL, OR ELECTRONIC COMMUNICATIONS  
PURSUANT TO 18 U.S.C. 2519

A.O. Number	Number of Days in Operation <sup>4</sup>	Average Intercepts per Day	Number of <sup>5</sup>			Costs		Number of					
			Persons Intercepted	Intercepts	Incriminating Intercepts	Total Cost in \$	Other Than Manpower in \$	Arrests	Trials	Motions to Suppress Intercepts <sup>6</sup>			Persons Convicted
										G	D	P	
NEW YORK, NORTHERN (CONTINUED)													
7	57	49	40	2,800	120	RELATED TO NO. 8		RELATED TO NO. 8					
8	26	46	34	1,198	54	29,725	-	12	-	-	-	-	-
9	60	73	45	4,352	1,424	11,306	2,000	-	-	-	-	-	-
4*	18	72	30	1,289	500	260,000	10,000	31	-	-	-	-	-
5*	30	27	30	803	75	RELATED TO NO. 4*		RELATED TO NO. 4*					
NEW YORK, SOUTHERN													
1	20	1	10	20	20	31,098	200	-	-	-	-	-	-
2	199	120	97	23,820	4,423	178,815	6,500	-	-	-	-	-	-
3	30	5	9	157	65	32,589	3,700	-	-	-	-	-	-
4	25	22	37	550	89	24,270	2,600	8	-	-	-	-	-
5	30	213	25	6,393	574	-	-	-	-	-	-	-	-
6	107	80	671	8,546	2,307	63,242	4,070	-	-	-	-	-	-
7	28	49	28	1,368	229	26,856	2,600	-	-	-	-	-	-
8	8	17	4	135	-	19,666	3,500	-	-	-	-	-	-
9	88	88	100	7,700	1,600	175,900	2,900	10	-	-	-	-	-
10	30	83	15	2,500	450	32,200	3,200	17	-	-	-	-	-
11	60	10	48	600	280	36,598	2,534	-	-	-	-	-	-
12	NI	-	-	-	-	-	-	-	-	-	-	-	-
13	30	1	2	19	-	10,579	2,750	-	-	-	-	-	-
14	90	49	25	4,371	531	49,226	365	1	-	-	-	-	-
15	30	425	40	12,753	1,159	72,500	6,000	26	-	-	-	-	-
16	28	14	6	396	161	17,231	2,600	2	-	-	-	-	-
17	15	67	15	1,000	250	10,075	2,875	RELATED TO NO. 10					
18	60	40	60	2,383	347	37,164	2,500	2	-	-	-	-	-
19	12	32	90	384	20	20,682	7,500	-	-	-	-	-	-
20	5	9	17	43	12	4,502	2,750	11	-	-	-	-	-
21	90	32	35	2,874	494	87,421	5,000	9	-	-	-	-	-
22	12	86	206	1,028	206	8,865	2,750	-	-	-	-	-	-
23	10	28	51	282	51	7,982	2,600	-	-	-	-	-	-

<sup>4</sup>NI indicates never installed. I indicates installed but never used.

<sup>5</sup>NR indicates not reported or could not be determined.

<sup>6</sup>Motions: G = Granted, D = Denied, P = Pending.

\* This wiretap was terminated during 2003, but was not reported at that time because it was part of an ongoing investigation.

\*\* This wiretap was terminated during 2002 or earlier, but was not reported at that time because it was part of an ongoing investigation.

TABLE A-1  
UNITED STATES DISTRICT COURTS

CALENDAR YEAR 2004

REPORT BY JUDGES OF COURT-AUTHORIZED INTERCEPTS OF WIRE, ORAL, OR ELECTRONIC COMMUNICATIONS  
PURSUANT TO 18 U.S.C. 2519

A.O. Number	Authorizing Official		Offense Specified	Intercept		Date of Application	Authorized Length		
	Judge	Attorney General <sup>1</sup>		Type <sup>2</sup>	Location <sup>3</sup>		Original Order (Days)	Num-ber of Exten-sions	Total Length (Days)
NEW YORK, SOUTHERN (CONTINUED)									
24	BUCHWALD	NAHMIAS	NARCOTICS	WC	D	02/09/2004	30	-	30
25	BUCHWALD	WARREN	NARCOTICS	WC	D	02/11/2004	30	-	30
26	BUCHWALD	KEENEY	RACKETEERING	WS	H	02/13/2004	30	-	30
27	BUCHWALD	MALCOLM	NARCOTICS	WC	D	02/13/2004	30	-	30
28	GRIESA	SWARTZ	NARCOTICS	WC	D	02/23/2004	30	-	30
29	MCKENNA	NAHMIAS	NARCOTICS	WC	D	02/26/2004	30	1	60
30	MCKENNA	NAHMIAS	NARCOTICS	WC	D	02/27/2004	30	-	30
31	MCKENNA	SWARTZ	NARCOTICS	WC	D	03/02/2004	30	-	30
32	MCKENNA	WRAY	NARCOTICS	WC	D	03/02/2004	30	1	60
33	MCKENNA	WARREN	FIREARMS	WC	D	03/04/2004	30	2	90
34	MCKENNA	MALCOLM	NARCOTICS	WC	D	03/05/2004	30	-	30
35	MCKENNA	WARREN	NARCOTICS	WC	D	03/05/2004	30	-	30
36	SAND	KEENEY	NARCOTICS	WC	D	03/08/2004	30	-	30
37	CEDARBAUM	MALCOLM	NARCOTICS	WC	D	03/09/2004	30	1	60
38	SAND	KEENEY	NARCOTICS	WC	D	03/12/2004	30	-	30
39	JONES	KEENEY	NARCOTICS	WC	D	03/15/2004	30	-	30
40	OWEN	SWARTZ	NARCOTICS	WC	D	03/16/2004	30	-	30
41	OWEN	KEENEY	NARCOTICS	WC	D	03/17/2004	30	-	30
42	OWEN	NAHMIAS	NARCOTICS	WC	D	03/17/2004	30	-	30
43	OWEN	SWARTZ	NARCOTICS	WC	D	03/18/2004	30	1	60
44	OWEN	WARREN	NARCOTICS	WC	D	03/19/2004	30	-	30
45	MCKENNA	KEENEY	NARCOTICS	WC	D	03/19/2004	30	-	30
46	OWEN	NAHMIAS	NARCOTICS	WC	D	03/19/2004	30	1	60
47	OWEN	KEENEY	MURDER	WC	D	03/22/2004	30	4	150
48	SWAIN	WARREN	NARCOTICS	WC	D	03/22/2004	30	3	120
49	CEDARBAUM	KEENEY	NARCOTICS	WC	D	03/22/2004	30	-	30
50	KEENAN	WARREN	RACKETEERING	WC	D	03/30/2004	30	2	90
51	MCKENNA	KEENEY	NARCOTICS	WC	D	03/31/2004	30	-	30
52	MCKENNA	NAHMIAS	NARCOTICS	WC	D	04/01/2004	30	-	30

<sup>1</sup> The attorney general or designee authorized the filing of the reported applications under the provisions of 18 U.S.C. 2516.

<sup>2</sup> Type: WS = Standard Telephone (Wire), WC = Cellular or Mobile Telephone (Wire), WO = Other (Wire), OM = Microphone (Oral), OO = Other (Oral), ED = Digital Pager (Electronic), EE = Computer or E-Mail (Electronic), EF = Fax Machine (Electronic), EO = Other (Electronic).

<sup>3</sup> Location: H = Personal Residence, B = Business, A = Public Area, D = Portable Device, O = Other Location, R = Roaming (Relaxed Specification Order), N = Not Specified.

TABLE A-1  
UNITED STATES DISTRICT COURTS

CALENDAR YEAR 2004

REPORT BY PROSECUTORS OF COURT-AUTHORIZED INTERCEPTS OF WIRE, ORAL, OR ELECTRONIC COMMUNICATIONS  
PURSUANT TO 18 U.S.C. 2519

A.O. Number	Number of Days in Oper- ation <sup>4</sup>	Average Inter- cepts per Day	Number of <sup>5</sup>			Costs		Number of					
			Persons Inter- cepted	Intercepts	Incrim- inating Intercepts	Total Cost in \$	Other Than Manpower in \$	Arrests	Trials	Motions to Suppress Intercepts <sup>6</sup>			Persons Convicted
										G	D	P	
NEW YORK, SOUTHERN (CONTINUED)													
24	20	38	8	761	243	25,739	18,040	22	-	-	-	-	-
25	I	-	-	-	-	-	-	-	-	-	-	-	-
26	30	51	60	1,541	668	34,180	2,500	-	-	-	-	-	-
27	30	116	980	3,491	348	16,317	444	-	-	-	-	-	-
28	11	11	6	120	55	17,010	2,010	-	-	-	-	-	-
29	42	24	55	1,018	317	155,759	5,860	-	-	-	-	-	-
30	13	86	25	1,112	234	7,629	1,000	RELATED TO NO. 41					
31	NI	-	-	-	-	-	-	-	-	-	-	-	-
32	7	3	6	21	11	19,162	5,200	-	-	-	-	-	-
33	70	35	13	2,430	418	54,013	5,500	15	-	-	-	-	-
34	26	50	9	1,287	77	28,451	8,000	8	-	-	-	-	-
35	I	-	-	-	-	6,172	6,172	-	-	-	-	-	-
36	19	14	271	271	121	19,050	10,819	-	-	-	-	-	-
37	51	7	12	364	137	40,217	6,500	-	-	-	-	-	-
38	4	-	-	-	-	5,532	5,532	-	-	-	-	-	-
39	17	44	55	740	50	55,250	3,250	1	-	-	-	-	-
40	21	54	17	1,134	123	11,444	1,000	-	-	-	-	-	-
41	3	1	7	2	2	3,695	2,600	21	-	-	-	-	-
42	30	1	4	40	13	3,329	1,250	-	-	-	-	-	-
43	60	11	66	635	390	39,402	6,000	-	-	-	-	-	-
44	12	-	-	-	-	7,713	2,500	-	-	-	-	-	-
45	11	57	28	627	165	7,395	1,600	-	-	-	-	-	-
46	53	48	58	2,530	553	29,260	1,750	RELATED TO NO. 41					
47	150	39	250	5,897	939	262,500	2,500	-	-	-	-	-	-
48	120	165	92	19,820	9,270	153,083	9,597	16	-	-	-	-	-
49	18	15	275	275	107	21,026	11,796	-	-	-	-	-	-
50	86	51	38	4,354	783	70,582	5,000	-	-	-	-	-	-
51	14	36	29	508	63	13,507	1,000	5	-	-	-	-	-
52	13	43	40	562	124	9,788	2,750	3	-	-	-	-	-

<sup>4</sup>NI indicates never installed. I indicates installed but never used.

<sup>5</sup>NR indicates not reported or could not be determined.

<sup>6</sup>Motions: G = Granted, D = Denied, P = Pending.

\* This wiretap was terminated during 2003, but was not reported at that time because it was part of an ongoing investigation.

\*\* This wiretap was terminated during 2002 or earlier, but was not reported at that time because it was part of an ongoing investigation.

**TABLE A-1**  
**UNITED STATES DISTRICT COURTS**

**CALENDAR YEAR 2004**

**REPORT BY JUDGES OF COURT-AUTHORIZED INTERCEPTS OF WIRE, ORAL, OR ELECTRONIC COMMUNICATIONS  
PURSUANT TO 18 U.S.C. 2519**

A.O. Number	Authorizing Official		Offense Specified	Intercept		Date of Application	Authorized Length		
	Judge	Attorney General <sup>1</sup>		Type <sup>2</sup>	Location <sup>3</sup>		Original Order (Days)	Number of Extensions	Total Length (Days)
NEW YORK, SOUTHERN (CONTINUED)									
53	GRIESA	KEENEY	FIREARMS	WC	D	04/07/2004	30	2	90
54	GRIESA	SWARTZ	NARCOTICS	WC	D	04/08/2004	30	-	30
55	GRIESA	NAHMIAS	NARCOTICS	WC	D	04/14/2004	30	-	30
56	GRIESA	WARREN	\$LAUNDERING	WS,WC	H,D	04/16/2004	30	1	60
57	HOLWELL	SWARTZ	NARCOTICS	WS,WC	H,D	04/21/2004	30	1	60
58	HOLWELL	WARREN	NARCOTICS	WC	D	04/22/2004	30	1	60
59	HOLWELL	KEENEY	RACKETEERING	WS,WC	H,D	04/23/2004	30	-	30
60	HOLWELL	KEENEY	NARCOTICS	WC	D	04/23/2004	30	1	60
61	OWEN	WARREN	NARCOTICS	WC	D	04/23/2004	30	-	30
62	OWEN	KEENEY	MURDER	WC	D	04/24/2004	30	3	120
63	HOLWELL	WARREN	NARCOTICS	WC	D	04/28/2004	30	-	30
64	MCKENNA	WRAY	NARCOTICS	WC	D	04/30/2004	30	-	30
65	CASTEL	WARREN	NARCOTICS	WC	D	05/05/2004	30	-	30
66	HOCHBERG	WARREN	FRAUD	OM	B	05/06/2004	30	1	60
67	OWEN	WARREN	EXTORTION	WC	D	05/07/2004	30	3	120
68	CASTEL	PARSKY	NARCOTICS	WC	D	05/10/2004	30	1	60
69	MCKENNA	WARREN	NARCOTICS	WC	D	05/20/2004	30	-	30
70	MCKENNA	KEENEY	NARCOTICS	WC	D	05/20/2004	30	-	30
71	OWEN	WARREN	MURDER	WC	D	05/21/2004	30	2	90
72	HOLWELL	KEENEY	NARCOTICS	WC	D	05/27/2004	30	-	30
73	CHIN	KEENEY	NARCOTICS	WC	D	05/27/2004	30	-	30
74	JONES	WARREN	NARCOTICS	WC	D	05/28/2004	30	1	60
75	GRIESA	KEENEY	SMUGGLING	WS,WC	H,D	05/28/2004	30	4	150
76	JONES	WILLIAMSON	NARCOTICS	WC	D	05/28/2004	30	1	60
77	JONES	WARREN	NARCOTICS	WC	D	05/28/2004	30	-	30
78	BRIEANT	WARREN	NARCOTICS	WC	D	06/03/2004	30	-	30
79	WOOD	KEENEY	NARCOTICS	WC	D	06/03/2004	30	-	30
80	WOOD	KEENEY	FIREARMS	WC	D	06/09/2004	30	4	150

<sup>1</sup> The attorney general or designee authorized the filing of the reported applications under the provisions of 18 U.S.C. 2516.

<sup>2</sup> Type: WS = Standard Telephone (Wire), WC = Cellular or Mobile Telephone (Wire), WO = Other (Wire), OM = Microphone (Oral), OO = Other (Oral), ED = Digital Pager (Electronic), EE = Computer or E-Mail (Electronic), EF = Fax Machine (Electronic), EO = Other (Electronic).

<sup>3</sup> Location: H = Personal Residence, B = Business, A = Public Area, D = Portable Device, O = Other Location, R = Roaming (Relaxed Specification Order), N = Not Specified.

TABLE A-1  
UNITED STATES DISTRICT COURTS

CALENDAR YEAR 2004

REPORT BY PROSECUTORS OF COURT-AUTHORIZED INTERCEPTS OF WIRE, ORAL, OR ELECTRONIC COMMUNICATIONS  
PURSUANT TO 18 U.S.C. 2519

A.O. Number	Number of Days in Oper- ation <sup>4</sup>	Average Inter- cepts per Day	Number of <sup>5</sup>			Costs		Number of					
			Persons Inter- cepted	Intercepts	Incrim- inating Intercepts	Total Cost in \$	Other Than Manpower in \$	Arrests	Trials	Motions to Suppress Intercepts <sup>6</sup>			Persons Con- victed
										G	D	P	
NEW YORK, SOUTHERN (CONTINUED)													
53	82	50	32	4,104	770	195,912	11,100	-	-	-	-	-	-
54	30	28	22	837	263	10,208	2,600	-	-	-	-	-	-
55	28	39	35	1,098	359	57,987	2,600	-	-	-	-	-	-
56	49	84	2,000	4,130	13	216,608	-	12	-	-	-	-	-
57	60	36	33	2,131	109	63,097	-	4	-	-	-	-	-
58	56	10	42	583	204	26,520	1,000	-	-	-	-	-	-
59	30	89	70	2,663	671	68,356	4,785	-	-	-	-	-	-
60	60	27	212	1,642	589	32,975	2,000	-	-	-	-	-	-
61	19	3	8	54	1	185,150	2,750	-	-	-	-	-	-
62	120	13	114	1,544	262	210,500	2,500	-	-	-	-	-	-
63	22	-	-	-	-	2,124	2,124	-	-	-	-	-	-
64	30	20	32	599	320	62,180	3,200	RELATED TO NO. 107					
65	9	77	26	689	139	6,245	1,000	-	-	-	-	-	-
66	26	1	41	22	21	46,472	8,518	-	-	-	-	-	-
67	108	40	61	4,286	501	176,189	-	-	-	-	-	-	-
68	60	61	165	3,634	399	60,534	100	-	-	-	-	-	-
69	30	36	21	1,079	105	15,748	-	4	-	-	-	-	-
70	21	10	12	212	99	43,886	2,600	-	-	-	-	-	-
71	90	48	61	4,286	501	158,500	2,500	-	-	-	-	-	-
72	12	67	67	806	63	8,008	1,000	-	-	-	-	-	-
73	9	62	36	554	61	6,603	1,000	-	-	-	-	-	-
74	60	59	40	3,534	283	82,850	1,750	6	-	-	-	-	-
75	150	30	36	4,500	62	322,534	7,654	-	-	-	-	-	-
76	55	157	193	8,652	4,536	29,014	-	2	-	-	-	-	-
77	12	16	15	192	84	24,192	600	RELATED TO NO. 107					
78	30	162	5	4,845	4,845	3,884	3,000	-	-	-	-	-	-
79	12	2	7	18	10	6,536	-	3	-	-	-	-	-
80	136	63	25	8,600	1,100	RELATED TO NO. 75		-	-	-	-	-	-

<sup>4</sup>NI indicates never installed. I indicates installed but never used.

<sup>5</sup>NR indicates not reported or could not be determined.

<sup>6</sup>Motions: G = Granted, D = Denied, P = Pending.

\* This wiretap was terminated during 2003, but was not reported at that time because it was part of an ongoing investigation.

\*\* This wiretap was terminated during 2002 or earlier, but was not reported at that time because it was part of an ongoing investigation.

**TABLE A-1**  
**UNITED STATES DISTRICT COURTS**

**CALENDAR YEAR 2004**

**REPORT BY JUDGES OF COURT-AUTHORIZED INTERCEPTS OF WIRE, ORAL, OR ELECTRONIC COMMUNICATIONS  
PURSUANT TO 18 U.S.C. 2519**

A.O. Number	Authorizing Official		Offense Specified	Intercept		Date of Application	Authorized Length		
	Judge	Attorney General <sup>1</sup>		Type <sup>2</sup>	Location <sup>3</sup>		Original Order (Days)	Number of Extensions	Total Length (Days)
NEW YORK, SOUTHERN (CONTINUED)									
81	BERMAN	PARSKY	NARCOTICS	WC	D	06/10/2004	30	1	60
82	SWAIN	SWARTZ	NARCOTICS	WC	D	06/15/2004	30	-	30
83	SWAIN	NAHMIAS	NARCOTICS	WC	D	06/17/2004	30	-	30
84	BERMAN	WARREN	NARCOTICS	WC	D	06/22/2004	30	-	30
85	BERMAN	WARREN	NARCOTICS	WC	D	06/23/2004	30	-	30
86	BERMAN	WARREN	NARCOTICS	WC	D	06/24/2004	30	-	30
87	STEIN	KEENEY	RACKETEERING	EE	H	06/28/2004	30	-	30
88	STEIN	SWARTZ	NARCOTICS	WC	D	06/29/2004	30	2	90
89	STEIN	WARREN	NARCOTICS	WC	D	06/29/2004	30	1	60
90	OWEN	PARSKY	NARCOTICS	WC	D	06/30/2004	30	1	60
91	JONES	SWARTZ	NARCOTICS	WC	D	07/01/2004	30	-	30
92	STEIN	KEENEY	NARCOTICS	WC	D	07/02/2004	30	-	30
93	MCKENNA	WARREN	NARCOTICS	WC	D	07/06/2004	30	-	30
94	STEIN	PARSKY	NARCOTICS	WC	D	07/09/2004	30	1	60
95	HELLERSTEIN	SWARTZ	NARCOTICS	WC	D	07/14/2004	30	1	60
96	HELLERSTEIN	ORANGE	NARCOTICS	WC	D	07/20/2004	30	1	60
97	BERMAN	KEENEY	NARCOTICS	WC	D	07/28/2004	30	-	30
98	BERMAN	BERARDINELLI	NARCOTICS	WC	D	07/28/2004	30	-	30
99	BERMAN	BERARDINELLI	NARCOTICS	WC	D	07/28/2004	30	-	30
100	CASTEL	NAHMIAS	NARCOTICS	WC	D	07/29/2004	30	-	30
101	JONES	PARSKY	NARCOTICS	WC	D	07/29/2004	30	1	60
102	KAPLAN	WARREN	NARCOTICS	WC	D	08/02/2004	30	1	60
103	KAPLAN	KEENEY	NARCOTICS	WC	D	08/06/2004	30	-	30
104	CASEY	KEENEY	NARCOTICS	WC	D	08/17/2004	30	-	30
105	CASEY	KEENEY	NARCOTICS	WC	D	08/19/2004	30	-	30
106	CASEY	WARREN	NARCOTICS	WC	D	08/20/2004	30	-	30
107	JONES	KEENEY	NARCOTICS	WC	D	08/27/2004	30	-	30
108	LYNCH	KEENEY	NARCOTICS	WC	D	08/31/2004	30	-	30
109	LYNCH	KEENEY	NARCOTICS	WC	D	09/03/2004	30	-	30

<sup>1</sup> The attorney general or designee authorized the filing of the reported applications under the provisions of 18 U.S.C. 2516.

<sup>2</sup> Type: WS = Standard Telephone (Wire), WC = Cellular or Mobile Telephone (Wire), WO = Other (Wire), OM = Microphone (Oral), OO = Other (Oral), ED = Digital Pager (Electronic), EE = Computer or E-Mail (Electronic), EF = Fax Machine (Electronic), EO = Other (Electronic).

<sup>3</sup> Location: H = Personal Residence, B = Business, A = Public Area, D = Portable Device, O = Other Location, R = Roaming (Relaxed Specification Order), N = Not Specified.

TABLE A-1  
UNITED STATES DISTRICT COURTS

CALENDAR YEAR 2004

REPORT BY PROSECUTORS OF COURT-AUTHORIZED INTERCEPTS OF WIRE, ORAL, OR ELECTRONIC COMMUNICATIONS  
PURSUANT TO 18 U.S.C. 2519

A.O. Number	Number of Days in Oper- ation <sup>4</sup>	Average Inter- cepts per Day	Number of <sup>5</sup>			Costs		Number of					
			Persons Inter- cepted	Intercepts	Incrim- inating Intercepts	Total Cost in \$	Other Than Manpower in \$	Arrests	Trials	Motions to Suppress Intercepts <sup>6</sup>			Persons Convicted
										G	D	P	
NEW YORK, SOUTHERN (CONTINUED)													
81	60	133	11	7,980	1,000	68,177	4,825	RELATED TO NO. 48					
82	15	1	3	19	1	5,577	3,000	7	-	-	-	-	-
83	14	45	16	625	172	7,109	1,750	1	-	-	-	-	-
84	30	30	11	903	76	23,415	3,000	-	-	-	-	-	-
85	30	35	12	1,037	310	15,620	1,000	-	-	-	-	-	-
86	5	37	6	184	23	17,620	3,000	-	-	-	-	-	-
87	30	3,593	1,778	107,779	2,018	245,761	-	-	-	-	-	-	-
88	90	9	14	808	234	39,391	2,000	2	-	-	-	-	-
89	50	50	15	2,500	450	39,300	500	3	-	-	-	-	-
90	60	6	15	360	100	44,100	3,100	10	-	-	-	-	-
91	16	12	7	191	107	34,056	2,600	RELATED TO NO. 107					
92	19	8	8	158	40	12,875	2,600	-	-	-	-	-	-
93	11	9	6	104	45	24,501	2,875	RELATED TO NO. 107					
94	56	137	31	7,666	1,769	37,720	6,000	RELATED TO NO. 82					
95	57	41	125	2,331	785	35,189	3,200	6	-	-	-	-	-
96	38	117	31	4,437	926	31,010	5,600	1	-	-	-	-	-
97	21	71	5	1,500	190	RELATED TO NO. 89		RELATED TO NO. 89					
98	2	10	4	21	21	5,892	2,750	-	-	-	-	-	-
99	1	40	2	40	40	5,748	2,750	-	-	-	-	-	-
100	30	44	90	1,335	463	32,702	100	-	-	-	-	-	-
101	58	80	25	4,654	1,221	80,403	1,750	-	-	-	-	-	-
102	60	25	16	1,476	138	51,484	9,000	-	-	-	-	-	-
103	30	120	287	3,615	287	13,307	1,000	-	-	-	-	-	-
104	30	11	38	317	80	RELATED TO NO. 112		RELATED TO NO. 112					
105	15	1	3	15	2	8,375	2,600	-	-	-	-	-	-
106	30	17	57	521	85	15,077	1,500	-	-	-	-	-	-
107	30	10	8	299	108	60,755	1,775	18	-	-	-	-	-
108	24	25	20	605	346	27,865	3,500	5	-	-	-	-	-
109	19	86	37	1,629	124	11,225	1,000	-	-	-	-	-	-

<sup>4</sup>NI indicates never installed. I indicates installed but never used.

<sup>5</sup>NR indicates not reported or could not be determined.

<sup>6</sup>Motions: G = Granted, D = Denied, P = Pending.

\* This wiretap was terminated during 2003, but was not reported at that time because it was part of an ongoing investigation.

\*\* This wiretap was terminated during 2002 or earlier, but was not reported at that time because it was part of an ongoing investigation.



**TABLE A-1**  
**UNITED STATES DISTRICT COURTS**

**CALENDAR YEAR 2004**

**REPORT BY JUDGES OF COURT-AUTHORIZED INTERCEPTS OF WIRE, ORAL, OR ELECTRONIC COMMUNICATIONS  
PURSUANT TO 18 U.S.C. 2519**

A.O. Number	Authorizing Official		Offense Specified	Intercept		Date of Application	Authorized Length		
	Judge	Attorney General <sup>1</sup>		Type <sup>2</sup>	Location <sup>3</sup>		Original Order (Days)	Num-ber of Exten-sions	Total Length (Days)
NEW YORK, SOUTHERN (CONTINUED)									
110	KAPLAN	NAHMIAS	NARCOTICS	WC	D	09/21/2004	30	-	30
111	BRIEANT	KEENEY	NARCOTICS	WC	D	09/30/2004	30	-	30
112	STEIN	NAHMIAS	NARCOTICS	WC	D	09/30/2004	30	-	30
113	STEIN	WARREN	NARCOTICS	WC	D	10/01/2004	30	-	30
114	SWEET	PARSKY	NARCOTICS	EE	O	10/22/2004	30	-	30
51*	KOELTL	WARREN	NARCOTICS	WC	D	05/23/2003	30	-	30
52*	DANIELS	KEENEY	NARCOTICS	WC	D	08/08/2003	30	-	30
53*	CHIN	KEENEY	NARCOTICS	WC	D	08/18/2003	30	-	30
54*	DANIELS	WARREN	NARCOTICS	WC	D	09/23/2003	30	-	30
55*	DUFFY	WARREN	NARCOTICS	WC	D	09/23/2003	30	-	30
56*	DUFFY	NAHMIAS	NARCOTICS	WC	D	09/23/2003	30	-	30
57*	KEENAN	WARREN	NARCOTICS	WC	D	10/01/2003	30	2	90
58*	KEENAN	NAHMIAS	NARCOTICS	WC	D	10/03/2003	30	-	30
59*	LEISURE	NIDIRY	NARCOTICS	WC	D	10/20/2003	30	1	60
60*	PRESKA	NIDIRY	NARCOTICS	WC	D	10/21/2003	30	-	30
61*	PRESKA	SWARTZ	NARCOTICS	WC	D	10/22/2003	30	-	30
62*	POLLACK	MALCOLM	NARCOTICS	WC	D	10/28/2003	30	-	30
63*	PRESKA	NIDIRY	NARCOTICS	WC	D	10/30/2003	30	-	30
64*	PRESKA	WARREN	NARCOTICS	WC	D	11/07/2003	30	-	30
65*	SPRIZZO	WARREN	NARCOTICS	WC	D	11/20/2003	30	-	30
66*	JONES	PUVALOWSKI	NARCOTICS	WC	D	11/25/2003	30	-	30
28**	OWEN	REED	SMUGGLING	WC	D	01/30/2001	30	-	30
NEW YORK, WESTERN									
1	ARCARA	KEENEY	NARCOTICS	WC	D	01/16/2004	30	1	60
2	LARIMER	RODRIGUEZ	NARCOTICS	WC	D	02/09/2004	30	1	60
3	SKRETNY	KANE	NARCOTICS	WC	D	02/11/2004	30	2	90
4	ARCARA	KENNEDY	NARCOTICS	WS,WC	H,D	03/08/2004	30	1	60
5	LARIMER	KEENEY	NARCOTICS	WC	D	03/18/2004	30	1	60
6	ELFVIN	KANE	NARCOTICS	WC	D	03/26/2004	30	-	30

<sup>1</sup> The attorney general or designee authorized the filing of the reported applications under the provisions of 18 U.S.C. 2516.

<sup>2</sup> Type: WS = Standard Telephone (Wire), WC = Cellular or Mobile Telephone (Wire), WO = Other (Wire), OM = Microphone (Oral), OO = Other (Oral), ED = Digital Pager (Electronic), EE = Computer or E-Mail (Electronic), EF = Fax Machine (Electronic), EO = Other (Electronic).

<sup>3</sup> Location: H = Personal Residence, B = Business, A = Public Area, D = Portable Device, O = Other Location, R = Roaming (Relaxed Specification Order), N = Not Specified.

TABLE A-1  
UNITED STATES DISTRICT COURTS

CALENDAR YEAR 2004

REPORT BY PROSECUTORS OF COURT-AUTHORIZED INTERCEPTS OF WIRE, ORAL, OR ELECTRONIC COMMUNICATIONS  
PURSUANT TO 18 U.S.C. 2519

A.O. Number	Number of Days in Oper- ation <sup>4</sup>	Average Inter- cepts per Day	Number of <sup>5</sup>			Costs		Number of					
			Persons Inter- cepted	Intercepts	Incrim- inating Intercepts	Total Cost in \$	Other Than Manpower in \$	Arrests	Trials	Motions to Suppress Intercepts <sup>6</sup>			Persons Convicted
										G	D	P	
NEW YORK, SOUTHERN (CONTINUED)													
110	10	4	8	41	4	4,074	1,000	-	-	-	-	-	-
111	30	202	67	6,049	1,722	54,000	-	-	-	-	-	-	-
112	12	7	11	80	21	15,478	6,523	3	-	-	-	-	-
113	5	100	4	498	76	8,524	2,000	-	-	-	-	-	-
114	30	-	4	14	14	36,777	-	-	-	-	-	-	-
51*	5	9	2	45	-	4,336	1,000	-	-	-	-	-	-
52*	30	25	20	759	300	32,371	2,750	2	-	-	-	-	-
53*	30	50	65	1,500	1,250	27,819	27,819	-	-	-	-	-	-
54*	10	63	142	631	142	5,951	1,000	1	-	-	-	-	-
55*	29	56	15	1,619	205	12,048	3,000	-	-	-	-	-	-
56*	30	1	4	20	20	19,280	2,600	-	-	-	-	-	-
57*	79	31	186	2,441	454	41,703	3,950	-	-	-	-	-	-
58*	30	63	30	1,897	178	26,690	2,750	-	-	-	-	-	-
59*	43	55	64	2,376	494	19,880	3,200	6	-	-	-	-	-
60*	30	28	31	825	205	19,430	2,750	-	-	-	-	-	-
61*	14	10	133	133	58	32,095	17,114	1	-	-	-	-	1
62*	24	218	82	5,228	522	44,078	2,750	18	-	-	-	-	-
63*	30	10	4	307	11	19,280	2,600	2	-	-	-	-	-
64*	12	10	5	120	40	9,983	9,983	-	-	-	-	-	-
65*	14	2	6	23	-	19,280	2,600	-	-	-	-	-	-
66*	30	16	20	482	200	16,553	3,800	13	-	-	-	-	-
28**	20	33	111	661	142	42,210	33,061	1	-	-	-	-	-
NEW YORK, WESTERN													
1	60	63	37	3,792	544	257,215	650	-	-	-	-	-	-
2	57	4	9	236	81	120,936	1,000	RELATED TO NO. 5					
3	90	100	498	8,986	321	63,600	30,000	RELATED TO NO. 13					
4	60	69	20	4,135	413	125,100	24,050	RELATED TO NO. 8					
5	60	47	25	2,842	414	127,954	1,000	14	-	-	-	-	-
6	22	-	2	3	1	RELATED TO NO. 11		RELATED TO NO. 13					

<sup>4</sup>NI indicates never installed. I indicates installed but never used.

<sup>5</sup>NR indicates not reported or could not be determined.

<sup>6</sup>Motions: G = Granted, D = Denied, P = Pending.

\* This wiretap was terminated during 2003, but was not reported at that time because it was part of an ongoing investigation.

\*\* This wiretap was terminated during 2002 or earlier, but was not reported at that time because it was part of an ongoing investigation.

**TABLE A-1**  
**UNITED STATES DISTRICT COURTS**

**CALENDAR YEAR 2004**

**REPORT BY JUDGES OF COURT-AUTHORIZED INTERCEPTS OF WIRE, ORAL, OR ELECTRONIC COMMUNICATIONS  
PURSUANT TO 18 U.S.C. 2519**

A.O. Number	Authorizing Official		Offense Specified	Intercept		Date of Application	Authorized Length		
	Judge	Attorney General <sup>1</sup>		Type <sup>2</sup>	Location <sup>3</sup>		Original Order (Days)	Number of Extensions	Total Length (Days)
NEW YORK, WESTERN (CONTINUED)									
7	SKRETNY	NAHMIAS	NARCOTICS	WC	D	03/30/2004	30	-	30
8	SKRETNY	KEENEY	NARCOTICS	WC	D	04/01/2004	30	1	60
9	SKRETNY	WARREN	NARCOTICS	WC	D	04/02/2004	30	1	60
10	SKRETNY	KANE	NARCOTICS	WC	D	04/12/2004	30	-	30
11	SKRETNY	KANE	NARCOTICS	WC	D	05/07/2004	30	-	30
12	ELFVIN	WARREN	NARCOTICS	WC	D	05/14/2004	30	2	90
13	SKRETNY	KANE	NARCOTICS	WC	D	05/28/2004	30	-	30
14	SKRETNY	PARSKY	NARCOTICS	WC	D	06/01/2004	30	1	60
15	SKRETNY	SWARTZ	SMUGGLING	WC	D	07/12/2004	30	1	60
16	SKRETNY	KEENEY	SMUGGLING	WC	D	08/05/2004	30	-	30
9*	LARIMER	MALCOLM	NARCOTICS	WC	D	02/06/2003	30	-	30
NORTH CAROLINA, MIDDLE									
1	TILLEY	MALCOLM	NARCOTICS	WC	D	01/08/2004	30	-	30
2	TILLEY	NAHMIAS	NARCOTICS	WC	D	02/19/2004	30	1	60
3	TILLEY	NAHMIAS	NARCOTICS	WC	D	03/12/2004	30	-	30
4	BULLOCK	GALYON	NARCOTICS	WC	D	05/07/2004	30	1	60
5	BULLOCK	GALYON	NARCOTICS	WC	D	06/14/2004	30	-	30
1*	TILLEY	MALCOLM	NARCOTICS	WC	D	08/04/2003	30	1	60
2*	TILLEY	MALCOLM	NARCOTICS	WC	D	10/17/2003	30	2	90
NORTH CAROLINA, WESTERN									
1	MULLEN	WARREN	NARCOTICS	WC	D	09/08/2004	30	1	60
OHIO, NORTHERN									
1	ECONOMUS	SERRANO	NARCOTICS	ED	D	12/11/2003	30	-	30
2	ECONOMUS	MALCOLM	NARCOTICS	WC	D	12/11/2003	30	5	180
3	O'MALLEY	MALCOLM	NARCOTICS	WS,WC	H,D	12/18/2003	30	2	90
4	NUGENT	SWARTZ	NARCOTICS	WC	D	01/16/2004	30	2	90
5	ADAMS	YANNUCCI	NARCOTICS	WC	D	02/09/2004	30	2	90
6	MANOS	MALCOLM	\$LAUNDERING	WC	D	03/10/2004	30	-	30
7	OLIVER	WARREN	\$LAUNDERING	WC	D	03/29/2004	30	1	60

<sup>1</sup> The attorney general or designee authorized the filing of the reported applications under the provisions of 18 U.S.C. 2516.

<sup>2</sup> Type: WS = Standard Telephone (Wire), WC = Cellular or Mobile Telephone (Wire), WO = Other (Wire), OM = Microphone (Oral), OO = Other (Oral), ED = Digital Pager (Electronic), EE = Computer or E-Mail (Electronic), EF = Fax Machine (Electronic), EO = Other (Electronic).

<sup>3</sup> Location: H = Personal Residence, B = Business, A = Public Area, D = Portable Device, O = Other Location, R = Roaming (Relaxed Specification Order), N = Not Specified.

TABLE A-1  
UNITED STATES DISTRICT COURTS

CALENDAR YEAR 2004

REPORT BY PROSECUTORS OF COURT-AUTHORIZED INTERCEPTS OF WIRE, ORAL, OR ELECTRONIC COMMUNICATIONS  
PURSUANT TO 18 U.S.C. 2519

A.O. Number	Number of Days in Oper- ation <sup>4</sup>	Average Inter- cepts per Day	Number of <sup>5</sup>			Costs		Number of					
			Persons Inter- cepted	Intercepts	Incrim- inating Intercepts	Total Cost in \$	Other Than Manpower in \$	Arrests	Trials	Motions to Suppress Intercepts <sup>6</sup>			Persons Convicted
										G	D	P	
NEW YORK, WESTERN (CONTINUED)													
7	30	166	74	4,986	196	83,155	4,500	-	-	-	-	-	-
8	60	69	20	4,135	413	136,320	35,270	14	-	-	-	-	-
9	60	115	60	6,883	645	35,008	3,000	RELATED TO NO. 14					
10	30	345	542	10,348	656	66,820	26,500	RELATED TO NO. 13					
11	30	5	23	158	5	3,500	3,500	RELATED TO NO. 13					
12	86	44	19	3,776	88	39,000	-	-	-	-	-	-	-
13	30	83	147	2,480	35	29,676	7,500	39	-	-	-	-	-
14	60	106	76	6,373	1,269	89,010	2,600	28	-	-	-	-	-
15	60	57	227	3,447	279	127,748	11,760	31	-	-	-	-	-
16	30	80	198	2,413	544	RELATED TO NO. 15		RELATED TO NO. 15					
9*	8	19	10	151	21	21,905	4,524	-	-	-	-	-	-
NORTH CAROLINA, MIDDLE													
1	9	66	10	590	450	14,165	4,000	-	-	-	-	-	-
2	49	9	15	431	225	58,542	3,200	-	-	-	-	-	-
3	27	15	12	392	225	11,664	1,500	RELATED TO NO. 5					
4	43	16	18	697	180	18,188	2,000	RELATED TO NO. 5					
5	23	29	30	667	230	11,659	3,000	11	-	-	-	-	-
1*	48	6	10	304	50	60,000	30,000	-	-	-	-	-	-
2*	66	27	25	1,792	650	120,000	30,000	-	-	-	-	-	-
NORTH CAROLINA, WESTERN													
1	50	65	151	3,250	554	143,053	6,253	18	-	-	-	-	-
OHIO, NORTHERN													
1	30	84	NR	2,523	2,176	1,719	250	18	-	-	-	-	3
2	61	102	230	6,239	4,026	21,068	1,100	14	-	-	-	-	-
3	86	131	562	11,264	2,171	143,430	24,897	20	-	-	-	-	5
4	88	39	78	3,469	548	26,142	395	1	-	-	-	-	-
5	90	44	166	3,961	1,411	117,292	3,575	3	-	-	-	-	-
6	2	-	-	-	-	RELATED TO NO. 9		-	-	-	-	-	-
7	59	16	121	937	920	RELATED TO NO. 9		RELATED TO NO. 9					

<sup>4</sup>NI indicates never installed. I indicates installed but never used.

<sup>5</sup>NR indicates not reported or could not be determined.

<sup>6</sup>Motions: G = Granted, D = Denied, P = Pending.

\* This wiretap was terminated during 2003, but was not reported at that time because it was part of an ongoing investigation.

\*\* This wiretap was terminated during 2002 or earlier, but was not reported at that time because it was part of an ongoing investigation.

TABLE A-1  
UNITED STATES DISTRICT COURTS

CALENDAR YEAR 2004

REPORT BY JUDGES OF COURT-AUTHORIZED INTERCEPTS OF WIRE, ORAL, OR ELECTRONIC COMMUNICATIONS  
PURSUANT TO 18 U.S.C. 2519

A.O. Number	Authorizing Official		Offense Specified	Intercept		Date of Application	Authorized Length		
	Judge	Attorney General <sup>1</sup>		Type <sup>2</sup>	Location <sup>3</sup>		Original Order (Days)	Num-ber of Exten-sions	Total Length (Days)
OHIO, NORTHERN (CONTINUED)									
8	MANOS	KEENEY	NARCOTICS	WC	D	05/05/2004	30	-	30
9	OLIVER	NAHMIAS	\$LAUNDERING	WC	D	06/02/2004	30	-	30
10	ECONOMUS	WARREN	NARCOTICS	WC	D	06/08/2004	30	-	30
11	ADAMS	WARREN	NARCOTICS	WC	D	06/28/2004	30	1	60
12	NUGENT	NAHMIAS	NARCOTICS	WC	D	07/29/2004	30	3	120
13	NUGENT	WARREN	NARCOTICS	WC	D	08/27/2004	30	1	60
11*	ECONOMUS	SERRANO	NARCOTICS	ED	D	10/15/2003	30	-	30
13**	OLIVER	WARREN	\$LAUNDERING	WS,WC	B,D	01/16/2002	30	4	150
14**	OLIVER	MALCOLM	\$LAUNDERING	OM	B	03/25/2002	30	1	60
OHIO, SOUTHERN									
1	SPIEGEL	NAHMIAS	NARCOTICS	WC	D	03/29/2004	30	1	60
2	FROST	KEENEY	NARCOTICS	WC	D	06/11/2004	30	2	90
3	FROST	KEENEY	NARCOTICS	WC	D	07/09/2004	30	1	60
4	DLOTT	NAHMIAS	NARCOTICS	WC	D	08/06/2004	30	1	60
OKLAHOMA, WESTERN									
1	HEATON	WARREN	RACKETEERING	WC	D	11/25/2003	30	1	60
OREGON									
1	MOSMAN	KEENEY	NARCOTICS	WC	D	09/01/2004	30	-	30
PENNSYLVANIA, EASTERN									
1	SURRICK	NAHMIAS	NARCOTICS	WC	D	03/17/2004	30	2	90
2	DALZEL	SWARTZ	NARCOTICS	WC	D	04/15/2004	30	-	30
9*	JOYNER	MALCOLM	NARCOTICS	WC	D	09/29/2003	30	-	30
PENNSYLVANIA, MIDDLE									
1	MUNLEY	KEENEY	NARCOTICS	WC	D	01/20/2004	30	-	30
PUERTO RICO									
1	CASELLAS	NAHMIAS	NARCOTICS	WC	D	03/15/2004	30	-	30
2	FUSTE	KEENEY	NARCOTICS	WC	D	04/07/2004	30	-	30
3	DOMINGUEZ	KEENEY	NARCOTICS	EE	B	05/28/2004	30	-	30
4	CEREZO	KEENEY	\$LAUNDERING	WC	D	08/12/2004	30	-	30
5	DOMINGUEZ	KEENEY	NARCOTICS	OM	O	08/14/2004	30	-	30

<sup>1</sup> The attorney general or designee authorized the filing of the reported applications under the provisions of 18 U.S.C. 2516.

<sup>2</sup> Type: WS = Standard Telephone (Wire), WC = Cellular or Mobile Telephone (Wire), WO = Other (Wire), OM = Microphone (Oral), OO = Other (Oral), ED = Digital Pager (Electronic), EE = Computer or E-Mail (Electronic), EF = Fax Machine (Electronic), EO = Other (Electronic).

<sup>3</sup> Location: H = Personal Residence, B = Business, A = Public Area, D = Portable Device, O = Other Location, R = Roving (Relaxed Specification Order), N = Not Specified.

TABLE A-1  
UNITED STATES DISTRICT COURTS

CALENDAR YEAR 2004

REPORT BY PROSECUTORS OF COURT-AUTHORIZED INTERCEPTS OF WIRE, ORAL, OR ELECTRONIC COMMUNICATIONS  
PURSUANT TO 18 U.S.C. 2519

A.O. Number	Number of Days in Oper- ation <sup>4</sup>	Average Inter- cepts per Day	Number of <sup>5</sup>			Costs		Number of						
			Persons Inter- cepted	Intercepts	Incrim- inating Intercepts	Total Cost in \$	Other Than Manpower in \$	Arrests	Trials	Motions to Suppress Intercepts <sup>6</sup>			Persons Conv- icted	
										G	D	P		
OHIO, NORTHERN (CONTINUED)														
8	15	13	21	189	71	10,889	3,225	19	-	-	-	-	-	
9	30	15	94	448	419	68,500	3,500	1	-	-	-	-	-	
10	15	-	2	1	-	17,594	608	-	-	-	-	-	-	
11	60	69	108	4,127	2,256	68,325	2,050	-	-	-	-	-	-	
12	106	11	158	1,116	975	168,664	11,500	-	-	-	-	-	-	
13	60	7	123	433	200	RELATED TO NO. 12		-	-	-	-	-	-	
11*	29	112	NR	3,235	2,745	RELATED TO NO. 1		-	-	-	-	-	-	
13**	30	152	295	4,569	417	76,046	1,500	-	-	-	-	-	-	
14**	50	1	6	30	10	RELATED TO NO. 13**		-	-	-	-	-	-	
OHIO, SOUTHERN														
1	55	138	232	7,571	839	136,013	8,000	23	-	-	-	-	-	
2	77	126	857	9,716	2,958	365,891	7,700	15	-	-	-	-	-	
3	49	71	400	3,458	583	170,395	3,500	7	-	-	-	-	-	
4	59	103	1,108	6,064	2,452	199,266	10,050	28	-	-	-	-	-	
OKLAHOMA, WESTERN														
1	59	162	170	9,549	1,267	309,068	-	9	-	-	-	-	5	
OREGON														
1	22	94	124	2,075	881	35,884	4,550	10	-	-	-	-	-	
PENNSYLVANIA, EASTERN														
1	88	20	121	1,732	832	2,040,720	6,000	9	-	-	-	-	5	
2	28	31	98	867	52	53,230	2,500	1	-	-	-	-	-	
9*	18	52	65	933	171	57,190	4,850	-	-	-	-	-	-	
PENNSYLVANIA, MIDDLE														
1	23	92	55	2,110	460	45,700	6,600	21	-	-	-	-	-	
PUERTO RICO														
1	30	1	7	41	22	90,882	5,500	-	-	-	-	-	-	
2	1	-	-	-	-	22,827	9,983	-	-	-	-	-	-	
3	25	1	6	24	5	200	200	17	-	-	-	-	-	
4	30	64	15	1,933	143	1,500	1,500	-	-	-	-	-	-	
5	2	1	3	2	1	10,945	25	-	-	-	-	-	-	

<sup>4</sup>NI indicates never installed. I indicates installed but never used.

<sup>5</sup>NR indicates not reported or could not be determined.

<sup>6</sup>Motions: G = Granted, D = Denied, P = Pending.

\* This wiretap was terminated during 2003, but was not reported at that time because it was part of an ongoing investigation.

\*\* This wiretap was terminated during 2002 or earlier, but was not reported at that time because it was part of an ongoing investigation.

**TABLE A-1**  
**UNITED STATES DISTRICT COURTS**

**CALENDAR YEAR 2004**

**REPORT BY JUDGES OF COURT-AUTHORIZED INTERCEPTS OF WIRE, ORAL, OR ELECTRONIC COMMUNICATIONS  
PURSUANT TO 18 U.S.C. 2519**

A.O. Number	Authorizing Official		Offense Specified	Intercept		Date of Application	Authorized Length		
	Judge	Attorney General <sup>1</sup>		Type <sup>2</sup>	Location <sup>3</sup>		Original Order (Days)	Num-ber of Exten-sions	Total Length (Days)
PUERTO RICO (CONTINUED)									
6	FUSTE	KEENEY	NARCOTICS	WC	D	11/10/2004	30	-	30
7	DOMINGUEZ	KEENEY	NARCOTICS	WC	D	11/23/2004	30	-	30
RHODE ISLAND									
4*	TORRES	MALCOLM	NARCOTICS	WC	D	09/05/2003	30	-	30
5*	TORRES	KEENEY	NARCOTICS	WC	D	09/12/2003	30	1	60
6*	LISI	KEENEY	NARCOTICS	WC	D	09/30/2003	30	-	30
7*	TORRES	ROGERS	NARCOTICS	WC	D	11/03/2003	30	-	30
TENNESSEE, EASTERN									
1	PHILLIPS	KEENEY	NARCOTICS	WC	D	03/29/2004	30	1	60
2	PHILLIPS	NAHMIAS	NARCOTICS	WC	D	09/15/2004	30	-	30
3	PHILLIPS	NAHMIAS	NARCOTICS	WC	D	09/15/2004	30	-	30
4	EDGAR	KEENEY	RACKETEERING	EE	H	09/24/2004	30	1	60
5	PHILLIPS	PARSKY	NARCOTICS	WC	D	10/25/2004	30	-	30
6	PHILLIPS	PARSKY	NARCOTICS	WC	D	10/25/2004	30	-	30
TENNESSEE, MIDDLE									
1*	ECHOLS	GERSTEIN	NARCOTICS	WC	D	11/14/2003	30	-	30
TEXAS, EASTERN									
1	BROWN	KEENEY	NARCOTICS	WC	D	08/17/2004	30	-	30
2	BROWN	KEENEY	NARCOTICS	WC	D	08/18/2004	30	1	60
TEXAS, NORTHERN									
1	BUCHMEYER	MALCOLM	NARCOTICS	WC	D	11/14/2003	30	1	60
2	SANDERS	SWARTZ	NARCOTICS	WC	D	02/17/2004	30	-	30
3	MCBRYDE	WARREN	NARCOTICS	WC	D	03/08/2004	30	1	60
4	FITZWATER	NAHMIAS	NARCOTICS	WS	H	03/22/2004	30	1	60
5	BUCHMEYER	KEENEY	FRAUD	EE	N	04/01/2004	30	1	60
6	BUCHMEYER	WARREN	NARCOTICS	WC	D	04/01/2004	30	-	30
7	MCBRYDE	KEENEY	NARCOTICS	WC	D	04/16/2004	30	1	60
8	SOLIS	WARREN	NARCOTICS	WC	D	05/11/2004	30	1	60
9	SOLIS	SWARTZ	NARCOTICS	WC	D	06/29/2004	30	1	60
14*	KINKEADE	KEENEY	NARCOTICS	WC	D	08/11/2003	30	-	30

<sup>1</sup> The attorney general or designee authorized the filing of the reported applications under the provisions of 18 U.S.C. 2516.

<sup>2</sup> Type: WS = Standard Telephone (Wire), WC = Cellular or Mobile Telephone (Wire), WO = Other (Wire), OM = Microphone (Oral), OO = Other (Oral), ED = Digital Pager (Electronic), EE = Computer or E-Mail (Electronic), EF = Fax Machine (Electronic), EO = Other (Electronic).

<sup>3</sup> Location: H = Personal Residence, B = Business, A = Public Area, D = Portable Device, O = Other Location, R = Roaming (Relaxed Specification Order), N = Not Specified.

TABLE A-1  
UNITED STATES DISTRICT COURTS

CALENDAR YEAR 2004

REPORT BY PROSECUTORS OF COURT-AUTHORIZED INTERCEPTS OF WIRE, ORAL, OR ELECTRONIC COMMUNICATIONS  
PURSUANT TO 18 U.S.C. 2519

A.O. Number	Number of Days in Oper- ation <sup>4</sup>	Average Inter- cepts per Day	Number of <sup>5</sup>			Costs		Number of					
			Persons Inter- cepted	Intercepts	Incrim- inating Intercepts	Total Cost in \$	Other Than Manpower in \$	Arrests	Trials	Motions to Suppress Intercepts <sup>6</sup>			Persons Con- victed
										G	D	P	
PUERTO RICO (CONTINUED)													
6	29	30	4	883	43	15,771	2,800	-	-	-	-	-	-
7	30	44	15	1,319	174	26,752	650	-	-	-	-	-	-
RHODE ISLAND													
4*	30	86	286	2,589	962	-	-	-	-	-	-	-	-
5*	60	11	33	658	165	-	-	-	-	-	-	-	-
6*	7	44	24	309	87	-	-	-	-	-	-	-	-
7*	12	87	55	1,047	134	-	-	-	-	-	-	-	-
TENNESSEE, EASTERN													
1	60	69	200	4,164	309	37,525	1,045	-	-	-	-	-	-
2	NI	-	-	-	-	-	-	-	-	-	-	-	-
3	22	261	231	5,744	1,445	42,338	3,000	-	-	-	-	-	-
4	60	12	7	696	456	23,285	50	-	-	-	-	-	-
5	NI	-	-	-	-	-	-	-	-	-	-	-	-
6	30	6	29	187	100	42,360	3,000	-	-	-	-	-	-
TENNESSEE, MIDDLE													
1*	14	108	26	1,517	135	27,431	11,000	1	-	-	-	-	-
TEXAS, EASTERN													
1	NI	-	-	-	-	-	-	-	-	-	-	-	-
2	30	179	91	5,357	665	122,899	10,000	-	-	-	-	-	-
TEXAS, NORTHERN													
1	60	74	218	4,440	757	55,181	3,345	-	-	-	-	-	-
2	29	70	614	2,033	82	35,676	6,100	-	-	-	-	-	-
3	47	90	311	4,224	422	119,426	3,000	RELATED TO NO. 7					
4	45	80	9	3,582	303	51,645	2,500	4	-	-	-	-	-
5	60	24	640	1,433	1,433	130,980	-	-	-	-	-	-	-
6	30	32	85	971	280	38,235	5,000	RELATED TO NO. 8					
7	40	22	46	886	294	94,707	3,000	11	-	-	-	-	-
8	60	118	519	7,087	2,720	89,195	5,000	14	-	-	-	-	-
9	60	71	362	4,243	1,352	49,313	5,000	-	-	-	-	-	-
14*	30	47	88	1,416	396	57,596	2,055	-	-	-	-	-	-

<sup>4</sup>NI indicates never installed. I indicates installed but never used.

<sup>5</sup>NR indicates not reported or could not be determined.

<sup>6</sup>Motions: G = Granted, D = Denied, P = Pending.

\* This wiretap was terminated during 2003, but was not reported at that time because it was part of an ongoing investigation.

\*\* This wiretap was terminated during 2002 or earlier, but was not reported at that time because it was part of an ongoing investigation.



**TABLE A-1**  
**UNITED STATES DISTRICT COURTS**

**CALENDAR YEAR 2004**

**REPORT BY JUDGES OF COURT-AUTHORIZED INTERCEPTS OF WIRE, ORAL, OR ELECTRONIC COMMUNICATIONS  
PURSUANT TO 18 U.S.C. 2519**

A.O. Number	Authorizing Official		Offense Specified	Intercept		Date of Application	Authorized Length		
	Judge	Attorney General <sup>1</sup>		Type <sup>2</sup>	Location <sup>3</sup>		Original Order (Days)	Num-ber of Exten-sions	Total Length (Days)
TEXAS, NORTHERN (CONTINUED)									
15*	MEANS	WARREN	NARCOTICS	WC	D	11/25/2003	30	-	30
8**	LYNN	MALCOLM	\$LAUNDERING	WS,WC	H,D	11/06/2001	30	2	90
9**	LYNN	KEENEY	\$LAUNDERING	WS	H	01/24/2002	30	1	60
10**	LYNN	WARREN	\$LAUNDERING	WS,WC	H,D	02/21/2002	30	1	60
TEXAS, SOUTHERN									
1	KAZEN	MALCOLM	NARCOTICS	WC	D	10/18/2003	30	2	90
2	LAKE	KEENEY	NARCOTICS	WC	D	10/31/2003	30	2	90
3	GILMORE	SWARTZ	NARCOTICS	WC	D	12/08/2003	30	-	30
4	GILMORE	MALCOLM	NARCOTICS	WC	D	12/10/2003	30	2	90
5	GILMORE	KEENEY	NARCOTICS	WC	D	12/18/2003	30	1	60
6	TAGLE	WARREN	NARCOTICS	WC	D	01/13/2004	30	1	60
7	TAGLE	KEENEY	NARCOTICS	WC	D	01/13/2004	30	1	60
8	HINOJOSA	SCHNEIDER	NARCOTICS	WC	D	01/29/2004	30	-	30
9	ATLAS	WARREN	NARCOTICS	WS,WC	B,D	02/02/2004	30	-	30
10	HUGHES	MALCOLM	NARCOTICS	WS,WC	H,D	02/11/2004	30	1	60
11	CRANE	WARREN	NARCOTICS	WC	D	02/13/2004	30	1	60
12	HUGHES	MALCOLM	NARCOTICS	WC	D	02/24/2004	30	1	60
13	HINOJOSA	WARREN	NARCOTICS	WC	D	02/25/2004	30	1	60
14	CRANE	NAHMIAS	RACKETEERING	WC	D	02/26/2004	30	3	120
15	JACK	GALVAN	NARCOTICS	WC	D	03/19/2004	30	-	30
16	HOYT	NAHMIAS	NARCOTICS	WC	D	03/22/2004	30	-	30
17	HITTNER	SWARTZ	NARCOTICS	WC	D	03/23/2004	30	-	30
18	HUGHES	NAHMIAS	NARCOTICS	WC	D	03/25/2004	30	3	120
19	CRANE	KEENEY	RACKETEERING	WC	D	03/25/2004	30	2	90
20	CRANE	WARREN	NARCOTICS	WC	D	03/31/2004	30	-	30
21	TAGLE	NAHMIAS	NARCOTICS	WC	D	04/05/2004	30	-	30
22	HOYT	NAHMIAS	NARCOTICS	WC	D	04/29/2004	30	-	30
23	TAGLE	KEENEY	NARCOTICS	WC	D	05/04/2004	30	-	30
24	LAKE	KEENEY	NARCOTICS	WC	D	05/19/2004	30	2	90
25	LAKE	SWARTZ	NARCOTICS	WC	D	05/21/2004	30	3	120

<sup>1</sup> The attorney general or designee authorized the filing of the reported applications under the provisions of 18 U.S.C. 2516.

<sup>2</sup> Type: WS = Standard Telephone (Wire), WC = Cellular or Mobile Telephone (Wire), WO = Other (Wire), OM = Microphone (Oral), OO = Other (Oral), ED = Digital Pager (Electronic), EE = Computer or E-Mail (Electronic), EF = Fax Machine (Electronic), EO = Other (Electronic).

<sup>3</sup> Location: H = Personal Residence, B = Business, A = Public Area, D = Portable Device, O = Other Location, R = Roaming (Relaxed Specification Order), N = Not Specified.

TABLE A-1  
UNITED STATES DISTRICT COURTS

CALENDAR YEAR 2004

REPORT BY PROSECUTORS OF COURT-AUTHORIZED INTERCEPTS OF WIRE, ORAL, OR ELECTRONIC COMMUNICATIONS  
PURSUANT TO 18 U.S.C. 2519

A.O. Number	Number of Days in Operation <sup>4</sup>	Average Intercepts per Day	Number of <sup>5</sup>			Costs		Number of					
			Persons Intercepted	Intercepts	Incriminating Intercepts	Total Cost in \$	Other Than Manpower in \$	Arrests	Trials	Motions to Suppress Intercepts <sup>6</sup>			Persons Convicted
										G	D	P	
TEXAS, NORTHERN (CONTINUED)													
15*	29	64	141	1,859	268	91,256	3,000	RELATED TO NO. 7					
8**	67	141	346	9,469	4,222	RELATED TO NO. 10**		-	-	-	-	-	-
9**	60	80	421	4,801	372	RELATED TO NO. 10**		-	-	-	-	-	-
10**	59	131	320	7,748	1,983	620,647	17,550	-	-	-	-	-	-
TEXAS, SOUTHERN													
1	90	221	203	19,859	2,984	360,788	13,500	-	-	-	-	-	-
2	67	38	13	2,542	455	133,837	13,000	RELATED TO NO. 5					
3	30	12	26	372	110	27,807	3,500	RELATED TO NO. 9					
4	77	32	517	2,435	191	78,640	5,871	-	-	-	-	-	-
5	26	35	10	918	119	51,481	4,500	3	-	-	-	-	1
6	54	143	240	7,722	1,578	219,408	40,000	-	-	-	-	-	-
7	48	48	70	2,327	300	78,256	78,256	-	-	-	-	-	-
8	9	22	26	200	35	16,811	2,612	-	-	-	-	-	-
9	30	115	281	3,438	361	49,974	14,000	7	-	-	-	-	-
10	60	243	86	14,595	614	134,909	4,000	-	-	-	-	-	-
11	57	220	56	12,516	558	99,620	6,800	-	-	-	-	-	-
12	38	112	214	4,270	184	335,217	18,748	-	-	-	-	-	-
13	60	42	37	2,507	35	71,394	9,128	3	-	-	-	-	-
14	120	194	119	23,311	4,595	210,554	1,236	-	-	-	-	-	-
15	30	214	215	6,405	59	55,998	2,000	14	-	-	-	-	-
16	30	13	28	403	28	RELATED TO NO. 12		-	-	-	-	-	-
17	30	49	21	1,480	284	31,225	3,500	-	-	-	-	-	-
18	113	129	439	14,531	393	RELATED TO NO. 12		-	-	-	-	-	-
19	90	187	317	16,812	4,635	197,216	1,938	37	1	-	-	-	1
20	11	-	1	4	3	17,601	1,900	-	-	-	-	-	-
21	30	51	70	1,516	194	49,631	13,047	-	-	-	-	-	-
22	30	7	11	200	91	425,000	25,000	-	-	-	-	-	-
23	30	157	71	4,707	1,096	335,642	7,000	-	-	-	-	-	-
24	87	62	200	5,363	520	RELATED TO NO. 12		-	-	-	-	-	-
25	82	11	49	900	546	RELATED TO NO. 22		-	-	-	-	-	-

<sup>4</sup>NI indicates never installed. I indicates installed but never used.

<sup>5</sup>NR indicates not reported or could not be determined.

<sup>6</sup>Motions: G = Granted, D = Denied, P = Pending.

\* This wiretap was terminated during 2003, but was not reported at that time because it was part of an ongoing investigation.

\*\* This wiretap was terminated during 2002 or earlier, but was not reported at that time because it was part of an ongoing investigation.

**TABLE A-1**  
**UNITED STATES DISTRICT COURTS**

**CALENDAR YEAR 2004**

**REPORT BY JUDGES OF COURT-AUTHORIZED INTERCEPTS OF WIRE, ORAL, OR ELECTRONIC COMMUNICATIONS  
PURSUANT TO 18 U.S.C. 2519**

A.O. Number	Authorizing Official		Offense Specified	Intercept		Date of Application	Authorized Length		
	Judge	Attorney General <sup>1</sup>		Type <sup>2</sup>	Location <sup>3</sup>		Original Order (Days)	Number of Extensions	Total Length (Days)
TEXAS, SOUTHERN (CONTINUED)									
26	LAKE	SWARTZ	NARCOTICS	WC	D	05/24/2004	30	-	30
27	LAKE	SWARTZ	NARCOTICS	WC	D	05/26/2004	30	-	30
28	LAKE	KEENEY	NARCOTICS	WC	D	05/27/2004	30	1	60
29	CRANE	SWARTZ	NARCOTICS	WC	D	06/08/2004	30	-	30
30	CRANE	WARREN	BRIBERY	WC	D	06/10/2004	30	-	30
31	LAKE	NAHMIAS	NARCOTICS	WC	D	06/15/2004	30	2	90
32	LAKE	NAHMIAS	NARCOTICS	WC	D	06/15/2004	30	-	30
33	WERLEIN	KEENEY	CONSPIRACY	WC	D	07/01/2004	30	1	60
34	HUGHES	SWARTZ	NARCOTICS	WC	D	07/02/2004	30	-	30
35	LAKE	KEENEY	NARCOTICS	WC	D	07/12/2004	30	-	30
36	HANEN	WARREN	NARCOTICS	WC	D	07/16/2004	30	-	30
37	HINOJOSA	SWARTZ	\$LAUNDERING	WC	D	07/23/2004	30	1	60
38	LAKE	KEENEY	NARCOTICS	WC	D	08/10/2004	30	-	30
39	TAGLE	SWARTZ	NARCOTICS	WC	D	08/11/2004	30	-	30
40	GILMORE	KEENEY	NARCOTICS	WC	D	09/29/2004	30	1	60
41	CRANE	PARSKY	NARCOTICS	WC	D	09/29/2004	30	-	30
42	TAGLE	NAHMIAS	NARCOTICS	WC	D	10/04/2004	30	1	60
43	ATLAS	KEENEY	NARCOTICS	WC	D	10/29/2004	30	-	30
44	ATLAS	KEENEY	NARCOTICS	WC	D	11/23/2004	30	-	30
18*	HINOJOSA	KEENEY	NARCOTICS	WC	D	03/07/2003	30	-	30
19*	HINOJOSA	MALCOLM	NARCOTICS	WC	D	03/17/2003	30	-	30
20*	HUGHES	FISHER	NARCOTICS	WC	D	07/25/2003	30	-	30
TEXAS, WESTERN									
1	GARCIA	MALCOLM	MURDER	WS	H	12/11/2003	30	-	30
2	CARDONE	KEENEY	NARCOTICS	WC	D	12/17/2003	30	-	30
3	CARDONE	MALCOLM	NARCOTICS	WC	D	01/09/2004	30	1	60
4	CARDONE	SWARTZ	NARCOTICS	WC	D	01/14/2004	30	-	30
5	CARDONE	MALCOLM	NARCOTICS	WC	D	01/16/2004	30	-	30
6	MONTALVO	KEENEY	NARCOTICS	WC	D	01/23/2004	30	-	30
7	CARDONE	MALCOLM	NARCOTICS	WC	D	02/06/2004	30	1	60

<sup>1</sup> The attorney general or designee authorized the filing of the reported applications under the provisions of 18 U.S.C. 2516.

<sup>2</sup> Type: WS = Standard Telephone (Wire), WC = Cellular or Mobile Telephone (Wire), WO = Other (Wire), OM = Microphone (Oral), OO = Other (Oral), ED = Digital Pager (Electronic), EE = Computer or E-Mail (Electronic), EF = Fax Machine (Electronic), EO = Other (Electronic).

<sup>3</sup> Location: H = Personal Residence, B = Business, A = Public Area, D = Portable Device, O = Other Location, R = Roaming (Relaxed Specification Order), N = Not Specified.

TABLE A-1  
UNITED STATES DISTRICT COURTS

CALENDAR YEAR 2004

REPORT BY PROSECUTORS OF COURT-AUTHORIZED INTERCEPTS OF WIRE, ORAL, OR ELECTRONIC COMMUNICATIONS  
PURSUANT TO 18 U.S.C. 2519

A.O. Number	Number of Days in Oper- ation <sup>4</sup>	Average Inter- cepts per Day	Number of <sup>5</sup>			Costs		Number of					
			Persons Inter- cepted	Intercepts	Incrim- inating Intercepts	Total Cost in \$	Other Than Manpower in \$	Arrests	Trials	Motions to Suppress Intercepts <sup>6</sup>			Persons Convicted
										G	D	P	
TEXAS, SOUTHERN (CONTINUED)													
26	24	22	9	533	49	20,651	3,500	-	-	-	-	-	-
27	30	103	318	3,088	779	34,710	3,750	-	-	-	-	-	-
28	60	87	100	5,196	503	63,443	33,443	1	-	-	-	-	-
29	30	25	19	750	244	83,162	3,340	-	-	-	-	-	-
30	30	59	38	1,761	230	62,845	1,983	12	-	-	-	-	-
31	86	49	302	4,250	1,171	RELATED TO NO. 22		-	-	-	-	-	-
32	17	33	17	553	22	RELATED TO NO. 22		-	-	-	-	-	-
33	58	218	85	12,656	386	174,297	4,800	50	-	-	-	-	-
34	15	72	103	1,075	88	36,460	5,500	-	-	-	-	-	-
35	10	34	45	339	10	RELATED TO NO. 22		-	-	-	-	-	-
36	30	60	18	1,808	81	27,061	27,061	-	-	-	-	-	-
37	60	99	45	5,913	937	56,752	4,595	-	-	-	-	-	-
38	6	-	-	-	-	RELATED TO NO. 22		-	-	-	-	-	-
39	30	56	75	1,692	539	44,910	42,317	-	-	-	-	-	-
40	41	51	12	2,088	333	RELATED TO NO. 22		-	-	-	-	-	-
41	30	51	102	1,519	226	99,657	56,186	-	-	-	-	-	-
42	40	84	166	3,344	242	78,189	5,000	-	-	-	-	-	-
43	15	167	29	2,506	85	39,301	3,000	-	-	-	-	-	-
44	24	13	17	319	65	44,334	3,000	-	-	-	-	-	-
18*	21	5	9	104	1	49,945	4,500	-	-	-	-	-	-
19*	30	11	38	333	140	49,945	4,500	-	-	-	-	-	-
20*	30	125	17	3,750	120	27,796	-	2	-	-	-	-	-
TEXAS, WESTERN													
1	30	59	89	1,770	91	46,971	1,243	1	-	-	-	-	-
2	30	-	-	-	-	45,000	3,000	-	-	-	-	-	-
3	58	18	78	1,072	244	79,340	3,500	-	-	-	-	-	-
4	20	35	17	709	36	15,784	1,200	2	-	-	-	-	-
5	30	18	57	555	3	36,040	2,200	-	-	-	-	-	-
6	21	74	19	1,560	291	20,089	400	4	-	-	-	-	-
7	35	84	88	2,926	1,187	76,220	3,500	-	-	-	-	-	-

<sup>4</sup>NI indicates never installed. I indicates installed but never used.

<sup>5</sup>NR indicates not reported or could not be determined.

<sup>6</sup>Motions: G = Granted, D = Denied, P = Pending.

\* This wiretap was terminated during 2003, but was not reported at that time because it was part of an ongoing investigation.

\*\* This wiretap was terminated during 2002 or earlier, but was not reported at that time because it was part of an ongoing investigation.

**TABLE A-1**  
**UNITED STATES DISTRICT COURTS**

**CALENDAR YEAR 2004**

**REPORT BY JUDGES OF COURT-AUTHORIZED INTERCEPTS OF WIRE, ORAL, OR ELECTRONIC COMMUNICATIONS  
PURSUANT TO 18 U.S.C. 2519**

A.O. Number	Authorizing Official		Offense Specified	Intercept		Date of Application	Authorized Length		
	Judge	Attorney General <sup>1</sup>		Type <sup>2</sup>	Location <sup>3</sup>		Original Order (Days)	Num-ber of Exten-sions	Total Length (Days)
TEXAS, WESTERN (CONTINUED)									
8	CARDONE	WARREN	NARCOTICS	WC	D	02/27/2004	30	3	120
9	MONTALVO	KEENEY	NARCOTICS	WC	D	03/03/2004	30	1	60
10	BIERY	NAHMIAS	NARCOTICS	WC	D	03/26/2004	30	1	60
11	MONTALVO	KEENEY	NARCOTICS	WC	D	04/08/2004	30	-	30
12	CARDONE	SWARTZ	NARCOTICS	WC	D	04/12/2004	30	2	90
13	BRIONES	KEENEY	NARCOTICS	WC	D	04/12/2004	30	-	30
14	CARDONE	WARREN	NARCOTICS	WC	D	04/16/2004	30	1	60
15	BRIONES	WARREN	NARCOTICS	WC	D	04/16/2004	30	-	30
16	BIERY	NAHMIAS	NARCOTICS	WC	D	04/30/2004	30	-	30
17	RODRIGUEZ	NAHMIAS	NARCOTICS	WC	D	05/17/2004	30	-	30
18	MARTINEZ	KEENEY	NARCOTICS	WC	D	06/03/2004	30	-	30
19	RODRIGUEZ	WARREN	NARCOTICS	WC	D	06/08/2004	30	-	30
20	RODRIGUEZ	WARREN	FRAUD	OM	B	06/11/2004	30	-	30
21	RODRIGUEZ	WARREN	MURDER	WC	D	06/17/2004	30	1	60
22	MARTINEZ	KEENEY	NARCOTICS	WC	D	06/18/2004	30	-	30
23	MARTINEZ	KEENEY	NARCOTICS	WC	D	06/18/2004	30	-	30
24	RODRIGUEZ	PARSKY	NARCOTICS	WC	D	06/25/2004	30	-	30
25	CARDONE	KEENEY	NARCOTICS	WC	D	07/12/2004	30	-	30
26	JUNELL	PARSKY	NARCOTICS	WC	D	07/14/2004	30	2	90
27	CARDONE	WARREN	NARCOTICS	WC	D	07/20/2004	30	-	30
28	MARTINEZ	KEENEY	NARCOTICS	WC	D	07/23/2004	30	-	30
29	MONTALVO	WARREN	BRIBERY	WC	D	08/02/2004	30	1	60
30	MONTALVO	SWARTZ	NARCOTICS	WC	D	08/03/2004	30	1	60
31	YEAKEL	KEENEY	NARCOTICS	WC	D	08/16/2004	30	1	60
32	MONTALVO	WARREN	BRIBERY	WC	D	08/20/2004	30	1	60
33	MONTALVO	KEENEY	NARCOTICS	WC	D	09/02/2004	30	1	60
34	MARTINEZ	NAHMIAS	NARCOTICS	WC	D	09/09/2004	30	1	60
35	JUNELL	WARREN	NARCOTICS	WC	D	09/13/2004	30	-	30
36	MONTALVO	NAHMIAS	BRIBERY	WS	H	09/15/2004	30	-	30
37	MARTINEZ	KEENEY	NARCOTICS	WC	D	09/29/2004	30	-	30

<sup>1</sup> The attorney general or designee authorized the filing of the reported applications under the provisions of 18 U.S.C. 2516.

<sup>2</sup> Type: WS = Standard Telephone (Wire), WC = Cellular or Mobile Telephone (Wire), WO = Other (Wire), OM = Microphone (Oral), OO = Other (Oral), ED = Digital Pager (Electronic), EE = Computer or E-Mail (Electronic), EF = Fax Machine (Electronic), EO = Other (Electronic).

<sup>3</sup> Location: H = Personal Residence, B = Business, A = Public Area, D = Portable Device, O = Other Location, R = Roaming (Relaxed Specification Order), N = Not Specified.

TABLE A-1  
UNITED STATES DISTRICT COURTS

CALENDAR YEAR 2004

REPORT BY PROSECUTORS OF COURT-AUTHORIZED INTERCEPTS OF WIRE, ORAL, OR ELECTRONIC COMMUNICATIONS  
PURSUANT TO 18 U.S.C. 2519

A.O. Number	Number of Days in Oper- ation <sup>4</sup>	Average Inter- cepts per Day	Number of <sup>5</sup>			Costs		Number of					
			Persons Inter- cepted	Intercepts	Incrim- inating Intercepts	Total Cost in \$	Other Than Manpower in \$	Arrests	Trials	Motions to Suppress Intercepts <sup>6</sup>			Persons Con- victed
										G	D	P	
TEXAS, WESTERN (CONTINUED)													
8	120	195	68	23,385	1,466	135,540	4,500	-	-	-	-	-	-
9	60	164	46	9,840	912	49,853	6,000	4	-	-	-	-	-
10	57	52	125	2,979	716	166,500	2,500	RELATED TO NO. 16					
11	26	155	12	4,021	373	17,597	3,000	4	-	-	-	-	-
12	89	153	152	13,602	1,503	64,940	3,500	-	-	-	-	-	-
13	22	57	8	1,256	80	67,766	3,500	3	-	-	-	-	2
14	60	15	25	915	136	58,700	3,500	23	-	-	-	-	-
15	30	95	23	2,849	209	16,320	-	-	-	-	-	-	-
16	25	51	14	1,286	257	82,000	-	16	-	-	-	-	-
17	23	60	129	1,377	250	RELATED TO NO. 19		RELATED TO NO. 19					
18	12	3	6	31	16	9,371	400	-	-	-	-	-	-
19	24	105	127	2,524	288	200,858	17,810	12	-	-	-	-	-
20	30	11	13	332	16	55,080	4,220	-	-	-	-	-	-
21	56	29	17	1,603	151	52,813	3,136	2	-	-	-	-	-
22	26	-	2	4	3	22,438	3,000	-	-	-	-	-	-
23	30	1	7	31	7	25,428	3,000	-	-	-	-	-	-
24	20	7	20	135	29	84,354	33,250	-	-	-	-	-	-
25	30	1	7	33	28	25,577	3,100	-	-	-	-	-	-
26	78	112	261	8,721	1,159	152,054	3,500	-	-	-	-	-	-
27	30	21	44	617	112	32,720	2,000	-	-	-	-	-	-
28	30	-	-	-	-	14,760	6,000	-	-	-	-	-	-
29	60	87	359	5,245	1,457	79,410	1,650	270	-	-	-	-	-
30	60	220	58	13,211	624	45,897	1,375	-	-	-	-	-	-
31	60	63	176	3,794	1,148	63,948	2,489	-	-	-	-	-	-
32	60	109	518	6,523	1,630	RELATED TO NO. 29		RELATED TO NO. 29					
33	42	28	43	1,186	97	32,489	925	-	-	-	-	-	-
34	60	45	40	2,705	201	53,604	3,500	1	-	-	-	-	-
35	7	37	28	256	31	25,409	1,500	-	-	-	-	-	-
36	30	25	65	750	23	39,130	250	RELATED TO NO. 29					
37	30	12	18	354	20	25,646	3,100	-	-	-	-	-	-

<sup>4</sup>NI indicates never installed. I indicates installed but never used.

<sup>5</sup>NR indicates not reported or could not be determined.

<sup>6</sup>Motions: G = Granted, D = Denied, P = Pending.

\* This wiretap was terminated during 2003, but was not reported at that time because it was part of an ongoing investigation.

\*\* This wiretap was terminated during 2002 or earlier, but was not reported at that time because it was part of an ongoing investigation.

TABLE A-1  
UNITED STATES DISTRICT COURTS

CALENDAR YEAR 2004

REPORT BY JUDGES OF COURT-AUTHORIZED INTERCEPTS OF WIRE, ORAL, OR ELECTRONIC COMMUNICATIONS  
PURSUANT TO 18 U.S.C. 2519

A.O. Number	Authorizing Official		Offense Specified	Intercept		Date of Application	Authorized Length		
	Judge	Attorney General <sup>1</sup>		Type <sup>2</sup>	Location <sup>3</sup>		Original Order (Days)	Number of Extensions	Total Length (Days)
TEXAS, WESTERN (CONTINUED)									
38	MARTINEZ	NAHMIAS	NARCOTICS	WC	D	10/04/2004	30	-	30
15*	BIERY	MALCOLM	NARCOTICS	WC	D	09/25/2003	30	-	30
16*	BIERY	SHEARER	NARCOTICS	WC	D	11/17/2003	30	-	30
17*	CARDONE	KEENEY	NARCOTICS	WC	D	11/26/2003	30	-	30
UTAH									
1	BENSON	WARREN	NARCOTICS	WC	D	08/09/2004	30	-	30
2	BENSON	WARREN	NARCOTICS	WC	D	09/02/2004	30	1	60
3	BENSON	WARREN	NARCOTICS	WC	D	09/27/2004	30	-	30
VIRGINIA, EASTERN									
1	JACKSON	KEENEY	NARCOTICS	WC	D	02/06/2004	30	2	90
2	JACKSON	MALCOLM	NARCOTICS	WC	D	03/04/2004	30	2	90
3	SPENCER	MALCOLM	NARCOTICS	WC	D	03/08/2004	30	1	60
4	MORGAN	KEENEY	NARCOTICS	WC	D	03/12/2004	30	-	30
5	SMITH	KEENEY	NARCOTICS	WC	D	03/22/2004	30	1	60
6	SMITH	NAHMIAS	NARCOTICS	WC	D	03/22/2004	30	-	30
7	FRIEDMAN	KEENEY	NARCOTICS	WC	D	04/14/2004	30	2	90
8	SPENCER	SWARTZ	NARCOTICS	WC	D	04/26/2004	30	-	30
9	FRIEDMAN	KEENEY	NARCOTICS	WC	D	05/04/2004	30	-	30
10	MORGAN	PARSKY	NARCOTICS	WC	D	05/27/2004	30	-	30
WASHINGTON, EASTERN									
1	SUKO	WARREN	NARCOTICS	WC	D	09/07/2004	30	-	30
2	SUKO	WARREN	NARCOTICS	WC	D	09/07/2004	30	-	30
3	SUKO	WARREN	NARCOTICS	WC	D	09/28/2004	30	-	30
WASHINGTON, WESTERN									
1	LASNIK	NAHMIAS	NARCOTICS	WC	D	03/30/2004	30	1	60
2	LASNIK	KEENEY	NARCOTICS	WC	D	04/14/2004	30	-	30
3	LASNIK	NAHMIAS	NARCOTICS	WC	D	04/28/2004	30	-	30
4	LASNIK	NAHMIAS	NARCOTICS	WC	D	05/03/2004	30	-	30
5	LASNIK	KEENEY	NARCOTICS	WC	D	05/14/2004	30	-	30
6	COUGHENOUR	NAHMIAS	NARCOTICS	WC	D	10/08/2004	30	-	30

<sup>1</sup> The attorney general or designee authorized the filing of the reported applications under the provisions of 18 U.S.C. 2516.

<sup>2</sup> Type: WS = Standard Telephone (Wire), WC = Cellular or Mobile Telephone (Wire), WO = Other (Wire), OM = Microphone (Oral), OO = Other (Oral), ED = Digital Pager (Electronic), EE = Computer or E-Mail (Electronic), EF = Fax Machine (Electronic), EO = Other (Electronic).

<sup>3</sup> Location: H = Personal Residence, B = Business, A = Public Area, D = Portable Device, O = Other Location, R = Roaming (Relaxed Specification Order), N = Not Specified.

TABLE A-1  
UNITED STATES DISTRICT COURTS

CALENDAR YEAR 2004

REPORT BY PROSECUTORS OF COURT-AUTHORIZED INTERCEPTS OF WIRE, ORAL, OR ELECTRONIC COMMUNICATIONS  
PURSUANT TO 18 U.S.C. 2519

A.O. Number	Number of Days in Operation <sup>4</sup>	Average Intercepts per Day	Number of <sup>5</sup>			Costs		Number of					
			Persons Intercepted	Intercepts	Incriminating Intercepts	Total Cost in \$	Other Than Manpower in \$	Arrests	Trials	Motions to Suppress Intercepts <sup>6</sup>			Persons Convicted
										G	D	P	
TEXAS, WESTERN (CONTINUED)													
38	30	82	59	2,450	211	32,940	300	RELATED TO NO. 34					
15*	30	1	12	34	22	-	-	-	-	-	-	-	-
16*	23	43	29	979	247	51,241	1,960	-	-	-	-	-	-
17*	30	28	32	845	421	RELATED TO NO. 2		-	-	-	-	-	-
UTAH													
1	29	288	100	8,351	3,938	127,207	9,000	RELATED TO NO. 2					
2	38	65	140	2,453	466	114,548	4,400	3	-	-	-	-	-
3	19	78	70	1,473	531	67,006	4,400	RELATED TO NO. 2					
VIRGINIA, EASTERN													
1	90	190	700	17,137	510	14,171	12,000	-	-	-	-	-	-
2	85	68	226	5,773	435	329,725	20,831	3	-	-	-	-	3
3	60	65	85	3,914	416	151,400	-	-	-	-	-	-	-
4	19	28	43	536	38	RELATED TO NO. 2		RELATED TO NO. 2					
5	58	51	156	2,970	270	RELATED TO NO. 2		RELATED TO NO. 2					
6	28	42	93	1,165	170	RELATED TO NO. 2		RELATED TO NO. 2					
7	64	34	104	2,170	411	RELATED TO NO. 2		RELATED TO NO. 2					
8	19	40	49	752	97	59,232	-	-	-	-	-	-	-
9	I	-	-	-	-	RELATED TO NO. 2		-	-	-	-	-	-
10	30	2	4	54	-	RELATED TO NO. 2		-	-	-	-	-	-
WASHINGTON, EASTERN													
1	NI	-	-	-	-	-	-	-	-	-	-	-	-
2	27	15	42	405	82	RELATED TO NO. 3		-	-	-	-	-	-
3	10	23	10	230	19	60,000	6,000	-	-	-	-	-	-
WASHINGTON, WESTERN													
1	52	69	50	3,600	3,000	RELATED TO NO. 3		-	-	-	-	-	-
2	30	9	46	280	115	211,687	-	7	-	-	-	-	-
3	21	76	25	1,600	1,500	89,346	9,000	-	-	-	-	-	-
4	27	60	63	1,624	206	RELATED TO NO. 2		RELATED TO NO. 2					
5	20	11	22	222	56	RELATED TO NO. 2		RELATED TO NO. 2					
6	30	42	29	1,261	610	470,000	300,000	33	-	-	-	-	-

<sup>4</sup>NI indicates never installed. I indicates installed but never used.

<sup>5</sup>NR indicates not reported or could not be determined.

<sup>6</sup>Motions: G = Granted, D = Denied, P = Pending.

\* This wiretap was terminated during 2003, but was not reported at that time because it was part of an ongoing investigation.

\*\* This wiretap was terminated during 2002 or earlier, but was not reported at that time because it was part of an ongoing investigation.



TABLE A-1  
UNITED STATES DISTRICT COURTS

CALENDAR YEAR 2004

REPORT BY JUDGES OF COURT-AUTHORIZED INTERCEPTS OF WIRE, ORAL, OR ELECTRONIC COMMUNICATIONS  
PURSUANT TO 18 U.S.C. 2519

A.O. Number	Authorizing Official		Offense Specified	Intercept		Date of Application	Authorized Length		
	Judge	Attorney General <sup>1</sup>		Type <sup>2</sup>	Location <sup>3</sup>		Original Order (Days)	Number of Extensions	Total Length (Days)
WASHINGTON, WESTERN (CONTINUED)									
7	COUGHENOUR	NAHMIAS	NARCOTICS	WC	D	10/28/2004	30	-	30
8	COUGHENOUR	NAHMIAS	NARCOTICS	WC	D	11/19/2004	30	-	30
WEST VIRGINIA, NORTHERN									
1	STAMP	WARREN	NARCOTICS	WC	D	08/04/2004	30	-	30
WEST VIRGINIA, SOUTHERN									
1	FABER	WARREN	NARCOTICS	WC	D	12/05/2003	30	1	60
2	FABER	WARREN	NARCOTICS	WC	D	01/16/2004	30	-	30
3	FABER	KEENEY	NARCOTICS	WC	D	07/22/2004	30	2	90
WISCONSIN, WESTERN									
1	CRABB	WARREN	NARCOTICS	WC	D	04/05/2004	30	-	30
2	CRABB	KEENEY	NARCOTICS	WC	D	04/26/2004	30	-	30
2*	CRABB	PRZYBYLINSKI-FINN	NARCOTICS	WC	D	10/10/2003	30	-	30
WYOMING									
1	DOWNES	SWARTZ	NARCOTICS	WS,WC	H,D	01/12/2004	30	2	90
2	DOWNES	RANKIN	NARCOTICS	WC	D	02/03/2004	30	1	60

<sup>1</sup> The attorney general or designee authorized the filing of the reported applications under the provisions of 18 U.S.C. 2516.

<sup>2</sup> Type: WS = Standard Telephone (Wire), WC = Cellular or Mobile Telephone (Wire), WO = Other (Wire), OM = Microphone (Oral), OO = Other (Oral), ED = Digital Pager (Electronic), EE = Computer or E-Mail (Electronic), EF = Fax Machine (Electronic), EO = Other (Electronic).

<sup>3</sup> Location: H = Personal Residence, B = Business, A = Public Area, D = Portable Device, O = Other Location, R = Roving (Relaxed Specification Order), N = Not Specified.

TABLE A-1  
UNITED STATES DISTRICT COURTS

CALENDAR YEAR 2004

REPORT BY PROSECUTORS OF COURT-AUTHORIZED INTERCEPTS OF WIRE, ORAL, OR ELECTRONIC COMMUNICATIONS  
PURSUANT TO 18 U.S.C. 2519

A.O. Number	Number of Days in Operation <sup>4</sup>	Average Inter- cepts per Day	Number of <sup>5</sup>			Costs		Number of					
			Persons Inter- cepted	Intercepts	Incrim- inating Intercepts	Total Cost in \$	Other Than Manpower in \$	Arrests	Trials	Motions to Suppress Intercepts <sup>6</sup>			Persons Con- victed
										G	D	P	
WASHINGTON, WESTERN (CONTINUED)													
7	30	16	42	489	242	RELATED TO NO. 6		RELATED TO NO. 6					
8	19	23	42	431	110	RELATED TO NO. 6		RELATED TO NO. 6					
WEST VIRGINIA, NORTHERN													
1	21	74	33	1,546	345	33,500	5,500	-	-	-	-	-	-
WEST VIRGINIA, SOUTHERN													
1	41	67	130	2,763	921	215,008	6,892	4	-	-	-	-	-
2	3	89	61	268	100	73,873	6,892	RELATED TO NO. 1					
3	83	69	865	5,758	731	115,610	29,998	-	-	-	-	-	-
WISCONSIN, WESTERN													
1	30	146	24	4,395	54	33,756	11,450	-	-	-	-	-	-
2	8	13	5	102	73	RELATED TO NO. 1		RELATED TO NO. 1					
2*	18	21	49	372	130	47,147	7,986	12	-	-	-	-	5
WYOMING													
1	89	74	65	6,601	340	223,840	152,413	36	-	-	-	-	-
2	60	51	50	3,086	291	115,311	78,515	RELATED TO NO. 1					

<sup>4</sup>NI indicates never installed. I indicates installed but never used.

<sup>5</sup>NR indicates not reported or could not be determined.

<sup>6</sup>Motions: G = Granted, D = Denied, P = Pending.

\* This wiretap was terminated during 2003, but was not reported at that time because it was part of an ongoing investigation.

\*\* This wiretap was terminated during 2002 or earlier, but was not reported at that time because it was part of an ongoing investigation.

SUPPLEMENTARY REPORT BY PROSECUTORS FOR INTERCEPTS TERMINATED IN CALENDAR YEAR 1997  
AS OF DECEMBER 31, 2004

U.S. District Court	A.O. Report Number in 1997 Report <sup>1</sup>	Date of Application	Additional Activity During Calendar Year 2004							
			Cost in \$	Persons Arrested	Trials Completed	Motions to Suppress Intercepts <sup>2</sup>			Persons Con- victed	Offense for Which Convicted
						G	D	P		
FLORIDA, SOUTHERN										
	175	05/27/1997	-	-	-	-	-	-	3	EXTORTION
	176)	06/13/1997	-	-	-	-	-	-	-	
OKLAHOMA, WESTERN										
	457	01/31/1997	-	-	-	-	-	-	1	NARCOTICS
PUERTO RICO										
	476	04/03/1997	-	-	-	-	-	-	1	NARCOTICS

<sup>1</sup> Report numbers followed by parentheses indicate reports linked to other wiretaps involving the same investigation.

<sup>2</sup> Motions: G = Granted, D = Denied, P = Pending.

SUPPLEMENTARY REPORT BY PROSECUTORS FOR INTERCEPTS TERMINATED IN CALENDAR YEAR 1998  
AS OF DECEMBER 31, 2004

U.S. District Court	A.O. Report Number in 1998 Report <sup>1</sup>	Date of Application	Additional Activity During Calendar Year 2004							
			Cost in \$	Persons Arrested	Trials Completed	Motions to Suppress Intercepts <sup>2</sup>			Persons Con- victed	Offense for Which Convicted
						G	D	P		
MICHIGAN, EASTERN	246	08/14/1998	-	-	-	-	-	-	2	NARCOTICS
MINNESOTA	254	03/31/1998	-	1	2	-	11	-	1	NARCOTICS
PENNSYLVANIA, EASTERN	429	12/31/1997	-	-	1	-	-	-	1	\$LAUNDERING
TENNESSEE, EASTERN	475	04/22/1998	-	4	-	-	-	-	10	NARCOTICS
TEXAS, SOUTHERN	528)	06/23/1998	-	-	-	-	-	-	-	

<sup>1</sup> Report numbers followed by parentheses indicate reports linked to other wiretaps involving the same investigation.

<sup>2</sup> Motions: G = Granted, D = Denied, P = Pending.

SUPPLEMENTARY REPORT BY PROSECUTORS FOR INTERCEPTS TERMINATED IN CALENDAR YEAR 1999  
AS OF DECEMBER 31, 2004

U.S. District Court	A.O. Report Number in 1999 Report <sup>1</sup>	Date of Application	Additional Activity During Calendar Year 2004							
			Cost in \$	Persons Arrested	Trials Completed	Motions to Suppress Intercepts <sup>2</sup>			Persons Con- victed	Offense for Which Convicted
						G	D	P		
ALABAMA, NORTHERN										
	1)	11/23/1998	-	-	-	-	-	-	-	
	3)	04/01/1999	-	-	-	-	-	-	-	
	4	05/12/1999	-	-	5	-	-	-	4	MURDER
ARKANSAS, WESTERN										
	30	07/16/1999	-	-	-	-	-	-	1	NARCOTICS
CALIFORNIA, SOUTHERN										
	96)	01/08/1999	-	-	-	-	-	-	-	
	97	02/09/1999	-	2	-	-	-	-	2	FRAUD
MISSOURI, EASTERN										
	312	10/11/1998	-	1	-	-	-	-	1	RACKETEERING
NEW YORK, EASTERN										
	425	04/21/1999	-	2	-	-	-	-	2	EXTORTION
TENNESSEE, MIDDLE										
	499**	05/29/1998	-	-	-	-	-	-	4	\$LAUNDERING
TEXAS, SOUTHERN										
	538	02/05/1999	-	1	1	-	-	-	1	NARCOTICS
TEXAS, WESTERN										
	574	07/13/1999	-	1	-	-	-	-	9	GAMBLING
UTAH										
	582**	11/09/1998	-	-	-	-	-	-	1	NARCOTICS
	583)	02/25/1999	-	-	-	-	-	-	-	
	584)	04/16/1999	-	-	-	-	-	-	-	
	586)	09/17/1999	-	-	-	-	-	-	-	
	587)	09/17/1999	-	-	-	-	-	-	-	

<sup>1</sup> Report numbers followed by parentheses indicate reports linked to other wiretaps involving the same investigation.<sup>2</sup> Motions: G = Granted, D = Denied, P = Pending.

SUPPLEMENTARY REPORT BY PROSECUTORS FOR INTERCEPTS TERMINATED IN CALENDAR YEAR 2000  
AS OF DECEMBER 31, 2004

U.S. District Court	A.O. Report Number in 2000 Report <sup>1</sup>	Date of Application	Additional Activity During Calendar Year 2004								
			Cost in \$	Persons Arrested	Trials Completed	Motions to Suppress Intercepts <sup>2</sup>			Persons Con- victed	Offense for Which Convicted	
						G	D	P			
ARKANSAS, EASTERN	2	09/26/2000	-	-	1	-	-	-	2	NARCOTICS	
CALIFORNIA, CENTRAL	611**	12/07/1998	-	-	-	-	-	-	1	CONSPIRACY	
CONNECTICUT	1	10/27/1999	-	2	-	-	-	-	9	GAMBLING	
HAWAII	6	04/11/2000	-	-	-	-	-	-	3	\$LAUNDERING	
LOUISIANA, WESTERN	1	06/08/2000	-	8	-	-	-	-	-		
MICHIGAN, EASTERN	7)	08/11/2000	-	-	-	-	-	-	-		
NEW JERSEY	11	02/14/2000	-	-	-	-	-	-	4	EXTORTION	
	25)	10/24/2000	-	-	-	-	-	-	-		
NEW YORK, SOUTHERN	18	07/19/2000	-	1	-	-	-	-	-		
	19)	07/19/2000	-	-	-	-	-	-	-		
NEW YORK, WESTERN	1	09/28/1999	-	2	-	-	-	-	2	NARCOTICS	
	671*)	09/20/1999	-	-	-	-	-	-	-		
OHIO, NORTHERN	17	07/06/2000	-	1	-	-	-	-	-		
OKLAHOMA, WESTERN	5	03/10/2000	-	1	-	-	-	-	1	BRIBERY	
UTAH	2)	03/16/2000	-	-	-	-	-	-	-		
	3)	03/16/2000	-	-	-	-	-	-	-		
	4)	04/25/2000	-	-	-	-	-	-	-		
	5	05/05/2000	-	1	-	-	-	-	2	NARCOTICS	

<sup>1</sup> Report numbers followed by parentheses indicate reports linked to other wiretaps involving the same investigation.

<sup>2</sup> Motions: G = Granted, D = Denied, P = Pending.

SUPPLEMENTARY REPORT BY PROSECUTORS FOR INTERCEPTS TERMINATED IN CALENDAR YEAR 2001  
AS OF DECEMBER 31, 2004

U.S. District Court	A.O. Report Number in 2001 Report <sup>1</sup>	Date of Application	Additional Activity During Calendar Year 2004								
			Cost in \$	Persons Arrested	Trials Completed	Motions to Suppress Intercepts <sup>2</sup>			Persons Con- victed	Offense for Which Convicted	
						G	D	P			
ALABAMA, SOUTHERN											
	1	10/11/2000	-	-	-	-	-	-	2	NARCOTICS	
CALIFORNIA, CENTRAL											
	14	03/22/2001	-	1	-	-	-	1	-		
CONNECTICUT											
	3)	02/26/2001	-	-	-	-	-	-	-		
	4)	03/19/2001	-	-	-	-	-	-	-		
	6	05/09/2001	-	-	-	-	-	-	1	NARCOTICS	
FLORIDA, MIDDLE											
	1*	11/03/2000	-	1	-	-	-	-	1	NARCOTICS	
FLORIDA, SOUTHERN											
	16)	09/07/2001	-	-	-	-	-	-	-		
	20	10/31/2001	-	-	1	-	1	-	1	CONSPIRACY	
HAWAII											
	3	02/27/2001	-	1	-	-	-	-	-		
INDIANA, NORTHERN											
	1)	12/27/2000	-	-	-	-	-	-	-		
	2	03/12/2001	-	-	-	-	-	-	1	NARCOTICS	
	3)	04/12/2001	-	-	-	-	-	-	-		
INDIANA, SOUTHERN											
	1)	03/20/2001	-	-	-	-	-	-	-		
	2)	03/22/2001	-	-	-	-	-	-	-		
	3)	05/09/2001	-	-	-	-	-	-	-		
	4)	05/21/2001	-	-	-	-	-	-	-		
	5	06/15/2001	-	4	-	-	-	-	5	NARCOTICS	
	6	07/02/2001	-	1	-	-	-	-	2	NARCOTICS	
MICHIGAN, EASTERN											
	1	11/17/2000	-	5	-	-	-	-	2	NARCOTICS	
	2)	02/06/2001	-	-	-	-	-	-	-		
	3	03/23/2001	-	-	-	-	-	-	1	\$LAUNDERING	
	7	05/08/2001	-	-	-	-	-	-	2	NARCOTICS	

<sup>1</sup> Report numbers followed by parentheses indicate reports linked to other wiretaps involving the same investigation.<sup>2</sup> Motions: G = Granted, D = Denied, P = Pending.

SUPPLEMENTARY REPORT BY PROSECUTORS FOR INTERCEPTS TERMINATED IN CALENDAR YEAR 2001  
AS OF DECEMBER 31, 2004 (CONTINUED)

U.S. District Court	A.O. Report Number in 2001 Report <sup>1</sup>	Date of Application	Additional Activity During Calendar Year 2004								
			Cost in \$	Persons Arrested	Trials Completed	Motions to Suppress Intercepts <sup>2</sup>			Persons Con- victed	Offense for Which Convicted	
						G	D	P			
MISSOURI, EASTERN											
	13	09/14/2001	-	16	-	-	-	-	14	FRAUD	
	14)	11/02/2001	-	-	-	-	-	-	-		
NEVADA											
	5	04/17/2001	-	3	-	-	-	-	-		
NEW JERSEY											
	1)	03/03/2000	-	-	-	-	-	-	-		
	2	10/23/2000	-	8	-	-	-	-	-		
	4)	12/26/2000	-	-	-	-	-	-	-		
	10	03/21/2001	-	2	-	-	-	-	5	CORRUPTION	
	12	04/02/2001	-	2	-	-	-	-	-		
NEW YORK, SOUTHERN											
	28**	(See Appendix Table A-1 in this year's report.)									
NORTH CAROLINA, WESTERN											
	5	06/05/2001	-	5	2	-	-	-	6	NARCOTICS	
PENNSYLVANIA, EASTERN											
	2)	12/06/2000	-	-	-	-	-	-	-		
TENNESSEE, EASTERN											
	1*	08/31/2000	-	1	-	-	-	-	1	NARCOTICS	
	4	03/30/2001	-	1	-	-	-	-	-		
UTAH											
	1	04/27/2001	-	-	-	-	-	-	3	NARCOTICS	
	2)	05/16/2001	-	-	-	-	-	-	-		
	3)	06/11/2001	-	-	-	-	-	-	-		
	4)	07/10/2001	-	-	-	-	-	-	-		
	5)	07/25/2001	-	-	-	-	-	-	-		

<sup>1</sup> Report numbers followed by parentheses indicate reports linked to other wiretaps involving the same investigation.

<sup>2</sup> Motions: G = Granted, D = Denied, P = Pending.



SUPPLEMENTARY REPORT BY PROSECUTORS FOR INTERCEPTS TERMINATED IN CALENDAR YEAR 2002  
AS OF DECEMBER 31, 2004

U.S. District Court	A.O. Report Number in 2002 Report <sup>1</sup>	Date of Application	Additional Activity During Calendar Year 2004							Persons Con- victed	Offense for Which Convicted
			Cost in \$	Persons Arrested	Trials Completed	Motions to Suppress Intercepts <sup>2</sup>					
						G	D	P			
ALASKA	6	10/16/2002	-	-	1	-	-	-	6	NARCOTICS	
CALIFORNIA, NORTHERN	7**	(See Appendix Table A-1 in this year's report.)									
	8**	(See Appendix Table A-1 in this year's report.)									
	9**	(See Appendix Table A-1 in this year's report.)									
CALIFORNIA, SOUTHERN	2	01/18/2002	-	-	-	-	-	1	4	NARCOTICS	
	12*	(See Appendix Table A-1 in this year's report.)									
CONNECTICUT	1)	05/08/2002	-	-	-	-	-	-	-		
	3	05/30/2002	-	-	-	-	-	1	6	NARCOTICS	
DISTRICT OF COLUMBIA	6**	(See Appendix Table A-1 in this year's report.)									
	7**	(See Appendix Table A-1 in this year's report.)									
FLORIDA, SOUTHERN	3	01/15/2002	-	-	-	-	-	-	4	RACKETEERING	
	5	02/12/2002	-	4	-	-	1	-	4	NARCOTICS	
	19)	09/24/2002	-	-	-	-	-	-	-		
	22)	11/25/2002	-	-	-	-	-	-	-		
HAWAII	1	12/04/2001	-	-	1	-	-	-	4	CONSPIRACY	
	3	02/27/2002	-	1	-	-	-	-	3	CONSPIRACY	
INDIANA, NORTHERN	1	06/26/2002	-	-	-	-	-	-	5	NARCOTICS	
IOWA, NORTHERN	1)	03/21/2002	-	-	-	-	-	-	-		
	2	06/08/2002	-	-	-	-	-	-	1	FRAUD	
KANSAS	1)	07/17/2002	-	-	-	-	-	-	-		
	2)	08/27/2002	-	-	-	-	-	-	-		
	3	09/19/2002	-	1	-	-	-	-	2	NARCOTICS	

<sup>1</sup> Report numbers followed by parentheses indicate reports linked to other wiretaps involving the same investigation.<sup>2</sup> Motions: G = Granted, D = Denied, P = Pending.

SUPPLEMENTARY REPORT BY PROSECUTORS FOR INTERCEPTS TERMINATED IN CALENDAR YEAR 2002  
AS OF DECEMBER 31, 2004 (CONTINUED)

U.S. District Court	A.O. Report Number in 2002 Report <sup>1</sup>	Date of Application	Additional Activity During Calendar Year 2004							
			Cost in \$	Persons Arrested	Trials Completed	Motions to Suppress Intercepts <sup>2</sup>			Persons Con- victed	Offense for Which Convicted
						G	D	P		
LOUISIANA, EASTERN										
	1	08/27/2001	-	6	-	-	1	-	6	NARCOTICS
	2	12/31/2001	-	6	-	-	1	-	6	RACKETEERING
	3	01/31/2002	-	6	-	-	1	-	6	RACKETEERING
	4	03/01/2002	-	8	-	-	1	-	6	CORRUPTION
	11	08/09/2002	-	9	2	-	2	-	8	NARCOTICS
	12	08/13/2002	-	2	-	-	-	-	2	NARCOTICS
LOUISIANA, WESTERN										
	1	06/04/2002	-	1	-	-	-	-	5	NARCOTICS
MARYLAND										
	1	02/06/2002	-	1	-	-	-	-	-	
MASSACHUSETTS										
	4)	06/17/2002	-	-	-	-	-	-	-	
	5	07/08/2002	-	-	2	-	1	-	10	NARCOTICS
MICHIGAN, EASTERN										
	3	05/17/2002	-	2	-	-	-	-	1	NARCOTICS
MISSISSIPPI, NORTHERN										
	1*)	04/13/2001	-	-	-	-	-	-	-	
	2*)	06/01/2001	-	-	-	-	-	-	-	
	3*	09/17/2001	-	-	-	-	-	-	9	NARCOTICS
	4*)	09/17/2001	-	-	-	-	-	-	-	
MISSOURI, EASTERN										
	3)	12/23/2002	-	-	-	-	-	-	-	
MISSOURI, WESTERN										
	1	10/31/2001	-	1	-	-	-	-	-	
NEW YORK, EASTERN										
	2	12/17/2001	-	3	-	-	-	-	25	RACKETEERING
	5	01/29/2002	-	4	-	-	-	-	10	RACKETEERING
	17	05/13/2002	-	-	-	-	1	-	5	RACKETEERING
	18	05/16/2002	-	-	-	-	-	-	2	RACKETEERING
	20*	02/09/2001	-	-	-	-	-	-	1	NARCOTICS

<sup>1</sup> Report numbers followed by parentheses indicate reports linked to other wiretaps involving the same investigation.

<sup>2</sup> Motions: G = Granted, D = Denied, P = Pending.

SUPPLEMENTARY REPORT BY PROSECUTORS FOR INTERCEPTS TERMINATED IN CALENDAR YEAR 2002  
AS OF DECEMBER 31, 2004 (CONTINUED)

U.S. District Court	A.O. Report Number in 2002 Report <sup>1</sup>	Date of Application	Additional Activity During Calendar Year 2004								
			Cost in \$	Persons Arrested	Trials Completed	Motions to Suppress Intercepts <sup>2</sup>			Persons Con- victed	Offense for Which Convicted	
						G	D	P			
NEW YORK, NORTHERN											
	7)	09/03/2002	-	-	-	-	-	-	-		
	8	10/09/2002	-	-	-	-	-	-	2		FRAUD
	9)	10/10/2002	-	-	-	-	-	-	-		
	10)	10/17/2002	-	-	-	-	-	-	-		
	11	10/28/2002	-	-	1	-	-	-	4		NARCOTICS
	12)	10/28/2002	-	-	-	-	-	-	-		
NEW YORK, SOUTHERN											
	36	05/07/2002	-	2	-	-	-	-	5		RACKETEERING
OHIO, NORTHERN											
	2)	02/04/2002	-	-	-	-	-	-	-		
	3	03/26/2002	-	4	-	-	-	-	4		NARCOTICS
	4	04/10/2002	-	3	-	-	-	-	-		
	9	10/17/2002	-	1	-	-	-	-	5		NARCOTICS
	13**	(See Appendix Table A-1 in this year's report.)									
	14**	(See Appendix Table A-1 in this year's report.)									
OREGON											
	3	0/28/2002	-	1	-	-	-	-	5		NARCOTICS
PENNSYLVANIA, EASTERN											
	6*	03/16/2001	-	27	-	-	-	2	11		NARCOTICS
	7*	04/20/2001	-	7	-	-	-	-	6		NARCOTICS
PUERTO RICO											
	3)	04/15/2002	-	-	-	-	-	-	-		
	5)	06/27/2002	-	-	-	-	-	-	-		
	6	07/31/2002	-	2	-	-	-	-	20		NARCOTICS
RHODE ISLAND											
	1)	11/15/2002	-	-	-	-	-	-	-		
SOUTH CAROLINA											
	3	03/21/2002	-	1	1	-	-	1	5		CONSPIRACY
TENNESSEE, EASTERN											
	6*	06/21/2001	-	-	-	-	-	-	3		NARCOTICS

<sup>1</sup> Report numbers followed by parentheses indicate reports linked to other wiretaps involving the same investigation.<sup>2</sup> Motions: G = Granted, D = Denied, P = Pending.

SUPPLEMENTARY REPORT BY PROSECUTORS FOR INTERCEPTS TERMINATED IN CALENDAR YEAR 2002  
AS OF DECEMBER 31, 2004 (CONTINUED)

U.S. District Court	A.O. Report Number in 2002 Report <sup>1</sup>	Date of Application	Additional Activity During Calendar Year 2004							
			Cost in \$	Persons Arrested	Trials Completed	Motions to Suppress Intercepts <sup>2</sup>			Persons Con- victed	Offense for Which Convicted
						G	D	P		
TEXAS, NORTHERN										
	8**	(See Appendix Table A-1 in this year's report.)								
	9**	(See Appendix Table A-1 in this year's report.)								
	10**	(See Appendix Table A-1 in this year's report.)								
TEXAS, SOUTHERN										
	2)	02/01/2002	-	-	-	-	-	-	-	
	9	03/28/2002	-	6	-	-	-	-	3	NARCOTICS
	11)	04/15/2002	-	-	-	-	-	-	-	
	12)	04/16/2002	-	-	-	-	-	-	-	
	13)	04/23/2002	-	-	-	-	-	-	-	
	14)	05/24/2002	-	-	-	-	-	-	-	
	15	06/25/2002	-	-	-	-	-	-	1	NARCOTICS
	16)	06/25/2002	-	-	-	-	-	-	-	
	18	07/03/2002	-	2	-	-	-	-	1	NARCOTICS
	20	10/07/2002	-	-	-	-	-	-	7	NARCOTICS
TEXAS, WESTERN										
	11	07/08/2002	-	1	1	-	-	-	1	NARCOTICS
WASHINGTON, WESTERN										
	13	10/04/2002	-	1	-	-	-	-	2	NARCOTICS
WISCONSIN, EASTERN										
	2)	05/01/2002	-	-	-	-	-	-	-	
	3	05/28/2002	-	4	1	-	-	-	6	RACKETEERING

<sup>1</sup> Report numbers followed by parentheses indicate reports linked to other wiretaps involving the same investigation.

<sup>2</sup> Motions: G = Granted, D = Denied, P = Pending.

SUPPLEMENTARY REPORT BY PROSECUTORS FOR INTERCEPTS TERMINATED IN CALENDAR YEAR 2003  
AS OF DECEMBER 31, 2004

U.S. District Court	A.O. Report Number in 2003 Report <sup>1</sup>	Date of Application	Additional Activity During Calendar Year 2004								Persons Con- victed	Offense for Which Convicted
			Cost in \$	Persons Arrested	Trials Completed	Motions to Suppress Intercepts <sup>2</sup>						
						G	D	P				
ALABAMA, NORTHERN												
	3)	05/22/2003	-	-	-	-	-	-	-			
	5	10/14/2002	-	5	-	-	-	-	-			
ARIZONA												
	5	01/07/2003	-	3	-	-	-	-	-			
	11)	04/03/2003	-	-	-	-	-	-	-			
	13	05/16/2002	-	-	-	-	-	-	2		NARCOTICS	
	18*	(See Appendix Table A-1 in this year's report.)										
	19*	(See Appendix Table A-1 in this year's report.)										
ARKANSAS, EASTERN												
	2*	(See Appendix Table A-1 in this year's report.)										
CALIFORNIA, CENTRAL												
	2)	10/23/2002	-	-	-	-	-	-	-			
	3)	11/25/2002	-	-	-	-	-	-	-			
	8	12/19/2002	-	-	-	-	1	-	3		CONSPIRACY	
	9	09/12/2003	-	5	-	-	-	-	4		CONSPIRACY	
	17)	03/12/2003	-	-	-	-	-	-	-			
	41*	(See Appendix Table A-1 in this year's report.)										
	42*	(See Appendix Table A-1 in this year's report.)										
	43*	(See Appendix Table A-1 in this year's report.)										
	44*	(See Appendix Table A-1 in this year's report.)										
	45*	(See Appendix Table A-1 in this year's report.)										
	47*	(See Appendix Table A-1 in this year's report.)										
CALIFORNIA, NORTHERN												
	1	10/28/2002-	-	-	-	-	-	7			NARCOTICS	
	8	12/19/2002	-	-	-	-	1	-	3		CONSPIRACY	
	9	07/15/2003	-	-	-	-	-	-	4		NARCOTICS	
	11*	(See Appendix Table A-1 in this year's report.)										
CALIFORNIA, SOUTHERN												
	40	1/15/2003		-	4	-	-	-	-	2	OTHER	
	12*	(See Appendix Table A-1 in this year's report.)										
	14*	(See Appendix Table A-1 in this year's report.)										

<sup>1</sup> Report numbers followed by parentheses indicate reports linked to other wiretaps involving the same investigation.<sup>2</sup> Motions: G = Granted, D = Denied, P = Pending.

SUPPLEMENTARY REPORT BY PROSECUTORS FOR INTERCEPTS TERMINATED IN CALENDAR YEAR 2003  
AS OF DECEMBER 31, 2004 (CONTINUED)

U.S. District Court	A.O. Report Number in 2003 Report <sup>1</sup>	Date of Application	Additional Activity During Calendar Year 2004								Persons Con- victed	Offense for Which Convicted
			Cost in \$	Persons Arrested	Trials Completed	Motions to Suppress Intercepts <sup>2</sup>						
						G	D	P				
CALIFORNIA, SOUTHERN (CONTINUED)												
	15*	(See Appendix Table A-1 in this year's report.)										
	16*	(See Appendix Table A-1 in this year's report.)										
	17*	(See Appendix Table A-1 in this year's report.)										
	18*	(See Appendix Table A-1 in this year's report.)										
	19*	(See Appendix Table A-1 in this year's report.)										
COLORADO												
	1	10/24/2002	-	1	-	-	18	-	4	NARCOTICS		
	3	02/11/2003	-	-	-	-	16	-	19	NARCOTICS		
	11	11/07/2003	-	-	-	-	-	-	4	NARCOTICS		
	12*	(See Appendix Table A-1 in this year's report.)										
	13*	(See Appendix Table A-1 in this year's report.)										
CONNECTICUT												
	2)	03/31/2003	-	-	-	-	-	-	-			
	8	07/01/2003	-	4	-	-	-	-	1	NARCOTICS		
	9)	11/18/2003	-	-	-	-	-	-	-			
	10*	(See Appendix Table A-1 in this year's report.)										
	11*	(See Appendix Table A-1 in this year's report.)										
DISTRICT OF COLUMBIA												
	5)	10/24/2003	-	-	-	-	-	-	-			
	7)	11/26/2003	-	-	-	-	-	-	-			
FLORIDA, MIDDLE												
	2	06/18/2003	-	1	-	-	-	-	-			
	3)	07/22/2003	-	-	-	-	-	-	-			
	4*	(See Appendix Table A-1 in this year's report.)										
	5*	(See Appendix Table A-1 in this year's report.)										
	6*	(See Appendix Table A-1 in this year's report.)										
	7*	(See Appendix Table A-1 in this year's report.)										
	8*	(See Appendix Table A-1 in this year's report.)										
FLORIDA, NORTHERN												
	3*	(See Appendix Table A-1 in this year's report.)										
	4*	(See Appendix Table A-1 in this year's report.)										

<sup>1</sup> Report numbers followed by parentheses indicate reports linked to other wiretaps involving the same investigation.<sup>2</sup> Motions: G = Granted, D = Denied, P = Pending.

SUPPLEMENTARY REPORT BY PROSECUTORS FOR INTERCEPTS TERMINATED IN CALENDAR YEAR 2003  
AS OF DECEMBER 31, 2004 (CONTINUED)

U.S. District Court	A.O. Report Number in 2003 Report <sup>1</sup>	Date of Application	Additional Activity During Calendar Year 2004							Persons Con- victed	Offense for Which Convicted
			Cost in \$	Persons Arrested	Trials Completed	Motions to Suppress Intercepts <sup>2</sup>					
						G	D	P			
FLORIDA, SOUTHERN											
	4)	12/04/2002	-	-	-	-	-	-	-		
	5	01/14/2003	-	1	-	-	-	-	4	NARCOTICS	
	16)	07/28/2003	-	-	-	-	-	-	-		
	19	09/26/2003	-	3	-	-	-	-	2	NARCOTICS	
	20	09/29/2003	-	38	1	-	2	-	24	CONSPIRACY	
	22*	(See Appendix Table A-1 in this year's report.)									
	23*	(See Appendix Table A-1 in this year's report.)									
	25*	(See Appendix Table A-1 in this year's report.)									
	26*	(See Appendix Table A-1 in this year's report.)									
GEORGIA, NORTHERN											
	28*	(See Appendix Table A-1 in this year's report.)									
	29*	(See Appendix Table A-1 in this year's report.)									
	31*	(See Appendix Table A-1 in this year's report.)									
	32*	(See Appendix Table A-1 in this year's report.)									
	33*	(See Appendix Table A-1 in this year's report.)									
	35*	(See Appendix Table A-1 in this year's report.)									
HAWAII											
	2	02/03/2003	-	8	-	-	1	-	12	NARCOTICS	
	10	08/08/2003	-	-	-	-	-	-	-		
	12	08/26/2003	-	-	-	-	-	-	-		
	13	08/22/2003	-	10	-	-	-	-	-		
ILLINOIS, NORTHERN											
	50	11/24/2003	-	1	-	-	-	-	-		
ILLINOIS, SOUTHERN											
	5	09/04/2003	-	4	-	-	-	-	4	NARCOTICS	
INDIANA, SOUTHERN											
	4*	(See Appendix Table A-1 in this year's report.)									
IOWA, SOUTHERN											
	3*	(See Appendix Table A-1 in this year's report.)									
KENTUCKY, EASTERN											
	2*	(See Appendix Table A-1 in this year's report.)									

<sup>1</sup> Report numbers followed by parentheses indicate reports linked to other wiretaps involving the same investigation.<sup>2</sup> Motions: G = Granted, D = Denied, P = Pending.

SUPPLEMENTARY REPORT BY PROSECUTORS FOR INTERCEPTS TERMINATED IN CALENDAR YEAR 2003  
AS OF DECEMBER 31, 2004 (CONTINUED)

U.S. District Court	A.O. Report Number in 2003 Report <sup>1</sup>	Date of Application	Additional Activity During Calendar Year 2004							Persons Con- victed	Offense for Which Convicted
			Cost in \$	Persons Arrested	Trials Completed	Motions to Suppress Intercepts <sup>2</sup>					
						G	D	P			
LOUISIANA, EASTERN											
	3	05/23/2003	-	29	-	-	-	-	25	NARCOTICS	
	5	06/04/2003	-	17	-	-	1	-	17	NARCOTICS	
	6	06/05/2003	-	1	-	-	1	-	7	NARCOTICS	
	7	07/02/2003	-	2	-	-	1	-	8	NARCOTICS	
	8	07/17/2003	-	2	-	-	1	-	7	NARCOTICS	
	13*	(See Appendix Table A-1 in this year's report.)									
	14*	(See Appendix Table A-1 in this year's report.)									
LOUISIANA, WESTERN											
	4*	(See Appendix Table A-1 in this year's report.)									
	5*	(See Appendix Table A-1 in this year's report.)									
	6*	(See Appendix Table A-1 in this year's report.)									
MARYLAND											
	6)	06/02/2003	-	-	-	-	-	-	-		
	9	07/29/2003	-	1	-	-	-	-	-		
	10	10/14/2003	-	8	-	-	-	-	-		
MASSACHUSETTS											
	6)	04/10/2003	-	-	-	-	-	-	-		
	7)	05/27/2003	-	-	-	-	-	-	-		
	10	06/20/2003	-	2	-	-	-	4	-		
	14*	(See Appendix Table A-1 in this year's report.)									
	15*	(See Appendix Table A-1 in this year's report.)									
MICHIGAN, EASTERN											
	3)	12/05/2002	-	-	-	-	-	-	-		
	4)	01/27/2003	-	-	-	-	-	-	-		
	5)	03/12/2003	-	-	-	-	-	-	-		
	9	03/26/2003	-	5	-	-	-	-	-		
	26*	(See Appendix Table A-1 in this year's report.)									
MISSISSIPPI, SOUTHERN											
	1*)	04/25/2002	-	-	-	-	-	-	-		
	2	08/09/2002	-	-	1	-	1	-	18	NARCOTICS	
	2*	(See Appendix Table A-1 in this year's report.)									

<sup>1</sup> Report numbers followed by parentheses indicate reports linked to other wiretaps involving the same investigation.

<sup>2</sup> Motions: G = Granted, D = Denied, P = Pending.



SUPPLEMENTARY REPORT BY PROSECUTORS FOR INTERCEPTS TERMINATED IN CALENDAR YEAR 2003  
AS OF DECEMBER 31, 2004 (CONTINUED)

U.S. District Court	A.O. Report Number in 2003 Report <sup>1</sup>	Date of Application	Additional Activity During Calendar Year 2004							
			Cost in \$	Persons Arrested	Trials Completed	Motions to Suppress Intercepts <sup>2</sup>			Persons Con- victed	Offense for Which Convicted
						G	D	P		
MISSOURI, EASTERN										
	2	11/01/2002	-	8	-	-	-	-	15	NARCOTICS
	4)	01/10/2003	-	-	-	-	-	-	-	
MISSOURI, WESTERN										
	1	01/06/2003	-	1	-	-	-	-	-	
NEW JERSEY										
	6)	06/05/2003	-	-	-	-	-	-	-	
	8	06/30/2003	-	6	-	-	-	-	5	OTHER
	13*	(See Appendix Table A-1 in this year's report.)								
	14*	(See Appendix Table A-1 in this year's report.)								
	15*	(See Appendix Table A-1 in this year's report.)								
	16*	(See Appendix Table A-1 in this year's report.)								
NEW YORK, EASTERN										
	9	06/25/2003	-	20	-	-	-	2	7	NARCOTICS
	18*	(See Appendix Table A-1 in this year's report.)								
	19*	(See Appendix Table A-1 in this year's report.)								
	20*	(See Appendix Table A-1 in this year's report.)								
	21*	(See Appendix Table A-1 in this year's report.)								
	22*	(See Appendix Table A-1 in this year's report.)								
	23*	(See Appendix Table A-1 in this year's report.)								
NEW YORK, NORTHERN										
	3	04/02/2003	-	-	-	-	-	-	1	FRAUD
	4*	(See Appendix Table A-1 in this year's report.)								
	5*	(See Appendix Table A-1 in this year's report.)								
NEW YORK, SOUTHERN										
	20	04/04/2003	-	1	-	-	-	-	1	RACKETEERING
	21	04/07/2003	-	5	-	-	-	-	6	NARCOTICS
	23	06/19/2003	-	22	-	-	-	-	8	NARCOTICS
	37	08/12/2003	-	7	-	-	-	-	6	NARCOTICS
	46	10/08/2003	-	1	-	-	-	-	1	NARCOTICS
	49	12/03/2003	-	-	-	-	-	-	8	NARCOTICS

<sup>1</sup> Report numbers followed by parentheses indicate reports linked to other wiretaps involving the same investigation.<sup>2</sup> Motions: G = Granted, D = Denied, P = Pending.

SUPPLEMENTARY REPORT BY PROSECUTORS FOR INTERCEPTS TERMINATED IN CALENDAR YEAR 2003  
AS OF DECEMBER 31, 2004 (CONTINUED)

U.S. District Court	A.O. Report Number in 2003 Report <sup>1</sup>	Date of Application	Additional Activity During Calendar Year 2004								Persons Con- victed	Offense for Which Convicted
			Cost in \$	Persons Arrested	Trials Completed	Motions to Suppress Intercepts <sup>2</sup>						
						G	D	P				
NEW YORK, SOUTHERN (CONTINUED)												
	51*	(See Appendix Table A-1 in this year's report.)										
	52*	(See Appendix Table A-1 in this year's report.)										
	53*	(See Appendix Table A-1 in this year's report.)										
	54*	(See Appendix Table A-1 in this year's report.)										
	55*	(See Appendix Table A-1 in this year's report.)										
	56*	(See Appendix Table A-1 in this year's report.)										
	57*	(See Appendix Table A-1 in this year's report.)										
	58*	(See Appendix Table A-1 in this year's report.)										
	59*	(See Appendix Table A-1 in this year's report.)										
	60*	(See Appendix Table A-1 in this year's report.)										
	61*	(See Appendix Table A-1 in this year's report.)										
	62*	(See Appendix Table A-1 in this year's report.)										
	63*	(See Appendix Table A-1 in this year's report.)										
	64*	(See Appendix Table A-1 in this year's report.)										
	65*	(See Appendix Table A-1 in this year's report.)										
	66*	(See Appendix Table A-1 in this year's report.)										
NEW YORK, WESTERN												
	7	08/05/2003	-	1	20	-	-	-	20		NARCOTICS	
	8)	09/15/2003	-	-	-	-	-	-	-			
	9*	(See Appendix Table A-1 in this year's report.)										
NORTH CAROLINA, MIDDLE												
	1*	(See Appendix Table A-1 in this year's report.)										
	2*	(See Appendix Table A-1 in this year's report.)										
OHIO, NORTHERN												
	11*	(See Appendix Table A-1 in this year's report.)										
OHIO, SOUTHERN												
	3	11/14/2003	-	16	-	-	-	-	8		NARCOTICS	
OKLAHOMA, WESTERN												
	1	09/26/2003	-	-	-	-	-	-	2		NARCOTICS	
PENNSYLVANIA, EASTERN												
	9*	(See Appendix Table A-1 in this year's report.)										

<sup>1</sup> Report numbers followed by parentheses indicate reports linked to other wiretaps involving the same investigation.<sup>2</sup> Motions: G = Granted, D = Denied, P = Pending.

SUPPLEMENTARY REPORT BY PROSECUTORS FOR INTERCEPTS TERMINATED IN CALENDAR YEAR 2003  
AS OF DECEMBER 31, 2004 (CONTINUED)

U.S. District Court	A.O. Report Number in 2003 Report <sup>1</sup>	Date of Application	Additional Activity During Calendar Year 2004							Persons Con- victed	Offense for Which Convicted
			Cost in \$	Persons Arrested	Trials Completed	Motions to Suppress Intercepts <sup>2</sup>					
						G	D	P			
PENNSYLVANIA, MIDDLE											
	4*	(See Appendix Table A-1 in this year's report.)									
PUERTO RICO											
	8	11/12/2003	-	6	-	-	-	-	-		
RHODE ISLAND											
	2	01/10/2003	-	1	-	-	-	-	1	NARCOTICS	
TENNESSEE, EASTERN											
	3	03/26/2003	-	12	-	-	-	-	31	NARCOTICS	
TENNESSEE, MIDDLE											
	1*	(See Appendix Table A-1 in this year's report.)									
TENNESSEE, WESTERN											
	1	06/24/2003	-	-	-	-	-	-	15	NARCOTICS	
	2)	07/17/2003	-	-	-	-	-	-	-		
	3)	09/04/2003	-	-	-	-	-	-	-		
TEXAS, NORTHERN											
	7	04/21/2003	-	3	2	-	-	-	2	FRAUD	
	14*	(See Appendix Table A-1 in this year's report.)									
	15*	(See Appendix Table A-1 in this year's report.)									
TEXAS, SOUTHERN											
	18*	(See Appendix Table A-1 in this year's report.)									
	19*	(See Appendix Table A-1 in this year's report.)									
	20*	(See Appendix Table A-1 in this year's report.)									
TEXAS, WESTERN											
	1)	11/13/2002	-	-	-	-	-	-	-		
	2)	12/20/2002	-	-	-	-	-	-	-		
	4	02/25/2003	-	35	-	-	-	-	30	NARCOTICS	
	5	03/11/2003	-	8	-	-	-	-	7	NARCOTICS	
	13	09/15/2003	-	6	-	-	-	-	-		
	14	11/14/2003	-	6	-	-	-	-	-		
	16*	(See Appendix Table A-1 in this year's report.)									
	17*	(See Appendix Table A-1 in this year's report.)									

<sup>1</sup> Report numbers followed by parentheses indicate reports linked to other wiretaps involving the same investigation.<sup>2</sup> Motions: G = Granted, D = Denied, P = Pending.

SUPPLEMENTARY REPORT BY PROSECUTORS FOR INTERCEPTS TERMINATED IN CALENDAR YEAR 2003  
AS OF DECEMBER 31, 2004 (CONTINUED)

U.S. District Court	A.O. Report Number in 2003 Report <sup>1</sup>	Date of Application	Additional Activity During Calendar Year 2004								
			Cost in \$	Persons Arrested	Trials Completed	Motions to Suppress Intercepts <sup>2</sup>			Persons Con- victed	Offense for Which Convicted	
						G	D	P			
WISCONSIN, EASTERN											
	1	10/21/2002	-	-	-	-	-	-	15	\$LAUNDERING	
WISCONSIN, WESTERN											
	2*	(See Appendix Table A-1 in this year's report.)									

<sup>1</sup> Report numbers followed by parentheses indicate reports linked to other wiretaps involving the same investigation.

<sup>2</sup> Motions: G = Granted, D = Denied, P = Pending.

TABLE B-1  
STATE ARIZONA

CALENDAR YEAR 2004

REPORT BY JUDGES OF COURT-AUTHORIZED INTERCEPTS OF WIRE, ORAL, OR ELECTRONIC COMMUNICATIONS  
PURSUANT TO 18 U.S.C. 2519

A.O. Number	Authorizing Official		Offense Specified	Intercept		Date of Application	Authorized Length		
	Judge	Prosecutor <sup>1</sup>		Type <sup>2</sup>	Location <sup>3</sup>		Original Order (Days)	Number of Extensions	Total Length (Days)
MARICOPA									
1	MARTIN	ROMLEY	NARCOTICS	WS,WC	H,D	11/04/2003	30	2	90
PIMA									
1	CRUIKSHANK	LAWALL	NARCOTICS	WS,WC	H,D	06/08/2004	30	5	88
STATE ATTORNEY GENERAL									
1	REINSTEIN	ROSEN	NARCOTICS	WS,WC	H,D	10/27/2003	30	2	90
2	MARTIN	RECKART	NARCOTICS	WS,WC,OM	H,D	02/04/2004	30	2	90
3	MARTIN	GIAQUINTO	OTHER	WC	D	04/14/2004	30	2	90
4	MARTIN	GIAQUINTO	OTHER	WC	D	04/29/2004	30	3	120
5	MARTIN	ROSEN	FRAUD	WC	D	05/12/2004	30	0	30
6	MARTIN	GIAQUINTO	OTHER	WC	D	05/28/2004	30	2	90
7	REINSTEIN	GIAQUINTO	NARCOTICS	WS,WC	H,D	06/01/2004	30	2	90
8	SANTANA	GODDARD	NARCOTICS	WS,WC	H,D	08/13/2004	30	1	60

<sup>1</sup> The prosecuting official authorized the filing of the application under provisions of the state's statute. (See Table 1 for this state's statutory citation.)

<sup>2</sup> Type: WS = Standard Telephone (Wire), WC = Cellular or Mobile Telephone (Wire), WO = Other (Wire), OM = Microphone (Oral), OO = Other (Oral), ED = Digital Pager (Electronic), EE = Computer or E-Mail (Electronic), EF = Fax Machine (Electronic), EO = Other (Electronic).

<sup>3</sup> Location: H = Personal Residence, B = Business, A = Public Area, D = Portable Device, O = Other Location, R = Roving (Relaxed Specification Order), N = Not Specified.

TABLE B-1  
STATE ARIZONA

CALENDAR YEAR 2004

REPORT BY PROSECUTORS OF COURT-AUTHORIZED INTERCEPTS OF WIRE, ORAL, OR ELECTRONIC COMMUNICATIONS  
PURSUANT TO 18 U.S.C. 2519

A.O. Number	Number Of Days in Oper- ation <sup>4</sup>	Average Inter- cepts per Day	Number of <sup>5</sup>			Costs		Number of					
			Persons Inter- cepted	Intercepts	Incrim- inating Intercepts	Total Cost in \$	Other Than Manpower in \$	Arrests	Trials	Motions to Suppress Intercepts <sup>6</sup>			Persons Convicted
										G	D	P	
MARICOPA													
1	84	83	210	6,985	4,817	181,000	25,000	15	-	-	-	-	5
PIMA													
1	69	246	50	17,000	4,000	-	-	-	-	-	-	-	-
STATE ATTORNEY GENERAL													
1	82	297	499	24,380	1,668	491,042	27,915	-	-	-	-	-	-
2	44	588	1,266	25,859	1,030	601,000	66,000	17	-	-	-	-	-
3	90	61	362	5,501	979	69,378	2,500	9	-	-	-	-	-
4	120	79	313	9,528	1,370	95,940	6,000	RELATED TO NO. 3					
5	30	221	282	6,623	4,800	155,000	55,000	22	-	-	-	-	1
6	90	14	155	1,240	458	92,472	3,300	RELATED TO NO. 3					
7	77	23	NR	1,780	14	904,956	56,000	10	-	-	-	-	1
8	60	65	20	3,922	150	112,959	11,846	7	-	-	-	-	-

<sup>4</sup> NI indicates never installed. I indicates installed but never used. NP indicates no prosecutor's report.

<sup>5</sup> NR indicates not reported or could not be determined.

<sup>6</sup> Motions: G = Granted, D = Denied, P = Pending.

\*This wiretap was terminated during 2003, but was not reported at that time because it was part of an ongoing investigation.

\*\* This wiretap was terminated during 2002 or earlier, but was not reported at that time because it was part of an ongoing investigation.

TABLE B-1  
STATE CALIFORNIA

CALENDAR YEAR 2004

REPORT BY JUDGES OF COURT-AUTHORIZED INTERCEPTS OF WIRE, ORAL, OR ELECTRONIC COMMUNICATIONS  
PURSUANT TO 18 U.S.C. 2519

A.O. Number	Authorizing Official		Offense Specified	Intercept		Date of Application	Authorized Length		
	Judge	Prosecutor <sup>1</sup>		Type <sup>2</sup>	Location <sup>3</sup>		Orig-inal Order (Days)	Num-ber of Exten-sions	Total Length (Days)
ALAMEDA									
1	FREEDMAN	ORLOFF	NARCOTICS	WC	D	07/16/2004	30	1	60
2	MINER	ORLOFF	NARCOTICS	WC	D	09/27/2004	30	0	30
3	FREEDMAN	ORLOFF	NARCOTICS	WC,ED	D	09/30/2004	30	0	30
FRESNO									
1	JONES	EGAN	NARCOTICS	WC	D	08/12/2004	30	0	30
IMPERIAL									
1	COTA	OTERO	NARCOTICS	WC	D	03/23/2004	30	0	30
2	COTA	OTERO	NARCOTICS	WC	D	03/23/2004	30	0	30
3	COTA	OTERO	NARCOTICS	WC	D	03/23/2004	30	0	30
LOS ANGELES									
1	FIDLER	COOLEY	NARCOTICS	WC	D	11/21/2003	30	1	60
2	FIDLER	COOLEY	NARCOTICS	WC	D	12/09/2003	30	4	150
3	FIDLER	COOLEY	NARCOTICS	WC	D	12/18/2003	30	0	30
4	FIDLER	COOLEY	MURDER	WS	H,O	12/23/2003	30	0	30
5	FIDLER	COOLEY	MURDER	WS,WC	H,D	01/12/2004	30	3	120
6	FIDLER	COOLEY	NARCOTICS	WC	D	01/15/2004	30	0	30
7	FIDLER	COOLEY	NARCOTICS	WC	D	01/16/2004	30	1	60
8	FIDLER	COOLEY	NARCOTICS	WC	D	01/16/2004	30	0	30
9	FIDLER	COOLEY	NARCOTICS	WC	D	01/22/2004	30	0	30
10	FIDLER	COOLEY	NARCOTICS	WC	D	01/23/2004	30	1	60
11	FIDLER	COOLEY	NARCOTICS	WC	D	01/26/2004	30	0	30
12	FIDLER	COOLEY	MURDER	WS,WC	H,D	01/27/2004	30	2	90
13	FIDLER	COOLEY	NARCOTICS	WC	D	01/29/2004	30	0	30
14	FIDLER	COOLEY	NARCOTICS	WC	D	01/30/2004	30	0	30
15	FIDLER	COOLEY	NARCOTICS	WC	D	02/01/2004	30	1	60
16	FIDLER	COOLEY	NARCOTICS	WC	D	02/04/2004	30	0	30
17	FIDLER	COOLEY	NARCOTICS	WS,WC	H,D	02/05/2004	30	1	60
18	FIDLER	COOLEY	NARCOTICS	WC	D	02/05/2004	30	0	30
19	FIDLER	COOLEY	NARCOTICS	WC	D	02/05/2004	30	0	30
20	FIDLER	COOLEY	MURDER	WS,WC	D,O	02/09/2004	30	2	90
21	FIDLER	COOLEY	NARCOTICS	WS,WC	H,B,D	02/11/2004	30	0	30
22	FIDLER	COOLEY	NARCOTICS	WC	D	02/11/2004	30	0	30

<sup>1</sup> The prosecuting official authorized the filing of the application under provisions of the state's statute. (See Table 1 for this state's statutory citation.)

<sup>2</sup> Type: WS = Standard Telephone (Wire), WC = Cellular or Mobile Telephone (Wire), WO = Other (Wire), OM = Microphone (Oral), OO = Other (Oral), ED = Digital Pager (Electronic), EE = Computer or E-Mail (Electronic), EF = Fax Machine (Electronic), EO = Other (Electronic).

<sup>3</sup> Location: H = Personal Residence, B = Business, A = Public Area, D = Portable Device, O = Other Location, R = Roving (Relaxed Specification Order), N = Not Specified.

TABLE B-1  
STATE CALIFORNIA

CALENDAR YEAR 2004

REPORT BY PROSECUTORS OF COURT-AUTHORIZED INTERCEPTS OF WIRE, ORAL, OR ELECTRONIC COMMUNICATIONS  
PURSUANT TO 18 U.S.C. 2519

A.O. Number	Number Of Days in Oper- ation <sup>4</sup>	Average Inter- cepts per Day	Number of <sup>5</sup>			Costs		Number of					
			Persons Inter- cepted	Intercepts	Incrim- inating Intercepts	Total Cost in \$	Other Than Manpower in \$	Arrests	Trials	Motions to Suppress Intercepts <sup>6</sup>			Persons Conv- icted
										G	D	P	
ALAMEDA													
1	56	34	202	1,899	636	108,000	-	-	-	-	-	-	-
2	30	272	633	8,174	875	45,000	-	-	-	-	-	-	-
3	16	20	202	323	127	RELATED TO NO. 2		-	-	-	-	-	-
FRESNO													
1	28	31	150	859	314	187,031	49,457	63	-	-	-	-	-
IMPERIAL													
1	30	48	19	1,450	138	49,884	12,000	-	-	-	-	-	-
2	30	29	18	871	20	RELATED TO NO. 1		-	-	-	-	-	-
3	30	58	27	1,755	105	RELATED TO NO. 1		-	-	-	-	-	-
LOS ANGELES													
1	60	2	108	108	89	134,000	4,000	45	-	-	-	-	-
2	133	83	35	11,068	3,157	250,887	13,820	11	1	-	-	-	9
3	18	-	-	-	-	16,860	1,500	-	-	-	-	-	-
4	30	249	33	7,461	498	37,535	5,855	-	-	-	-	-	-
5	96	159	11,300	15,250	356	177,163	4,900	2	-	-	-	-	-
6	30	61	1,825	1,825	635	155,000	45,000	2	-	-	1	-	1
7	30	12	88	351	245	40,680	9,000	-	-	-	-	-	-
8	30	70	1,311	2,105	867	65,000	60,000	11	-	-	1	-	8
9	30	30	238	889	138	40,200	6,600	3	-	-	-	-	-
10	58	4	74	245	171	40,970	10,250	-	-	-	-	-	-
11	30	23	3	685	95	18,416	3,000	3	-	-	-	-	-
12	79	NR	NR	NR	NR	RELATED TO NO. 5		RELATED TO NO. 5					
13	30	5	35	138	96	16,360	1,000	-	-	-	-	-	-
14	28	48	86	1,350	350	47,750	3,500	2	1	-	-	-	1
15	60	16	145	961	238	-	-	-	-	-	-	-	-
16	30	34	111	1,009	232	-	-	-	-	-	-	-	-
17	60	23	35	1,389	47	RELATED TO NO. 21		6	-	-	-	-	6
18	30	14	93	414	19	-	-	5	-	-	-	-	-
19	30	5	35	140	98	18,340	2,500	-	-	-	-	-	-
20	NP	-	-	-	-	-	-	-	-	-	-	-	-
21	30	222	35	6,673	953	292,534	238,967	5	-	-	-	-	4
22	30	-	1	4	-	-	-	-	-	-	-	-	-

<sup>4</sup> NI indicates never installed. I indicates installed but never used. NP indicates no prosecutor's report.

<sup>5</sup> NR indicates not reported or could not be determined.

<sup>6</sup> Motions: G = Granted, D = Denied, P = Pending.

\*This wiretap was terminated during 2003, but was not reported at that time because it was part of an ongoing investigation.

\*\* This wiretap was terminated during 2002 or earlier, but was not reported at that time because it was part of an ongoing investigation.



**TABLE B-1**  
**STATE CALIFORNIA**

**CALENDAR YEAR 2004**

**REPORT BY JUDGES OF COURT-AUTHORIZED INTERCEPTS OF WIRE, ORAL, OR ELECTRONIC COMMUNICATIONS  
PURSUANT TO 18 U.S.C. 2519**

A.O. Number	Authorizing Official		Offense Specified	Intercept		Date of Application	Authorized Length		
	Judge	Prosecutor <sup>1</sup>		Type <sup>2</sup>	Location <sup>3</sup>		Original Order (Days)	Number of Extensions	Total Length (Days)
LOS ANGELES (CONTINUED)									
23	FIDLER	COOLEY	NARCOTICS	WC	D	02/12/2004	30	0	30
24	FIDLER	COOLEY	MURDER	WC	D	02/14/2004	30	0	30
25	FIDLER	COOLEY	MURDER	WC	D	02/18/2004	30	1	60
26	FIDLER	COOLEY	NARCOTICS	WC	D	02/26/2004	30	0	30
27	FIDLER	COOLEY	NARCOTICS	WC	D	03/02/2004	30	0	30
28	FIDLER	COOLEY	NARCOTICS	WC	D	03/09/2004	30	1	60
29	FIDLER	COOLEY	MURDER	WC	D	03/12/2004	30	0	30
30	FIDLER	COOLEY	NARCOTICS	WC	D	03/12/2004	30	1	60
31	FIDLER	COOLEY	NARCOTICS	WC	D	03/15/2004	30	1	60
32	FIDLER	COOLEY	NARCOTICS	WC	D	03/15/2004	30	0	30
33	FIDLER	COOLEY	NARCOTICS	WC	D	03/23/2004	30	0	30
34	FIDLER	COOLEY	NARCOTICS	WC	D	04/01/2004	30	0	30
35	FIDLER	COOLEY	NARCOTICS	WC	D	04/02/2004	30	1	60
36	FIDLER	COOLEY	NARCOTICS	WC	D	04/05/2004	30	0	30
37	FIDLER	COOLEY	NARCOTICS	WC	D	04/05/2004	30	0	30
38	FIDLER	COOLEY	NARCOTICS	WC	D	04/05/2004	30	0	30
39	FIDLER	COOLEY	NARCOTICS	WC	D	04/14/2004	30	0	30
40	FIDLER	COOLEY	NARCOTICS	WC	D	04/21/2004	30	0	30
41	FIDLER	COOLEY	NARCOTICS	WC	D	05/03/2004	30	0	30
42	FIDLER	COOLEY	NARCOTICS	WC	D	05/05/2004	30	1	60
43	FIDLER	COOLEY	NARCOTICS	WC	D	05/05/2004	30	0	30
44	FIDLER	COOLEY	NARCOTICS	WC	D	05/06/2004	30	0	30
45	FIDLER	COOLEY	NARCOTICS	WC	D	05/11/2004	30	1	60
46	FIDLER	COOLEY	NARCOTICS	WC	D	05/20/2004	30	1	60
47	FIDLER	COOLEY	NARCOTICS	WC	D	05/20/2004	30	0	30
48	FIDLER	COOLEY	NARCOTICS	WC	D	05/25/2004	30	0	30
49	FIDLER	COOLEY	NARCOTICS	WC	D	05/27/2004	30	0	30
50	FIDLER	COOLEY	MURDER	WC	D	05/28/2004	30	0	30
51	FIDLER	COOLEY	NARCOTICS	WC	D	06/02/2004	30	0	30
52	FIDLER	COOLEY	NARCOTICS	WC	D	06/09/2004	30	0	30
53	FIDLER	COOLEY	NARCOTICS	WC	D	06/09/2004	30	0	30
54	FIDLER	COOLEY	KIDNAPPING	WS,WC	H,D	06/21/2004	30	0	30

<sup>1</sup> The prosecuting official authorized the filing of the application under provisions of the state's statute. (See Table 1 for this state's statutory citation.)

<sup>2</sup> Type: WS = Standard Telephone (Wire), WC = Cellular or Mobile Telephone (Wire), WO = Other (Wire), OM = Microphone (Oral), OO = Other (Oral), ED = Digital Pager (Electronic), EE = Computer or E-Mail (Electronic), EF = Fax Machine (Electronic), EO = Other (Electronic).

<sup>3</sup> Location: H = Personal Residence, B = Business, A = Public Area, D = Portable Device, O = Other Location, R = Roving (Relaxed Specification Order), N = Not Specified.

TABLE B-1  
STATE CALIFORNIA

CALENDAR YEAR 2004

REPORT BY PROSECUTORS OF COURT-AUTHORIZED INTERCEPTS OF WIRE, ORAL, OR ELECTRONIC COMMUNICATIONS  
PURSUANT TO 18 U.S.C. 2519

A.O. Number	Number Of Days in Oper- ation <sup>4</sup>	Average Inter- cepts per Day	Number of <sup>5</sup>			Costs		Number of					
			Persons Inter- cepted	Intercepts	Incrim- inating Intercepts	Total Cost in \$	Other Than Manpower in \$	Arrests	Trials	Motions to Suppress Intercepts <sup>6</sup>			Persons Conv- icted
										G	D	P	
LOS ANGELES (CONTINUED)													
23	30	56	138	1,687	444	35,000	4,400	2	-	-	-	-	2
24	10	39	11	394	-	12,500	1,200	-	-	-	-	-	-
25	57	NR	NR	NR	NR	RELATED TO NO. 5		RELATED TO NO. 5					
26	30	21	159	635	26	40,200	6,600	3	-	-	-	-	3
27	28	-	NR	5	-	16,360	1,000	-	-	-	-	-	-
28	60	93	324	5,605	1,382	191,000	9,000	12	-	-	-	-	12
29	NP	-	-	-	-	-	-	-	-	-	-	-	-
30	60	38	58	2,302	906	-	-	-	-	-	-	-	-
31	30	43	1,300	1,300	858	65,000	5,000	1	-	-	-	-	-
32	30	84	216	2,533	413	29,332	1,750	2	-	-	-	-	2
33	30	2	22	63	37	16,360	1,000	RELATED TO NO. 57					
34	30	8	9	244	40	20,150	3,350	3	-	-	-	-	2
35	60	34	120	2,061	910	-	-	-	-	-	-	-	-
36	30	178	5,344	5,344	1,710	92,000	12,000	2	-	-	-	-	-
37	25	11	54	284	33	-	-	-	-	-	-	-	-
38	30	12	86	354	164	19,165	2,365	-	-	-	-	-	-
39	30	14	34	418	91	36,800	4,800	-	-	-	-	-	-
40	30	56	98	1,672	339	20,386	2,200	-	-	-	-	-	-
41	30	6	20	185	111	16,360	1,000	RELATED TO NO. 57					
42	42	85	397	3,587	2,172	24,550	1,300	7	-	-	-	-	5
43	30	10	88	303	21	-	-	-	-	-	-	-	-
44	5	94	8	468	142	6,800	1,800	1	-	-	-	-	1
45	30	13	48	386	231	15,960	600	RELATED TO NO. 57					
46	60	9	35	536	47	-	-	RELATED TO NO. 11, SAN BERNARDINO					
47	29	200	1,094	5,800	3,815	-	-	RELATED TO NO. 42					
48	30	19	210	568	193	-	-	-	-	-	-	-	-
49	30	81	284	2,429	1,457	40,220	9,500	RELATED TO NO. 57					
50	16	21	17	339	66	20,980	6,900	-	-	-	-	-	-
51	30	33	985	985	207	65,000	5,000	-	-	-	-	-	-
52	30	13	31	404	242	19,360	4,000	RELATED TO NO. 57					
53	30	14	34	420	353	24,854	4,400	-	-	-	-	-	-
54	15	129	331	1,931	459	19,420	1,500	1	-	-	-	-	-

<sup>4</sup> NI indicates never installed. I indicates installed but never used. NP indicates no prosecutor's report.

<sup>5</sup> NR indicates not reported or could not be determined.

<sup>6</sup> Motions: G = Granted, D = Denied, P = Pending.

\*This wiretap was terminated during 2003, but was not reported at that time because it was part of an ongoing investigation.

\*\* This wiretap was terminated during 2002 or earlier, but was not reported at that time because it was part of an ongoing investigation.

**TABLE B-1**  
**STATE CALIFORNIA**

**CALENDAR YEAR 2004**

**REPORT BY JUDGES OF COURT-AUTHORIZED INTERCEPTS OF WIRE, ORAL, OR ELECTRONIC COMMUNICATIONS  
PURSUANT TO 18 U.S.C. 2519**

A.O. Number	Authorizing Official		Offense Specified	Intercept		Date of Application	Authorized Length		
	Judge	Prosecutor <sup>1</sup>		Type <sup>2</sup>	Location <sup>3</sup>		Original Order (Days)	Number of Extensions	Total Length (Days)
LOS ANGELES (CONTINUED)									
55	FIDLER	COOLEY	NARCOTICS	WC	D	06/23/2004	30	0	30
56	FIDLER	COOLEY	NARCOTICS	WC	D	06/25/2004	30	1	60
57	FIDLER	COOLEY	NARCOTICS	WS,WC	H,D	07/01/2004	30	0	30
58	FIDLER	COOLEY	NARCOTICS	WC	D	07/01/2004	30	0	30
59	FIDLER	COOLEY	NARCOTICS	WC	D	07/23/2004	30	0	30
60	FIDLER	COOLEY	OTHER	WS,WC	H,D	08/17/2004	30	0	30
61	FIDLER	COOLEY	NARCOTICS	WC	D	08/20/2004	30	0	30
62	FIDLER	COOLEY	NARCOTICS	WC	D	08/26/2004	30	0	30
63	FIDLER	COOLEY	NARCOTICS	WC	D	09/03/2004	30	1	60
64	FIDLER	COOLEY	NARCOTICS	WC	D	09/16/2004	30	0	30
65	FIDLER	COOLEY	NARCOTICS	WS,WC	H,D	09/16/2004	30	0	30
66	FIDLER	COOLEY	MURDER	WS,WC	H,B,D	09/16/2004	30	0	30
67	FIDLER	COOLEY	OTHER	WS,WC	H,D	09/17/2004	30	0	30
68	FIDLER	COOLEY	NARCOTICS	WC	D	09/17/2004	30	0	30
69	FIDLER	COOLEY	MURDER	WS,WC	H,D	09/18/2004	30	0	30
70	FIDLER	COOLEY	MURDER	WS,WC	H,D	09/22/2004	30	0	30
71	FIDLER	COOLEY	MURDER	WS,WC	H,D	09/23/2004	30	0	30
72	FIDLER	COOLEY	NARCOTICS	WC	D	09/23/2004	30	0	30
73	FIDLER	COOLEY	NARCOTICS	WC	D	09/23/2004	30	1	60
74	FIDLER	COOLEY	NARCOTICS	WC	D	09/24/2004	30	0	30
75	FIDLER	COOLEY	MURDER	WS,WC	D,O	09/27/2004	30	0	30
76	FIDLER	COOLEY	NARCOTICS	WC	D	09/30/2004	30	0	30
77	FIDLER	COOLEY	MURDER	WC	D	09/30/2004	30	0	30
78	FIDLER	COOLEY	NARCOTICS	WC	D	10/01/2004	30	2	90
79	FIDLER	COOLEY	NARCOTICS	ED	D	10/07/2004	30	0	30
80	FIDLER	COOLEY	NARCOTICS	WC	D	10/14/2004	30	0	30
81	FIDLER	COOLEY	MURDER	WC	D	10/14/2004	30	0	30
82	FIDLER	COOLEY	NARCOTICS	WC	D	10/15/2004	30	1	60
83	FIDLER	COOLEY	NARCOTICS	WC	D	10/15/2004	30	0	30
84	FIDLER	COOLEY	NARCOTICS	WC	D	10/18/2004	30	0	30
85	FIDLER	COOLEY	NARCOTICS	WC	D	10/22/2004	30	0	30
86	FIDLER	COOLEY	NARCOTICS	WC	D	10/27/2004	30	0	30

<sup>1</sup> The prosecuting official authorized the filing of the application under provisions of the state's statute. (See Table 1 for this state's statutory citation.)

<sup>2</sup> Type: WS = Standard Telephone (Wire), WC = Cellular or Mobile Telephone (Wire), WO = Other (Wire), OM = Microphone (Oral), OO = Other (Oral), ED = Digital Pager (Electronic), EE = Computer or E-Mail (Electronic), EF = Fax Machine (Electronic), EO = Other (Electronic).

<sup>3</sup> Location: H = Personal Residence, B = Business, A = Public Area, D = Portable Device, O = Other Location, R = Roving (Relaxed Specification Order), N = Not Specified.

TABLE B-1  
STATE CALIFORNIA

CALENDAR YEAR 2004

REPORT BY PROSECUTORS OF COURT-AUTHORIZED INTERCEPTS OF WIRE, ORAL, OR ELECTRONIC COMMUNICATIONS  
PURSUANT TO 18 U.S.C. 2519

A.O. Number	Number Of Days in Oper- ation <sup>4</sup>	Average Inter- cepts per Day	Number of <sup>5</sup>			Costs		Number of					
			Persons Inter- cepted	Intercepts	Incrim- inating Intercepts	Total Cost in \$	Other Than Manpower in \$	Arrests	Trials	Motions to Suppress Intercepts <sup>6</sup>			Persons Con- victed
										G	D	P	
LOS ANGELES (CONTINUED)													
55	23	2	30	38	31	11,900	3,500	-	-	-	-	-	-
56	60	25	205	1,498	393	-	-	-	-	-	-	-	-
57	7	48	104	338	202	38,220	7,500	9	5	-	-	-	5
58	30	32	972	972	215	65,000	5,000	-	-	-	-	-	-
59	30	10	72	298	141	19,000	3,000	3	-	-	-	-	-
60	30	284	157	8,509	1,819	215,000	15,000	14	-	-	-	-	-
61	30	17	91	497	302	63,000	14,000	3	-	-	-	-	-
62	30	30	58	887	532	18,360	3,000	-	-	-	-	-	-
63	60	69	4,121	4,121	808	113,000	15,000	13	-	-	-	-	-
64	30	16	61	468	280	21,360	6,000	-	-	-	-	-	-
65	7	307	3	2,152	2	17,080	9,200	4	-	-	-	-	-
66	NP	-	-	-	-	-	-	-	-	-	-	-	-
67	30	417	168	12,514	2,580	RELATED TO NO. 60		-	-	-	-	-	-
68	NP	-	-	-	-	-	-	-	-	-	-	-	-
69	5	NR	NR	NR	NR	RELATED TO NO. 65		RELATED TO NO. 65					
70	5	NR	NR	NR	NR	RELATED TO NO. 65		RELATED TO NO. 65					
71	30	11	20	320	9	51,000	12,600	3	-	-	-	-	-
72	30	25	69	736	441	21,360	6,000	-	-	-	-	-	-
73	60	49	75	2,961	704	25,000	5,000	2	-	-	-	1	-
74	4	NR	NR	NR	-	-	-	-	-	-	-	-	-
75	30	4	8	120	3	RELATED TO NO. 71		RELATED TO NO. 71					
76	25	13	41	325	195	21,360	6,000	-	-	-	-	-	-
77	NP	-	-	-	-	-	-	-	-	-	-	-	-
78	86	37	84	3,184	819	-	-	-	-	-	-	-	-
79	30	2	NR	47	47	-	-	-	-	-	-	-	-
80	30	20	55	602	361	16,360	1,000	-	-	-	-	-	-
81	13	5	7	63	-	RELATED TO NO. 71		-	-	-	-	-	-
82	60	43	250	2,595	272	98,432	8,000	-	-	-	-	-	-
83	30	14	300	425	175	23,100	6,600	-	-	-	-	-	-
84	30	8	27	241	144	21,360	6,000	-	-	-	-	-	-
85	30	78	1,851	2,329	103	63,000	3,000	-	-	-	-	-	-
86	30	93	NR	2,789	158	12,500	2,500	12	-	-	-	1	-

<sup>4</sup> NI indicates never installed. I indicates installed but never used. NP indicates no prosecutor's report.

<sup>5</sup> NR indicates not reported or could not be determined.

<sup>6</sup> Motions: G = Granted, D = Denied, P = Pending.

\*This wiretap was terminated during 2003, but was not reported at that time because it was part of an ongoing investigation.

\*\* This wiretap was terminated during 2002 or earlier, but was not reported at that time because it was part of an ongoing investigation.

**TABLE B-1**  
**STATE CALIFORNIA**

**CALENDAR YEAR 2004**

**REPORT BY JUDGES OF COURT-AUTHORIZED INTERCEPTS OF WIRE, ORAL, OR ELECTRONIC COMMUNICATIONS  
PURSUANT TO 18 U.S.C. 2519**

A.O. Number	Authorizing Official		Offense Specified	Intercept		Date of Application	Authorized Length		
	Judge	Prosecutor <sup>1</sup>		Type <sup>2</sup>	Location <sup>3</sup>		Original Order (Days)	Number of Extensions	Total Length (Days)
LOS ANGELES (CONTINUED)									
87	FIDLER	COOLEY	NARCOTICS	WC	D	10/29/2004	30	0	30
88	FIDLER	COOLEY	NARCOTICS	WC	D	11/02/2004	30	0	30
89	FIDLER	COOLEY	NARCOTICS	WC	D	11/03/2004	30	0	30
90	FIDLER	COOLEY	NARCOTICS	WC	D	11/08/2004	30	0	30
91	FIDLER	COOLEY	MURDER	WS,WC	H,D	11/13/2004	30	0	30
92	FIDLER	COOLEY	NARCOTICS	WC	D	11/16/2004	30	0	30
93	IDLER	COOLEY	MURDER	WS,WC	H,D	11/19/2004	30	0	30
94	FIDLER	COOLEY	NARCOTICS	WC	D	11/22/2004	30	0	30
95	FIDLER	COOLEY	NARCOTICS	WC	D	11/29/2004	30	0	30
119*	FIDLER	COOLEY	MURDER	WS	O	12/16/2002	30	1	60
120*	FIDLER	COOLEY	NARCOTICS	WC	D	03/14/2003	30	1	60
121*	FIDLER	COOLEY	NARCOTICS	WC	D	05/02/2003	30	2	90
122*	FIDLER	COOLEY	NARCOTICS	WC	D	05/13/2003	30	0	30
123*	FIDLER	COOLEY	NARCOTICS	WC	D	05/22/2003	30	1	60
124*	FIDLER	COOLEY	NARCOTICS	WC	D	06/10/2003	30	0	30
125*	FIDLER	COOLEY	NARCOTICS	WC	D	07/02/2003	30	0	30
126*	FIDLER	COOLEY	MURDER	WS,WC	D,H	07/21/2003	30	0	30
127*	FIDLER	COOLEY	NARCOTICS	WC	D	08/05/2003	30	0	30
128*	FIDLER	COOLEY	NARCOTICS	WC	D	08/11/2003	30	0	30
129*	FIDLER	COOLEY	NARCOTICS	WC	D	08/19/2003	30	0	30
130*	FIDLER	COOLEY	NARCOTICS	WC	D	08/27/2003	30	1	60
131*	FIDLER	COOLEY	MURDER	WS,WC	D,H	09/03/2003	30	0	30
132*	FIDLER	COOLEY	NARCOTICS	WC	D	09/04/2003	30	0	30
133*	FIDLER	COOLEY	NARCOTICS	WC	D	09/12/2003	30	1	60
134*	FIDLER	COOLEY	NARCOTICS	WC	D	09/17/2003	30	1	60
135*	FIDLER	COOLEY	NARCOTICS	WC	D	09/19/2003	30	0	30
136*	FIDLER	COOLEY	NARCOTICS	WC	D	09/29/2003	30	0	30
137*	FIDLER	COOLEY	NARCOTICS	WC	D	10/12/2003	30	0	30
138*	FIDLER	COOLEY	NARCOTICS	WC	D	10/21/2003	30	0	30
139*	FIDLER	COOLEY	NARCOTICS	WC	D	10/27/2003	30	0	30
140*	FIDLER	COOLEY	MURDER	WC	D	10/29/2003	30	0	30
141*	FIDLER	COOLEY	MURDER	WS,WC	H,D	10/29/2003	30	0	30

<sup>1</sup> The prosecuting official authorized the filing of the application under provisions of the state's statute. (See Table 1 for this state's statutory citation.)

<sup>2</sup> Type: WS = Standard Telephone (Wire), WC = Cellular or Mobile Telephone (Wire), WO = Other (Wire), OM = Microphone (Oral), OO = Other (Oral), ED = Digital Pager (Electronic), EE = Computer or E-Mail (Electronic), EF = Fax Machine (Electronic), EO = Other (Electronic).

<sup>3</sup> Location: H = Personal Residence, B = Business, A = Public Area, D = Portable Device, O = Other Location, R = Roving (Relaxed Specification Order), N = Not Specified.

TABLE B-1  
STATE CALIFORNIA

CALENDAR YEAR 2004

REPORT BY PROSECUTORS OF COURT-AUTHORIZED INTERCEPTS OF WIRE, ORAL, OR ELECTRONIC COMMUNICATIONS  
PURSUANT TO 18 U.S.C. 2519

A.O. Number	Number Of Days in Oper- ation <sup>4</sup>	Average Inter- cepts per Day	Number of <sup>5</sup>			Costs		Number of					
			Persons Inter- cepted	Intercepts	Incrim- inating Intercepts	Total Cost in \$	Other Than Manpower in \$	Arrests	Trials	Motions to Suppress Intercepts <sup>6</sup>			Persons Con- victed
										G	D	P	
LOS ANGELES (CONTINUED)													
87	30	4	17	110	66	17,860	2,500	-	-	-	-	-	-
88	30	-	3	3	-	18,360	3,000	-	-	-	-	-	-
89	30	49	87	1,456	874	16,360	1,000	-	-	-	-	-	-
90	30	66	1,993	1,993	289	88,000	5,000	2	-	-	-	-	-
91	20	77	145	1,532	205	44,446	2,057	2	-	-	-	-	-
92	30	57	1,720	1,720	646	95,000	5,000	7	-	-	-	-	-
93	22	287	526	6,311	23	61,500	21,500	-	-	-	-	-	-
94	30	7	31	199	119	-	-	-	-	-	-	-	-
95	30	29	96	863	440	-	-	1	-	-	-	-	1
119*	36	8	4	296	-	1,940	1,500	2	1	-	-	-	1
120*	57	10	10	560	250	60,000	7,200	5	4	-	-	-	4
121*	90	41	3,698	3,698	653	430,000	20,000	27	-	-	-	-	10
122*	30	23	73	701	306	-	-	-	-	-	-	-	-
123*	60	29	356	1,755	891	-	-	-	-	-	-	-	-
124*	30	63	426	1,900	150	1,500	1,500	2	-	-	-	-	-
125*	30	48	313	1,432	536	-	-	-	-	-	-	-	-
126*	22	153	89	3,376	235	82,908	3,228	-	-	-	-	-	-
127*	21	15	92	316	200	-	-	-	-	-	-	-	-
128*	30	54	NR	1,634	622	35,000	-	5	3	-	-	-	3
129*	30	31	96	936	192	23,130	5,850	-	-	-	-	-	-
130*	60	8	4	450	4	38,100	4,500	4	-	-	-	-	3
131*	7	129	153	901	-	17,917	2,200	1	-	-	-	-	-
132*	30	54	NR	1,634	622	RELATED TO NO. 128*		RELATED TO NO. 128*					
133*	60	21	212	1,275	698	-	-	-	-	-	-	-	-
134*	60	7	208	416	212	27,810	2,610	2	-	-	-	-	-
135*	30	1	8	30	2	20,150	3,350	3	-	-	1	-	3
136*	30	30	147	897	196	37,410	2,850	-	-	-	-	-	-
137*	30	18	549	549	335	121,000	6,000	45	-	3	-	-	-
138*	30	35	103	1,036	414	55,620	5,220	-	-	-	-	-	-
139*	30	9	33	278	78	20,150	3,350	-	-	-	-	-	-
140*	30	-	3	4	-	1,000	600	-	-	-	-	-	-
141*	30	336	882	10,074	903	-	-	-	-	-	-	-	-

<sup>4</sup> NI indicates never installed. I indicates installed but never used. NP indicates no prosecutor's report.

<sup>5</sup> NR indicates not reported or could not be determined.

<sup>6</sup> Motions: G = Granted, D = Denied, P = Pending.

\*This wiretap was terminated during 2003, but was not reported at that time because it was part of an ongoing investigation.

\*\* This wiretap was terminated during 2002 or earlier, but was not reported at that time because it was part of an ongoing investigation.

**TABLE B-1**  
**STATE CALIFORNIA**

**CALENDAR YEAR 2004**

**REPORT BY JUDGES OF COURT-AUTHORIZED INTERCEPTS OF WIRE, ORAL, OR ELECTRONIC COMMUNICATIONS  
PURSUANT TO 18 U.S.C. 2519**

A.O. Number	Authorizing Official		Offense Specified	Intercept		Date of Application	Authorized Length		
	Judge	Prosecutor <sup>1</sup>		Type <sup>2</sup>	Location <sup>3</sup>		Original Order (Days)	Number of Extensions	Total Length (Days)
LOS ANGELES (CONTINUED)									
142*	FIDLER	COOLEY	MURDER	WS,WC	H,D	10/30/2003	11	0	11
143*	FIDLER	COOLEY	NARCOTICS	WC	D	11/03/2003	30	0	30
144*	FIDLER	COOLEY	NARCOTICS	WC	D	11/12/2003	30	0	30
145*	FIDLER	COOLEY	MURDER	WS,WC	H,D,O	11/20/2003	30	0	30
146*	FIDLER	COOLEY	MURDER	WS,WC	H,D	11/21/2003	30	0	30
147*	FIDLER	COOLEY	NARCOTICS	WC	D	11/22/2003	30	1	60
148*	FIDLER	COOLEY	NARCOTICS	WC	D	11/25/2003	30	0	30
149*	FIDLER	COOLEY	NARCOTICS	WC	D	11/26/2003	30	0	30
150*	FIDLER	COOLEY	MURDER	WC	D	11/29/2003	30	0	30
151*	FIDLER	COOLEY	MURDER	WS,WC	H,D	12/03/2003	30	0	30
ORANGE									
1	CONLEY	NEDZA	NARCOTICS	WC	D	12/12/2003	30	0	30
2	CONLEY	RACKAUKAS	NARCOTICS	WC,ED	D	01/26/2004	30	1	60
3	CONLEY	RACKAUKAS	NARCOTICS	WS,WC,ED	H,D	01/28/2004	30	1	60
4	CONLEY	RACKAUKAS	NARCOTICS	WC,ED	D	01/29/2004	30	0	30
5	CONLEY	RACKAUKAS	NARCOTICS	WC,ED	D	03/11/2004	30	0	30
6	CONLEY	RACKAUKAS	NARCOTICS	WC	D	03/16/2004	30	0	30
7	CONLEY	RACKAUKAS	NARCOTICS	WC,ED	D	04/21/2004	30	0	30
8	CONLEY	RACKAUKAS	NARCOTICS	WC,ED	D	04/28/2004	30	0	30
9	CONLEY	RACKAUKAS	NARCOTICS	WC	D	05/11/2004	30	0	30
10	PAER	RACKAUKAS	NARCOTICS	WC,ED	D	06/07/2004	30	0	30
11	CONLEY	RACKAUKAS	NARCOTICS	WC,ED	D	08/30/2004	30	0	30
12	CONLEY	RACKAUKAS	NARCOTICS	WC,ED	D	09/03/2004	30	0	30
13	CONLEY	RACKAUKAS	NARCOTICS	WC,ED	D	10/05/2004	30	0	30
14	PAER	RACKAUKAS	NARCOTICS	WC,ED	D	10/05/2004	30	0	30
15	PAER	RACKAUKAS	NARCOTICS	WC,ED	D	10/07/2004	30	0	30
16	CONLEY	RACKAUKAS	NARCOTICS	WC,ED	D	10/20/2004	30	0	30
17	CONLEY	RACKAUKAS	NARCOTICS	WC,ED	D	11/05/2004	30	0	30
18	CONLEY	RACKAUKAS	NARCOTICS	WC,ED	D	11/18/2004	30	0	30
19	CONLEY	RACKAUKAS	NARCOTICS	WC,ED	D	12/09/2004	30	0	30
20	CONLEY	RACKAUKAS	NARCOTICS	WC,ED	D	12/13/2004	30	0	30

<sup>1</sup> The prosecuting official authorized the filing of the application under provisions of the state's statute. (See Table 1 for this state's statutory citation.)

<sup>2</sup> Type: WS = Standard Telephone (Wire), WC = Cellular or Mobile Telephone (Wire), WO = Other (Wire), OM = Microphone (Oral), OO = Other (Oral), ED = Digital Pager (Electronic), EE = Computer or E-Mail (Electronic), EF = Fax Machine (Electronic), EO = Other (Electronic).

<sup>3</sup> Location: H = Personal Residence, B = Business, A = Public Area, D = Portable Device, O = Other Location, R = Roving (Relaxed Specification Order), N = Not Specified.

TABLE B-1  
STATE CALIFORNIA

CALENDAR YEAR 2004

REPORT BY PROSECUTORS OF COURT-AUTHORIZED INTERCEPTS OF WIRE, ORAL, OR ELECTRONIC COMMUNICATIONS  
PURSUANT TO 18 U.S.C. 2519

A.O. Number	Number Of Days in Oper- ation <sup>4</sup>	Average Inter- cepts per Day	Number of <sup>5</sup>			Costs		Number of					
			Persons Inter- cepted	Intercepts	Incrim- inating Intercepts	Total Cost in \$	Other Than Manpower in \$	Arrests	Trials	Motions to Suppress Intercepts <sup>6</sup>			Persons Conv- icted
										G	D	P	
LOS ANGELES (CONTINUED)													
142*	11	183	66	2,015	875	341,000	7,000	4	-	-	-	-	-
143*	30	15	445	445	136	129,000	9,000	47	-	-	1	-	2
144*	30	-	-	-	-	700	300	-	-	-	-	-	-
145*	30	80	23	2,409	175	25,815	4,695	-	-	-	-	-	-
146*	30	336	882	10,074	903	-	-	-	-	-	-	-	-
147*	60	82	710	4,938	2,618	-	-	-	-	-	-	-	-
148*	30	29	880	880	64	115,000	30,000	1	-	-	-	-	-
149*	30	17	272	519	383	-	-	-	-	-	-	-	-
150*	30	NR	NR	NR	NR	-	-	-	-	-	-	-	-
151*	11	7	12	75	10	40,000	5,000	-	-	-	-	-	-
ORANGE													
1	30	6	360	180	12	27,700	2,500	-	-	-	-	-	-
2	NP	-	-	-	-	-	-	-	-	-	-	-	-
3	NP	-	-	-	-	-	-	-	-	-	-	-	-
4	NP	-	-	-	-	-	-	-	-	-	-	-	-
5	NP	-	-	-	-	-	-	-	-	-	-	-	-
6	NP	-	-	-	-	-	-	-	-	-	-	-	-
7	NP	-	-	-	-	-	-	-	-	-	-	-	-
8	NP	-	-	-	-	-	-	-	-	-	-	-	-
9	NP	-	-	-	-	-	-	-	-	-	-	-	-
10	NP	-	-	-	-	-	-	-	-	-	-	-	-
11	30	184	97	5,522	637	59,320	1,500	RELATED TO NO. 13					
12	30	39	75	1,164	399	18,750	3,900	-	-	-	-	-	-
13	14	222	90	3,109	277	52,000	3,000	5	-	-	-	-	-
14	30	36	108	1,077	407	RELATED TO NO. 17		-	-	-	-	-	-
15	NP	-	-	-	-	-	-	-	-	-	-	-	-
16	NP	-	-	-	-	-	-	-	-	-	-	-	-
17	30	14	77	411	133	16,050	1,200	-	-	-	-	-	-
18	30	NR	NR	NR	NR	-	-	-	-	-	-	-	-
19	13	1	2	7	-	7,635	1,200	-	-	-	-	-	-
20	NP	-	-	-	-	-	-	-	-	-	-	-	-

<sup>4</sup> NI indicates never installed. I indicates installed but never used. NP indicates no prosecutor's report.

<sup>5</sup> NR indicates not reported or could not be determined.

<sup>6</sup> Motions: G = Granted, D = Denied, P = Pending.

\*This wiretap was terminated during 2003, but was not reported at that time because it was part of an ongoing investigation.

\*\* This wiretap was terminated during 2002 or earlier, but was not reported at that time because it was part of an ongoing investigation.



TABLE B-1  
STATE CALIFORNIA

CALENDAR YEAR 2004

REPORT BY JUDGES OF COURT-AUTHORIZED INTERCEPTS OF WIRE, ORAL, OR ELECTRONIC COMMUNICATIONS  
PURSUANT TO 18 U.S.C. 2519

A.O. Number	Authorizing Official		Offense Specified	Intercept		Date of Application	Authorized Length		
	Judge	Prosecutor <sup>1</sup>		Type <sup>2</sup>	Location <sup>3</sup>		Orig-inal Order (Days)	Num-ber of Exten-sions	Total Length (Days)
RIVERSIDE									
1	MAGERS	TRASK	NARCOTICS	WC	D	01/20/2004	30	0	30
2	MAGERS	TRASK	NARCOTICS	WC	D	01/20/2004	30	1	60
3	MAGERS	TRASK	NARCOTICS	WS,WC	H,D	02/27/2004	30	0	30
4	MAGERS	ORR	NARCOTICS	WC,ED	D	03/12/2004	30	0	30
5	MAGERS	TRASK	NARCOTICS	WC,ED	D	03/25/2004	30	0	30
6	MAGERS	TRASK	NARCOTICS	WC,ED	D	04/23/2004	30	0	30
7	MAGERS	TRASK	NARCOTICS	WC,ED	D	04/28/2004	30	0	30
8	MAGERS	TRASK	NARCOTICS	WC	D	05/27/2004	30	0	30
9	HANKS	TAGAMI	NARCOTICS	WC	D	06/02/2004	30	1	60
10	MAGERS	TAGAMI	NARCOTICS	WC	D	06/30/2004	30	0	30
11	MILLER	TAGAMI	NARCOTICS	WC	D	08/19/2004	30	0	30
12	MAGERS	TRASK	NARCOTICS	WC	D	10/12/2004	30	0	30
SAN BERNARDINO									
1	MCPETERS	RAMOS	NARCOTICS	WC	D	10/31/2003	30	11	360
2	MCPETERS	RAMOS	NARCOTICS	WC	D	11/20/2003	30	1	60
3	MCPETERS	RAMOS	NARCOTICS	WC	D	12/16/2003	30	10	330
4	MCPETERS	RAMOS	NARCOTICS	WC	D	02/06/2004	30	0	30
5	MCPETERS	RAMOS	NARCOTICS	WS,WC	H,D	02/10/2004	30	1	60
6	MCPETERS	RAMOS	NARCOTICS	WS,WC	H,D	02/26/2004	30	1	60
7	MCPETERS	RAMOS	NARCOTICS	WC	D	03/10/2004	30	1	60
8	MCPETERS	RAMOS	NARCOTICS	WC	D	03/10/2004	30	3	120
9	MCPETERS	RAMOS	NARCOTICS	WC	D	04/02/2004	30	0	30
10	MCPETERS	RAMOS	NARCOTICS	WS,WC	H,D	04/02/2004	30	1	60
11	MCPETERS	RAMOS	NARCOTICS	WC	D	04/23/2004	30	3	120
12	MCPETERS	RAMOS	NARCOTICS	WC	D	04/28/2004	30	5	180
13	MCPETERS	RAMOS	NARCOTICS	WC	D	05/21/2004	30	3	120
14	MCPETERS	RAMOS	NARCOTICS	WC	D	06/25/2004	30	0	30
15	MCPETERS	RAMOS	NARCOTICS	WC	D	07/21/2004	30	0	30
16	MCPETERS	RAMOS	NARCOTICS	WC	D	07/27/2004	30	2	90
17	MCPETERS	RAMOS	NARCOTICS	WC	D	08/12/2004	30	1	60
18	MCPETERS	RAMOS	NARCOTICS	WC	D	08/13/2004	30	0	30
19	MCPETERS	RAMOS	NARCOTICS	WC	D	08/20/2004	30	1	60

<sup>1</sup> The prosecuting official authorized the filing of the application under provisions of the state's statute. (See Table 1 for this state's statutory citation.)

<sup>2</sup> Type: WS = Standard Telephone (Wire), WC = Cellular or Mobile Telephone (Wire), WO = Other (Wire), OM = Microphone (Oral), OO = Other (Oral), ED = Digital Pager (Electronic), EE = Computer or E-Mail (Electronic), EF = Fax Machine (Electronic), EO = Other (Electronic).

<sup>3</sup> Location: H = Personal Residence, B = Business, A = Public Area, D = Portable Device, O = Other Location, R = Roving (Relaxed Specification Order), N = Not Specified.

TABLE B-1  
STATE CALIFORNIA

CALENDAR YEAR 2004

REPORT BY PROSECUTORS OF COURT-AUTHORIZED INTERCEPTS OF WIRE, ORAL, OR ELECTRONIC COMMUNICATIONS  
PURSUANT TO 18 U.S.C. 2519

A.O. Number	Number Of Days in Oper- ation <sup>4</sup>	Average Inter- cepts per Day	Number of <sup>5</sup>			Costs		Number of					
			Persons Inter- cepted	Intercepts	Incrim- inating Intercepts	Total Cost in \$	Other Than Manpower in \$	Arrests	Trials	Motions to Suppress Intercepts <sup>6</sup>			Persons Con- victed
										G	D	P	
RIVERSIDE													
1	30	17	60	500	265	24,650	7,850	5	-	-	-	-	-
2	59	29	8	1,687	731	28,504	7,260	-	-	-	-	-	-
3	30	60	40	1,794	700	54,060	12,060	-	-	-	-	-	-
4	13	22	20	283	142	29,000	8,000	-	-	-	-	-	-
5	29	24	25	687	348	53,000	8,000	-	-	-	-	-	-
6	5	7	10	34	1	15,900	8,000	-	-	-	-	-	-
7	30	7	15	204	39	55,400	8,000	-	-	-	-	-	-
8	22	85	52	1,863	815	40,400	8,000	-	-	-	-	-	-
9	60	3	41	208	40	43,580	5,000	-	-	-	-	-	-
10	30	7	4	221	51	-	-	RELATED TO NO. 11, SAN BERNARDINO					
11	30	3	11	79	9	-	-	RELATED TO NO. 11, SAN BERNARDINO					
12	23	32	85	740	440	62,975	6,275	18	-	-	-	-	1
SAN BERNARDINO													
1	340	19	340	6,395	2,319	768,371	32,700	16	1	-	-	-	1
2	48	5	107	256	71	115,665	6,465	-	-	-	-	-	-
3	310	43	485	13,203	3,892	RELATED TO NO. 1		RELATED TO NO. 1					
4	30	16	47	481	128	53,300	4,000	-	-	-	-	-	-
5	60	32	473	1,948	56	586,000	420,000	15	-	-	-	-	5
6	60	21	170	1,252	612	RELATED TO NO. 5		RELATED TO NO. 5					
7	58	29	199	1,671	689	RELATED TO NO. 5		RELATED TO NO. 5					
8	114	4	90	506	285	RELATED TO NO. 1		RELATED TO NO. 1					
9	30	72	81	2,148	354	44,500	2,500	-	-	-	-	-	-
10	60	61	360	3,684	705	RELATED TO NO. 5		RELATED TO NO. 5					
11	120	11	122	1,287	75	363,300	64,500	16	-	-	1	-	14
12	170	2	30	376	264	RELATED TO NO. 1		RELATED TO NO. 1					
13	115	11	55	1,281	636	RELATED TO NO. 1		RELATED TO NO. 1					
14	30	17	40	502	222	10,342	2,342	5	-	-	-	-	3
15	30	8	9	244	47	18,600	3,000	-	-	-	-	-	-
16	87	26	88	2,299	451	RELATED TO NO. 1		RELATED TO NO. 1					
17	60	23	111	1,365	236	RELATED TO NO. 11		RELATED TO NO. 11					
18	30	59	69	1,759	268	18,984	3,384	2	-	-	-	-	1
19	60	13	87	806	205	RELATED TO NO. 11		RELATED TO NO. 11					

<sup>4</sup> NI indicates never installed. I indicates installed but never used. NP indicates no prosecutor's report.

<sup>5</sup> NR indicates not reported or could not be determined.

<sup>6</sup> Motions: G = Granted, D = Denied, P = Pending.

\*This wiretap was terminated during 2003, but was not reported at that time because it was part of an ongoing investigation.

\*\* This wiretap was terminated during 2002 or earlier, but was not reported at that time because it was part of an ongoing investigation.

**TABLE B-1**  
**STATE CALIFORNIA**

**CALENDAR YEAR 2004**

**REPORT BY JUDGES OF COURT-AUTHORIZED INTERCEPTS OF WIRE, ORAL, OR ELECTRONIC COMMUNICATIONS  
PURSUANT TO 18 U.S.C. 2519**

A.O. Number	Authorizing Official		Offense Specified	Intercept		Date of Application	Authorized Length		
	Judge	Prosecutor <sup>1</sup>		Type <sup>2</sup>	Location <sup>3</sup>		Original Order (Days)	Number of Extensions	Total Length (Days)
SAN BERNARDINO (CONTINUED)									
20	MCPETERS	RAMOS	NARCOTICS	WC	D	08/27/2004	30	0	30
21	MCPETERS	RAMOS	NARCOTICS	WC	D	09/17/2004	30	0	30
22	MCPETERS	RAMOS	NARCOTICS	WC	D	09/17/2004	30	2	90
23	MCPETERS	RAMOS	NARCOTICS	WC	D	09/29/2004	30	0	30
24	MCPETERS	RAMOS	NARCOTICS	WC	D	10/12/2004	30	0	30
25	MCPETERS	RAMOS	NARCOTICS	WC	D	10/12/2004	30	0	30
26	MCPETERS	RAMOS	MURDER	WS,WC	H,D	10/13/2004	30	0	30
27	MCPETERS	RAMOS	NARCOTICS	WC	D	11/02/2004	30	0	30
28	NAKATA	RISLEY	MURDER	WC	D	12/13/2004	30	0	30
1*	FULLER	STOUT	NARCOTICS	WC	D	05/08/2002	30	10	330
2*	FULLER	STOUT	NARCOTICS	WC	D	12/13/2002	30	1	60
3*	MCPETERS	RAMOS	NARCOTICS	WC	D	12/30/2002	30	4	150
4*	MCPETERS	RAMOS	NARCOTICS	WC	D	03/28/2003	30	0	30
5*	MCPETERS	RAMOS	NARCOTICS	WC	D	03/28/2003	30	8	270
6*	MCPETERS	RAMOS	NARCOTICS	WC	D	04/09/2003	30	0	30
7*	MCPETERS	RAMOS	NARCOTICS	WC	D	05/07/2003	30	1	60
8*	YENT	RAMOS	NARCOTICS	WC	D	05/23/2003	30	0	30
9*	MCPETERS	RAMOS	NARCOTICS	WC	D	06/02/2003	30	0	30
10*	BARR	RAMOS	NARCOTICS	WC	D	06/05/2003	30	0	30
11*	MCPETERS	RAMOS	NARCOTICS	WC	D	06/23/2003	30	0	30
12*	MCPETERS	RAMOS	MURDER	WS,WC	H,D	08/12/2003	30	0	30
13*	MCPETERS	RAMOS	NARCOTICS	WC	D	08/15/2003	30	0	30
14*	MCPETERS	RAMOS	MURDER	WS	H	08/20/2003	30	0	30
15*	MCPETERS	RAMOS	MURDER	WS,WC	H,D	10/29/2003	30	0	30
16*	MCPETERS	RAMOS	NARCOTICS	WC	D	10/31/2003	30	1	60
17*	MCPETERS	RAMOS	MURDER	WS,WC	H,B,D	11/26/2003	30	0	30
SAN DIEGO									
1	DEDDEH	DUMANIS	NARCOTICS	WC	D	10/02/2003	30	3	120
2	DEDDEH	DUMANIS	NARCOTICS	WC	D	12/19/2003	30	0	30
3	DEDDEH	DUMANIS	NARCOTICS	WC	D	01/08/2004	30	0	30
4	DEDDEH	DUMANIS	NARCOTICS	WC	D	01/13/2004	30	0	30
5	DEDDEH	DUMANIS	NARCOTICS	WC	D	01/24/2004	30	0	30

<sup>1</sup> The prosecuting official authorized the filing of the application under provisions of the state's statute. (See Table 1 for this state's statutory citation.)

<sup>2</sup> Type: WS = Standard Telephone (Wire), WC = Cellular or Mobile Telephone (Wire), WO = Other (Wire), OM = Microphone (Oral), OO = Other (Oral), ED = Digital Pager (Electronic), EE = Computer or E-Mail (Electronic), EF = Fax Machine (Electronic), EO = Other (Electronic).

<sup>3</sup> Location: H = Personal Residence, B = Business, A = Public Area, D = Portable Device, O = Other Location, R = Roving (Relaxed Specification Order), N = Not Specified.

TABLE B-1  
STATE CALIFORNIA

CALENDAR YEAR 2004

REPORT BY PROSECUTORS OF COURT-AUTHORIZED INTERCEPTS OF WIRE, ORAL, OR ELECTRONIC COMMUNICATIONS  
PURSUANT TO 18 U.S.C. 2519

A.O. Number	Number Of Days in Oper- ation <sup>4</sup>	Average Inter- cepts per Day	Number of <sup>5</sup>			Costs		Number of						
			Persons Inter- cepted	Intercepts	Incrim- inating Intercepts	Total Cost in \$	Other Than Manpower in \$	Arrests	Trials	Motions to Suppress Intercepts <sup>6</sup>			Persons Con- victed	
										G	D	P		
SAN BERNARDINO (CONTINUED)														
20	17	22	22	379	125	17,850	2,250	1	-	-	-	-	-	
21	30	8	31	234	36	16,600	1,000	-	-	-	-	-	-	
22	86	26	46	2,253	858	52,550	5,750	4	-	-	-	-	1	
23	23	2	17	42	21	RELATED TO NO. 1		RELATED TO NO. 1						
24	12	22	92	267	70	17,600	5,000	-	-	-	-	-	-	
25	30	61	94	1,841	131	RELATED TO NO. 11		RELATED TO NO. 11						
26	19	219	459	4,160	329	30,000	7,000	-	-	-	-	-	-	
27	30	10	67	292	125	19,850	2,000	-	-	-	-	-	-	
28	NI	-	-	-	-	-	-	-	-	-	-	-	-	
1*	253	60	NR	15,122	1,719	-	-	8	-	-	-	-	4	
2*	45	9	18	425	7	66,614	5,000	-	-	-	-	-	-	
3*	145	26	284	3,702	980	259,504	19,025	-	-	-	-	-	-	
4*	30	17	67	515	3	RELATED TO NO. 3*		-	-	-	-	-	-	
5*	254	7	94	1,854	349	RELATED TO NO. 3*		-	-	-	-	-	-	
6*	30	16	53	474	60	46,775	2,775	-	-	-	-	-	-	
7*	53	8	102	410	102	128,100	28,500	12	-	-	1	-	11	
8*	30	34	196	1,009	183	RELATED TO NO. 7*		RELATED TO NO. 7*						
9*	25	33	130	818	231	RELATED TO NO. 7*		RELATED TO NO. 7*						
10*	I	-	-	-	-	RELATED TO NO. 7*		-	-	-	-	-	-	
11*	4	74	100	295	102	RELATED TO NO. 7*		RELATED TO NO. 7*						
12*	28	64	209	1,779	89	39,547	1,875	1	-	-	-	-	-	
13*	18	-	-	-	-	RELATED TO NO. 3*		-	-	-	-	-	-	
14*	I	-	-	-	-	650	650	-	-	-	-	-	-	
15*	8	100	118	798	52	14,900	5,600	2	-	-	-	-	-	
16*	55	80	139	4,375	577	210,940	16,500	-	-	-	-	-	-	
17*	17	53	216	906	146	20,861	12,000	1	-	-	-	-	-	
SAN DIEGO														
1	94	24	157	2,263	748	20,337	350	-	-	-	-	-	-	
2	18	12	39	222	98	20,487	500	34	-	-	-	-	26	
3	18	26	59	466	30	30,984	2,200	-	-	-	-	-	-	
4	30	26	100	783	51	19,464	-	-	-	-	-	-	-	
5	11	16	30	171	7	17,940	350	-	-	-	-	-	-	

<sup>4</sup> NI indicates never installed. I indicates installed but never used. NP indicates no prosecutor's report.

<sup>5</sup> NR indicates not reported or could not be determined.

<sup>6</sup> Motions: G = Granted, D = Denied, P = Pending.

\*This wiretap was terminated during 2003, but was not reported at that time because it was part of an ongoing investigation.

\*\* This wiretap was terminated during 2002 or earlier, but was not reported at that time because it was part of an ongoing investigation.

TABLE B-1  
STATE CALIFORNIA

CALENDAR YEAR 2004

REPORT BY JUDGES OF COURT-AUTHORIZED INTERCEPTS OF WIRE, ORAL, OR ELECTRONIC COMMUNICATIONS  
PURSUANT TO 18 U.S.C. 2519

A.O. Number	Authorizing Official		Offense Specified	Intercept		Date of Application	Authorized Length		
	Judge	Prosecutor <sup>1</sup>		Type <sup>2</sup>	Location <sup>3</sup>		Original Order (Days)	Number of Extensions	Total Length (Days)
SAN DIEGO (CONTINUED)									
6	DEDDEH	DUMANIS	NARCOTICS	WC	D	01/27/2004	30	0	30
7	DEDDEH	DUMANIS	NARCOTICS	WC	D	02/18/2004	30	0	30
8	DEDDEH	DUMANIS	NARCOTICS	WC	D	02/19/2004	30	0	30
9	DEDDEH	DUMANIS	NARCOTICS	WC	D	03/04/2004	30	0	30
10	DEDDEH	RODRIGUEZ	CONSPIRACY	WC,ED	D	08/27/2004	30	0	30
11	DEDDEH	DUMANIS	CONSPIRACY	WC	D	08/31/2004	30	0	30
12	DEDDEH	DUMANIS	NARCOTICS	WC	D	09/13/2004	30	2	90
13	DEDDEH	DUMANIS	NARCOTICS	WC	D	10/28/2004	30	0	30
14	DEDDEH	DUMANIS	NARCOTICS	WC	D	10/28/2004	30	1	60
15	DEDDEH	DUMANIS	NARCOTICS	WC	D	11/18/2004	30	0	30
16	DEDDEH	DUMANIS	NARCOTICS	WC	D	11/23/2004	30	0	30
17	DEDDEH	DUMANIS	NARCOTICS	WC	D	11/23/2004	30	0	30
SANTA BARBARA									
1*	MELVILLE	SNEDDON	NARCOTICS	WS,WC	H,D	04/03/2003	30	4	150
2*	MELVILLE	SNEDDON	NARCOTICS	WS,WC	H,D	08/28/2003	30	0	30
TEHAMA									
1	MURRAY	COHEN	NARCOTICS	WC	D	12/17/2003	30	0	30
TULARE									
1*	FERGUSON	CLINE	NARCOTICS	WC	D	09/17/2003	30	1	60

<sup>1</sup> The prosecuting official authorized the filing of the application under provisions of the state's statute. (See Table 1 for this state's statutory citation.)

<sup>2</sup> Type: WS = Standard Telephone (Wire), WC = Cellular or Mobile Telephone (Wire), WO = Other (Wire), OM = Microphone (Oral), OO = Other (Oral), ED = Digital Pager (Electronic), EE = Computer or E-Mail (Electronic), EF = Fax Machine (Electronic), EO = Other (Electronic).

<sup>3</sup> Location: H = Personal Residence, B = Business, A = Public Area, D = Portable Device, O = Other Location, R = Roving (Relaxed Specification Order), N = Not Specified.

TABLE B-1  
STATE CALIFORNIA

CALENDAR YEAR 2004

REPORT BY PROSECUTORS OF COURT-AUTHORIZED INTERCEPTS OF WIRE, ORAL, OR ELECTRONIC COMMUNICATIONS  
PURSUANT TO 18 U.S.C. 2519

A.O. Number	Number Of Days in Oper- ation <sup>4</sup>	Average Inter- cepts per Day	Number of <sup>5</sup>			Costs		Number of					
			Persons Inter- cepted	Intercepts	Incrim- inating Intercepts	Total Cost in \$	Other Than Manpower in \$	Arrests	Trials	Motions to Suppress Intercepts <sup>6</sup>			Persons Conv- icted
										G	D	P	
SAN DIEGO (CONTINUED)													
6	8	10	35	81	-	10,300	3,900	-	-	-	-	-	-
7	16	52	109	834	28	16,700	3,900	-	-	-	-	-	-
8	29	64	140	1,845	30	38,410	-	-	-	-	-	-	-
9	30	20	37	588	15	27,900	3,900	9	-	-	-	-	9
10	18	41	29	744	95	47,377	4,400	-	-	-	-	-	-
11	30	36	55	1,065	122	51,197	3,300	-	-	-	-	-	-
12	90	112	670	10,066	4,042	199,555	23,010	75	-	-	-	-	-
13	30	349	94	10,480	1,758	40,659	2,775	12	-	-	-	-	-
14	42	14	84	592	285	RELATED TO NO. 12		RELATED TO NO. 12					
15	30	24	31	725	113	16,851	2,000	-	-	-	-	-	-
16	16	14	39	226	99	RELATED TO NO. 12		RELATED TO NO. 12					
17	16	66	364	1,059	352	RELATED TO NO. 12		RELATED TO NO. 12					
SANTA BARBARA													
1*	150	125	235	18,698	3,500	227,483	44,675	30	-	-	-	-	19
2*	18	75	60	1,350	195	47,750	3,500	8	-	-	-	-	-
TEHAMA													
1	21	21	NR	449	4	-	-	-	-	-	-	-	-
TULARE													
1*	59	127	591	7,506	318	121,346	-	-	-	-	-	-	-

<sup>4</sup> NI indicates never installed. I indicates installed but never used. NP indicates no prosecutor's report.

<sup>5</sup> NR indicates not reported or could not be determined.

<sup>6</sup> Motions: G = Granted, D = Denied, P = Pending.

\*This wiretap was terminated during 2003, but was not reported at that time because it was part of an ongoing investigation.

\*\* This wiretap was terminated during 2002 or earlier, but was not reported at that time because it was part of an ongoing investigation.

TABLE B-1  
STATE DELAWARE

CALENDAR YEAR 2004

REPORT BY JUDGES OF COURT-AUTHORIZED INTERCEPTS OF WIRE, ORAL, OR ELECTRONIC COMMUNICATIONS  
PURSUANT TO 18 U.S.C. 2519

A.O. Number	Authorizing Official		Offense Specified	Intercept		Date of Application	Authorized Length		
	Judge	Prosecutor <sup>1</sup>		Type <sup>2</sup>	Location <sup>3</sup>		Original Order (Days)	Number of Extensions	Total Length (Days)
STATE ATTORNEY GENERAL									
1	COOCH	VELLA	OTHER	WC	D	08/30/2004	1	0	1
2	COOCH	VELLA	RACKETEERING	WC	D	11/03/2004	30	0	30
3	COOCH	LETANG	RACKETEERING	WC	D	11/03/2004	30	0	30
4	COOCH	VELLA	OTHER	EO	O	11/04/2004	1	0	1

<sup>1</sup> The prosecuting official authorized the filing of the application under provisions of the state's statute. (See Table 1 for this state's statutory citation.)

<sup>2</sup> Type: WS = Standard Telephone (Wire), WC = Cellular or Mobile Telephone (Wire), WO = Other (Wire), OM = Microphone (Oral), OO = Other (Oral), ED = Digital Pager (Electronic), EE = Computer or E-Mail (Electronic), EF = Fax Machine (Electronic), EO = Other (Electronic).

<sup>3</sup> Location: H = Personal Residence, B = Business, A = Public Area, D = Portable Device, O = Other Location, R = Roving (Relaxed Specification Order), N = Not Specified.

TABLE B-1  
STATE DELAWARE

CALENDAR YEAR 2004

REPORT BY PROSECUTORS OF COURT-AUTHORIZED INTERCEPTS OF WIRE, ORAL, OR ELECTRONIC COMMUNICATIONS  
PURSUANT TO 18 U.S.C. 2519

A.O. Number	Number Of Days in Oper- ation <sup>4</sup>	Average Inter- cepts per Day	Number of <sup>5</sup>			Costs		Number of					
			Persons Inter- cepted	Intercepts	Incrim- inating Intercepts	Total Cost in \$	Other Than Manpower in \$	Arrests	Trials	Motions to Suppress Intercepts <sup>6</sup>			Persons Con- victed
										G	D	P	
STATE ATTORNEY GENERAL													
1	1	-	-	-	-	-	-	1	-	-	-	-	-
2	26	58	1,443	1,512	445	66,229	2,575	9	-	-	-	-	-
3	30	93	2,350	2,801	334	71,029	7,375	2	-	-	-	-	-
4	1	1	1	1	1	-	-	1	-	-	-	-	1

<sup>4</sup> NI indicates never installed. I indicates installed but never used. NP indicates no prosecutor's report.

<sup>5</sup> NR indicates not reported or could not be determined.

<sup>6</sup> Motions: G = Granted, D = Denied, P = Pending.

\*This wiretap was terminated during 2003, but was not reported at that time because it was part of an ongoing investigation.

\*\* This wiretap was terminated during 2002 or earlier, but was not reported at that time because it was part of an ongoing investigation.



**TABLE B-1**  
**STATE FLORIDA**

**CALENDAR YEAR 2004**

**REPORT BY JUDGES OF COURT-AUTHORIZED INTERCEPTS OF WIRE, ORAL, OR ELECTRONIC COMMUNICATIONS  
PURSUANT TO 18 U.S.C. 2519**

A.O. Number	Authorizing Official		Offense Specified	Intercept		Date of Application	Authorized Length		
	Judge	Prosecutor <sup>1</sup>		Type <sup>2</sup>	Location <sup>3</sup>		Original Order (Days)	Number of Extensions	Total Length (Days)
4TH JUDICIAL CIRCUIT (DUVAL)									
1	MATHIS	SHORSTEIN	NARCOTICS	WC	D	11/06/2003	30	2	90
2	MATHIS	SHORSTEIN	NARCOTICS	WC	D	11/06/2003	30	2	90
3	MATHIS	SHORSTEIN	NARCOTICS	WC	D	12/05/2003	30	1	60
4	STETSON	SHORSTEIN	RACKETEERING	WC	D	03/31/2004	30	0	30
5	STETSON	SHORSTEIN	RACKETEERING	WC	D	03/31/2004	30	0	30
6	MATHIS	SHORSTEIN	NARCOTICS	WC	D	04/29/2004	30	2	90
7	MATHIS	SHORSTEIN	NARCOTICS	WC	D	04/29/2004	30	2	90
8	MATHIS	SHORSTEIN	NARCOTICS	WC	D	04/29/2004	30	0	30
9	MATHIS	SHORSTEIN	NARCOTICS	WC	D	05/14/2004	30	0	30
10	MATHIS	SHORSTEIN	NARCOTICS	WC	D	05/24/2004	30	1	60
11	MATHIS	SHORSTEIN	NARCOTICS	WC	D	05/24/2004	30	1	60
12	MATHIS	SHORSTEIN	NARCOTICS	WC	D	05/28/2004	30	0	30
13	MATHIS	SHORSTEIN	NARCOTICS	WC	D	06/28/2004	30	0	30
14	STETSON	SHORSTEIN	NARCOTICS	WC	D	11/04/2004	30	0	30
5TH JUDICIAL CIRCUIT (LAKE/MARION)									
1	MUSLEH	KING	NARCOTICS	WC	D	04/28/2004	30	0	30
2	MUSLEH	KING	NARCOTICS	WC	D	05/18/2004	30	0	30
3	MUSLEH	KING	NARCOTICS	WC	D	06/03/2004	20	0	20
4	HOWARD	KING	LOANSHARKING	WS	H	11/12/2004	30	0	30
5	HOWARD	KING	LOANSHARKING	WC	D	11/12/2004	30	0	30
9TH JUDICIAL CIRCUIT (ORANGE/OSCEOLA)									
1	STRICKLAND	LAMAR	NARCOTICS	WC	D	02/16/2004	17	0	17
17TH JUDICIAL CIRCUIT (BROWARD)									
1	GREENE	SATZ	GAMBLING	WC	D	11/12/2003	30	1	60
2	GREENE	SATZ	GAMBLING	WS	H	11/12/2003	30	1	60
3	GREENE	SATZ	GAMBLING	WC	D	06/26/2004	30	1	60
4	GREENE	SATZ	GAMBLING	WC	D	07/28/2004	30	4	150
5	GREENE	SATZ	GAMBLING	WC	D	10/08/2004	30	2	90
6	GREENE	SATZ	GAMBLING	WC	D	10/08/2004	30	2	90

<sup>1</sup> The prosecuting official authorized the filing of the application under provisions of the state's statute. (See Table 1 for this state's statutory citation.)

<sup>2</sup> Type: WS = Standard Telephone (Wire), WC = Cellular or Mobile Telephone (Wire), WO = Other (Wire), OM = Microphone (Oral), OO = Other (Oral), ED = Digital Pager (Electronic), EE = Computer or E-Mail (Electronic), EF = Fax Machine (Electronic), EO = Other (Electronic).

<sup>3</sup> Location: H = Personal Residence, B = Business, A = Public Area, D = Portable Device, O = Other Location, R = Roving (Relaxed Specification Order), N = Not Specified.

TABLE B-1  
STATE FLORIDA

CALENDAR YEAR 2004

REPORT BY PROSECUTORS OF COURT-AUTHORIZED INTERCEPTS OF WIRE, ORAL, OR ELECTRONIC COMMUNICATIONS  
PURSUANT TO 18 U.S.C. 2519

A.O. Number	Number Of Days in Oper- ation <sup>4</sup>	Average Inter- cepts per Day	Number of <sup>5</sup>			Costs		Number of						
			Persons Inter- cepted	Intercepts	Incrim- inating Intercepts	Total Cost in \$	Other Than Manpower in \$	Arrests	Trials	Motions to Suppress Intercepts <sup>6</sup>			Persons Conv- icted	
										G	D	P		
4TH JUDICIAL CIRCUIT (DUVAL)														
1	82	120	100	9,844	280	165,000	15,000	33	-	-	-	-	26	
2	81	70	100	5,700	875	RELATED TO NO. 1		RELATED TO NO. 1						
3	53	89	100	4,697	150	RELATED TO NO. 1		RELATED TO NO. 1						
4	15	63	131	947	65	15,713	-	-	-	-	-	-	-	
5	15	63	131	947	65	2,693	2,693	-	-	-	-	-	-	
6	72	107	100	7,687	691	250,000	50,000	27	-	-	-	-	2	
7	73	59	100	4,321	335	RELATED TO NO. 6		RELATED TO NO. 6						
8	16	21	100	337	4	RELATED TO NO. 6		RELATED TO NO. 6						
9	28	23	100	640	-	RELATED TO NO. 6		-	-	-	-	-	-	
10	48	49	100	2,345	181	RELATED TO NO. 6		RELATED TO NO. 6						
11	47	47	100	2,190	182	RELATED TO NO. 6		RELATED TO NO. 6						
12	30	21	100	621	63	RELATED TO NO. 6		RELATED TO NO. 6						
13	12	33	100	394	14	RELATED TO NO. 6		RELATED TO NO. 6						
14	30	35	372	1,057	30	25,310	3,750	-	-	-	-	-	-	
5TH JUDICIAL CIRCUIT (LAKE/MARION)														
1	29	39	25	1,120	323	-	-	13	-	-	73	-	12	
2	I	-	-	-	-	-	-	-	-	-	-	-	-	
3	20	32	25	630	198	-	-	RELATED TO NO. 1						
4	30	42	79	1,255	87	74,111	6,933	2	-	-	-	-	-	
5	30	62	158	1,865	410	RELATED TO NO. 4		RELATED TO NO. 4						
9TH JUDICIAL CIRCUIT (ORANGE/OSCEOLA)														
1	17	14	81	234	234	339,919	24,790	21	-	-	-	2	9	
17TH JUDICIAL CIRCUIT (BROWARD)														
1	53	31	95	1,618	488	189,100	4,100	-	-	-	-	-	-	
2	51	61	132	3,105	1,451	RELATED TO NO. 1		-	-	-	-	-	-	
3	57	149	329	8,473	1,021	RELATED TO NO. 4		-	-	-	-	-	-	
4	145	132	436	19,109	4,527	703,000	28,000	-	-	-	-	-	-	
5	76	33	215	2,504	561	RELATED TO NO. 4		-	-	-	-	-	-	
6	76	28	141	2,118	532	RELATED TO NO. 4		-	-	-	-	-	-	

<sup>4</sup> NI indicates never installed. I indicates installed but never used. NP indicates no prosecutor's report.

<sup>5</sup> NR indicates not reported or could not be determined.

<sup>6</sup> Motions: G = Granted, D = Denied, P = Pending.

\*This wiretap was terminated during 2003, but was not reported at that time because it was part of an ongoing investigation.

\*\* This wiretap was terminated during 2002 or earlier, but was not reported at that time because it was part of an ongoing investigation.

**TABLE B-1**  
**STATE FLORIDA**

**CALENDAR YEAR 2004**

**REPORT BY JUDGES OF COURT-AUTHORIZED INTERCEPTS OF WIRE, ORAL, OR ELECTRONIC COMMUNICATIONS  
PURSUANT TO 18 U.S.C. 2519**

A.O. Number	Authorizing Official		Offense Specified	Intercept		Date of Application	Authorized Length		
	Judge	Prosecutor <sup>1</sup>		Type <sup>2</sup>	Location <sup>3</sup>		Orig-inal Order (Days)	Num-ber of Exten-sions	Total Length (Days)
18TH JUDICIAL CIRCUIT (BREVARD/SEMINOLE)									
1	LESTER	WOLFINGER	NARCOTICS	WC	D	02/24/2004	30	1	60
2	LESTER	WOLFINGER	NARCOTICS	WC	D	03/24/2004	30	1	60
3	LESTER	WOLFINGER	NARCOTICS	WC	D	03/30/2004	30	1	60
4	LESTER	WOLFINGER	NARCOTICS	WC	D	04/12/2004	30	0	30
5	SILVERNAIL	WOLFINGER	NARCOTICS	WC	D	06/07/2004	30	0	30
6	SILVERNAIL	WOLFINGER	NARCOTICS	WC	D	06/28/2004	30	0	30
7	SILVERNAIL	WOLFINGER	NARCOTICS	WC	D	06/28/2004	30	1	60
8	SILVERNAIL	WOLFINGER	NARCOTICS	WC	D	06/28/2004	30	1	60
9	NELSON	WOLFINGER	NARCOTICS	WC	D	07/01/2004	30	1	60
10	SILVERNAIL	WOLFINGER	NARCOTICS	WC	D	07/06/2004	30	0	30
11	NELSON	WOLFINGER	NARCOTICS	WC	D	07/22/2004	30	1	60
12	SILVERNAIL	WOLFINGER	NARCOTICS	WC	D	07/28/2004	30	0	30
13	SILVERNAIL	WOLFINGER	NARCOTICS	WC	D	07/28/2004	30	0	30
14	SILVERNAIL	WOLFINGER	NARCOTICS	WC	D	08/05/2004	30	0	30
19TH JUDICIAL CIRCUIT (SAINT LUCIE)									
1	LEVIN	COLTON	RACKETEERING	WC	D	03/03/2004	30	0	30
2	LEVIN	COLTON	RACKETEERING	WC	D	03/23/2004	30	0	30
3	LEVIN	COLTON	RACKETEERING	WC	D	03/23/2004	30	0	30
4	LEVIN	COLTON	RACKETEERING	WC	D	03/23/2004	30	1	60
5	LEVIN	COLTON	RACKETEERING	WC	D	03/24/2004	30	1	60
6	LEVIN	COLTON	RACKETEERING	OM	H	10/28/2004	30	0	30
7	LEVIN	COLTON	MURDER	WS	H	11/19/2004	30	0	30
8	LEVIN	COLTON	MURDER	WC	D	11/19/2004	30	0	30
9*	LEVIN	COLTON	RACKETEERING	WC	D	11/10/2003	30	0	30
STATE ATTORNEY GENERAL									
1	HAYES	WILLIAMS	NARCOTICS	WC	D	12/01/2003	30	1	60
2	HAYES	WILLIAMS	NARCOTICS	WC	D	01/22/2004	30	0	30
3	HAYES	WILLIAMS	NARCOTICS	WC	D	02/27/2004	30	0	30
4	BOWDEN	WILLIAMS	RACKETEERING	WC	D	03/16/2004	30	1	60
5	BOWDEN	WILLIAMS	RACKETEERING	WC	D	03/16/2004	30	1	60
6	BOWDEN	WILLIAMS	RACKETEERING	WC	D	03/16/2004	30	0	30
7	BOWDEN	WILLIAMS	RACKETEERING	WC	D	04/05/2004	30	1	60

<sup>1</sup> The prosecuting official authorized the filing of the application under provisions of the state's statute. (See Table 1 for this state's statutory citation.)

<sup>2</sup> Type: WS = Standard Telephone (Wire), WC = Cellular or Mobile Telephone (Wire), WO = Other (Wire), OM = Microphone (Oral), OO = Other (Oral), ED = Digital Pager (Electronic), EE = Computer or E-Mail (Electronic), EF = Fax Machine (Electronic), EO = Other (Electronic).

<sup>3</sup> Location: H = Personal Residence, B = Business, A = Public Area, D = Portable Device, O = Other Location, R = Roving (Relaxed Specification Order), N = Not Specified.

TABLE B-1  
STATE FLORIDA

CALENDAR YEAR 2004

REPORT BY PROSECUTORS OF COURT-AUTHORIZED INTERCEPTS OF WIRE, ORAL, OR ELECTRONIC COMMUNICATIONS  
PURSUANT TO 18 U.S.C. 2519

A.O. Number	Number Of Days in Oper- ation <sup>4</sup>	Average Inter- cepts per Day	Number of <sup>5</sup>			Costs		Number of						
			Persons Inter- cepted	Intercepts	Incrim- inating Intercepts	Total Cost in \$	Other Than Manpower in \$	Arrests	Trials	Motions to Suppress Intercepts <sup>6</sup>			Persons Con- victed	
										G	D	P		
18TH JUDICIAL CIRCUIT (BREVARD/SEMINOLE)														
1	60	62	51	3,741	127	25,000	15,000	19	-	-	-	-	-	
2	50	74	52	3,725	102	RELATED TO NO. 1		RELATED TO NO. 1						
3	34	202	34	6,885	117	RELATED TO NO. 1		RELATED TO NO. 1						
4	30	212	25	6,365	155	RELATED TO NO. 1		RELATED TO NO. 1						
5	21	143	500	3,012	290	228,946	30,000	7	-	-	-	-	-	
6	NP	-	-	-	-	-	-	-	-	-	-	-	-	
7	60	151	NR	9,068	1,187	RELATED TO NO. 5		RELATED TO NO. 5						
8	60	12	NR	727	33	RELATED TO NO. 5		RELATED TO NO. 5						
9	52	59	104	3,064	336	60,000	5,000	25	-	-	-	-	-	
10	11	93	NR	1,018	34	RELATED TO NO. 5		RELATED TO NO. 5						
11	37	205	60	7,573	98	RELATED TO NO. 9		RELATED TO NO. 9						
12	8	87	NR	697	82	RELATED TO NO. 5		RELATED TO NO. 5						
13	26	21	NR	534	14	RELATED TO NO. 5		RELATED TO NO. 5						
14	14	6	NR	91	30	RELATED TO NO. 5		RELATED TO NO. 5						
19TH JUDICIAL CIRCUIT (SAINT LUCIE)														
1	30	-	-	-	-	RELATED TO NO. 5		-	-	-	-	-	-	
2	30	90	NR	2,698	39	RELATED TO NO. 5		RELATED TO NO. 5						
3	30	69	NR	2,071	32	RELATED TO NO. 5		RELATED TO NO. 5						
4	58	174	NR	10,106	257	RELATED TO NO. 5		RELATED TO NO. 5						
5	60	428	NR	25,702	1,636	110,000	35,000	14	-	-	-	-	-	
6	I	-	-	-	-	-	-	-	-	-	-	-	-	
7	NI	-	-	-	-	-	-	-	-	-	-	-	-	
8	NI	-	-	-	-	-	-	-	-	-	-	-	-	
9*	23	196	NR	4,513	83	RELATED TO NO. 5		RELATED TO NO. 5						
STATE ATTORNEY GENERAL														
1	55	22	115	1,187	283	184,000	10,000	-	-	-	-	-	-	
2	28	69	NR	1,937	454	RELATED TO NO. 1		-	-	-	-	-	-	
3	5	28	NR	141	52	RELATED TO NO. 1		-	-	-	-	-	-	
4	28	88	16	2,465	129	118,500	38,500	45	-	-	-	-	10	
5	49	88	29	4,314	226	RELATED TO NO. 4		RELATED TO NO. 4						
6	28	88	16	2,465	129	RELATED TO NO. 4		RELATED TO NO. 4						
7	32	88	19	2,817	147	RELATED TO NO. 4		RELATED TO NO. 4						

<sup>4</sup> NI indicates never installed. I indicates installed but never used. NP indicates no prosecutor's report.

<sup>5</sup> NR indicates not reported or could not be determined.

<sup>6</sup> Motions: G = Granted, D = Denied, P = Pending.

\*This wiretap was terminated during 2003, but was not reported at that time because it was part of an ongoing investigation.

\*\* This wiretap was terminated during 2002 or earlier, but was not reported at that time because it was part of an ongoing investigation.

REPORT BY JUDGES OF COURT-AUTHORIZED INTERCEPTS OF WIRE, ORAL, OR ELECTRONIC COMMUNICATIONS  
PURSUANT TO 18 U.S.C. 2519

A.O. Number	Authorizing Official		Offense Specified	Intercept		Date of Application	Authorized Length		
	Judge	Prosecutor <sup>1</sup>		Type <sup>2</sup>	Location <sup>3</sup>		Original Order (Days)	Number of Extensions	Total Length (Days)
STATE ATTORNEY GENERAL (CONTINUED)									
8	BOWDEN	WILLIAMS	RACKETEERING	WC	D	04/05/2004	30	1	60
9	BOWDEN	WILLIAMS	RACKETEERING	WC	D	04/05/2004	30	0	30
10	BOWDEN	WILLIAMS	RACKETEERING	WC	D	04/21/2004	30	0	30
11	BOWDEN	WILLIAMS	RACKETEERING	WC	D	04/21/2004	30	1	60
12	BOWDEN	WILLIAMS	RACKETEERING	WC	D	04/21/2004	30	1	60
13	BOWDEN	WILLIAMS	RACKETEERING	WC	D	05/20/2004	30	0	30
14	BOWDEN	WILLIAMS	RACKETEERING	WC	D	05/28/2004	30	0	30
15	BOWDEN	WILLIAMS	RACKETEERING	WC	D	05/28/2004	30	1	60
16	SILVERNAIL	WOLFINGER	NARCOTICS	WC	D	06/07/2004	30	0	30
17	BOWDEN	WILLIAMS	RACKETEERING	WC	D	06/14/2004	30	1	60
18	BOWDEN	WILLIAMS	RACKETEERING	WC	D	06/14/2004	30	0	30
19	BOWDEN	WILLIAMS	RACKETEERING	WC	D	06/23/2004	30	0	30
20	SILVERNAIL	WOLFINGER	NARCOTICS	WC	D	06/28/2004	30	1	60
21	BOWDEN	WILLIAMS	RACKETEERING	WC	D	06/28/2004	30	0	30
22	MATHIS	WILLIAMS	RACKETEERING	WC	D	07/19/2004	30	1	60
23	LAWSON	LEE	NARCOTICS	WC	D	09/23/2004	30	1	60
24	LAWSON	LEE	NARCOTICS	WC	D	11/02/2004	30	0	30

<sup>1</sup> The prosecuting official authorized the filing of the application under provisions of the state's statute. (See Table 1 for this state's statutory citation.)

<sup>2</sup> Type: WS = Standard Telephone (Wire), WC = Cellular or Mobile Telephone (Wire), WO = Other (Wire), OM = Microphone (Oral), OO = Other (Oral), ED = Digital Pager (Electronic), EE = Computer or E-Mail (Electronic), EF = Fax Machine (Electronic), EO = Other (Electronic).

<sup>3</sup> Location: H = Personal Residence, B = Business, A = Public Area, D = Portable Device, O = Other Location, R = Roving (Relaxed Specification Order), N = Not Specified.

TABLE B-1  
STATE FLORIDA

CALENDAR YEAR 2004

REPORT BY PROSECUTORS OF COURT-AUTHORIZED INTERCEPTS OF WIRE, ORAL, OR ELECTRONIC COMMUNICATIONS  
PURSUANT TO 18 U.S.C. 2519

A.O. Number	Number Of Days in Oper- ation <sup>4</sup>	Average Inter- cepts per Day	Number of <sup>5</sup>			Costs		Number of						
			Persons Inter- cepted	Intercepts	Incrim- inating Intercepts	Total Cost in \$	Other Than Manpower in \$	Arrests	Trials	Motions to Suppress Intercepts <sup>6</sup>			Persons Con- victed	
										G	D	P		
STATE ATTORNEY GENERAL (CONTINUED)														
8	32	88	19	2,817	147	RELATED TO NO. 4		RELATED TO NO. 4						
9	16	88	7	1,409	74	RELATED TO NO. 4		RELATED TO NO. 4						
10	26	88	15	2,289	120	RELATED TO NO. 4		RELATED TO NO. 4						
11	41	88	24	3,609	189	RELATED TO NO. 4		RELATED TO NO. 4						
12	36	88	21	3,169	166	RELATED TO NO. 4		RELATED TO NO. 4						
13	26	88	15	2,289	120	RELATED TO NO. 4		RELATED TO NO. 4						
14	30	88	18	2,641	138	RELATED TO NO. 4		RELATED TO NO. 4						
15	54	88	32	4,754	249	RELATED TO NO. 4		RELATED TO NO. 4						
16	NP	-	-	-	-	-	-	-	-	-	-	-	-	
17	42	88	25	3,697	193	RELATED TO NO. 4		RELATED TO NO. 4						
18	14	88	14	1,232	64	RELATED TO NO. 4		RELATED TO NO. 4						
19	29	88	17	2,553	133	RELATED TO NO. 4		RELATED TO NO. 4						
20	60	NR	NR	NR	NR	-	-	-	-	-	-	-	-	
21	28	88	16	2,465	129	RELATED TO NO. 4		RELATED TO NO. 4						
22	37	116	17	4,298	324	116,100	76,100	12	-	-	-	-	-	
23	51	84	20	4,301	1,096	100,500	7,000	14	-	-	-	-	-	
24	16	33	20	524	126	20,760	2,500	RELATED TO NO. 23						

<sup>4</sup> NI indicates never installed. I indicates installed but never used. NP indicates no prosecutor's report.

<sup>5</sup> NR indicates not reported or could not be determined.

<sup>6</sup> Motions: G = Granted, D = Denied, P = Pending.

\*This wiretap was terminated during 2003, but was not reported at that time because it was part of an ongoing investigation.

\*\* This wiretap was terminated during 2002 or earlier, but was not reported at that time because it was part of an ongoing investigation.

TABLE B-1  
STATE GEORGIA

CALENDAR YEAR 2004

REPORT BY JUDGES OF COURT-AUTHORIZED INTERCEPTS OF WIRE, ORAL, OR ELECTRONIC COMMUNICATIONS  
PURSUANT TO 18 U.S.C. 2519

A.O. Number	Authorizing Official		Offense Specified	Intercept		Date of Application	Authorized Length		
	Judge	Prosecutor <sup>1</sup>		Type <sup>2</sup>	Location <sup>3</sup>		Original Order (Days)	Number of Extensions	Total Length (Days)
AUGUSTA									
1	OVERSTREET	CRAIG	NARCOTICS	WC	D	01/26/2004	30	0	30
2	OVERSTREET	CRAIG	NARCOTICS	WC	D	02/05/2004	16	0	16
BIBB									
1	WILCOX	SIMMS	RACKETEERING	WC	D	02/23/2004	30	0	30
2	WILCOX	SIMMS	RACKETEERING	WS	H	08/24/2004	30	0	30
3	SIZEMORE	SIMMS	RACKETEERING	WC	D	09/24/2004	30	0	30
CHATHAM									
1	KARPF	LOCK	NARCOTICS	WC	D	06/16/2004	30	0	30
2	ABHORT	HEAP	NARCOTICS	WC	D	08/26/2004	30	0	30
3	ABHORT	HEAP	NARCOTICS	WC	D	09/13/2004	30	0	30
CLAYTON									
1	COLLIER	KELLER	NARCOTICS	WC	D	07/09/2004	30	0	30
2	COLLIER	KELLER	NARCOTICS	WC	D	08/02/2004	30	0	30
FULTON									
1	WRIGHT	HOWARD	RACKETEERING	WC	D	09/02/2004	30	0	30
2	WESTMORLAND	HOWARD	RACKETEERING	WC	D	09/16/2004	30	0	30
3	BARNES	HOWARD	RACKETEERING	WC	D	09/29/2004	30	0	30
4	BARNES	HOWARD	RACKETEERING	WC	D	09/29/2004	30	0	30
5	BAXTER	HOWARD	RACKETEERING	WC	D	10/08/2004	30	0	30
6	BARNES	HOWARD	RACKETEERING	WC	D	10/22/2004	30	0	30
7	BARNES	HOWARD	RACKETEERING	WC	D	10/22/2004	30	0	30
8	BARNES	HOWARD	RACKETEERING	WC	D	11/05/2004	30	0	30
9	BARNES	HOWARD	RACKETEERING	WC	D	11/05/2004	30	0	30
GWINNETT									
1	CLARK	PORTER	NARCOTICS	WS,WC	H,D	07/08/2004	30	1	60
2	CLARK	PORTER	NARCOTICS	WC	D	07/30/2004	30	0	30
3	CLARK	PORTER	KIDNAPPING	WC	D	11/17/2004	30	0	30
4	CONNER	PORTER	MURDER	WC	D	12/20/2004	30	0	30
HOUSTON									
1	LUKEMIRE	BURKE	NARCOTICS	WC	D	03/29/2004	30	0	30
2	LUKEMIRE	BURKE	NARCOTICS	WS	H	03/29/2004	30	0	30
3	LUKEMIRE	BURKE	NARCOTICS	WS	H	06/02/2004	30	0	30

<sup>1</sup> The prosecuting official authorized the filing of the application under provisions of the state's statute. (See Table 1 for this state's statutory citation.)

<sup>2</sup> Type: WS = Standard Telephone (Wire), WC = Cellular or Mobile Telephone (Wire), WO = Other (Wire), OM = Microphone (Oral), OO = Other (Oral), ED = Digital Pager (Electronic), EE = Computer or E-Mail (Electronic), EF = Fax Machine (Electronic), EO = Other (Electronic).

<sup>3</sup> Location: H = Personal Residence, B = Business, A = Public Area, D = Portable Device, O = Other Location, R = Roving (Relaxed Specification Order), N = Not Specified.

TABLE B-1  
STATE GEORGIA

CALENDAR YEAR 2004

REPORT BY PROSECUTORS OF COURT-AUTHORIZED INTERCEPTS OF WIRE, ORAL, OR ELECTRONIC COMMUNICATIONS  
PURSUANT TO 18 U.S.C. 2519

A.O. Number	Number Of Days in Oper- ation <sup>4</sup>	Average Inter- cepts per Day	Number of <sup>5</sup>			Costs		Number of					
			Persons Inter- cepted	Intercepts	Incrim- inating Intercepts	Total Cost in \$	Other Than Manpower in \$	Arrests	Trials	Motions to Suppress Intercepts <sup>6</sup>			Persons Con- victed
										G	D	P	
AUGUSTA													
1	26	14	48	367	121	62,384	11,384	RELATED TO NO. 2					
2	16	121	54	1,939	351	57,384	6,384	13	-	-	-	-	11
BIBB													
1	30	78	24	2,350	1,412	35,000	3,000	23	-	-	-	-	-
2	4	18	12	72	2	4,400	400	36	-	-	-	-	-
3	7	3	3	19	11	7,700	700	RELATED TO NO. 2					
CHATHAM													
1	18	65	32	1,177	120	69,000	25,000	9	-	-	-	1	4
2	21	127	300	2,657	418	36,600	1,600	-	-	-	-	-	-
3	18	111	70	1,997	320	22,800	1,600	-	-	-	-	-	-
CLAYTON													
1	NP	-	-	-	-	-	-	-	-	-	-	-	-
2	NP	-	-	-	-	-	-	-	-	-	-	-	-
FULTON													
1	21	216	662	4,534	345	RELATED TO NO. 9		RELATED TO NO. 9					
2	8	260	314	2,076	124	RELATED TO NO. 9		RELATED TO NO. 9					
3	13	75	331	975	81	RELATED TO NO. 9		RELATED TO NO. 9					
4	13	16	96	206	21	RELATED TO NO. 9		RELATED TO NO. 9					
5	4	136	140	543	27	RELATED TO NO. 9		RELATED TO NO. 9					
6	27	92	692	2,487	181	RELATED TO NO. 9		RELATED TO NO. 9					
7	27	96	329	2,584	200	RELATED TO NO. 9		RELATED TO NO. 9					
8	13	8	76	101	8	RELATED TO NO. 9		RELATED TO NO. 9					
9	25	26	179	652	116	340,520	19,260	10	-	-	9	-	2
GWINNETT													
1	36	265	198	9,533	167	73,735	6,910	13	-	-	-	-	-
2	15	90	114	1,345	23	26,719	2,764	RELATED TO NO. 1					
3	1	30	9	30	12	810	450	-	-	-	-	-	-
4	2	110	30	219	36	4,780	1,100	1	-	-	-	-	-
HOUSTON													
1	NI	-	-	-	-	-	-	-	-	-	-	-	-
2	14	114	15	1,595	208	9,500	500	-	-	-	-	-	-
3	28	110	37	3,090	528	16,200	1,200	-	-	-	-	-	-

<sup>4</sup> NI indicates never installed. I indicates installed but never used. NP indicates no prosecutor's report.

<sup>5</sup> NR indicates not reported or could not be determined.

<sup>6</sup> Motions: G = Granted, D = Denied, P = Pending.

\*This wiretap was terminated during 2003, but was not reported at that time because it was part of an ongoing investigation.

\*\* This wiretap was terminated during 2002 or earlier, but was not reported at that time because it was part of an ongoing investigation.



TABLE B-1  
STATE GEORGIA

CALENDAR YEAR 2004

REPORT BY JUDGES OF COURT-AUTHORIZED INTERCEPTS OF WIRE, ORAL, OR ELECTRONIC COMMUNICATIONS  
PURSUANT TO 18 U.S.C. 2519

A.O. Number	Authorizing Official		Offense Specified	Intercept		Date of Application	Authorized Length		
	Judge	Prosecutor <sup>1</sup>		Type <sup>2</sup>	Location <sup>3</sup>		Original Order (Days)	Number of Extensions	Total Length (Days)
HOUSTON (CONTINUED)									
4	LUKEMIRE	BURKE	NARCOTICS	WC	D	07/29/2004	30	0	30
5	NUNN	BURKE	NARCOTICS	WC	D	08/05/2004	30	0	30
6	LUKEMIRE	BURKE	NARCOTICS	WC	D	08/20/2004	30	0	30
7	NUNN	BURKE	NARCOTICS	WC	D	10/26/2004	30	0	30
8	NUNN	BURKE	NARCOTICS	WC	D	11/01/2004	30	0	30
9	NUNN	LUMSDEN	NARCOTICS	WC	D	11/22/2004	30	0	30
10	NUNN	LUMSDEN	NARCOTICS	WC	D	11/22/2004	30	0	30

<sup>1</sup> The prosecuting official authorized the filing of the application under provisions of the state's statute. (See Table 1 for this state's statutory citation.)

<sup>2</sup> Type: WS = Standard Telephone (Wire), WC = Cellular or Mobile Telephone (Wire), WO = Other (Wire), OM = Microphone (Oral), OO = Other (Oral), ED = Digital Pager (Electronic), EE = Computer or E-Mail (Electronic), EF = Fax Machine (Electronic), EO = Other (Electronic).

<sup>3</sup> Location: H = Personal Residence, B = Business, A = Public Area, D = Portable Device, O = Other Location, R = Roving (Relaxed Specification Order), N = Not Specified.

TABLE B-1  
STATE GEORGIA

CALENDAR YEAR 2004

REPORT BY PROSECUTORS OF COURT-AUTHORIZED INTERCEPTS OF WIRE, ORAL, OR ELECTRONIC COMMUNICATIONS  
PURSUANT TO 18 U.S.C. 2519

A.O. Number	Number Of Days in Oper- ation <sup>4</sup>	Average Inter- cepts per Day	Number of <sup>5</sup>			Costs		Number of					
			Persons Inter- cepted	Intercepts	Incrim- inating Intercepts	Total Cost in \$	Other Than Manpower in \$	Arrests	Trials	Motions to Suppress Intercepts <sup>6</sup>			Persons Con- victed
										G	D	P	
HOUSTON (CONTINUED)													
4	26	33	35	854	207	RELATED TO NO. 6		-	-	-	-	-	-
5	24	31	35	746	191	RELATED TO NO. 6		-	-	-	-	-	-
6	25	42	35	1,048	294	34,790	4,290	-	-	-	-	-	-
7	3	20	3	59	3	3,200	500	-	-	-	-	-	-
8	22	147	50	3,235	946	15,000	1,500	-	-	-	-	-	-
9	18	64	15	1,161	284	23,000	3,000	-	-	-	-	-	-
10	19	60	20	1,136	253	RELATED TO NO. 9		-	-	-	-	-	-

<sup>4</sup> NI indicates never installed. I indicates installed but never used. NP indicates no prosecutor's report.

<sup>5</sup> NR indicates not reported or could not be determined.

<sup>6</sup> Motions: G = Granted, D = Denied, P = Pending.

\*This wiretap was terminated during 2003, but was not reported at that time because it was part of an ongoing investigation.

\*\* This wiretap was terminated during 2002 or earlier, but was not reported at that time because it was part of an ongoing investigation.

TABLE B-1  
STATE ILLINOIS

CALENDAR YEAR 2004

REPORT BY JUDGES OF COURT-AUTHORIZED INTERCEPTS OF WIRE, ORAL, OR ELECTRONIC COMMUNICATIONS  
PURSUANT TO 18 U.S.C. 2519

A.O. Number	Authorizing Official		Offense Specified	Intercept		Date of Application	Authorized Length		
	Judge	Prosecutor <sup>1</sup>		Type <sup>2</sup>	Location <sup>3</sup>		Original Order (Days)	Number of Extensions	Total Length (Days)
CLARK									
1	RESCH	SIMONTON	NARCOTICS	WS	H	02/24/2004	30	0	30
CRAWFORD									
1*	HILL	SHANER	NARCOTICS	WS	B	04/09/2003	2	0	2
2*	CORRELL	SHANER	NARCOTICS	WS	N	07/25/2003	2	0	2
3*	CORRELL	SHANER	NARCOTICS	WS	N	10/17/2003	2	0	2
MONROE									
1	DOYLE	REITZ	NARCOTICS	OM,ED	A,D	12/09/2003	30	0	30
2	DOYLE	REITZ	NARCOTICS	OM	A	12/23/2003	30	0	30
3	DOYLE	REITZ	NARCOTICS	OM	H	02/26/2004	30	0	30
4	DOYLE	REITZ	NARCOTICS	OM	H	06/10/2004	30	0	30
4*	DOYLE	REITZ	NARCOTICS	OM,ED	B,A,D	11/05/2003	30	0	30
PIATT									
1	FLANNELL	RUMERY	MURDER	WS,WC	H,D	03/08/2004	2	0	2
2	SHONKWILER	RUMERY	OTHER	WS,WC	H,D	06/22/2004	30	0	30
WINNEBAGO									
1	GILL	LOGLI	NARCOTICS	OM	O	03/05/2004	30	0	30
2	GILL	LOGLI	OTHER	OM	B	03/23/2004	10	0	10
3	GILL	LOGLI	NARCOTICS	OM	H	05/11/2004	30	0	30
4	VIDAL	LOGLI	NARCOTICS	OM	H	06/15/2004	30	0	30
5	MORE	LOGLI	NARCOTICS	OM	H	07/14/2004	30	0	30
6	MCGRAW	LOGLI	NARCOTICS	OM	O	07/20/2004	30	0	30
7	VIDAL	LOGLI	NARCOTICS	OM	H	07/21/2004	30	0	30
8	VIDAL	LOGLI	NARCOTICS	OM	H	08/09/2004	30	1	40
9	MORE	LOGLI	NARCOTICS	OM	H	08/11/2004	30	0	30
10	ZENOFF	LOGLI	NARCOTICS	OM	H	08/12/2004	30	0	30
11	MCGRAW	LOGLI	NARCOTICS	OM	H	08/19/2004	30	0	30
12	GILL	LOGLI	NARCOTICS	OM	H	08/25/2004	30	0	30
13	MCGRAW	LOGLI	NARCOTICS	OM	H	10/29/2004	30	0	30
14	MCGRAW	LOGLI	NARCOTICS	OM	O	11/16/2004	30	0	30

<sup>1</sup> The prosecuting official authorized the filing of the application under provisions of the state's statute. (See Table 1 for this state's statutory citation.)

<sup>2</sup> Type: WS = Standard Telephone (Wire), WC = Cellular or Mobile Telephone (Wire), WO = Other (Wire), OM = Microphone (Oral), OO = Other (Oral), ED = Digital Pager (Electronic), EE = Computer or E-Mail (Electronic), EF = Fax Machine (Electronic), EO = Other (Electronic).

<sup>3</sup> Location: H = Personal Residence, B = Business, A = Public Area, D = Portable Device, O = Other Location, R = Roving (Relaxed Specification Order), N = Not Specified.

TABLE B-1  
STATE ILLINOIS

CALENDAR YEAR 2004

REPORT BY PROSECUTORS OF COURT-AUTHORIZED INTERCEPTS OF WIRE, ORAL, OR ELECTRONIC COMMUNICATIONS  
PURSUANT TO 18 U.S.C. 2519

A.O. Number	Number Of Days in Oper- ation <sup>4</sup>	Average Inter- cepts per Day	Number of <sup>5</sup>			Costs		Number of					
			Persons Inter- cepted	Intercepts	Incrim- inating Intercepts	Total Cost in \$	Other Than Manpower in \$	Arrests	Trials	Motions to Suppress Intercepts <sup>6</sup>			Persons Conv- icted
										G	D	P	
CLARK													
1	30	-	2	1	NR	300	100	-	-	-	-	-	-
CRAWFORD													
1*	NP	-	-	-	-	-	-	-	-	-	-	-	-
2*	NP	-	-	-	-	-	-	-	-	-	-	-	-
3*	NP	-	-	-	-	-	-	-	-	-	-	-	-
MONROE													
1	1	1	2	1	1	85	20	1	-	-	-	-	1
2	NI	-	-	-	-	-	-	-	-	-	-	-	-
3	NI	-	-	-	-	-	-	-	-	-	-	-	-
4	NI	-	-	-	-	-	-	-	-	-	-	-	-
4*	1	1	3	1	1	RELATED TO NO. 1		RELATED TO NO. 1					
PIATT													
1	1	1	2	1	-	-	-	-	-	-	-	-	-
2	2	1	2	2	2	-	-	-	-	-	-	-	-
WINNEBAGO													
1	3	2	2	5	5	3,000	500	2	-	-	-	-	-
2	1	1	3	1	1	2,140	-	1	-	-	-	-	-
3	3	1	2	3	3	5,520	1,200	-	-	-	-	-	-
4	11	1	2	10	2	3,050	800	1	-	-	-	-	-
5	3	2	1	6	6	1,925	1,325	1	-	-	-	-	-
6	5	2	3	8	8	1,500	500	2	-	-	-	-	-
7	14	-	3	6	3	2,550	1,800	1	-	-	-	-	-
8	40	-	2	10	10	8,000	2,000	1	-	-	-	-	-
9	4	2	3	10	10	4,050	3,300	2	-	-	-	-	-
10	3	1	3	2	2	11,000	-	2	-	-	-	-	-
11	2	1	3	2	2	1,400	900	2	-	-	-	-	-
12	1	2	2	2	2	2,000	800	-	-	-	-	-	-
13	3	1	2	3	3	2,150	1,400	1	-	-	-	-	-
14	2	1	2	2	2	1,200	600	1	-	-	-	-	-

<sup>4</sup> NI indicates never installed. I indicates installed but never used. NP indicates no prosecutor's report.

<sup>5</sup> NR indicates not reported or could not be determined.

<sup>6</sup> Motions: G = Granted, D = Denied, P = Pending.

\*This wiretap was terminated during 2003, but was not reported at that time because it was part of an ongoing investigation.

\*\* This wiretap was terminated during 2002 or earlier, but was not reported at that time because it was part of an ongoing investigation.

TABLE B-1  
STATE MARYLAND

CALENDAR YEAR 2004

REPORT BY JUDGES OF COURT-AUTHORIZED INTERCEPTS OF WIRE, ORAL, OR ELECTRONIC COMMUNICATIONS  
PURSUANT TO 18 U.S.C. 2519

A.O. Number	Authorizing Official		Offense Specified	Intercept		Date of Application	Authorized Length		
	Judge	Prosecutor <sup>1</sup>		Type <sup>2</sup>	Location <sup>3</sup>		Original Order (Days)	Number of Extensions	Total Length (Days)
BALTIMORE									
1	KAHL	TRIMBLE	NARCOTICS	WC	D	02/11/2004	30	0	30
2	KAHL	TRIMBLE	NARCOTICS	WC	D	02/11/2004	30	0	30
3	KAHL	TRIMBLE	NARCOTICS	WC	D	03/01/2004	3	0	3
4	KAHL	TRIMBLE	NARCOTICS	WC	D	03/03/2004	1	0	1
5	KAHL	TRIMBLE	NARCOTICS	WC	D	03/03/2004	1	0	1
6	WATTS	LEMANSKI	TRANSPORT	WC	D	06/07/2004	30	0	30
7	WATTS	LEMANSKI	TRANSPORT	WC	D	06/07/2004	30	0	30
8	WATTS	LEMANSKI	TRANSPORT	ED	D	06/09/2004	30	0	30
9	WATTS	LEMANSKI	TRANSPORT	WC	D	06/17/2004	30	0	30
10	SONDER	TRIMBLE	NARCOTICS	WC	D	06/17/2004	30	0	30
11	WATTS	LEMANSKI	TRANSPORT	WC	D	06/18/2004	30	0	30
12	WATTS	LEMANSKI	TRANSPORT	WC	D	06/29/2004	30	0	30
13	WATTS	LEMANSKI	TRANSPORT	WC	D	07/08/2004	30	0	30
14	WATTS	LEMANSKI	TRANSPORT	WC	D	07/08/2004	30	0	30
15	NORMAN	LEMANSKI	CONSPIRACY	WC	D	10/12/2004	30	1	60
16	NORMAN	LEMANSKI	CONSPIRACY	WC	D	10/12/2004	30	0	30
17	NORMAN	LEMANSKI	CONSPIRACY	WC	D	10/19/2004	30	0	30
18	NORMAN	LEMANSKI	CONSPIRACY	WS	H	10/26/2004	30	0	30
19	NORMAN	LEMANSKI	CONSPIRACY	WC	D	10/28/2004	30	0	30
20	NORMAN	LEMANSKI	CONSPIRACY	WC	D	11/09/2004	30	0	30
BALTIMORE CITY									
1	PREVAS	JESSAMY	NARCOTICS	WC	D	09/17/2004	30	0	30
2	PREVAS	JESSAMY	NARCOTICS	WC	D	09/17/2004	30	1	60
3	PREVAS	JESSAMY	NARCOTICS	WC	D	10/13/2004	30	1	60
4	PREVAS	JESSAMY	NARCOTICS	WC	D	10/29/2004	30	1	60
5	PREVAS	JESSAMY	NARCOTICS	WC	D	12/08/2004	30	0	30
6	PREVAS	JESSAMY	NARCOTICS	WC	D	12/15/2004	30	0	30
CARROLL									
1	GALLOWAY	BARNES	NARCOTICS	WS	H	05/20/2004	30	1	60
2	GALLOWAY	BARNES	NARCOTICS	WC	D	05/20/2004	30	0	30
3	GALLOWAY	BARNES	NARCOTICS	WC	D	05/20/2004	30	1	60
4	GALLOWAY	BARNES	NARCOTICS	WC	D	07/07/2004	30	0	30

<sup>1</sup> The prosecuting official authorized the filing of the application under provisions of the state's statute. (See Table 1 for this state's statutory citation.)

<sup>2</sup> Type: WS = Standard Telephone (Wire), WC = Cellular or Mobile Telephone (Wire), WO = Other (Wire), OM = Microphone (Oral), OO = Other (Oral), ED = Digital Pager (Electronic), EE = Computer or E-Mail (Electronic), EF = Fax Machine (Electronic), EO = Other (Electronic).

<sup>3</sup> Location: H = Personal Residence, B = Business, A = Public Area, D = Portable Device, O = Other Location, R = Roving (Relaxed Specification Order), N = Not Specified.

TABLE B-1  
STATE MARYLAND

CALENDAR YEAR 2004

REPORT BY PROSECUTORS OF COURT-AUTHORIZED INTERCEPTS OF WIRE, ORAL, OR ELECTRONIC COMMUNICATIONS  
PURSUANT TO 18 U.S.C. 2519

A.O. Number	Number Of Days in Oper- ation <sup>4</sup>	Average Inter- cepts per Day	Number of <sup>5</sup>			Costs		Number of					
			Persons Inter- cepted	Intercepts	Incrim- inating Intercepts	Total Cost in \$	Other Than Manpower in \$	Arrests	Trials	Motions to Suppress Intercepts <sup>6</sup>			Persons Con- victed
										G	D	P	
BALTIMORE													
1	21	92	266	1,923	220	90,022	7,500	-	-	-	-	-	-
2	21	120	115	2,513	204	RELATED TO NO. 1		-	-	-	-	-	-
3	3	2	5	5	-	RELATED TO NO. 1		-	-	-	-	-	-
4	1	37	15	37	12	RELATED TO NO. 1		-	-	-	-	-	-
5	1	1	1	1	-	RELATED TO NO. 1		-	-	-	-	-	-
6	16	42	80	664	132	172,750	43,150	-	-	-	-	-	-
7	30	49	31	1,457	117	RELATED TO NO. 6		-	-	-	-	-	-
8	28	4	35	102	31	RELATED TO NO. 6		-	-	-	-	-	-
9	30	77	120	2,297	128	RELATED TO NO. 6		-	-	-	-	-	-
10	17	50	158	855	53	31,500	2,500	-	-	-	-	-	-
11	30	36	82	1,089	217	RELATED TO NO. 6		-	-	-	-	-	-
12	19	77	112	1,456	204	RELATED TO NO. 6		-	-	-	-	-	-
13	10	10	14	97	24	RELATED TO NO. 6		-	-	-	-	-	-
14	10	8	16	79	15	RELATED TO NO. 6		-	-	-	-	-	-
15	39	24	73	951	58	-	-	-	-	-	-	-	-
16	30	84	92	2,527	918	-	-	-	-	-	-	-	-
17	16	36	100	576	78	-	-	-	-	-	-	-	-
18	9	6	20	52	3	-	-	-	-	-	-	-	-
19	28	25	78	688	35	-	-	-	-	-	-	-	-
20	29	100	250	2,909	935	-	-	-	-	-	-	-	-
BALTIMORE CITY													
1	8	2	4	13	1	55,348	20,050	-	-	-	-	-	-
2	56	80	262	4,475	546	RELATED TO NO. 1		-	-	-	-	-	-
3	57	141	264	8,060	750	RELATED TO NO. 1		-	-	-	-	-	-
4	32	97	216	3,115	127	RELATED TO NO. 1		-	-	-	-	-	-
5	21	15	77	308	3	RELATED TO NO. 1		-	-	-	-	-	-
6	15	164	114	2,463	105	RELATED TO NO. 1		-	-	-	-	-	-
CARROLL													
1	55	66	127	3,653	157	65,512	25,864	18	10	-	11	4	10
2	26	7	14	173	58	RELATED TO NO. 1		RELATED TO NO. 1					
3	55	51	86	2,781	413	RELATED TO NO. 1		RELATED TO NO. 1					
4	29	14	26	408	43	RELATED TO NO. 1		RELATED TO NO. 1					

<sup>4</sup> NI indicates never installed. I indicates installed but never used. NP indicates no prosecutor's report.

<sup>5</sup> NR indicates not reported or could not be determined.

<sup>6</sup> Motions: G = Granted, D = Denied, P = Pending.

\*This wiretap was terminated during 2003, but was not reported at that time because it was part of an ongoing investigation.

\*\* This wiretap was terminated during 2002 or earlier, but was not reported at that time because it was part of an ongoing investigation.

TABLE B-1

STATE MARYLAND

CALENDAR YEAR 2004

**REPORT BY JUDGES OF COURT-AUTHORIZED INTERCEPTS OF WIRE, ORAL, OR ELECTRONIC COMMUNICATIONS  
PURSUANT TO 18 U.S.C. 2519**

A.O. Number	Authorizing Official		Offense Specified	Intercept		Date of Application	Authorized Length		
	Judge	Prosecutor <sup>1</sup>		Type <sup>2</sup>	Location <sup>3</sup>		Original Order (Days)	Number of Extensions	Total Length (Days)
CECIL									
1	THOMPSON	EASTRIDGE	RACKETEERING	WC	D	12/10/2003	30	1	60
2	THOMPSON	EASTRIDGE	RACKETEERING	WS	H	12/10/2003	30	1	60
3	THOMPSON	EASTRIDGE	RACKETEERING	WS	H	12/10/2003	30	1	60
4	THOMPSON	EASTRIDGE	KIDNAPPING	WC	D	01/02/2004	30	0	30

<sup>1</sup> The prosecuting official authorized the filing of the application under provisions of the state's statute. (See Table 1 for this state's statutory citation.)

<sup>2</sup> Type: WS = Standard Telephone (Wire), WC = Cellular or Mobile Telephone (Wire), WO = Other (Wire), OM = Microphone (Oral), OO = Other (Oral), ED = Digital Pager (Electronic), EE = Computer or E-Mail (Electronic), EF = Fax Machine (Electronic), EO = Other (Electronic).

<sup>3</sup> Location: H = Personal Residence, B = Business, A = Public Area, D = Portable Device, O = Other Location, R = Roving (Relaxed Specification Order), N = Not Specified.

TABLE B-1  
STATE MARYLAND

CALENDAR YEAR 2004

REPORT BY PROSECUTORS OF COURT-AUTHORIZED INTERCEPTS OF WIRE, ORAL, OR ELECTRONIC COMMUNICATIONS  
PURSUANT TO 18 U.S.C. 2519

A.O. Number	Number Of Days in Oper- ation <sup>4</sup>	Average Inter- cepts per Day	Number of <sup>5</sup>			Costs		Number of					
			Persons Inter- cepted	Intercepts	Incrim- inating Intercepts	Total Cost in \$	Other Than Manpower in \$	Arrests	Trials	Motions to Suppress Intercepts <sup>6</sup>			Persons Con- victed
										G	D	P	
CECIL													
1	NP	-	-	-	-	-	-	-	-	-	-	-	-
2	NP	-	-	-	-	-	-	-	-	-	-	-	-
3	NP	-	-	-	-	-	-	-	-	-	-	-	-
4	NP	-	-	-	-	-	-	-	-	-	-	-	-

<sup>4</sup> NI indicates never installed. I indicates installed but never used. NP indicates no prosecutor's report.

<sup>5</sup> NR indicates not reported or could not be determined.

<sup>6</sup> Motions: G = Granted, D = Denied, P = Pending.

\*This wiretap was terminated during 2003, but was not reported at that time because it was part of an ongoing investigation.

\*\* This wiretap was terminated during 2002 or earlier, but was not reported at that time because it was part of an ongoing investigation.



**TABLE B-1**  
**STATE MASSACHUSETTS**

**CALENDAR YEAR 2004**

**REPORT BY JUDGES OF COURT-AUTHORIZED INTERCEPTS OF WIRE, ORAL, OR ELECTRONIC COMMUNICATIONS  
PURSUANT TO 18 U.S.C. 2519**

A.O. Number	Authorizing Official		Offense Specified	Intercept		Date of Application	Authorized Length		
	Judge	Prosecutor <sup>1</sup>		Type <sup>2</sup>	Location <sup>3</sup>		Original Order (Days)	Number of Extensions	Total Length (Days)
ESSEX									
1	WELCH	BLODGETT	ARSON	WC	D	12/31/2003	9	4	69
2	WELCH	BLODGETT	ARSON	WC	D	12/31/2003	9	2	28
3	WELCH	BLODGETT	ARSON	WC	D	01/09/2004	15	1	19
4	WELCH	BLODGETT	ARSON	WC	D	01/09/2004	15	1	19
5	WELCH	BLODGETT	ARSON	WC	D	01/26/2004	4	0	4
6	WELCH	BLODGETT	ARSON	WC	D	01/26/2004	4	1	15
7	WELCH	BLODGETT	ARSON	WC	D	02/10/2004	15	1	24
8	WELCH	BLODGETT	ARSON	WC	D	02/10/2004	15	1	24
1*	WELCH	BLODGETT	ARSON	WC	D	10/31/2003	13	3	53
2*	WELCH	BLODGETT	ARSON	WC	D	10/31/2003	13	0	13
3*	WELCH	BLODGETT	ARSON	WC	D	10/31/2003	13	4	61
4*	WELCH	BLODGETT	ARSON	WC	D	11/13/2003	13	3	53
5*	WELCH	BLODGETT	ARSON	WC	D	12/23/2003	8	0	8
HAMPDEN									
1	CARHART	BENNETT	EXTORTION	WC	D	06/11/2004	15	0	15
2	CARHART	BENNETT	EXTORTION	OM	B	06/19/2004	15	0	15
3	CARHART	BENNETT	GAMBLING	WC	D	10/01/2004	15	1	30
4	CARHART	BENNETT	GAMBLING	WC	D	10/01/2004	15	0	15
5	CARHART	BENNETT	GAMBLING	WC	D	10/18/2004	15	1	30
6	CARHART	BENNETT	GAMBLING	WC	D	11/09/2004	15	0	15
7	CARHART	BENNETT	GAMBLING	WC	D	11/12/2004	15	0	15
8	CARHART	BENNETT	GAMBLING	WC	D	11/19/2004	15	0	15
MIDDLESEX									
1	QUINLAN	COAKLEY	GAMBLING	WC	D	11/18/2004	15	0	15
2	QUINLAN	COAKLEY	GAMBLING	WC	D	11/18/2004	15	2	45
3	QUINLAN	COAKLEY	GAMBLING	WC	D	11/18/2004	15	0	15
4	QUINLAN	COAKLEY	GAMBLING	WC	D	12/02/2004	15	0	15
5	QUINLAN	COAKLEY	GAMBLING	WC	D	12/17/2004	15	0	15
6	QUINLAN	COAKLEY	GAMBLING	WC	D	12/17/2004	15	0	15
SUFFOLK									
1	BALL	O'BRIEN	NARCOTICS	WC	D	11/22/2004	15	0	15

<sup>1</sup> The prosecuting official authorized the filing of the application under provisions of the state's statute. (See Table 1 for this state's statutory citation.)

<sup>2</sup> Type: WS = Standard Telephone (Wire), WC = Cellular or Mobile Telephone (Wire), WO = Other (Wire), OM = Microphone (Oral), OO = Other (Oral), ED = Digital Pager (Electronic), EE = Computer or E-Mail (Electronic), EF = Fax Machine (Electronic), EO = Other (Electronic).

<sup>3</sup> Location: H = Personal Residence, B = Business, A = Public Area, D = Portable Device, O = Other Location, R = Roving (Relaxed Specification Order), N = Not Specified.

TABLE B-1  
STATE MASSACHUSETTS

CALENDAR YEAR 2004

REPORT BY PROSECUTORS OF COURT-AUTHORIZED INTERCEPTS OF WIRE, ORAL, OR ELECTRONIC COMMUNICATIONS  
PURSUANT TO 18 U.S.C. 2519

A.O. Number	Number Of Days in Oper- ation <sup>4</sup>	Average Inter- cepts per Day	Number of <sup>5</sup>			Costs		Number of					
			Persons Inter- cepted	Intercepts	Incrim- inating Intercepts	Total Cost in \$	Other Than Manpower in \$	Arrests	Trials	Motions to Suppress Intercepts <sup>6</sup>			Persons Con- victed
										G	D	P	
ESSEX													
1	69	NR	NR	NR	NR	RELATED TO NO. 8		-	-	-	-	-	-
2	28	NR	NR	NR	NR	RELATED TO NO. 8		-	-	-	-	-	-
3	19	NR	NR	NR	NR	RELATED TO NO. 8		-	-	-	-	-	-
4	19	NR	NR	NR	NR	RELATED TO NO. 8		-	-	-	-	-	-
5	4	NR	NR	NR	NR	RELATED TO NO. 8		-	-	-	-	-	-
6	15	NR	NR	NR	NR	RELATED TO NO. 8		-	-	-	-	-	-
7	24	NR	NR	NR	NR	RELATED TO NO. 8		-	-	-	-	-	-
8	24	NR	NR	NR	NR	156,200	5,000	-	-	-	-	-	-
1*	53	NR	NR	NR	NR	RELATED TO NO. 8		-	-	-	-	-	-
2*	13	NR	NR	NR	NR	RELATED TO NO. 8		-	-	-	-	-	-
3*	61	NR	NR	NR	NR	RELATED TO NO. 8		-	-	-	-	-	-
4*	53	NR	NR	NR	NR	RELATED TO NO. 8		-	-	-	-	-	-
5*	8	NR	NR	NR	NR	RELATED TO NO. 8		-	-	-	-	-	-
HAMPDEN													
1	15	-	-	-	-	RELATED TO NO. 4		-	-	-	-	-	-
2	15	NR	10	NR	-	1,050	50	-	-	-	-	-	-
3	30	57	14	1,700	100	2,000	1,000	-	-	-	-	-	-
4	15	-	-	-	-	500	500	-	-	-	-	-	-
5	30	NR	NR	NR	NR	RELATED TO NO. 3		-	-	-	-	-	-
6	15	NR	NR	NR	NR	1,500	500	-	-	-	-	-	-
7	15	NR	NR	NR	NR	RELATED TO NO. 4		-	-	-	-	-	-
8	15	NR	NR	NR	NR	RELATED TO NO. 6		-	-	-	-	-	-
MIDDLESEX													
1	15	58	20	870	852	-	-	-	-	-	-	-	-
2	45	48	50	2,157	1,463	-	-	-	-	-	-	-	-
3	15	-	-	-	-	-	-	-	-	-	-	-	-
4	15	-	2	2	1	-	-	-	-	-	-	-	-
5	15	-	2	3	2	-	-	-	-	-	-	-	-
6	15	-	1	1	1	-	-	-	-	-	-	-	-
SUFFOLK													
1	15	-	1	1	-	30,600	600	-	-	-	-	-	-

<sup>4</sup> NI indicates never installed. I indicates installed but never used. NP indicates no prosecutor's report.

<sup>5</sup> NR indicates not reported or could not be determined.

<sup>6</sup> Motions: G = Granted, D = Denied, P = Pending.

\*This wiretap was terminated during 2003, but was not reported at that time because it was part of an ongoing investigation.

\*\* This wiretap was terminated during 2002 or earlier, but was not reported at that time because it was part of an ongoing investigation.

TABLE B-1  
STATE MINNESOTA

CALENDAR YEAR 2004

REPORT BY JUDGES OF COURT-AUTHORIZED INTERCEPTS OF WIRE, ORAL, OR ELECTRONIC COMMUNICATIONS  
PURSUANT TO 18 U.S.C. 2519

A.O. Number	Authorizing Official		Offense Specified	Intercept		Date of Application	Authorized Length		
	Judge	Prosecutor <sup>1</sup>		Type <sup>2</sup>	Location <sup>3</sup>		Original Order (Days)	Number of Extensions	Total Length (Days)
CLAY									
1	KIRK	BORGEN	RACKETEERING	OO	O	09/03/2004	30	0	30

<sup>1</sup> The prosecuting official authorized the filing of the application under provisions of the state's statute. (See Table 1 for this state's statutory citation.)

<sup>2</sup> Type: WS = Standard Telephone (Wire), WC = Cellular or Mobile Telephone (Wire), WO = Other (Wire), OM = Microphone (Oral), OO = Other (Oral), ED = Digital Pager (Electronic), EE = Computer or E-Mail (Electronic), EF = Fax Machine (Electronic), EO = Other (Electronic).

<sup>3</sup> Location: H = Personal Residence, B = Business, A = Public Area, D = Portable Device, O = Other Location, R = Roving (Relaxed Specification Order), N = Not Specified.

TABLE B-1  
STATE MINNESOTA

CALENDAR YEAR 2004

REPORT BY PROSECUTORS OF COURT-AUTHORIZED INTERCEPTS OF WIRE, ORAL, OR ELECTRONIC COMMUNICATIONS  
PURSUANT TO 18 U.S.C. 2519

A.O. Number	Number Of Days in Oper- ation <sup>4</sup>	Average Inter- cepts per Day	Number of <sup>5</sup>			Costs		Number of					
			Persons Inter- cepted	Intercepts	Incrim- inating Intercepts	Total Cost in \$	Other Than Manpower in \$	Arrests	Trials	Motions to Suppress Intercepts <sup>6</sup>			Persons Con- victed
										G	D	P	
CLAY													
1	12	-	4	5	5	622	180	1	1	-	1	-	1

<sup>4</sup> NI indicates never installed. I indicates installed but never used. NP indicates no prosecutor's report.

<sup>5</sup> NR indicates not reported or could not be determined.

<sup>6</sup> Motions: G = Granted, D = Denied, P = Pending.

\*This wiretap was terminated during 2003, but was not reported at that time because it was part of an ongoing investigation.

\*\* This wiretap was terminated during 2002 or earlier, but was not reported at that time because it was part of an ongoing investigation.

TABLE B-1  
STATE MISSISSIPPI

CALENDAR YEAR 2004

REPORT BY JUDGES OF COURT-AUTHORIZED INTERCEPTS OF WIRE, ORAL, OR ELECTRONIC COMMUNICATIONS  
PURSUANT TO 18 U.S.C. 2519

A.O. Number	Authorizing Official		Offense Specified	Intercept		Date of Application	Authorized Length		
	Judge	Prosecutor <sup>1</sup>		Type <sup>2</sup>	Location <sup>3</sup>		Original Order (Days)	Number of Extensions	Total Length (Days)
RANKIN									
1	CHAPMAN	RAY	NARCOTICS	WC	D	11/17/2004	30	0	30
2	RICHARDSON	RAY	NARCOTICS	WC	D	11/30/2004	30	0	30
SIMPSON									
1	EVANS	BOWEN	NARCOTICS	WS	H	11/09/2004	30	0	30

<sup>1</sup> The prosecuting official authorized the filing of the application under provisions of the state's statute. (See Table 1 for this state's statutory citation.)

<sup>2</sup> Type: WS = Standard Telephone (Wire), WC = Cellular or Mobile Telephone (Wire), WO = Other (Wire), OM = Microphone (Oral), OO = Other (Oral), ED = Digital Pager (Electronic), EE = Computer or E-Mail (Electronic), EF = Fax Machine (Electronic), EO = Other (Electronic).

<sup>3</sup> Location: H = Personal Residence, B = Business, A = Public Area, D = Portable Device, O = Other Location, R = Roving (Relaxed Specification Order), N = Not Specified.

TABLE B-1  
STATE MISSISSIPPI

CALENDAR YEAR 2004

REPORT BY PROSECUTORS OF COURT-AUTHORIZED INTERCEPTS OF WIRE, ORAL, OR ELECTRONIC COMMUNICATIONS  
PURSUANT TO 18 U.S.C. 2519

A.O. Number	Number Of Days in Oper- ation <sup>4</sup>	Average Inter- cepts per Day	Number of <sup>5</sup>			Costs		Number of					
			Persons Inter- cepted	Intercepts	Incrim- inating Intercepts	Total Cost in \$	Other Than Manpower in \$	Arrests	Trials	Motions to Suppress Intercepts <sup>6</sup>			Persons Con- victed
										G	D	P	
RANKIN													
1	24	79	56	1,892	349	21,840	4,500	-	-	-	-	-	-
2	24	14	26	342	51	21,840	4,500	-	-	-	-	-	-
SIMPSON													
1	30	61	47	1,817	89	21,840	4,500	-	-	-	-	-	-

<sup>4</sup> NI indicates never installed. I indicates installed but never used. NP indicates no prosecutor's report.

<sup>5</sup> NR indicates not reported or could not be determined.

<sup>6</sup> Motions: G = Granted, D = Denied, P = Pending.

\*This wiretap was terminated during 2003, but was not reported at that time because it was part of an ongoing investigation.

\*\* This wiretap was terminated during 2002 or earlier, but was not reported at that time because it was part of an ongoing investigation.

TABLE B-1  
STATE NEVADA

CALENDAR YEAR 2004

REPORT BY JUDGES OF COURT-AUTHORIZED INTERCEPTS OF WIRE, ORAL, OR ELECTRONIC COMMUNICATIONS  
PURSUANT TO 18 U.S.C. 2519

A.O. Number	Authorizing Official		Offense Specified	Intercept		Date of Application	Authorized Length		
	Judge	Prosecutor <sup>1</sup>		Type <sup>2</sup>	Location <sup>3</sup>		Original Order (Days)	Number of Extensions	Total Length (Days)
CLARK									
1	MOSLEY	ROGER	MURDER	WS	H	11/07/2003	30	1	60
2	BELL	ROGER	NARCOTICS	WC	D	03/22/2004	30	2	90
3	BELL	ROGER	NARCOTICS	WC	D	03/24/2004	30	1	60
4	BELL	ROGER	NARCOTICS	WC	D	04/20/2004	30	0	30
5	BELL	ROGER	NARCOTICS	WC	D	05/05/2004	30	1	60
6	BELL	ROGER	NARCOTICS	WC	D	05/05/2004	30	1	60
7	HARDCASTLE	ROGER	MURDER	WS,WC,OM	H,D	10/08/2004	30	1	60
ELKO									
1	PUCCINELLI	KACIN	OTHER	WS	O	05/11/2004	3	0	3

<sup>1</sup> The prosecuting official authorized the filing of the application under provisions of the state's statute. (See Table 1 for this state's statutory citation.)

<sup>2</sup> Type: WS = Standard Telephone (Wire), WC = Cellular or Mobile Telephone (Wire), WO = Other (Wire), OM = Microphone (Oral), OO = Other (Oral), ED = Digital Pager (Electronic), EE = Computer or E-Mail (Electronic), EF = Fax Machine (Electronic), EO = Other (Electronic).

<sup>3</sup> Location: H = Personal Residence, B = Business, A = Public Area, D = Portable Device, O = Other Location, R = Roaming (Relaxed Specification Order), N = Not Specified.

TABLE B-1  
STATE NEVADA

CALENDAR YEAR 2004

REPORT BY PROSECUTORS OF COURT-AUTHORIZED INTERCEPTS OF WIRE, ORAL, OR ELECTRONIC COMMUNICATIONS  
PURSUANT TO 18 U.S.C. 2519

A.O. Number	Number Of Days in Oper- ation <sup>4</sup>	Average Inter- cepts per Day	Number of <sup>5</sup>			Costs		Number of					
			Persons Inter- cepted	Intercepts	Incrim- inating Intercepts	Total Cost in \$	Other Than Manpower in \$	Arrests	Trials	Motions to Suppress Intercepts <sup>6</sup>			Persons Con- victed
										G	D	P	
CLARK													
1	60	8	50	506	6	120,500	500	1	-	-	-	-	-
2	NP	-	-	-	-	-	-	-	-	-	-	-	-
3	NP	-	-	-	-	-	-	-	-	-	-	-	-
4	NP	-	-	-	-	-	-	-	-	-	-	-	-
5	NP	-	-	-	-	-	-	-	-	-	-	-	-
6	NP	-	-	-	-	-	-	-	-	-	-	-	-
7	25	58	19	1,448	17	9,930	55	-	-	-	-	-	-
ELKO													
1	3	-	-	-	-	-	-	-	-	-	-	-	-

<sup>4</sup> NI indicates never installed. I indicates installed but never used. NP indicates no prosecutor's report.

<sup>5</sup> NR indicates not reported or could not be determined.

<sup>6</sup> Motions: G = Granted, D = Denied, P = Pending.

\*This wiretap was terminated during 2003, but was not reported at that time because it was part of an ongoing investigation.

\*\* This wiretap was terminated during 2002 or earlier, but was not reported at that time because it was part of an ongoing investigation.



TABLE B-1  
STATE NEW HAMPSHIRE

CALENDAR YEAR 2004

REPORT BY JUDGES OF COURT-AUTHORIZED INTERCEPTS OF WIRE, ORAL, OR ELECTRONIC COMMUNICATIONS  
PURSUANT TO 18 U.S.C. 2519

A.O. Number	Authorizing Official		Offense Specified	Intercept		Date of Application	Authorized Length		
	Judge	Prosecutor <sup>1</sup>		Type <sup>2</sup>	Location <sup>3</sup>		Original Order (Days)	Number of Extensions	Total Length (Days)
STATE ATTORNEY GENERAL									
1	MCGUIRE	AYOTTE	NARCOTICS	WC	D	08/10/2004	10	7	80
2	MCGUIRE	AYOTTE	NARCOTICS	WS	H	08/11/2004	10	7	80
3	MCGUIRE	AYOTTE	NARCOTICS	WC	D	08/11/2004	10	5	60
4	FITZGERALD	AYOTTE	NARCOTICS	WC	D	08/19/2004	10	3	40
5	MCGUIRE	AYOTTE	NARCOTICS	WC	D	08/25/2004	10	4	50
6	MCGUIRE	AYOTTE	NARCOTICS	WC	D	08/26/2004	10	2	30
7	MCGUIRE	AYOTTE	NARCOTICS	WC	D	08/27/2004	10	3	40
8	MCGUIRE	AYOTTE	NARCOTICS	WC	D	09/14/2004	10	0	10
9	MCGUIRE	AYOTTE	NARCOTICS	WC	D	09/24/2004	10	2	30
10	MCGUIRE	AYOTTE	NARCOTICS	WC	D	09/24/2004	10	2	30
11	MCGUIRE	AYOTTE	NARCOTICS	WC	D	09/24/2004	10	2	30
12	MCGUIRE	AYOTTE	NARCOTICS	WC	D	10/14/2004	10	0	10
13	MCGUIRE	AYOTTE	NARCOTICS	WC	D	10/18/2004	10	0	10

<sup>1</sup> The prosecuting official authorized the filing of the application under provisions of the state's statute. (See Table 1 for this state's statutory citation.)

<sup>2</sup> Type: WS = Standard Telephone (Wire), WC = Cellular or Mobile Telephone (Wire), WO = Other (Wire), OM = Microphone (Oral), OO = Other (Oral), ED = Digital Pager (Electronic), EE = Computer or E-Mail (Electronic), EF = Fax Machine (Electronic), EO = Other (Electronic).

<sup>3</sup> Location: H = Personal Residence, B = Business, A = Public Area, D = Portable Device, O = Other Location, R = Roving (Relaxed Specification Order), N = Not Specified.

TABLE B-1  
STATE NEW HAMPSHIRE

CALENDAR YEAR 2004

REPORT BY PROSECUTORS OF COURT-AUTHORIZED INTERCEPTS OF WIRE, ORAL, OR ELECTRONIC COMMUNICATIONS  
PURSUANT TO 18 U.S.C. 2519

A.O. Number	Number Of Days in Oper- ation <sup>4</sup>	Average Inter- cepts per Day	Number of <sup>5</sup>			Costs		Number of					
			Persons Inter- cepted	Intercepts	Incrim- inating Intercepts	Total Cost in \$	Other Than Manpower in \$	Arrests	Trials	Motions to Suppress Intercepts <sup>6</sup>			Persons Con- victed
										G	D	P	
STATE ATTORNEY GENERAL													
1	74	72	NR	5,353	732	244,146	35,090	-	-	-	-	-	-
2	75	22	NR	1,624	67	RELATED TO NO. 1		-	-	-	-	-	-
3	54	34	NR	1,846	152	RELATED TO NO. 1		-	-	-	-	-	-
4	31	40	NR	1,255	94	RELATED TO NO. 1		-	-	-	-	-	-
5	48	5	NR	247	14	RELATED TO NO. 1		-	-	-	-	-	-
6	30	24	NR	710	131	RELATED TO NO. 1		-	-	-	-	-	-
7	38	29	NR	1,100	78	RELATED TO NO. 1		-	-	-	-	-	-
8	9	3	NR	30	-	RELATED TO NO. 1		-	-	-	-	-	-
9	30	61	NR	1,837	92	RELATED TO NO. 1		-	-	-	-	-	-
10	29	97	NR	2,811	248	RELATED TO NO. 1		-	-	-	-	-	-
11	30	50	NR	1,486	284	RELATED TO NO. 1		-	-	-	-	-	-
12	10	33	NR	332	21	RELATED TO NO. 1		-	-	-	-	-	-
13	8	4	NR	28	3	RELATED TO NO. 1		-	-	-	-	-	-

<sup>4</sup> NI indicates never installed. I indicates installed but never used. NP indicates no prosecutor's report.

<sup>5</sup> NR indicates not reported or could not be determined.

<sup>6</sup> Motions: G = Granted, D = Denied, P = Pending.

\*This wiretap was terminated during 2003, but was not reported at that time because it was part of an ongoing investigation.

\*\* This wiretap was terminated during 2002 or earlier, but was not reported at that time because it was part of an ongoing investigation.

**TABLE B-1**  
**STATE NEW JERSEY**

**CALENDAR YEAR 2004**

**REPORT BY JUDGES OF COURT-AUTHORIZED INTERCEPTS OF WIRE, ORAL, OR ELECTRONIC COMMUNICATIONS  
PURSUANT TO 18 U.S.C. 2519**

A.O. Number	Authorizing Official		Offense Specified	Intercept		Date of Application	Authorized Length		
	Judge	Prosecutor <sup>1</sup>		Type <sup>2</sup>	Location <sup>3</sup>		Original Order (Days)	Number of Extensions	Total Length (Days)
BERGEN									
1	CLARK	MOLINELLI	RACKETEERING	WC	D	10/24/2003	20	6	160
2	CLARK	MOLINELLI	RACKETEERING	WC	D	10/24/2003	20	6	160
3	CLARK	MOLINELLI	RACKETEERING	WC	D	10/24/2003	20	6	160
4	CLARK	MOLINELLI	RACKETEERING	WC	D	01/02/2004	30	2	90
5	CLARK	MOLINELLI	RACKETEERING	WC	D	01/30/2004	30	1	60
6	CLARK	MOLINELLI	RACKETEERING	OM	B	08/11/2004	1	0	1
7	CLARK	STEFANACCI	RACKETEERING	WC	D	09/08/2004	20	0	20
8	CLARK	MOLINELLI	RACKETEERING	WC	D	09/08/2004	20	1	30
9	CLARK	MOLINELLI	RACKETEERING	WC	D	09/09/2004	20	0	20
10	CLARK	STEFANACCI	RACKETEERING	WC	D	09/16/2004	20	0	20
11	CLARK	STEFANACCI	RACKETEERING	WC	D	09/16/2004	20	2	40
12	CLARK	MOLINELLI	RACKETEERING	WC	D	09/16/2004	20	0	20
13	CLARK	MOLINELLI	RACKETEERING	WC	D	09/23/2004	20	2	40
14	CLARK	MOLINELLI	RACKETEERING	WC	D	09/23/2004	20	2	40
15	CLARK	MOLINELLI	RACKETEERING	WC	D	10/07/2004	20	0	20
16	CLARK	MOLINELLI	RACKETEERING	WC	D	10/07/2004	20	0	20
17	CLARK	MOLINELLI	RACKETEERING	WC	D	10/07/2004	20	0	20
18	CLARK	STEFANACCI	RACKETEERING	WC	D	10/13/2004	20	0	20
19	CLARK	MOLINELLI	RACKETEERING	WC	D	10/26/2004	30	0	30
20	CLARK	MOLINELLI	RACKETEERING	WC	D	10/26/2004	30	0	30
21	CLARK	MOLINELLI	RACKETEERING	WC	D	10/28/2004	20	0	20
22	CLARK	STEFANACCI	RACKETEERING	WC	D	11/09/2004	20	0	20
23	CLARK	MOLINELLI	RACKETEERING	OM	B	12/28/2004	1	0	1
BURLINGTON									
1	FEINBERG	BERNARDI	MURDER	WC	D	05/19/2004	10	0	10
2	FEINBERG	BERNARDI	MURDER	WC	D	12/03/2004	20	0	20
CAMDEN									
1	NATAL	SARUBBI	NARCOTICS	WC	D	03/05/2004	30	1	60
2	NATAL	SARUBBI	NARCOTICS	WC	D	09/15/2004	30	0	30
3	NATAL	SARUBBI	NARCOTICS	WC	D	09/24/2004	30	0	30
4	NATAL	SARUBBI	NARCOTICS	WC	D	10/19/2004	30	1	60
5	NATAL	SARUBBI	NARCOTICS	WC	D	11/19/2004	30	0	30

<sup>1</sup> The prosecuting official authorized the filing of the application under provisions of the state's statute. (See Table 1 for this state's statutory citation.)

<sup>2</sup> Type: WS = Standard Telephone (Wire), WC = Cellular or Mobile Telephone (Wire), WO = Other (Wire), OM = Microphone (Oral), OO = Other (Oral), ED = Digital Pager (Electronic), EE = Computer or E-Mail (Electronic), EF = Fax Machine (Electronic), EO = Other (Electronic).

<sup>3</sup> Location: H = Personal Residence, B = Business, A = Public Area, D = Portable Device, O = Other Location, R = Roving (Relaxed Specification Order), N = Not Specified.

TABLE B-1  
STATE NEW JERSEY

CALENDAR YEAR 2004

REPORT BY PROSECUTORS OF COURT-AUTHORIZED INTERCEPTS OF WIRE, ORAL, OR ELECTRONIC COMMUNICATIONS  
PURSUANT TO 18 U.S.C. 2519

A.O. Number	Number Of Days in Oper- ation <sup>4</sup>	Average Inter- cepts per Day	Number of <sup>5</sup>			Costs		Number of					
			Persons Inter- cepted	Intercepts	Incrim- inating Intercepts	Total Cost in \$	Other Than Manpower in \$	Arrests	Trials	Motions to Suppress Intercepts <sup>6</sup>			Persons Convicted
										G	D	P	
BERGEN													
1	149	31	250	4,574	180	462,280	4,000	12	-	-	-	-	-
2	149	31	150	4,616	84	RELATED TO NO. 1		RELATED TO NO. 1					
3	149	13	45	1,872	30	RELATED TO NO. 1		RELATED TO NO. 1					
4	78	26	80	2,063	142	236,530	3,250	RELATED TO NO. 1					
5	51	25	150	1,277	150	156,310	2,950	RELATED TO NO. 1					
6	1	-	-	-	-	2,240	-	-	-	-	-	-	-
7	20	54	86	1,084	83	14,070	1,675	-	-	-	-	-	-
8	30	3	14	101	8	15,595	3,200	-	-	-	-	-	-
9	20	13	40	252	21	16,219	3,824	-	-	-	-	-	-
10	20	5	9	99	15	14,895	2,500	-	-	-	-	-	-
11	40	97	120	3,898	200	RELATED TO NO. 19		-	-	-	-	-	-
12	20	54	74	1,082	119	13,145	750	-	-	-	-	-	-
13	40	1	8	48	5	RELATED TO NO. 20		-	-	-	-	-	-
14	40	147	68	5,885	1,368	RELATED TO NO. 19		-	-	-	-	-	-
15	20	53	86	1,064	92	13,970	1,575	-	-	-	-	-	-
16	20	-	-	9	-	RELATED TO NO. 18		-	-	-	-	-	-
17	20	74	77	1,484	243	13,730	1,335	-	-	-	-	-	-
18	20	6	9	126	36	14,995	2,600	-	-	-	-	-	-
19	30	87	102	2,614	309	7,698	1,500	-	-	-	-	-	-
20	30	1	7	42	10	7,798	1,600	-	-	-	-	-	-
21	20	5	15	97	34	12,862	467	-	-	-	-	-	-
22	20	55	91	1,107	271	13,770	1,375	-	-	-	-	-	-
23	1	-	-	-	-	2,240	-	-	-	-	-	-	-
BURLINGTON													
1	NI	-	-	-	-	-	-	-	-	-	-	-	-
2	1	-	-	-	-	-	-	-	-	-	-	-	-
CAMDEN													
1	43	117	360	5,028	463	277,664	8,800	13	-	-	-	-	2
2	30	70	20	2,087	127	199,040	17,600	1	-	-	-	-	-
3	26	4	5	102	4	RELATED TO NO. 2		RELATED TO NO. 2					
4	57	27	21	1,544	155	362,336	17,600	6	-	-	-	-	-
5	27	13	10	363	105	RELATED TO NO. 4		RELATED TO NO. 4					

<sup>4</sup> NI indicates never installed. I indicates installed but never used. NP indicates no prosecutor's report.

<sup>5</sup> NR indicates not reported or could not be determined.

<sup>6</sup> Motions: G = Granted, D = Denied, P = Pending.

\*This wiretap was terminated during 2003, but was not reported at that time because it was part of an ongoing investigation.

\*\* This wiretap was terminated during 2002 or earlier, but was not reported at that time because it was part of an ongoing investigation.

TABLE B-1  
STATE NEW JERSEY

CALENDAR YEAR 2004

REPORT BY JUDGES OF COURT-AUTHORIZED INTERCEPTS OF WIRE, ORAL, OR ELECTRONIC COMMUNICATIONS  
PURSUANT TO 18 U.S.C. 2519

A.O. Number	Authorizing Official		Offense Specified	Intercept		Date of Application	Authorized Length		
	Judge	Prosecutor <sup>1</sup>		Type <sup>2</sup>	Location <sup>3</sup>		Original Order (Days)	Number of Extensions	Total Length (Days)
ESSEX									
1*	FALCONE	CAMPOLO	NARCOTICS	WC	D	01/06/2003	20	0	20
2*	FALCONE	CAMPOLO	NARCOTICS	WS	H	01/29/2003	20	0	20
3*	FALCONE	CAMPOLO	NARCOTICS	WC	D	01/29/2003	20	0	20
4*	CLARK	CAMPOLO	NARCOTICS	WC	D	07/28/2003	20	0	20
5*	CLARK	CAMPOLO	NARCOTICS	WS	H	07/28/2003	20	0	20
6*	FALCONE	CAMPOLO	NARCOTICS	WC	D	08/11/2003	20	0	20
GLOUCESTER									
1	NATAL	DALTON	MURDER	WS,WC	H,D	03/29/2004	20	0	20
2	NATAL	DALTON	MURDER	WS,WC	H,D	03/29/2004	20	0	20
3	NATAL	DALTON	MURDER	WC	D	04/01/2004	20	0	20
HUDSON									
1	CALLAHAN	DEFAZIO	NARCOTICS	WC	D	06/04/2004	20	1	40
2	CALLAHAN	DEFAZIO	NARCOTICS	WC	D	06/04/2004	20	1	40
3	CALLAHAN	DEFAZIO	THEFT	WC	D	09/24/2004	20	2	40
4	CALLAHAN	DEFAZIO	THEFT	WC	D	09/24/2004	20	2	40
5	CALLAHAN	DEFAZIO	THEFT	WC	D	10/08/2004	20	2	40
6	CALLAHAN	DEFAZIO	THEFT	WC	D	10/08/2004	20	2	40
7	CALLAHAN	DEFAZIO	MURDER	WC	D	10/26/2004	20	0	20
8	CALLAHAN	DEFAZIO	THEFT	WC	D	11/03/2004	20	1	30
9	CALLAHAN	DEFAZIO	THEFT	WC	D	11/17/2004	20	0	20
10	CALLAHAN	DEFAZIO	THEFT	WC	D	11/17/2004	20	0	20
MIDDLESEX									
1	LONGHI	KAPLAN	NARCOTICS	WC	D	01/07/2004	20	1	30
2	LONGHI	KAPLAN	NARCOTICS	WC	D	01/23/2004	20	1	30
3	LONGHI	KAPLAN	NARCOTICS	WC	D	12/08/2004	20	0	20
PASSAIC									
1	CLARK	AVIGLIANO	NARCOTICS	WC	D	12/15/2003	30	1	60
2	CLARK	AVIGLIANO	NARCOTICS	WC	D	01/07/2004	20	0	20
3	CLARK	AVIGLIANO	NARCOTICS	WC	D	01/13/2004	30	0	30
4	CLARK	AVIGLIANO	NARCOTICS	WC	D	01/20/2004	20	0	20
5	CLARK	AVIGLIANO	NARCOTICS	WC	D	02/02/2004	1	0	1
6	CLARK	AVIGLIANO	NARCOTICS	WC	D	02/04/2004	20	0	20

<sup>1</sup> The prosecuting official authorized the filing of the application under provisions of the state's statute. (See Table 1 for this state's statutory citation.)

<sup>2</sup> Type: WS = Standard Telephone (Wire), WC = Cellular or Mobile Telephone (Wire), WO = Other (Wire), OM = Microphone (Oral), OO = Other (Oral), ED = Digital Pager (Electronic), EE = Computer or E-Mail (Electronic), EF = Fax Machine (Electronic), EO = Other (Electronic).

<sup>3</sup> Location: H = Personal Residence, B = Business, A = Public Area, D = Portable Device, O = Other Location, R = Roving (Relaxed Specification Order), N = Not Specified.

TABLE B-1  
STATE NEW JERSEY

CALENDAR YEAR 2004

REPORT BY PROSECUTORS OF COURT-AUTHORIZED INTERCEPTS OF WIRE, ORAL, OR ELECTRONIC COMMUNICATIONS  
PURSUANT TO 18 U.S.C. 2519

A.O. Number	Number Of Days in Oper- ation <sup>4</sup>	Average Inter- cepts per Day	Number of <sup>5</sup>			Costs		Number of					
			Persons Inter- cepted	Intercepts	Incrim- inating Intercepts	Total Cost in \$	Other Than Manpower in \$	Arrests	Trials	Motions to Suppress Intercepts <sup>6</sup>			Persons Con- victed
										G	D	P	
ESSEX													
1*	18	16	11	292	35	70,147	5,000	11	-	-	-	-	5
2*	18	154	11	2,766	101	RELATED TO NO. 1*		RELATED TO NO. 1*					
3*	18	15	11	278	NR	RELATED TO NO. 1*		RELATED TO NO. 1*					
4*	12	6	NR	69	NR	38,715	5,000	-	-	-	-	-	-
5*	11	16	NR	171	NR	RELATED TO NO. 4*		-	-	-	-	-	-
6*	11	65	NR	710	NR	RELATED TO NO. 4*		-	-	-	-	-	-
GLOUCESTER													
1	NP	-	-	-	-	-	-	-	-	-	-	-	-
2	NP	-	-	-	-	-	-	-	-	-	-	-	-
3	NP	-	-	-	-	-	-	-	-	-	-	-	-
HUDSON													
1	31	105	34	3,262	37	70,264	7,000	4	-	-	-	-	3
2	32	109	163	3,488	536	RELATED TO NO. 1		-	-	-	-	-	-
3	38	72	136	2,720	366	RELATED TO NO. 6		RELATED TO NO. 6					
4	40	61	36	2,441	1,269	RELATED TO NO. 6		RELATED TO NO. 6					
5	31	79	34	2,446	418	RELATED TO NO. 6		RELATED TO NO. 6					
6	40	103	89	4,122	365	281,326	10,000	30	-	-	-	-	-
7	20	130	65	2,604	78	44,776	25,000	2	-	-	-	-	-
8	30	16	36	473	36	RELATED TO NO. 6		RELATED TO NO. 6					
9	17	15	64	250	12	RELATED TO NO. 6		RELATED TO NO. 6					
10	17	131	89	2,228	329	RELATED TO NO. 6		RELATED TO NO. 6					
MIDDLESEX													
1	29	540	1,112	15,673	15,516	30,700	7,500	97	-	-	-	1	-
2	30	130	290	3,908	3,517	21,750	6,500	RELATED TO NO. 1					
3	NP	-	-	-	-	-	-	-	-	-	-	-	-
PASSAIC													
1	60	32	25	1,914	111	122,000	12,000	9	-	-	-	-	-
2	20	83	18	1,654	117	78,000	12,000	15	-	-	-	-	-
3	30	18	8	527	43	RELATED TO NO. 1		RELATED TO NO. 1					
4	20	124	55	2,483	1,023	169,000	30,000	10	-	-	-	-	-
5	1	-	-	-	-	RELATED TO NO. 4		-	-	-	-	-	-
6	20	36	17	730	123	RELATED TO NO. 4		RELATED TO NO. 4					

<sup>4</sup> NI indicates never installed. I indicates installed but never used. NP indicates no prosecutor's report.

<sup>5</sup> NR indicates not reported or could not be determined.

<sup>6</sup> Motions: G = Granted, D = Denied, P = Pending.

\*This wiretap was terminated during 2003, but was not reported at that time because it was part of an ongoing investigation.

\*\* This wiretap was terminated during 2002 or earlier, but was not reported at that time because it was part of an ongoing investigation.

**TABLE B-1**  
**STATE NEW JERSEY**

**CALENDAR YEAR 2004**

**REPORT BY JUDGES OF COURT-AUTHORIZED INTERCEPTS OF WIRE, ORAL, OR ELECTRONIC COMMUNICATIONS  
PURSUANT TO 18 U.S.C. 2519**

A.O. Number	Authorizing Official		Offense Specified	Intercept		Date of Application	Authorized Length		
	Judge	Prosecutor <sup>1</sup>		Type <sup>2</sup>	Location <sup>3</sup>		Original Order (Days)	Number of Extensions	Total Length (Days)
PASSAIC (CONTINUED)									
7	CLARK	AVIGLIANO	NARCOTICS	WC	D	02/11/2004	30	0	30
8	CLARK	AVIGLIANO	NARCOTICS	WC	D	02/23/2004	20	1	50
9	CLARK	AVIGLIANO	NARCOTICS	WC	D	02/26/2004	30	0	30
10	CLARK	AVIGLIANO	NARCOTICS	WC	D	03/02/2004	30	0	30
11	CLARK	AVIGLIANO	NARCOTICS	WC	D	03/10/2004	30	0	30
12	CLARK	AVIGLIANO	NARCOTICS	WC	D	03/19/2004	30	1	60
13	CLARK	AVIGLIANO	\$LAUNDERING	WC	D	04/02/2004	20	0	20
14	CLARK	AVIGLIANO	NARCOTICS	WC	D	04/13/2004	30	0	30
15	CLARK	AVIGLIANO	NARCOTICS	WC	D	05/04/2004	20	0	20
16	CLARK	AVIGLIANO	NARCOTICS	WC	D	05/13/2004	20	0	20
17	CLARK	AVIGLIANO	NARCOTICS	WC	D	06/01/2004	10	1	20
18	CLARK	AVIGLIANO	NARCOTICS	WC	D	06/04/2004	20	0	20
19	CLARK	AVIGLIANO	NARCOTICS	WC	D	06/28/2004	20	0	20
20	CLARK	AVIGLIANO	NARCOTICS	WC	D	07/15/2004	20	0	20
21	CLARK	AVIGLIANO	NARCOTICS	WC	D	07/15/2004	20	0	20
22	CLARK	AVIGLIANO	NARCOTICS	WC	D	07/21/2004	30	0	30
23	CLARK	AVIGLIANO	NARCOTICS	WC	D	07/22/2004	20	1	30
24	CLARK	AVIGLIANO	NARCOTICS	WC	D	07/26/2004	15	0	15
25	CLARK	AVIGLIANO	NARCOTICS	WC	D	07/30/2004	20	0	20
26	CLARK	AVIGLIANO	NARCOTICS	WC	D	08/05/2004	20	0	20
27	CLARK	AVIGLIANO	NARCOTICS	WC	D	09/08/2004	20	0	20
28	CLARK	AVIGLIANO	NARCOTICS	WC	D	09/14/2004	20	0	20
29	CLARK	AVIGLIANO	NARCOTICS	WC	D	09/29/2004	20	1	50
30	CLARK	AVIGLIANO	NARCOTICS	WC	D	09/29/2004	20	1	50
31	CLARK	AVIGLIANO	NARCOTICS	WC	D	09/29/2004	20	1	50
32	CLARK	AVIGLIANO	NARCOTICS	WC	D	10/12/2004	20	1	50
33	CLARK	AVIGLIANO	NARCOTICS	WC	D	10/27/2004	30	0	30
34	CLARK	AVIGLIANO	NARCOTICS	WC	D	11/02/2004	30	0	30
35	CLARK	AVIGLIANO	NARCOTICS	WC	D	11/02/2004	30	0	30
36	CLARK	AVIGLIANO	NARCOTICS	WC	D	11/04/2004	20	0	20
37	SOKALSKI	AVIGLIANO	NARCOTICS	WC	D	11/05/2004	20	0	20
38	SOKALSKI	AVIGLIANO	NARCOTICS	WC	D	11/15/2004	20	1	50

<sup>1</sup> The prosecuting official authorized the filing of the application under provisions of the state's statute. (See Table 1 for this state's statutory citation.)

<sup>2</sup> Type: WS = Standard Telephone (Wire), WC = Cellular or Mobile Telephone (Wire), WO = Other (Wire), OM = Microphone (Oral), OO = Other (Oral), ED = Digital Pager (Electronic), EE = Computer or E-Mail (Electronic), EF = Fax Machine (Electronic), EO = Other (Electronic).

<sup>3</sup> Location: H = Personal Residence, B = Business, A = Public Area, D = Portable Device, O = Other Location, R = Roving (Relaxed Specification Order), N = Not Specified.

TABLE B-1  
STATE NEW JERSEY

CALENDAR YEAR 2004

REPORT BY PROSECUTORS OF COURT-AUTHORIZED INTERCEPTS OF WIRE, ORAL, OR ELECTRONIC COMMUNICATIONS  
PURSUANT TO 18 U.S.C. 2519

A.O. Number	Number Of Days in Oper- ation <sup>4</sup>	Average Inter- cepts per Day	Number of <sup>5</sup>			Costs		Number of						
			Persons Inter- cepted	Intercepts	Incrim- inating Intercepts	Total Cost in \$	Other Than Manpower in \$	Arrests	Trials	Motions to Suppress Intercepts <sup>6</sup>			Persons Con- victed	
										G	D	P		
PASSAIC (CONTINUED)														
7	30	12	2	349	12	RELATED TO NO. 2		RELATED TO NO. 2						
8	12	67	12	807	405	RELATED TO NO. 4		RELATED TO NO. 4						
9	16	125	11	2,004	97	RELATED TO NO. 2		RELATED TO NO. 2						
10	24	11	7	270	68	RELATED TO NO. 4		RELATED TO NO. 4						
11	30	71	34	2,126	286	RELATED TO NO. 4		RELATED TO NO. 4						
12	51	29	21	1,459	239	61,000	12,000	16	-	-	-	-	-	
13	19	3	3	49	16	25,800	3,000	-	-	-	-	-	-	
14	29	39	23	1,128	138	RELATED TO NO. 12		RELATED TO NO. 12						
15	20	40	15	794	35	43,000	7,000	-	-	-	-	-	-	
16	20	57	27	1,146	125	23,000	3,000	-	-	-	-	-	-	
17	20	NR	NR	NR	NR	RELATED TO NO. 16		-	-	-	-	-	-	
18	10	46	12	457	25	RELATED TO NO. 15		-	-	-	-	-	-	
19	11	36	4	392	7	RELATED TO NO. 20		-	-	-	-	-	-	
20	20	31	18	611	134	163,000	27,000	12	-	-	-	-	-	
21	20	84	26	1,676	159	RELATED TO NO. 20		9	-	-	-	-	-	
22	26	17	15	442	65	RELATED TO NO. 20		5	-	-	-	-	-	
23	27	60	33	1,629	348	46,900	8,500	7	-	-	-	-	-	
24	14	48	23	673	159	RELATED TO NO. 20		10	-	-	-	-	-	
25	7	21	8	144	22	RELATED TO NO. 20		1	-	-	-	-	-	
26	5	157	25	785	163	RELATED TO NO. 23		RELATED TO NO. 23						
27	5	6	3	29	5	274,000	37,000	17	-	-	-	-	-	
28	12	100	24	1,196	202	RELATED TO NO. 27		RELATED TO NO. 27						
29	44	40	36	1,752	203	138,000	12,000	RELATED TO NO. 27						
30	23	21	24	494	275	RELATED TO NO. 27		RELATED TO NO. 27						
31	27	74	66	1,990	838	RELATED TO NO. 27		RELATED TO NO. 27						
32	36	115	31	4,144	1,354	39,500	3,500	-	-	-	-	-	-	
33	17	18	16	301	189	RELATED TO NO. 27		RELATED TO NO. 27						
34	30	32	33	946	355	RELATED TO NO. 27		15	-	-	-	-	-	
35	30	52	39	1,549	372	RELATED TO NO. 27		RELATED TO NO. 34						
36	20	22	14	431	121	23,500	3,500	12	-	-	-	-	-	
37	5	16	10	81	29	8,000	3,000	5	-	-	-	-	-	
38	44	28	17	1,247	213	20,000	11,000	10	-	-	-	-	-	

<sup>4</sup> NI indicates never installed. I indicates installed but never used. NP indicates no prosecutor's report.

<sup>5</sup> NR indicates not reported or could not be determined.

<sup>6</sup> Motions: G = Granted, D = Denied, P = Pending.

\*This wiretap was terminated during 2003, but was not reported at that time because it was part of an ongoing investigation.

\*\* This wiretap was terminated during 2002 or earlier, but was not reported at that time because it was part of an ongoing investigation.



TABLE B-1  
STATE NEW JERSEY

CALENDAR YEAR 2004

REPORT BY JUDGES OF COURT-AUTHORIZED INTERCEPTS OF WIRE, ORAL, OR ELECTRONIC COMMUNICATIONS  
PURSUANT TO 18 U.S.C. 2519

A.O. Number	Authorizing Official		Offense Specified	Intercept		Date of Application	Authorized Length		
	Judge	Prosecutor <sup>1</sup>		Type <sup>2</sup>	Location <sup>3</sup>		Orig-inal Order (Days)	Num-ber of Exten-sions	Total Length (Days)
PASSAIC (CONTINUED)									
39	CLARK	AVIGLIANO	NARCOTICS	WC	D	11/20/2004	30	0	30
40	CLARK	AVIGLIANO	NARCOTICS	WC	D	11/24/2004	20	0	20
41	CLARK	AVIGLIANO	NARCOTICS	WC	D	12/03/2004	20	0	20
42	CLARK	AVIGLIANO	NARCOTICS	WC	D	12/03/2004	20	0	20
SOMERSET									
1	FEINBERG	STACK	NARCOTICS	WC	D	01/06/2004	20	2	40
2	FEINBERG	STACK	NARCOTICS	ED	D	01/06/2004	20	2	40
3	FEINBERG	STACK	NARCOTICS	WC	D	01/08/2004	20	2	40
4	FEINBERG	STACK	MURDER	WC	D	07/30/2004	20	0	20
5	FEINBERG	FORREST	NARCOTICS	WC	D	10/13/2004	20	0	20
STATE ATTORNEY GENERAL									
1	GAROFOLO	HARVEY	NARCOTICS	WC	D	01/26/2004	20	0	20
2	GAROFOLO	HARVEY	NARCOTICS	WC	D	01/30/2004	20	1	50
3	GAROFOLO	HARVEY	NARCOTICS	WC	D	02/11/2004	20	0	20
4	GAROFOLO	HARVEY	NARCOTICS	WC	D	02/11/2004	20	0	20
5	GAROFOLO	HARVEY	NARCOTICS	WC	D	02/13/2004	30	0	30
6	GAROFOLO	HARVEY	NARCOTICS	WC	D	02/27/2004	30	0	30
7	FALCONE	HARVEY	MURDER	WC	D	03/02/2004	20	0	20
8	CALLAHAN	HARVEY	GAMBLING	WC	D	04/26/2004	30	1	60
9	CALLAHAN	HARVEY	GAMBLING	WC	D	04/26/2004	30	1	60
10	FEINBERG	HARVEY	NARCOTICS	WC	D	05/10/2004	20	1	50
11	FALCONE	HARVEY	NARCOTICS	WC	D	05/11/2004	30	1	60
12	CALLAHAN	HARVEY	RACKETEERING	WC	D	05/20/2004	30	0	30
13	NATAL	HARVEY	NARCOTICS	WC	D	05/20/2004	20	1	50
14	NATAL	DUGAN	NARCOTICS	WC	D	06/04/2004	30	0	30
15	FALCONE	HARVEY	NARCOTICS	WC	D	06/10/2004	30	0	30
15	FALCONE	HARVEY	NARCOTICS	WC	D	06/10/2004	30	0	30
16	FEINBERG	HARVEY	NARCOTICS	WC	D	06/18/2004	30	0	30
17	BOZONELIS	HARVEY	RACKETEERING	WC	D	06/30/2004	30	0	30
18	BOZONELIS	HARVEY	NARCOTICS	WC	D	07/16/2004	30	0	30
19	BOZONELIS	HARVEY	RACKETEERING	WC	D	08/16/2004	30	0	30
20	BOZONELIS	HARVEY	RACKETEERING	WC	D	08/16/2004	30	0	30

<sup>1</sup> The prosecuting official authorized the filing of the application under provisions of the state's statute. (See Table 1 for this state's statutory citation.)

<sup>2</sup> Type: WS = Standard Telephone (Wire), WC = Cellular or Mobile Telephone (Wire), WO = Other (Wire), OM = Microphone (Oral), OO = Other (Oral), ED = Digital Pager (Electronic), EE = Computer or E-Mail (Electronic), EF = Fax Machine (Electronic), EO = Other (Electronic).

<sup>3</sup> Location: H = Personal Residence, B = Business, A = Public Area, D = Portable Device, O = Other Location, R = Roving (Relaxed Specification Order), N = Not Specified.

TABLE B-1  
STATE NEW JERSEY

CALENDAR YEAR 2004

REPORT BY PROSECUTORS OF COURT-AUTHORIZED INTERCEPTS OF WIRE, ORAL, OR ELECTRONIC COMMUNICATIONS  
PURSUANT TO 18 U.S.C. 2519

A.O. Number	Number Of Days in Oper- ation <sup>4</sup>	Average Inter- cepts per Day	Number of <sup>5</sup>			Costs		Number of					
			Persons Inter- cepted	Intercepts	Incrim- inating Intercepts	Total Cost in \$	Other Than Manpower in \$	Arrests	Trials	Motions to Suppress Intercepts <sup>6</sup>			Persons Convicted
										G	D	P	
PASSAIC (CONTINUED)													
39	10	5	6	49	21	RELATED TO NO. 27		RELATED TO NO. 34					
40	20	2	NR	40	-	RELATED TO NO. 27		-	-	-	-	-	-
41	12	20	9	245	43	RELATED TO NO. 27		3	-	-	-	-	-
42	12	2	3	18	8	RELATED TO NO. 27		RELATED TO NO. 41					
SOMERSET													
1	31	9	38	280	270	253,000	5,000	35	-	-	-	-	-
2	31	13	46	415	415	RELATED TO NO. 1		-	-	-	-	-	-
3	31	54	80	1,674	1,550	RELATED TO NO. 1		-	-	-	-	-	-
4	20	-	5	6	-	50	-	-	-	-	-	-	-
5	6	16	10	95	45	37,000	2,000	-	-	-	-	-	-
STATE ATTORNEY GENERAL													
1	16	22	58	352	58	RELATED TO NO. 6		RELATED TO NO. 6					
2	39	158	136	6,176	262	RELATED TO NO. 6		RELATED TO NO. 6					
3	9	9	21	79	-	RELATED TO NO. 6		-	-	-	-	-	-
4	20	3	11	54	1	RELATED TO NO. 6		RELATED TO NO. 6					
5	26	137	107	3,571	288	139,000	400	RELATED TO NO. 6					
6	12	97	57	1,159	156	138,800	200	18	-	-	-	-	-
7	20	11	38	215	-	27,327	2,205	-	-	-	-	-	-
8	NP	-	-	-	-	-	-	-	-	-	-	-	-
9	NP	-	-	-	-	-	-	-	-	-	-	-	-
10	46	66	164	3,050	572	161,800	200	15	-	-	-	-	-
11	NP	-	-	-	-	-	-	-	-	-	-	-	-
12	NP	-	-	-	-	-	-	-	-	-	-	-	-
13	36	176	150	6,341	408	RELATED TO NO. 10		RELATED TO NO. 10					
14	26	207	120	5,376	177	RELATED TO NO. 10		RELATED TO NO. 10					
15	NP	-	-	-	-	-	-	-	-	-	-	-	-
15	NP	-	-	-	-	-	-	-	-	-	-	-	-
16	7	55	148	387	119	RELATED TO NO. 10		RELATED TO NO. 10					
17	NP	-	-	-	-	-	-	-	-	-	-	-	-
18	NP	-	-	-	-	-	-	-	-	-	-	-	-
19	3	-	-	-	-	-	-	-	-	-	-	-	-
20	29	129	50	3,730	43	-	-	-	-	-	-	-	-

<sup>4</sup> NI indicates never installed. I indicates installed but never used. NP indicates no prosecutor's report.

<sup>5</sup> NR indicates not reported or could not be determined.

<sup>6</sup> Motions: G = Granted, D = Denied, P = Pending.

\*This wiretap was terminated during 2003, but was not reported at that time because it was part of an ongoing investigation.

\*\* This wiretap was terminated during 2002 or earlier, but was not reported at that time because it was part of an ongoing investigation.

**TABLE B-1**  
**STATE NEW JERSEY**

**CALENDAR YEAR 2004**

**REPORT BY JUDGES OF COURT-AUTHORIZED INTERCEPTS OF WIRE, ORAL, OR ELECTRONIC COMMUNICATIONS  
PURSUANT TO 18 U.S.C. 2519**

A.O. Number	Authorizing Official		Offense Specified	Intercept		Date of Application	Authorized Length		
	Judge	Prosecutor <sup>1</sup>		Type <sup>2</sup>	Location <sup>3</sup>		Orig-inal Order (Days)	Num-ber of Exten-sions	Total Length (Days)
STATE ATTORNEY GENERAL (CONTINUED)									
21	BOZONELIS	HARVEY	RACKETEERING	WC	D	08/16/2004	30	0	30
22	BOZONELIS	HARVEY	RACKETEERING	WC	D	09/24/2004	30	0	30
23	BOZONELIS	HARVEY	RACKETEERING	WC	D	09/24/2004	30	0	30
24	BOZONELIS	HARVEY	RACKETEERING	WC	D	09/24/2004	30	0	30
25	BOZONELIS	HARVEY	RACKETEERING	WC	D	09/28/2004	30	1	60
26	BOZONELIS	HARVEY	RACKETEERING	WC	D	11/03/2004	30	0	30
27	BOZONELIS	HARVEY	RACKETEERING	WC	D	11/03/2004	30	0	30
28	BOZONELIS	HARVEY	NARCOTICS	WC	D	11/09/2004	30	0	30
29	BOZONELIS	HARVEY	NARCOTICS	WC	D	11/09/2004	30	0	30
15*	GAROFOLO	HARVEY	NARCOTICS	WC	D	03/14/2003	20	1	50
16*	GAROFOLO	HARVEY	NARCOTICS	WC	D	04/02/2003	30	1	60
17*	GAROFOLO	HARVEY	NARCOTICS	WC	D	04/02/2003	30	0	30
18*	GAROFOLO	HARVEY	NARCOTICS	WC	D	04/17/2003	30	0	30
19*	GAROFOLO	HARVEY	NARCOTICS	WC	D	04/17/2003	30	0	30
20*	GAROFOLO	HARVEY	NARCOTICS	WC	D	05/13/2003	30	2	90
21*	GAROFOLO	HARVEY	NARCOTICS	WC	D	05/13/2003	30	1	60
22*	GAROFOLO	HARVEY	NARCOTICS	WC	D	05/13/2003	30	1	60
23*	FALCONE	HARVEY	RACKETEERING	WC	D	05/16/2003	30	2	90
24*	FALCONE	HARVEY	RACKETEERING	WC	D	05/16/2003	30	2	90
25*	GAROFOLO	HARVEY	RACKETEERING	WC	D	06/02/2003	30	1	60
26*	FALCONE	HARVEY	RACKETEERING	WC	D	06/09/2003	30	2	90
27*	GAROFOLO	HARVEY	RACKETEERING	WC	D	06/19/2003	30	2	90
28*	GAROFOLO	HARVEY	RACKETEERING	WC	D	06/19/2003	30	1	60
29*	FALCONE	HARVEY	RACKETEERING	WC	D	06/30/2003	30	1	60
30*	FALCONE	HARVEY	RACKETEERING	WC	D	07/19/2003	30	0	30
31*	FALCONE	HARVEY	MURDER	WC	D	07/19/2003	30	0	30
32*	FALCONE	HARVEY	RACKETEERING	WC	D	07/24/2003	30	2	90
33*	GAROFOLO	HARVEY	NARCOTICS	WC	D	08/25/2003	30	0	30
34*	GAROFOLO	HARVEY	NARCOTICS	WC	D	08/25/2003	30	0	30
35*	GAROFOLO	HARVEY	RACKETEERING	WC	D	08/25/2003	30	2	90
36*	GAROFOLO	DUGAN	RACKETEERING	WC	D	08/29/2003	30	2	90
37*	GAROFOLO	HARVEY	RACKETEERING	WC	D	08/29/2003	30	2	90

<sup>1</sup> The prosecuting official authorized the filing of the application under provisions of the state's statute. (See Table 1 for this state's statutory citation.)

<sup>2</sup> Type: WS = Standard Telephone (Wire), WC = Cellular or Mobile Telephone (Wire), WO = Other (Wire), OM = Microphone (Oral), OO = Other (Oral), ED = Digital Pager (Electronic), EE = Computer or E-Mail (Electronic), EF = Fax Machine (Electronic), EO = Other (Electronic).

<sup>3</sup> Location: H = Personal Residence, B = Business, A = Public Area, D = Portable Device, O = Other Location, R = Roving (Relaxed Specification Order), N = Not Specified.

TABLE B-1  
STATE NEW JERSEY

CALENDAR YEAR 2004

REPORT BY PROSECUTORS OF COURT-AUTHORIZED INTERCEPTS OF WIRE, ORAL, OR ELECTRONIC COMMUNICATIONS  
PURSUANT TO 18 U.S.C. 2519

A.O. Number	Number Of Days in Oper- ation <sup>4</sup>	Average Inter- cepts per Day	Number of <sup>5</sup>			Costs		Number of					
			Persons Inter- cepted	Intercepts	Incrim- inating Intercepts	Total Cost in \$	Other Than Manpower in \$	Arrests	Trials	Motions to Suppress Intercepts <sup>6</sup>			Persons Con- victed
										G	D	P	
STATE ATTORNEY GENERAL (CONTINUED)													
21	NP	-	-	-	-	-	-	-	-	-	-	-	-
22	NP	-	-	-	-	-	-	-	-	-	-	-	-
23	NP	-	-	-	-	-	-	-	-	-	-	-	-
24	NP	-	-	-	-	-	-	-	-	-	-	-	-
25	NP	-	-	-	-	-	-	-	-	-	-	-	-
26	NP	-	-	-	-	-	-	-	-	-	-	-	-
27	NP	-	-	-	-	-	-	-	-	-	-	-	-
28	20	NR	NR	NR	NR	-	-	-	-	-	-	-	-
29	20	NR	NR	NR	NR	-	-	-	-	-	-	-	-
15*	50	158	100	7,900	802	151,800	2,055	RELATED TO NO. 17*					
16*	60	143	125	8,600	572	85,806	2,810	5	-	-	-	-	-
17*	30	2	10	75	4	39,052	1,455	RELATED TO NO. 16*					
18*	30	5	6	136	15	27,284	2,805	RELATED TO NO. 16*					
19*	30	35	50	1,040	265	40,295	1,455	-	-	-	-	-	-
20*	78	52	50	4,071	226	127,787	5,950	-	-	-	-	-	-
21*	50	2	20	88	-	66,254	3,750	-	-	-	-	-	-
22*	50	2	15	77	-	RELATED TO NO. 21*		-	-	-	-	-	-
23*	88	85	175	7,508	823	116,060	3,055	RELATED TO NO. 24*					
24*	88	158	235	13,886	501	252,922	26,912	49	-	-	-	-	-
25*	45	126	172	5,679	263	285,334	3,250	-	-	-	-	-	-
26*	64	148	95	9,455	494	74,898	2,705	RELATED TO NO. 24*					
27*	90	62	550	5,539	128	123,844	16,926	-	-	-	-	-	-
28*	60	5	20	325	88	76,077	2,855	-	-	-	-	-	-
29*	42	102	60	4,269	259	72,436	13,876	25	-	-	-	-	-
30*	24	167	65	4,017	219	75,661	2,610	RELATED TO NO. 24*					
31*	NI	-	-	-	-	-	-	-	-	-	-	-	-
32*	76	2	8	116	14	96,745	3,855	-	-	-	-	-	-
33*	30	-	NR	11	-	27,498	2,805	-	-	-	-	-	-
34*	30	-	NR	4	-	31,785	2,805	-	-	-	-	-	-
35*	72	10	10	700	301	75,133	4,655	-	-	-	-	-	-
36*	68	13	20	900	85	87,773	4,605	-	-	-	-	-	-
37*	68	5	25	331	99	62,551	4,505	-	-	-	-	-	-

<sup>4</sup> NI indicates never installed. I indicates installed but never used. NP indicates no prosecutor's report.

<sup>5</sup> NR indicates not reported or could not be determined.

<sup>6</sup> Motions: G = Granted, D = Denied, P = Pending.

\*This wiretap was terminated during 2003, but was not reported at that time because it was part of an ongoing investigation.

\*\* This wiretap was terminated during 2002 or earlier, but was not reported at that time because it was part of an ongoing investigation.

**TABLE B-1**  
**STATE NEW JERSEY**

**CALENDAR YEAR 2004**

**REPORT BY JUDGES OF COURT-AUTHORIZED INTERCEPTS OF WIRE, ORAL, OR ELECTRONIC COMMUNICATIONS  
PURSUANT TO 18 U.S.C. 2519**

A.O. Number	Authorizing Official		Offense Specified	Intercept		Date of Application	Authorized Length		
	Judge	Prosecutor <sup>1</sup>		Type <sup>2</sup>	Location <sup>3</sup>		Original Order (Days)	Number of Extensions	Total Length (Days)
STATE ATTORNEY GENERAL (CONTINUED)									
38*	GAROFOLO	HARVEY	RACKETEERING	WC	D	09/05/2003	30	3	120
39*	GAROFOLO	HARVEY	RACKETEERING	WC	D	09/05/2003	30	3	120
40*	GAROFOLO	HARVEY	NARCOTICS	ED	D	09/05/2003	30	0	30
41*	GAROFOLO	HARVEY	NARCOTICS	ED	D	09/05/2003	30	0	30
42*	GAROFOLO	HARVEY	NARCOTICS	ED	D	09/05/2003	30	0	30
43*	GAROFOLO	HARVEY	RACKETEERING	WC	D	09/05/2003	30	3	120
44*	GAROFOLO	HARVEY	RACKETEERING	WC	D	09/05/2003	30	2	90
45*	GAROFOLO	HARVEY	RACKETEERING	WC	D	09/23/2003	30	3	120
46*	GAROFOLO	HARVEY	RACKETEERING	WC	D	10/03/2003	30	1	60
47*	NATAL	HARVEY	GAMBLING	WC	D	10/30/2003	20	0	20
48*	NATAL	HARVEY	GAMBLING	WC	D	10/30/2003	20	2	40
49*	GAROFOLO	HARVEY	RACKETEERING	WC	D	12/03/2003	30	0	30
28**	FALCONE	FARMER	THEFT	ED	D	05/02/2001	20	1	30
28**	FALCONE	SAMSON	RACKETEERING	OM	O	07/11/2002	30	2	90
UNION									
1	FALCONE	ROMANKOW	NARCOTICS	WC	D	10/03/2003	30	2	90
2	FALCONE	ROMANKOW	NARCOTICS	WC	D	01/16/2004	30	0	30
3	FALCONE	ROMANKOW	NARCOTICS	ED	D	01/16/2004	30	0	30
4	FALCONE	ROMANKOW	NARCOTICS	WC	D	02/13/2004	20	3	90
5	FALCONE	ROMANKOW	NARCOTICS	WC	D	02/21/2004	20	2	40
6	FALCONE	ROMANKOW	NARCOTICS	WC	D	03/10/2004	30	2	90
7	FALCONE	ROMANKOW	NARCOTICS	EO	O	04/02/2004	30	1	60
8	BOZONELIS	ROMANKOW	NARCOTICS	WC	D	07/06/2004	1	0	1
9	BOZONELIS	ROMANKOW	NARCOTICS	WC	D	09/13/2004	20	1	30
10	BOZONELIS	ROMANKOW	NARCOTICS	WC	D	09/24/2004	20	2	40
11	BOZONELIS	ROMANKOW	NARCOTICS	WC	D	09/24/2004	20	0	20
12	BOZONELIS	ROMANKOW	NARCOTICS	WC	D	09/24/2004	20	3	50
13	BOZONELIS	ROMANKOW	NARCOTICS	WC	D	10/01/2004	20	0	20
14	BOZONELIS	ROMANKOW	NARCOTICS	WC	D	10/08/2004	20	0	20
15	BOZONELIS	ROMANKOW	NARCOTICS	WC	D	10/15/2004	20	1	30
16	BOZONELIS	ROMANKOW	NARCOTICS	WC	D	10/15/2004	20	1	30
17	BOZONELIS	ROMANKOW	NARCOTICS	WC	D	10/21/2004	20	0	20

<sup>1</sup> The prosecuting official authorized the filing of the application under provisions of the state's statute. (See Table 1 for this state's statutory citation.)

<sup>2</sup> Type: WS = Standard Telephone (Wire), WC = Cellular or Mobile Telephone (Wire), WO = Other (Wire), OM = Microphone (Oral), OO = Other (Oral), ED = Digital Pager (Electronic), EE = Computer or E-Mail (Electronic), EF = Fax Machine (Electronic), EO = Other (Electronic).

<sup>3</sup> Location: H = Personal Residence, B = Business, A = Public Area, D = Portable Device, O = Other Location, R = Roving (Relaxed Specification Order), N = Not Specified.

TABLE B-1  
STATE NEW JERSEY

CALENDAR YEAR 2004

REPORT BY PROSECUTORS OF COURT-AUTHORIZED INTERCEPTS OF WIRE, ORAL, OR ELECTRONIC COMMUNICATIONS  
PURSUANT TO 18 U.S.C. 2519

A.O. Number	Number Of Days in Oper- ation <sup>4</sup>	Average Inter- cepts per Day	Number of <sup>5</sup>			Costs		Number of						
			Persons Inter- cepted	Intercepts	Incrim- inating Intercepts	Total Cost in \$	Other Than Manpower in \$	Arrests	Trials	Motions to Suppress Intercepts <sup>6</sup>			Persons Con- victed	
										G	D	P		
STATE ATTORNEY GENERAL (CONTINUED)														
38*	106	68	150	7,200	389	140,489	4,505	-	-	-	-	-	-	
39*	105	36	297	3,754	929	515,288	23,140	-	-	-	-	-	-	
40*	NI	-	-	-	-	-	-	-	-	-	-	-	-	
41*	NI	-	-	-	-	-	-	-	-	-	-	-	-	
42*	NI	-	-	-	-	-	-	-	-	-	-	-	-	
43*	86	9	61	814	280	234,944	14,120	-	-	-	-	-	-	
44*	90	18	118	1,578	285	593,891	23,935	-	-	-	-	-	-	
45*	83	16	205	1,360	390	297,501	17,475	-	-	-	-	-	-	
46*	60	12	70	700	259	63,493	6,905	-	-	-	-	-	-	
47*	20	17	196	348	53	120,703	8,126	7	-	-	-	-	-	
48*	40	104	196	4,150	824	244,646	10,876	-	-	-	-	-	-	
49*	16	9	30	140	74	19,212	2,450	-	-	-	-	-	-	
28**	30	13	31	389	NR	8,087	-	-	-	-	-	-	-	
28**	90	4	9	385	59	159,959	30,240	-	-	-	-	-	-	
UNION														
1	NP	-	-	-	-	-	-	-	-	-	-	-	-	
2	19	4	2	85	17	394,150	6,400	-	-	-	-	-	-	
3	19	-	9	9	9	RELATED TO NO. 2		-	-	-	-	-	-	
4	90	21	35	1,892	369	1,844,525	22,025	8	-	-	-	-	-	
5	39	32	25	1,249	118	RELATED TO NO. 4		RELATED TO NO. 4						
6	64	40	53	2,579	490	RELATED TO NO. 4		RELATED TO NO. 4						
7	19	6	2	118	-	RELATED TO NO. 9		-	-	-	-	-	-	
8	1	29	8	29	-	360	-	-	-	-	-	-	-	
9	30	36	248	1,073	170	829,800	19,800	22	-	-	-	-	-	
10	40	88	1,578	3,521	787	RELATED TO NO. 9		RELATED TO NO. 9						
11	16	90	362	1,433	238	RELATED TO NO. 9		RELATED TO NO. 9						
12	48	31	788	1,511	287	RELATED TO NO. 9		RELATED TO NO. 9						
13	20	4	41	78	21	RELATED TO NO. 9		RELATED TO NO. 9						
14	20	3	NR	57	-	RELATED TO NO. 9		-	-	-	-	-	-	
15	28	17	210	479	104	RELATED TO NO. 9		RELATED TO NO. 9						
16	28	77	1,186	2,156	280	RELATED TO NO. 9		RELATED TO NO. 9						
17	20	35	302	694	197	RELATED TO NO. 9		RELATED TO NO. 9						

<sup>4</sup> NI indicates never installed. I indicates installed but never used. NP indicates no prosecutor's report.

<sup>5</sup> NR indicates not reported or could not be determined.

<sup>6</sup> Motions: G = Granted, D = Denied, P = Pending.

\*This wiretap was terminated during 2003, but was not reported at that time because it was part of an ongoing investigation.

\*\* This wiretap was terminated during 2002 or earlier, but was not reported at that time because it was part of an ongoing investigation.

TABLE B-1  
STATE NEW JERSEY

CALENDAR YEAR 2004

REPORT BY JUDGES OF COURT-AUTHORIZED INTERCEPTS OF WIRE, ORAL, OR ELECTRONIC COMMUNICATIONS  
PURSUANT TO 18 U.S.C. 2519

A.O. Number	Authorizing Official		Offense Specified	Intercept		Date of Application	Authorized Length		
	Judge	Prosecutor <sup>1</sup>		Type <sup>2</sup>	Location <sup>3</sup>		Original Order (Days)	Number of Extensions	Total Length (Days)
UNION (CONTINUED)									
18	BOZONELIS	ROMANKOW	NARCOTICS	WC	D	11/01/2004	20	0	20
19	BOZONELIS	ROMANKOW	NARCOTICS	WC	D	11/23/2004	20	0	20
20	BOZONELIS	ROMANKOW	NARCOTICS	WC	D	11/29/2004	20	0	20
21	BOZONELIS	ROMANKOW	NARCOTICS	WC	D	12/08/2004	20	0	20

<sup>1</sup> The prosecuting official authorized the filing of the application under provisions of the state's statute. (See Table 1 for this state's statutory citation.)

<sup>2</sup> Type: WS = Standard Telephone (Wire), WC = Cellular or Mobile Telephone (Wire), WO = Other (Wire), OM = Microphone (Oral), OO = Other (Oral), ED = Digital Pager (Electronic), EE = Computer or E-Mail (Electronic), EF = Fax Machine (Electronic), EO = Other (Electronic).

<sup>3</sup> Location: H = Personal Residence, B = Business, A = Public Area, D = Portable Device, O = Other Location, R = Roving (Relaxed Specification Order), N = Not Specified.

TABLE B-1

STATE NEW JERSEY

CALENDAR YEAR 2004

**REPORT BY PROSECUTORS OF COURT-AUTHORIZED INTERCEPTS OF WIRE, ORAL, OR ELECTRONIC COMMUNICATIONS  
PURSUANT TO 18 U.S.C. 2519**

A.O. Number	Number Of Days in Oper- ation <sup>4</sup>	Average Inter- cepts per Day	Number of <sup>5</sup>			Costs		Number of					
			Persons Inter- cepted	Intercepts	Incrim- inating Intercepts	Total Cost in \$	Other Than Manpower in \$	Arrests	Trials	Motions to Suppress Intercepts <sup>6</sup>			Persons Con- victed
										G	D	P	
UNION (CONTINUED)													
18	10	160	373	1,604	243	RELATED TO NO. 9		RELATED TO NO. 9					
19	NP	-	-	-	-	-	-	-	-	-	-	-	-
20	20	17	25	333	65	620,100	12,600	21	-	-	-	-	-
21	20	4	10	78	31	RELATED TO NO. 20		RELATED TO NO. 20					

<sup>4</sup> NI indicates never installed. I indicates installed but never used. NP indicates no prosecutor's report.

<sup>5</sup> NR indicates not reported or could not be determined.

<sup>6</sup> Motions: G = Granted, D = Denied, P = Pending.

\*This wiretap was terminated during 2003, but was not reported at that time because it was part of an ongoing investigation.

\*\* This wiretap was terminated during 2002 or earlier, but was not reported at that time because it was part of an ongoing investigation.



TABLE B-1  
STATE NEW YORK

CALENDAR YEAR 2004

REPORT BY JUDGES OF COURT-AUTHORIZED INTERCEPTS OF WIRE, ORAL, OR ELECTRONIC COMMUNICATIONS  
PURSUANT TO 18 U.S.C. 2519

A.O. Number	Authorizing Official		Offense Specified	Intercept		Date of Application	Authorized Length		
	Judge	Prosecutor <sup>1</sup>		Type <sup>2</sup>	Location <sup>3</sup>		Original Order (Days)	Number of Extensions	Total Length (Days)
ALBANY									
1	TERESI	CLYNE	MURDER	WS,OM	H	05/03/2004	30	0	30
2	MALONE	CLYNE	NARCOTICS	WS	H	09/24/2004	30	0	30
3	TERESI	CLYNE	NARCOTICS	WC	D	10/19/2004	30	0	30
BRONX									
1*	COZIER	JOHNSON	ASSAULT	OM,OO	B	01/10/2003	30	2	90
2*	ANDRIAS	JOHNSON	NARCOTICS	WC	D	02/13/2003	30	2	90
3*	ANDRIAS	JOHNSON	NARCOTICS	ED	D	02/13/2003	30	2	90
4*	BERNSTEIN	JOHNSON	GAMBLING	WC	D	03/26/2003	30	4	150
5*	BERNSTEIN	JOHNSON	GAMBLING	OM,OO	B	03/26/2003	30	5	180
6*	ANDRIAS	JOHNSON	NARCOTICS	WC	D	04/10/2003	30	0	30
7*	BERNSTEIN	JOHNSON	GAMBLING	OM,OO	B	05/22/2003	30	3	120
FRANKLIN									
1	MAIN	CHAMPAGNE	\$LAUNDERING	WC	D	01/23/2004	30	0	30
2	MAIN	CHAMPAGNE	\$LAUNDERING	WC	D	01/23/2004	30	0	30
3	MAIN	CHAMPAGNE	\$LAUNDERING	WC	D	02/05/2004	30	1	60
4	MAIN	CHAMPAGNE	\$LAUNDERING	WS	B	02/24/2004	30	1	60
5	MAIN	CHAMPAGNE	\$LAUNDERING	WC	D	02/24/2004	30	0	30
6	MAIN	CHAMPAGNE	\$LAUNDERING	WC	D	02/24/2004	30	0	30
7	MAIN	CHAMPAGNE	\$LAUNDERING	WC	D	03/24/2004	30	0	30
HERKIMER									
1	DALEY	CRANDALL	GAMBLING	WC	D	11/17/2004	14	1	32
2	DALEY	CRANDALL	GAMBLING	WS	B	11/17/2004	14	0	14
3	DALEY	CRANDALL	GAMBLING	WS	B	12/02/2004	17	0	17
KINGS									
1	FIRETOG	HYNES	NARCOTICS	WC	D	01/29/2004	30	3	120
2	FIRETOG	HYNES	GAMBLING	WC	D	02/19/2004	30	2	90
3	FIRETOG	HYNES	NARCOTICS	WC	D	02/23/2004	30	0	30
4	FIRETOG	HYNES	NARCOTICS	WC	D	03/18/2004	30	0	30
5	FIRETOG	HYNES	NARCOTICS	WC	D	03/26/2004	30	1	60
6	FIRETOG	HYNES	NARCOTICS	WC	D	04/15/2004	30	0	30
7	FIRETOG	HYNES	NARCOTICS	WC	D	04/21/2004	30	0	30
8	FIRETOG	HYNES	GAMBLING	WC	D	05/24/2004	30	1	60

<sup>1</sup> The prosecuting official authorized the filing of the application under provisions of the state's statute. (See Table 1 for this state's statutory citation.)

<sup>2</sup> Type: WS = Standard Telephone (Wire), WC = Cellular or Mobile Telephone (Wire), WO = Other (Wire), OM = Microphone (Oral), OO = Other (Oral), ED = Digital Pager (Electronic), EE = Computer or E-Mail (Electronic), EF = Fax Machine (Electronic), EO = Other (Electronic).

<sup>3</sup> Location: H = Personal Residence, B = Business, A = Public Area, D = Portable Device, O = Other Location, R = Roving (Relaxed Specification Order), N = Not Specified.

TABLE B-1  
STATE NEW YORK

CALENDAR YEAR 2004

REPORT BY PROSECUTORS OF COURT-AUTHORIZED INTERCEPTS OF WIRE, ORAL, OR ELECTRONIC COMMUNICATIONS  
PURSUANT TO 18 U.S.C. 2519

A.O. Number	Number Of Days in Oper- ation <sup>4</sup>	Average Inter- cepts per Day	Number of <sup>5</sup>			Costs		Number of					
			Persons Inter- cepted	Intercepts	Incrim- inating Intercepts	Total Cost in \$	Other Than Manpower in \$	Arrests	Trials	Motions to Suppress Intercepts <sup>6</sup>			Persons Conv- icted
										G	D	P	
ALBANY													
1	30	98	13	2,925	-	54,805	1,325	-	-	-	-	-	-
2	30	72	45	2,159	732	20,000	5,000	RELATED TO NO. 3					
3	30	61	35	1,819	260	20,500	6,000	10	-	-	-	-	10
BRONX													
1*	10	-	3	1	-	193,000	18,000	-	-	-	-	-	-
2*	69	16	28	1,080	218	61,220	500	7	-	-	-	-	7
3*	69	1	6	95	95	11,140	100	1	-	-	-	-	1
4*	94	4	5	395	52	321,665	30,000	-	-	-	-	-	-
5*	111	1	5	97	66	385,998	36,000	-	-	-	-	-	-
6*	8	4	5	36	-	-	-	-	-	-	-	-	-
7*	NI	-	-	-	-	-	-	-	-	-	-	-	-
FRANKLIN													
1	30	1	NR	16	8	374,882	4,442	9	-	-	-	-	-
2	30	1	NR	24	4	RELATED TO NO. 1		RELATED TO NO. 1					
3	48	4	NR	186	68	RELATED TO NO. 1		RELATED TO NO. 1					
4	37	31	NR	1,149	18	RELATED TO NO. 1		RELATED TO NO. 1					
5	29	1	NR	29	6	RELATED TO NO. 1		RELATED TO NO. 1					
6	29	-	NR	1	-	RELATED TO NO. 1		-	-	-	-	-	-
7	30	5	NR	142	41	RELATED TO NO. 1		RELATED TO NO. 1					
HERKIMER													
1	32	52	102	1,676	303	27,600	3,600	5	-	-	-	-	-
2	14	26	52	366	28	RELATED TO NO. 1		RELATED TO NO. 1					
3	17	5	16	87	22	RELATED TO NO. 1		RELATED TO NO. 1					
KINGS													
1	93	260	100	24,143	24,000	111,600	-	-	-	-	-	-	-
2	88	8	150	702	101	126,720	-	-	-	-	-	-	-
3	25	28	30	710	685	30,000	-	-	-	-	-	-	-
4	29	123	25	3,569	2,676	34,800	-	-	-	-	-	-	-
5	36	35	25	1,250	1,000	43,200	-	-	-	-	-	-	-
6	16	89	25	1,430	1,400	19,200	-	-	-	-	-	-	-
7	30	9	15	256	250	18,000	-	-	-	-	-	-	-
8	59	48	120	2,834	1,500	42,480	-	-	-	-	-	-	-

<sup>4</sup> NI indicates never installed. I indicates installed but never used. NP indicates no prosecutor's report.

<sup>5</sup> NR indicates not reported or could not be determined.

<sup>6</sup> Motions: G = Granted, D = Denied, P = Pending.

\*This wiretap was terminated during 2003, but was not reported at that time because it was part of an ongoing investigation.

\*\* This wiretap was terminated during 2002 or earlier, but was not reported at that time because it was part of an ongoing investigation.

TABLE B-1  
STATE NEW YORK

CALENDAR YEAR 2004

REPORT BY JUDGES OF COURT-AUTHORIZED INTERCEPTS OF WIRE, ORAL, OR ELECTRONIC COMMUNICATIONS  
PURSUANT TO 18 U.S.C. 2519

A.O. Number	Authorizing Official		Offense Specified	Intercept		Date of Application	Authorized Length		
	Judge	Prosecutor <sup>1</sup>		Type <sup>2</sup>	Location <sup>3</sup>		Original Order (Days)	Number of Extensions	Total Length (Days)
KINGS (CONTINUED)									
9	FIRETOG	HYNES	GAMBLING	WC	D	05/24/2004	30	1	60
10	FIRETOG	HYNES	GAMBLING	OM	B	05/24/2004	30	1	60
11	FIRETOG	HYNES	FRAUD	WC	D	09/13/2004	30	0	30
MONROE									
1	MARKS	RELIN	GAMBLING	WS	H	11/18/2003	30	2	90
2	MARKS	RELIN	GAMBLING	WC	D	11/18/2003	30	2	90
3	MARKS	RELIN	GAMBLING	WS	H	12/31/2003	30	0	30
MONTGOMERY									
1	CATENA	CONBOY	NARCOTICS	WC	D	01/07/2004	30	0	30
NASSAU									
1	CARTER	DILLON	NARCOTICS	WC	D	11/26/2003	30	1	60
2	BELFI	DILLON	BRIBERY	WS,WC	H,D	03/05/2004	30	2	90
3	BELFI	DILLON	\$LAUNDERING	WS,WC,OM,ED	B,D	03/25/2004	30	6	210
NEW YORK									
1	CRANE	HEALY	LARCENY	WS	H	02/04/2003	30	12	366
2	CRANE	HEALY	LARCENY	WS	H	02/04/2003	30	12	366
3	CRANE	HEALY	LARCENY	WC	D	02/04/2003	30	12	366
4	CRANE	HEALY	LARCENY	WC	D	02/04/2003	30	12	366
5	CRANE	HEALY	LARCENY	WC	D	02/04/2003	30	12	366
6	CRANE	HEALY	LARCENY	WC	D	04/04/2003	30	10	308
7	CRANE	HEALY	LARCENY	WS	H	11/14/2003	30	2	90
8	CRANE	HEALY	LARCENY	WC	D	11/14/2003	30	2	90
9	CRANE	HEALY	LARCENY	WS	H	01/09/2004	30	0	30
10	MCLAUGHLIN	MORGENTHAU	NARCOTICS	WC	D	06/15/2004	30	1	60
11	ALLEN	MORGENTHAU	BRIBERY	WS	B	07/22/2004	30	3	120
4*	ALTMAN	MORGENTHAU	CORRUPTION	WS,WC,OM,ED	H,B,A	07/09/2002	30	22	422
5*	CRANE	HEALY	LARCENY	WS	D	02/04/2003	30	1	60
6*	CRANE	HEALY	LARCENY	WC	D	02/04/2003	30	0	30
7*	CRANE	HEALY	LARCENY	WC	D	09/19/2003	30	1	60
NY ORGANIZED CRIME TASK FORCE									
1	WALSH	PRATHER	NARCOTICS	WC	D	05/12/2003	30	13	420
2	ALOI	PRATHER	NARCOTICS	WS,WC	H,D	10/15/2003	30	4	150

<sup>1</sup> The prosecuting official authorized the filing of the application under provisions of the state's statute. (See Table 1 for this state's statutory citation.)

<sup>2</sup> Type: WS = Standard Telephone (Wire), WC = Cellular or Mobile Telephone (Wire), WO = Other (Wire), OM = Microphone (Oral), OO = Other (Oral), ED = Digital Pager (Electronic), EE = Computer or E-Mail (Electronic), EF = Fax Machine (Electronic), EO = Other (Electronic).

<sup>3</sup> Location: H = Personal Residence, B = Business, A = Public Area, D = Portable Device, O = Other Location, R = Roving (Relaxed Specification Order), N = Not Specified.

TABLE B-1  
STATE NEW YORK

CALENDAR YEAR 2004

REPORT BY PROSECUTORS OF COURT-AUTHORIZED INTERCEPTS OF WIRE, ORAL, OR ELECTRONIC COMMUNICATIONS  
PURSUANT TO 18 U.S.C. 2519

A.O. Number	Number Of Days in Oper- ation <sup>4</sup>	Average Inter- cepts per Day	Number of <sup>5</sup>			Costs		Number of					
			Persons Inter- cepted	Intercepts	Incrim- inating Intercepts	Total Cost in \$	Other Than Manpower in \$	Arrests	Trials	Motions to Suppress Intercepts <sup>6</sup>			Persons Convicted
										G	D	P	
KINGS (CONTINUED)													
9	58	3	25	167	42	41,760	-	-	-	-	-	-	-
10	59	76	54	4,500	60	63,720	-	-	-	-	-	-	-
11	NI	-	-	-	-	-	-	-	-	-	-	-	-
MONROE													
1	63	15	100	917	260	-	-	-	-	-	-	-	-
2	63	161	100	10,142	2,414	-	-	-	-	-	-	-	-
3	20	94	100	1,877	853	-	-	-	-	-	-	-	-
MONTGOMERY													
1	NP	-	-	-	-	-	-	-	-	-	-	-	-
NASSAU													
1	57	168	150	9,582	3,090	128,950	18,950	5	-	-	-	-	2
2	53	277	87	14,676	417	151,529	15,596	8	-	-	-	-	-
3	197	110	1,692	21,572	6,972	691,134	38,334	11	-	-	-	-	-
NEW YORK													
1	306	26	30	7,872	55	RELATED TO NO. 5		RELATED TO NO. 5					
2	306	66	100	20,158	113	RELATED TO NO. 5		RELATED TO NO. 5					
3	306	122	60	37,237	212	RELATED TO NO. 5		RELATED TO NO. 5					
4	306	50	20	15,245	237	RELATED TO NO. 5		RELATED TO NO. 5					
5	306	43	75	13,096	524	1,633,011	152,073	24	-	-	-	-	-
6	262	66	200	17,196	128	RELATED TO NO. 5		RELATED TO NO. 5					
7	72	8	25	585	5	RELATED TO NO. 5		RELATED TO NO. 5					
8	72	17	75	1,244	42	RELATED TO NO. 5		RELATED TO NO. 5					
9	26	15	10	379	-	RELATED TO NO. 5		-	-	-	-	-	-
10	60	127	20	7,607	100	158,500	1,500	-	-	-	-	-	-
11	110	23	330	2,553	250	151,000	1,000	-	-	-	-	-	-
4*	401	25	1,400	10,000	1,000	557,000	90,000	9	-	-	-	1	-
5*	50	2	15	107	-	RELATED TO NO. 5		-	-	-	-	-	-
6*	14	217	20	3,043	-	RELATED TO NO. 5		-	-	-	-	-	-
7*	52	79	25	4,120	20	RELATED TO NO. 5		RELATED TO NO. 5					
NY ORGANIZED CRIME TASK FORCE													
1	389	304	950	118,305	8,180	1,166,460	388,460	-	-	-	-	-	-
2	107	273	193	29,199	2,604	475,636	216,836	-	-	-	-	-	-

<sup>4</sup> NI indicates never installed. I indicates installed but never used. NP indicates no prosecutor's report.

<sup>5</sup> NR indicates not reported or could not be determined.

<sup>6</sup> Motions: G = Granted, D = Denied, P = Pending.

\*This wiretap was terminated during 2003, but was not reported at that time because it was part of an ongoing investigation.

\*\* This wiretap was terminated during 2002 or earlier, but was not reported at that time because it was part of an ongoing investigation.

**TABLE B-1**  
**STATE NEW YORK**

**CALENDAR YEAR 2004**

**REPORT BY JUDGES OF COURT-AUTHORIZED INTERCEPTS OF WIRE, ORAL, OR ELECTRONIC COMMUNICATIONS  
PURSUANT TO 18 U.S.C. 2519**

A.O. Number	Authorizing Official		Offense Specified	Intercept		Date of Application	Authorized Length		
	Judge	Prosecutor <sup>1</sup>		Type <sup>2</sup>	Location <sup>3</sup>		Original Order (Days)	Number of Extensions	Total Length (Days)
NY ORGANIZED CRIME TASK FORCE (CONTINUED)									
3	MILLER	PRATHER	NARCOTICS	WS,WC	H,D	11/18/2003	30	6	210
4	TOWNES	PRATHER	LARCENY	WS,WC	H,D	01/20/2004	30	6	205
5	DRURY	PRATHER	NARCOTICS	WC	D	02/25/2004	30	5	180
6	ALOI	PRATHER	NARCOTICS	WS,WC	H,D	03/11/2004	30	3	120
7	ROSSETTI	PRATHER	NARCOTICS	WC	D	03/12/2004	30	4	150
8	FAHEY	PRATHER	NARCOTICS	WC	D	07/05/2004	30	0	30
9	ALOI	PRATHER	NARCOTICS	WS,WC,ED	H,D	07/15/2004	30	4	150
10	WILLIAMS	PRATHER	BRIBERY	OM	B	07/22/2004	30	0	30
11	FAHEY	PRATHER	NARCOTICS	WC	D	08/04/2004	30	1	60
12	WOLGANG	PRATHER	NARCOTICS	WS,WC	B,D	08/18/2004	30	2	90
13	SPAIN	PRATHER	NARCOTICS	WC	D	09/30/2004	21	1	51
14	SPAIN	PRATHER	NARCOTICS	WC	D	09/30/2004	21	1	51
15	MILLER	PRATHER	BRIBERY	OM	B	10/13/2004	30	1	60
16	CONNELL	PRATHER	NARCOTICS	WC	D	10/14/2004	30	1	60
17	SPAIN	PRATHER	NARCOTICS	WC	D	10/27/2004	6	0	6
18	CONNELL	PRATHER	NARCOTICS	WC	D	11/16/2004	30	0	30
NYC SPECIAL NARCOTICS BUREAU									
1	WITTNER	MORGENTHAU	NARCOTICS	WC	D	11/12/2003	30	1	60
2	WETZEL	MORGENTHAU	NARCOTICS	WC	D	11/13/2003	30	3	120
3	WETZEL	MORGENTHAU	NARCOTICS	WC	D	11/20/2003	30	1	60
4	WETZEL	MORGENTHAU	NARCOTICS	WS	H	11/20/2003	30	1	60
5	ALLEN	MORGENTHAU	NARCOTICS	ED	D	12/01/2003	30	2	90
6	WETZEL	MORGENTHAU	NARCOTICS	WC	D	12/05/2003	30	2	90
7	WETZEL	MORGENTHAU	NARCOTICS	WC	D	12/05/2003	30	1	60
8	ALLEN	MORGENTHAU	NARCOTICS	WC	D	12/12/2003	30	1	60
9	ALLEN	MORGENTHAU	NARCOTICS	WC	D	12/16/2003	30	0	30
10	WETZEL	MORGENTHAU	NARCOTICS	WC	D	12/18/2003	30	0	30
11	WETZEL	MORGENTHAU	RACKETEERING	WC	D	12/23/2003	30	0	30
12	WETZEL	MORGENTHAU	NARCOTICS	WC	D	12/23/2003	30	0	30
13	WETZEL	MORGENTHAU	NARCOTICS	WC	D	12/23/2003	30	1	60
14	WETZEL	MORGENTHAU	NARCOTICS	WC	D	12/23/2003	30	1	60
15	ALLEN	MORGENTHAU	NARCOTICS	WC	D	01/06/2004	30	0	30

<sup>1</sup> The prosecuting official authorized the filing of the application under provisions of the state's statute. (See Table 1 for this state's statutory citation.)

<sup>2</sup> Type: WS = Standard Telephone (Wire), WC = Cellular or Mobile Telephone (Wire), WO = Other (Wire), OM = Microphone (Oral), OO = Other (Oral), ED = Digital Pager (Electronic), EE = Computer or E-Mail (Electronic), EF = Fax Machine (Electronic), EO = Other (Electronic).

<sup>3</sup> Location: H = Personal Residence, B = Business, A = Public Area, D = Portable Device, O = Other Location, R = Roving (Relaxed Specification Order), N = Not Specified.

TABLE B-1  
STATE NEW YORK

CALENDAR YEAR 2004

REPORT BY PROSECUTORS OF COURT-AUTHORIZED INTERCEPTS OF WIRE, ORAL, OR ELECTRONIC COMMUNICATIONS  
PURSUANT TO 18 U.S.C. 2519

A.O. Number	Number Of Days in Oper- ation <sup>4</sup>	Average Inter- cepts per Day	Number of <sup>5</sup>			Costs		Number of					
			Persons Inter- cepted	Intercepts	Incrim- inating Intercepts	Total Cost in \$	Other Than Manpower in \$	Arrests	Trials	Motions to Suppress Intercepts <sup>6</sup>			Persons Con- victed
										G	D	P	
NY ORGANIZED CRIME TASK FORCE (CONTINUED)													
3	150	192	376	28,823	5,295	190,700	69,350	19	-	-	-	-	-
4	201	428	300	86,000	69,000	1,001,972	229,172	-	-	-	-	-	-
5	151	193	327	29,210	11,395	705,481	74,481	-	-	-	-	-	-
6	94	107	45	10,049	872	255,688	30,088	-	-	-	-	-	-
7	128	350	250	44,835	6,304	425,284	66,884	50	-	-	-	-	-
8	22	18	1	393	24	RELATED TO NO. 11		-	-	-	-	-	-
9	142	381	435	54,121	3,958	487,988	33,588	-	-	-	-	-	-
10	30	52	60	1,573	206	17,130	9,450	-	-	-	-	-	-
11	34	101	25	3,448	487	156,260	14,660	-	-	-	-	-	-
12	85	272	72	23,121	1,698	402,850	53,349	-	-	-	-	-	-
13	51	48	50	2,458	1,350	47,583	16,983	-	-	-	-	-	-
14	51	NR	NR	NR	NR	RELATED TO NO. 13		-	-	-	-	-	-
15	60	18	72	1,057	117	27,060	18,900	-	-	-	-	-	-
16	54	69	236	3,706	709	231,791	8,991	-	-	-	-	-	-
17	6	NR	NR	NR	NR	RELATED TO NO. 13		-	-	-	-	-	-
18	9	14	10	125	25	36,999	999	-	-	-	-	-	-
NYC SPECIAL NARCOTICS BUREAU													
1	55	10	21	564	89	22,559	-	-	-	-	-	-	-
2	112	3	31	315	187	RELATED TO NO. 21		RELATED TO NO. 21					
3	56	6	45	364	63	RELATED TO NO. 10		-	-	-	-	-	-
4	44	12	46	545	28	RELATED TO NO. 10		-	-	-	-	-	-
5	86	4	NR	355	355	RELATED TO NO. 28		RELATED TO NO. 28					
6	77	4	6	304	120	RELATED TO NO. 17		-	-	-	-	-	-
7	48	2	6	106	58	RELATED TO NO. 17		-	-	-	-	-	-
8	41	27	25	1,114	220	22,910	-	-	-	-	-	-	-
9	24	11	13	256	71	RELATED TO NO. 28		RELATED TO NO. 28					
10	I	-	-	-	-	35,165	-	-	-	-	-	-	-
11	30	18	38	536	6	RELATED TO NO. 10		-	-	-	-	-	-
12	NI	-	-	-	-	-	-	-	-	-	-	-	-
13	59	4	7	244	67	RELATED TO NO. 17		-	-	-	-	-	-
14	59	3	4	154	72	RELATED TO NO. 17		-	-	-	-	-	-
15	28	20	52	566	228	RELATED TO NO. 28		RELATED TO NO. 28					

<sup>4</sup> NI indicates never installed. I indicates installed but never used. NP indicates no prosecutor's report.

<sup>5</sup> NR indicates not reported or could not be determined.

<sup>6</sup> Motions: G = Granted, D = Denied, P = Pending.

\*This wiretap was terminated during 2003, but was not reported at that time because it was part of an ongoing investigation.

\*\* This wiretap was terminated during 2002 or earlier, but was not reported at that time because it was part of an ongoing investigation.

**TABLE B-1**  
**STATE NEW YORK**

**CALENDAR YEAR 2004**

**REPORT BY JUDGES OF COURT-AUTHORIZED INTERCEPTS OF WIRE, ORAL, OR ELECTRONIC COMMUNICATIONS  
PURSUANT TO 18 U.S.C. 2519**

A.O. Number	Authorizing Official		Offense Specified	Intercept		Date of Application	Authorized Length		
	Judge	Prosecutor <sup>1</sup>		Type <sup>2</sup>	Location <sup>3</sup>		Original Order (Days)	Number of Extensions	Total Length (Days)
NYC SPECIAL NARCOTICS BUREAU (CONTINUED)									
16	ALLEN	MORGENTHAU	NARCOTICS	WC	D	01/06/2004	30	0	30
17	WETZEL	MORGENTHAU	NARCOTICS	WC	D	01/21/2004	30	2	90
18	WETZEL	MORGENTHAU	NARCOTICS	WC	D	02/05/2004	30	0	30
19	WETZEL	MORGENTHAU	NARCOTICS	ED	D	02/25/2004	30	2	90
20	WETZEL	MORGENTHAU	NARCOTICS	WC	D	02/25/2004	30	1	60
21	WETZEL	MORGENTHAU	NARCOTICS	WC	D	03/03/2004	30	0	30
22	WETZEL	MORGENTHAU	NARCOTICS	WC	D	03/10/2004	30	0	30
23	ALLEN	KINDLER	NARCOTICS	WC	D	03/16/2004	30	0	30
24	ALLEN	MORGENTHAU	NARCOTICS	EO	O	03/22/2004	30	0	30
25	ALLEN	MORGENTHAU	NARCOTICS	EO	O	03/22/2004	30	0	30
26	WETZEL	MORGENTHAU	NARCOTICS	WC	D	03/24/2004	30	0	30
27	SOLOMON	MORGENTHAU	NARCOTICS	WC	D	03/30/2004	30	0	30
28	ALLEN	MORGENTHAU	NARCOTICS	WC	D	04/02/2004	30	0	30
29	ALLEN	KINDLER	NARCOTICS	ED	D	04/06/2004	30	1	60
30	ALLEN	KINDLER	NARCOTICS	WC	D	04/06/2004	30	0	30
31	SOLOMON	KINDLER	NARCOTICS	ED	D	04/07/2004	30	0	30
32	SOLOMON	KINDLER	NARCOTICS	WC	D	04/07/2004	30	1	60
33	WETZEL	MORGENTHAU	NARCOTICS	WC	D	04/23/2004	30	1	60
34	WETZEL	MORGENTHAU	NARCOTICS	WC	D	04/26/2004	30	0	30
35	WETZEL	MORGENTHAU	NARCOTICS	WC	D	04/26/2004	30	0	30
36	SOLOMON	MORGENTHAU	NARCOTICS	WC	D	04/29/2004	30	0	30
37	SOLOMON	MORGENTHAU	NARCOTICS	WC	D	04/29/2004	30	0	30
38	ALLEN	MORGENTHAU	NARCOTICS	WC	D	04/29/2004	30	0	30
39	ALLEN	MORGENTHAU	NARCOTICS	WC	D	04/30/2004	30	0	30
40	SOLOMON	MORGENTHAU	NARCOTICS	WC	D	05/05/2004	30	0	30
41	SOLOMON	MORGENTHAU	NARCOTICS	WC	D	05/05/2004	30	0	30
42	SOLOMON	MORGENTHAU	NARCOTICS	ED	D	05/05/2004	30	0	30
43	SOLOMON	MORGENTHAU	NARCOTICS	WC	D	05/05/2004	30	0	30
44	SOLOMON	MORGENTHAU	NARCOTICS	WC	D	05/05/2004	30	1	60
45	WETZEL	MORGENTHAU	NARCOTICS	WC	D	05/06/2004	30	0	30
46	WETZEL	MORGENTHAU	MURDER	WC	D	05/07/2004	30	0	30
47	WETZEL	MORGENTHAU	NARCOTICS	WC	D	05/18/2004	30	0	30

<sup>1</sup> The prosecuting official authorized the filing of the application under provisions of the state's statute. (See Table 1 for this state's statutory citation.)

<sup>2</sup> Type: WS = Standard Telephone (Wire), WC = Cellular or Mobile Telephone (Wire), WO = Other (Wire), OM = Microphone (Oral), OO = Other (Oral), ED = Digital Pager (Electronic), EE = Computer or E-Mail (Electronic), EF = Fax Machine (Electronic), EO = Other (Electronic).

<sup>3</sup> Location: H = Personal Residence, B = Business, A = Public Area, D = Portable Device, O = Other Location, R = Roving (Relaxed Specification Order), N = Not Specified.

TABLE B-1  
STATE NEW YORK

CALENDAR YEAR 2004

REPORT BY PROSECUTORS OF COURT-AUTHORIZED INTERCEPTS OF WIRE, ORAL, OR ELECTRONIC COMMUNICATIONS  
PURSUANT TO 18 U.S.C. 2519

A.O. Number	Number Of Days in Oper- ation <sup>4</sup>	Average Inter- cepts per Day	Number of <sup>5</sup>			Costs		Number of					
			Persons Inter- cepted	Intercepts	Incrim- inating Intercepts	Total Cost in \$	Other Than Manpower in \$	Arrests	Trials	Motions to Suppress Intercepts <sup>6</sup>			Persons Con- victed
										G	D	P	
NYC SPECIAL NARCOTICS BUREAU (CONTINUED)													
16	12	31	17	373	110	RELATED TO NO. 28		RELATED TO NO. 28					
17	86	54	72	4,660	1,076	104,025	-	-	-	-	-	-	-
18	27	-	2	1	1	RELATED TO NO. 21		RELATED TO NO. 21					
19	73	6	NR	431	431	RELATED TO NO. 68		RELATED TO NO. 68					
20	58	32	50	1,874	214	RELATED TO NO. 68		RELATED TO NO. 68					
21	27	8	39	222	103	31,119	-	15	-	-	1	-	4
22	29	4	6	125	39	RELATED TO NO. 68		RELATED TO NO. 68					
23	28	19	20	535	122	RELATED TO NO. 28		RELATED TO NO. 28					
24	NI	-	-	-	-	-	-	-	-	-	-	-	-
25	3	NR	NR	NR	NR	-	-	5	-	-	-	-	5
26	30	6	13	195	32	RELATED TO NO. 68		RELATED TO NO. 68					
27	30	11	16	334	26	RELATED TO NO. 48		RELATED TO NO. 48					
28	11	28	29	307	35	59,714	-	5	-	-	1	-	3
29	57	2	NR	140	140	RELATED TO NO. 68		RELATED TO NO. 68					
30	30	16	9	479	194	RELATED TO NO. 68		RELATED TO NO. 68					
31	22	7	NR	158	158	RELATED TO NO. 48		RELATED TO NO. 48					
32	44	13	18	558	100	RELATED TO NO. 48		RELATED TO NO. 48					
33	29	107	79	3,099	790	RELATED TO NO. 68		RELATED TO NO. 68					
34	I	-	-	-	-	RELATED TO NO. 45		-	-	-	-	-	-
35	29	17	39	503	119	RELATED TO NO. 45		-	-	-	-	-	-
36	9	45	30	405	135	RELATED TO NO. 41		RELATED TO NO. 41					
37	9	22	23	199	56	RELATED TO NO. 41		RELATED TO NO. 41					
38	9	45	20	407	49	RELATED TO NO. 51		RELATED TO NO. 51					
39	22	20	24	443	57	RELATED TO NO. 68		RELATED TO NO. 68					
40	20	-	NR	1	-	RELATED TO NO. 41		-	-	-	-	-	-
41	3	9	4	27	8	5,498	-	4	-	-	-	4	-
42	25	4	NR	99	99	RELATED TO NO. 48		RELATED TO NO. 48					
43	30	4	4	112	8	RELATED TO NO. 48		RELATED TO NO. 48					
44	20	71	58	1,429	257	RELATED TO NO. 48		RELATED TO NO. 48					
45	29	78	60	2,261	165	32,149	-	-	-	-	-	-	-
46	26	68	50	1,778	272	RELATED TO NO. 51		RELATED TO NO. 51					
47	11	21	3	233	31	10,010	-	2	-	-	-	-	-

<sup>4</sup> NI indicates never installed. I indicates installed but never used. NP indicates no prosecutor's report.

<sup>5</sup> NR indicates not reported or could not be determined.

<sup>6</sup> Motions: G = Granted, D = Denied, P = Pending.

\*This wiretap was terminated during 2003, but was not reported at that time because it was part of an ongoing investigation.

\*\* This wiretap was terminated during 2002 or earlier, but was not reported at that time because it was part of an ongoing investigation.



**TABLE B-1**  
**STATE NEW YORK**

**CALENDAR YEAR 2004**

**REPORT BY JUDGES OF COURT-AUTHORIZED INTERCEPTS OF WIRE, ORAL, OR ELECTRONIC COMMUNICATIONS  
PURSUANT TO 18 U.S.C. 2519**

A.O. Number	Authorizing Official		Offense Specified	Intercept		Date of Application	Authorized Length		
	Judge	Prosecutor <sup>1</sup>		Type <sup>2</sup>	Location <sup>3</sup>		Original Order (Days)	Number of Extensions	Total Length (Days)
NYC SPECIAL NARCOTICS BUREAU (CONTINUED)									
48	SOLOMON	MORGENTHAU	NARCOTICS	WC	D	05/20/2004	30	0	30
49	WETZEL	MORGENTHAU	NARCOTICS	WC	D	05/21/2004	30	1	60
50	WETZEL	MORGENTHAU	NARCOTICS	WC	D	05/21/2004	30	1	60
51	WETZEL	KINDLER	MURDER	WC	D	05/28/2004	30	0	30
52	WETZEL	MORGENTHAU	NARCOTICS	WC	D	06/03/2004	30	0	30
53	WETZEL	MORGENTHAU	NARCOTICS	WC	D	06/18/2004	30	0	30
54	ALLEN	MORGENTHAU	NARCOTICS	WC	D	06/21/2004	30	0	30
55	SOLOMON	KINDLER	NARCOTICS	WC	D	07/01/2004	30	0	30
56	WETZEL	MORGENTHAU	NARCOTICS	WC	D	07/26/2004	30	1	60
57	SOLOMON	MORGENTHAU	NARCOTICS	WC	D	08/05/2004	30	1	60
58	WETZEL	MORGENTHAU	NARCOTICS	WC	D	08/05/2004	30	2	90
59	SOLOMON	RYAN	NARCOTICS	WC	D	08/17/2004	30	0	30
60	WITTNER	KINDLER	NARCOTICS	ED	D	09/01/2004	30	1	60
61	WITTNER	KINDLER	NARCOTICS	WC	D	09/01/2004	30	0	30
62	WITTNER	KINDLER	NARCOTICS	WC	D	09/01/2004	30	0	30
63	STONE	MORGENTHAU	NARCOTICS	WC	D	09/03/2004	30	2	90
64	SOLOMON	MORGENTHAU	NARCOTICS	WC	D	09/22/2004	30	0	30
65	WETZEL	MORGENTHAU	NARCOTICS	WC	D	09/24/2004	30	0	30
66	SOLOMON	MORGENTHAU	NARCOTICS	WC	D	10/01/2004	30	0	30
67	ALLEN	MORGENTHAU	NARCOTICS	WC	D	10/01/2004	30	0	30
68	ALLEN	MORGENTHAU	NARCOTICS	WC	D	10/01/2004	30	0	30
69	SOLOMON	MORGENTHAU	NARCOTICS	WC	D	10/06/2004	30	0	30
70	SOLOMON	MORGENTHAU	NARCOTICS	WC	D	10/15/2004	30	0	30
71	ALLEN	MORGENTHAU	NARCOTICS	EE	H	10/19/2004	30	0	30
72	SOLOMON	MORGENTHAU	NARCOTICS	WC	D	10/20/2004	30	0	30
73	ALLEN	MORGENTHAU	NARCOTICS	WC	D	10/28/2004	30	0	30
74	ALLEN	MORGENTHAU	NARCOTICS	WC	D	11/09/2004	30	0	30
75	ALLEN	MORGENTHAU	NARCOTICS	WC	D	11/15/2004	30	0	30
76	ALLEN	MORGENTHAU	NARCOTICS	WC	D	11/23/2004	30	0	30
ONEIDA									
1	DWYER	ARCURI	NARCOTICS	WC	D	12/23/2003	30	1	60
2	DALEY	ARCURI	NARCOTICS	WS	H	01/06/2004	30	0	30

<sup>1</sup> The prosecuting official authorized the filing of the application under provisions of the state's statute. (See Table 1 for this state's statutory citation.)

<sup>2</sup> Type: WS = Standard Telephone (Wire), WC = Cellular or Mobile Telephone (Wire), WO = Other (Wire), OM = Microphone (Oral), OO = Other (Oral), ED = Digital Pager (Electronic), EE = Computer or E-Mail (Electronic), EF = Fax Machine (Electronic), EO = Other (Electronic).

<sup>3</sup> Location: H = Personal Residence, B = Business, A = Public Area, D = Portable Device, O = Other Location, R = Roving (Relaxed Specification Order), N = Not Specified.

TABLE B-1  
STATE NEW YORK

CALENDAR YEAR 2004

REPORT BY PROSECUTORS OF COURT-AUTHORIZED INTERCEPTS OF WIRE, ORAL, OR ELECTRONIC COMMUNICATIONS  
PURSUANT TO 18 U.S.C. 2519

A.O. Number	Number Of Days in Oper- ation <sup>4</sup>	Average Inter- cepts per Day	Number of <sup>5</sup>			Costs		Number of					
			Persons Inter- cepted	Intercepts	Incrim- inating Intercepts	Total Cost in \$	Other Than Manpower in \$	Arrests	Trials	Motions to Suppress Intercepts <sup>6</sup>			Persons Con- victed
										G	D	P	
NYC SPECIAL NARCOTICS BUREAU (CONTINUED)													
48	30	157	178	4,709	953	59,861	-	8	-	-	-	-	7
49	56	5	7	276	112	RELATED TO NO. 68		RELATED TO NO. 68					
50	56	36	47	2,013	129	RELATED TO NO. 68		RELATED TO NO. 68					
51	5	68	28	342	85	18,824	-	5	-	-	-	-	3
52	14	28	23	388	82	RELATED TO NO. 68		RELATED TO NO. 68					
53	28	36	47	994	227	RELATED TO NO. 68		RELATED TO NO. 68					
54	25	4	22	93	46	-	-	6	-	-	-	-	5
55	2	46	4	93	10	RELATED TO NO. 66		RELATED TO NO. 66					
56	53	25	36	1,351	364	RELATED TO NO. 68		RELATED TO NO. 68					
57	51	11	11	560	59	RELATED TO NO. 66		RELATED TO NO. 66					
58	72	41	66	2,963	545	RELATED TO NO. 68		RELATED TO NO. 68					
59	30	24	14	716	133	RELATED TO NO. 66		RELATED TO NO. 66					
60	42	7	NR	304	304	-	-	-	-	-	-	-	-
61	27	1	3	25	-	-	-	-	-	-	-	-	-
62	29	65	24	1,875	225	-	-	-	-	-	-	-	-
63	74	4	39	291	88	RELATED TO NO. 75		-	-	-	-	-	-
64	30	-	1	5	-	RELATED TO NO. 70		-	-	-	-	-	-
65	I	-	-	-	-	-	-	-	-	-	-	-	-
66	21	45	18	939	103	39,343	-	5	-	-	-	-	2
67	NI	-	-	-	-	-	-	-	-	-	-	-	-
68	29	29	21	848	126	238,356	-	5	-	-	-	-	1
69	NI	-	-	-	-	-	-	-	-	-	-	-	-
70	30	9	29	261	48	25,167	-	-	-	-	-	-	-
71	30	1	16	36	36	RELATED TO NO. 75		-	-	-	-	-	-
72	NI	-	-	-	-	-	-	-	-	-	-	-	-
73	I	-	-	-	-	-	-	-	-	-	-	-	-
74	22	42	31	926	31	-	-	-	-	-	-	-	-
75	9	7	10	59	11	45,973	-	-	-	-	-	-	-
76	29	34	16	1,000	186	-	-	-	-	-	-	-	-
ONEIDA													
1	40	11	9	434	75	RELATED TO NO. 6		RELATED TO NO. 6					
2	26	14	12	351	159	RELATED TO NO. 6		RELATED TO NO. 6					

<sup>4</sup> NI indicates never installed. I indicates installed but never used. NP indicates no prosecutor's report.

<sup>5</sup> NR indicates not reported or could not be determined.

<sup>6</sup> Motions: G = Granted, D = Denied, P = Pending.

\*This wiretap was terminated during 2003, but was not reported at that time because it was part of an ongoing investigation.

\*\* This wiretap was terminated during 2002 or earlier, but was not reported at that time because it was part of an ongoing investigation.

**TABLE B-1**  
**STATE NEW YORK**

**CALENDAR YEAR 2004**

**REPORT BY JUDGES OF COURT-AUTHORIZED INTERCEPTS OF WIRE, ORAL, OR ELECTRONIC COMMUNICATIONS  
PURSUANT TO 18 U.S.C. 2519**

A.O. Number	Authorizing Official		Offense Specified	Intercept		Date of Application	Authorized Length		
	Judge	Prosecutor <sup>1</sup>		Type <sup>2</sup>	Location <sup>3</sup>		Orig-inal Order (Days)	Num-ber of Exten-sions	Total Length (Days)
ONEIDA (CONTINUED)									
3	DWYER	ARCURI	NARCOTICS	WC	D	01/14/2004	30	0	30
4	DWYER	ARCURI	NARCOTICS	WC	D	03/02/2004	30	0	30
5	DWYER	ARCURI	NARCOTICS	WS	B	03/02/2004	30	0	30
6	DALEY	ARCURI	NARCOTICS	WS	H	06/24/2004	30	1	60
ORANGE									
1	BERRY	PHILLIPS	NARCOTICS	WS,WC,OM,EE	H,D	11/04/2003	30	2	90
2	ROSENWASSER	PHILLIPS	NARCOTICS	WS,WC,OM,EE	H,A,D	03/09/2004	30	3	120
OSWEGO									
1	MCCARTHY	DODD	ROBBERY	WS	H	06/24/2004	30	0	30
QUEENS									
1	ROSENGARTEN	BROWN	NARCOTICS	WC	D	04/04/2003	30	12	390
2	ROSENGARTEN	BROWN	NARCOTICS	WC	D	05/21/2003	30	10	325
3	MCDONALD	BROWN	GAMBLING	WC	D	08/05/2003	25	8	265
4	BUCHTER	BROWN	NARCOTICS	WC	D	09/12/2003	30	5	180
5	ROSENGARTEN	BROWN	NARCOTICS	WC	D	10/10/2003	29	2	88
6	BUCHTER	BROWN	NARCOTICS	WC	D	10/10/2003	30	4	150
7	BUCHTER	BROWN	NARCOTICS	WC	D	10/10/2003	30	4	150
8	ROSENGARTEN	BROWN	GAMBLING	WS	H	10/21/2003	18	9	288
9	MCDONALD	BROWN	GAMBLING	WC	D	10/23/2003	30	9	300
10	ROSENGARTEN	BROWN	NARCOTICS	WC	D	11/07/2003	27	1	57
11	ROSENGARTEN	BROWN	NARCOTICS	EF	B	11/07/2003	27	2	86
12	ROSENGARTEN	BROWN	GAMBLING	WC	D	11/18/2003	17	9	287
13	ROSENGARTEN	BROWN	GAMBLING	WC	D	12/03/2003	30	1	60
14	ROSENGARTEN	BROWN	NARCOTICS	WC	D	12/04/2003	30	0	30
15	MCGANN	BROWN	NARCOTICS	WC	D	12/04/2003	30	1	60
16	MCDONALD	BROWN	GAMBLING	WS	H	12/18/2003	30	1	60
17	BUCHTER	BROWN	NARCOTICS	WC	D	12/18/2003	30	1	60
18	BUCHTER	BROWN	NARCOTICS	ED	D	12/18/2003	30	0	30
19	ROSENGARTEN	BROWN	GAMBLING	WS	H	12/23/2003	30	0	30
20	ROSENGARTEN	BROWN	NARCOTICS	WC	D	12/23/2003	29	0	29
21	MCGANN	BROWN	NARCOTICS	WC	D	12/23/2003	30	1	60
22	MCGANN	BROWN	NARCOTICS	WC	D	12/23/2003	30	0	30
23	MCGANN	BROWN	NARCOTICS	WC	D	12/23/2003	30	0	30

<sup>1</sup> The prosecuting official authorized the filing of the application under provisions of the state's statute. (See Table 1 for this state's statutory citation.)

<sup>2</sup> Type: WS = Standard Telephone (Wire), WC = Cellular or Mobile Telephone (Wire), WO = Other (Wire), OM = Microphone (Oral), OO = Other (Oral), ED = Digital Pager (Electronic), EE = Computer or E-Mail (Electronic), EF = Fax Machine (Electronic), EO = Other (Electronic).

<sup>3</sup> Location: H = Personal Residence, B = Business, A = Public Area, D = Portable Device, O = Other Location, R = Roving (Relaxed Specification Order), N = Not Specified.

TABLE B-1  
STATE NEW YORK

CALENDAR YEAR 2004

REPORT BY PROSECUTORS OF COURT-AUTHORIZED INTERCEPTS OF WIRE, ORAL, OR ELECTRONIC COMMUNICATIONS  
PURSUANT TO 18 U.S.C. 2519

A.O. Number	Number Of Days in Oper- ation <sup>4</sup>	Average Inter- cepts per Day	Number of <sup>5</sup>			Costs		Number of					
			Persons Inter- cepted	Intercepts	Incrim- inating Intercepts	Total Cost in \$	Other Than Manpower in \$	Arrests	Trials	Motions to Suppress Intercepts <sup>6</sup>			Persons Con- victed
										G	D	P	
ONEIDA (CONTINUED)													
3	18	20	20	351	53	RELATED TO NO. 6		RELATED TO NO. 6					
4	29	23	21	671	261	79,500	5,500	3	-	-	-	-	3
5	26	28	24	735	419	RELATED TO NO. 4		RELATED TO NO. 4					
6	50	17	31	829	419	65,500	3,000	8	-	-	-	-	8
ORANGE													
1	79	183	105	14,423	1,112	49,000	9,000	5	-	-	1	-	4
2	99	301	400	29,803	3,106	718,000	21,000	19	1	-	7	-	19
OSWEGO													
1	22	72	3,176	1,588	-	-	-	-	-	-	-	-	-
QUEENS													
1	390	10	50	4,000	3,500	78,000	39,000	14	-	-	-	-	13
2	325	9	50	3,000	2,500	65,000	32,500	-	-	-	-	-	-
3	240	1	3	143	126	RELATED TO NO. 9		-	-	-	-	-	-
4	154	42	54	6,460	5,280	30,800	15,400	28	-	-	4	3	24
5	88	2	4	150	100	17,600	8,800	RELATED TO NO. 1					
6	135	42	72	5,670	4,940	27,000	13,500	RELATED TO NO. 4					
7	133	42	34	5,586	4,860	26,600	13,300	RELATED TO NO. 4					
8	262	37	196	9,579	958	52,400	26,200	-	-	-	-	-	-
9	240	75	299	18,016	4,498	48,000	24,000	-	-	-	-	-	-
10	57	4	20	200	150	11,400	5,700	RELATED TO NO. 1					
11	84	1	50	100	10	16,800	8,400	RELATED TO NO. 1					
12	260	13	115	3,479	661	52,000	26,000	-	-	-	-	-	-
13	46	7	97	324	286	9,200	4,600	-	-	-	-	-	-
14	30	3	25	100	100	RELATED TO NO. 32		RELATED TO NO. 1					
15	48	4	6	197	180	9,600	4,800	11	-	-	-	-	11
16	45	29	97	1,294	1,201	9,000	4,500	-	-	-	-	-	-
17	57	39	362	2,200	743	11,400	5,700	-	-	-	-	-	-
18	28	37	NR	1,032	500	5,600	2,800	-	-	-	-	-	-
19	NI	-	-	-	-	-	-	-	-	-	-	-	-
20	29	7	20	200	150	5,800	2,900	RELATED TO NO. 1					
21	58	7	17	389	310	11,600	5,800	RELATED TO NO. 15					
22	29	3	6	88	62	RELATED TO NO. 20		RELATED TO NO. 15					
23	29	7	12	210	147	5,800	2,900	RELATED TO NO. 15					

<sup>4</sup> NI indicates never installed. I indicates installed but never used. NP indicates no prosecutor's report.

<sup>5</sup> NR indicates not reported or could not be determined.

<sup>6</sup> Motions: G = Granted, D = Denied, P = Pending.

\*This wiretap was terminated during 2003, but was not reported at that time because it was part of an ongoing investigation.

\*\* This wiretap was terminated during 2002 or earlier, but was not reported at that time because it was part of an ongoing investigation.

**TABLE B-1**  
**STATE NEW YORK**

**CALENDAR YEAR 2004**

**REPORT BY JUDGES OF COURT-AUTHORIZED INTERCEPTS OF WIRE, ORAL, OR ELECTRONIC COMMUNICATIONS  
PURSUANT TO 18 U.S.C. 2519**

A.O. Number	Authorizing Official		Offense Specified	Intercept		Date of Application	Authorized Length		
	Judge	Prosecutor <sup>1</sup>		Type <sup>2</sup>	Location <sup>3</sup>		Original Order (Days)	Number of Extensions	Total Length (Days)
QUEENS (CONTINUED)									
24	MCGANN	BROWN	NARCOTICS	ED	D	12/23/2003	30	0	30
25	BUCHTER	BROWN	NARCOTICS	WC	D	12/24/2003	30	0	30
26	MCDONALD	BROWN	GAMBLING	WS	H	12/30/2003	18	1	48
27	MCDONALD	BROWN	GAMBLING	WS	H	12/30/2003	18	1	48
28	ROSENGARTEN	BROWN	NARCOTICS	WC	D	01/09/2004	11	0	11
29	BUCHTER	BROWN	NARCOTICS	WC	D	01/14/2004	30	0	30
30	ROSENGARTEN	BROWN	NARCOTICS	WC	D	01/20/2004	30	1	59
31	ROSENGARTEN	BROWN	NARCOTICS	WC	D	01/20/2004	30	1	59
32	ROSENGARTEN	BROWN	NARCOTICS	WC	D	01/20/2004	30	0	30
33	MCGANN	BROWN	NARCOTICS	WC	D	01/20/2004	30	0	30
34	MCGANN	BROWN	NARCOTICS	WC	D	01/20/2004	30	0	30
35	MCGANN	BROWN	NARCOTICS	WC	D	01/20/2004	30	0	30
36	MCGANN	BROWN	NARCOTICS	ED	D	01/20/2004	30	0	30
37	BUCHTER	BROWN	NARCOTICS	WC	D	01/21/2004	30	0	30
38	MCDONALD	BROWN	GAMBLING	WC	D	01/28/2004	30	4	137
39	MCDONALD	BROWN	GAMBLING	WS	B	01/28/2004	30	2	77
40	MCGANN	BROWN	NARCOTICS	WC	D	01/29/2004	22	1	52
41	MCGANN	BROWN	NARCOTICS	WC	D	01/29/2004	22	1	52
42	MCGANN	BROWN	NARCOTICS	WC	D	01/29/2004	22	0	22
43	ROSENGARTEN	BROWN	NARCOTICS	WC	D	01/30/2004	20	0	20
44	BUCHTER	BROWN	NARCOTICS	WC	D	02/05/2004	15	0	15
45	ROSENGARTEN	BROWN	NARCOTICS	WC	D	02/06/2004	12	1	41
46	MCDONALD	BROWN	GAMBLING	WS	H	02/11/2004	30	9	300
47	BUCHTER	BROWN	NARCOTICS	WC	D	02/13/2004	30	0	30
48	BUCHTER	BROWN	NARCOTICS	WC	D	02/17/2004	30	1	60
49	MCGANN	BROWN	NARCOTICS	WC	D	02/18/2004	30	0	30
50	MCGANN	BROWN	NARCOTICS	WC	D	02/18/2004	30	1	60
51	MCGANN	BROWN	NARCOTICS	WC	D	02/18/2004	30	1	60
52	MCGANN	BROWN	NARCOTICS	WC	D	02/18/2004	30	0	30
53	MCGANN	BROWN	NARCOTICS	WC	D	02/18/2004	30	1	60
54	MCGANN	BROWN	NARCOTICS	WC	D	02/18/2004	30	1	60
55	BUCHTER	BROWN	NARCOTICS	WC	D	02/19/2004	30	1	60

<sup>1</sup> The prosecuting official authorized the filing of the application under provisions of the state's statute. (See Table 1 for this state's statutory citation.)

<sup>2</sup> Type: WS = Standard Telephone (Wire), WC = Cellular or Mobile Telephone (Wire), WO = Other (Wire), OM = Microphone (Oral), OO = Other (Oral), ED = Digital Pager (Electronic), EE = Computer or E-Mail (Electronic), EF = Fax Machine (Electronic), EO = Other (Electronic).

<sup>3</sup> Location: H = Personal Residence, B = Business, A = Public Area, D = Portable Device, O = Other Location, R = Roving (Relaxed Specification Order), N = Not Specified.

TABLE B-1  
STATE NEW YORK

CALENDAR YEAR 2004

REPORT BY PROSECUTORS OF COURT-AUTHORIZED INTERCEPTS OF WIRE, ORAL, OR ELECTRONIC COMMUNICATIONS  
PURSUANT TO 18 U.S.C. 2519

A.O. Number	Number Of Days in Oper- ation <sup>4</sup>	Average Inter- cepts per Day	Number of <sup>5</sup>			Costs		Number of						
			Persons Inter- cepted	Intercepts	Incrim- inating Intercepts	Total Cost in \$	Other Than Manpower in \$	Arrests	Trials	Motions to Suppress Intercepts <sup>6</sup>			Persons Con- victed	
										G	D	P		
QUEENS (CONTINUED)														
24	29	7	16	197	183	RELATED TO NO. 20		RELATED TO NO. 15						
25	29	8	11	240	109	RELATED TO NO. 20		RELATED TO NO. 4						
26	35	43	46	1,522	1,401	RELATED TO NO. 27		-	-	-	-	-	-	
27	35	72	28	2,511	2,401	7,000	3,500	-	-	-	-	-	-	
28	11	4	10	40	30	2,200	1,100	RELATED TO NO. 1						
29	30	28	240	850	500	6,000	3,000	-	-	-	-	-	-	
30	59	3	25	150	120	11,800	5,900	RELATED TO NO. 1						
31	59	3	50	200	150	RELATED TO NO. 30		RELATED TO NO. 1						
32	30	6	15	175	100	6,000	3,000	RELATED TO NO. 1						
33	29	13	12	371	289	5,800	2,900	RELATED TO NO. 15						
34	29	6	8	177	150	RELATED TO NO. 33		RELATED TO NO. 15						
35	29	8	12	237	181	RELATED TO NO. 33		RELATED TO NO. 15						
36	29	11	17	310	280	RELATED TO NO. 33		RELATED TO NO. 15						
37	30	22	16	660	438	RELATED TO NO. 29		RELATED TO NO. 4						
38	125	10	23	1,288	647	25,000	12,500	-	-	-	-	-	-	
39	62	54	47	3,346	1,244	12,400	6,200	-	-	-	-	-	-	
40	51	8	18	401	397	10,200	5,100	RELATED TO NO. 15						
41	51	10	34	520	457	RELATED TO NO. 40		RELATED TO NO. 15						
42	22	8	12	178	108	4,400	2,200	RELATED TO NO. 15						
43	20	1	5	15	10	4,000	2,000	RELATED TO NO. 1						
44	15	32	16	480	396	3,000	1,500	RELATED TO NO. 4						
45	41	6	55	250	150	8,200	4,100	RELATED TO NO. 1						
46	275	15	33	4,188	1,408	55,000	27,500	-	-	-	-	-	-	
47	27	31	196	837	550	5,400	2,700	-	-	-	-	-	-	
48	35	23	18	796	674	7,000	3,500	RELATED TO NO. 55						
49	29	7	8	210	162	5,800	2,900	RELATED TO NO. 15						
50	49	12	37	610	420	9,800	4,900	RELATED TO NO. 15						
51	57	7	18	392	350	11,400	5,700	RELATED TO NO. 15						
52	29	8	18	237	176	RELATED TO NO. 49		RELATED TO NO. 15						
53	56	3	16	180	147	11,200	5,600	RELATED TO NO. 15						
54	56	5	14	287	210	RELATED TO NO. 53		RELATED TO NO. 15						
55	58	33	19	1,914	1,724	11,600	5,800	4	-	-	1	-	3	

<sup>4</sup> NI indicates never installed. I indicates installed but never used. NP indicates no prosecutor's report.

<sup>5</sup> NR indicates not reported or could not be determined.

<sup>6</sup> Motions: G = Granted, D = Denied, P = Pending.

\*This wiretap was terminated during 2003, but was not reported at that time because it was part of an ongoing investigation.

\*\* This wiretap was terminated during 2002 or earlier, but was not reported at that time because it was part of an ongoing investigation.

TABLE B-1  
STATE NEW YORK

CALENDAR YEAR 2004

REPORT BY JUDGES OF COURT-AUTHORIZED INTERCEPTS OF WIRE, ORAL, OR ELECTRONIC COMMUNICATIONS  
PURSUANT TO 18 U.S.C. 2519

A.O. Number	Authorizing Official		Offense Specified	Intercept		Date of Application	Authorized Length		
	Judge	Prosecutor <sup>1</sup>		Type <sup>2</sup>	Location <sup>3</sup>		Original Order (Days)	Number of Extensions	Total Length (Days)
QUEENS (CONTINUED)									
56	BUCHTER	BROWN	NARCOTICS	WC	D	02/19/2004	30	1	60
57	BUCHTER	BROWN	NARCOTICS	WC	D	02/19/2004	30	1	60
58	BUCHTER	BROWN	NARCOTICS	WC	D	02/19/2004	30	0	30
59	BUCHTER	BROWN	NARCOTICS	WC	D	02/19/2004	30	0	30
60	MCGANN	BROWN	NARCOTICS	WC	D	02/23/2004	25	0	25
61	ROSENGARTEN	BROWN	NARCOTICS	WC	D	02/24/2004	23	0	23
62	MCGANN	BROWN	NARCOTICS	WC	D	03/03/2004	15	1	45
63	MCGANN	BROWN	NARCOTICS	WC	D	03/03/2004	16	1	46
64	MCDONALD	BROWN	GAMBLING	WC	D	03/04/2004	30	1	60
65	MCDONALD	BROWN	GAMBLING	WC	D	03/04/2004	30	2	90
66	ROSENGARTEN	BROWN	GAMBLING	WS	H	03/05/2004	15	0	15
67	ROSENGARTEN	BROWN	GAMBLING	WS	H	03/05/2004	15	1	45
68	ROSENGARTEN	BROWN	GAMBLING	WS	H	03/05/2004	15	1	45
69	KOHM	BROWN	NARCOTICS	WC	D	03/15/2004	30	0	30
70	MCGANN	BROWN	NARCOTICS	WC	D	03/18/2004	30	0	30
71	ROSENGARTEN	BROWN	NARCOTICS	WC	D	03/18/2004	30	0	30
72	ROSENGARTEN	BROWN	NARCOTICS	WC	D	03/18/2004	30	0	30
73	ROSENGARTEN	BROWN	NARCOTICS	WC	D	03/18/2004	30	3	119
74	BUCHTER	BROWN	NARCOTICS	WC	D	03/19/2004	30	0	30
75	BUCHTER	BROWN	NARCOTICS	WC	D	03/19/2004	30	0	30
76	MCDONALD	BROWN	GAMBLING	WC	D	03/22/2004	13	4	133
77	MCDONALD	BROWN	GAMBLING	WS	H	03/22/2004	13	1	43
78	MCGANN	BROWN	NARCOTICS	WC	D	03/24/2004	23	0	23
79	BUCHTER	BROWN	KIDNAPPING	WC	D	03/24/2004	30	0	30
80	MCGANN	BROWN	NARCOTICS	WC	D	04/01/2004	14	0	14
81	ROSENGARTEN	BROWN	NARCOTICS	WC	D	04/02/2004	14	1	43
82	ROSENGARTEN	BROWN	GAMBLING	WS	B	04/07/2004	11	3	101
83	ROSENGARTEN	BROWN	GAMBLING	WS	H	04/22/2004	23	2	83
84	MCDONALD	BROWN	GAMBLING	WS	H	04/22/2004	9	2	69
85	MCDONALD	BROWN	GAMBLING	WC	D	04/22/2004	9	1	39
86	MCDONALD	BROWN	GAMBLING	EF	H	04/22/2004	9	1	39
87	ROSENGARTEN	BROWN	NARCOTICS	WC	D	04/27/2004	18	1	48

<sup>1</sup> The prosecuting official authorized the filing of the application under provisions of the state's statute. (See Table 1 for this state's statutory citation.)

<sup>2</sup> Type: WS = Standard Telephone (Wire), WC = Cellular or Mobile Telephone (Wire), WO = Other (Wire), OM = Microphone (Oral), OO = Other (Oral), ED = Digital Pager (Electronic), EE = Computer or E-Mail (Electronic), EF = Fax Machine (Electronic), EO = Other (Electronic).

<sup>3</sup> Location: H = Personal Residence, B = Business, A = Public Area, D = Portable Device, O = Other Location, R = Roving (Relaxed Specification Order), N = Not Specified.

TABLE B-1  
STATE NEW YORK

CALENDAR YEAR 2004

REPORT BY PROSECUTORS OF COURT-AUTHORIZED INTERCEPTS OF WIRE, ORAL, OR ELECTRONIC COMMUNICATIONS  
PURSUANT TO 18 U.S.C. 2519

A.O. Number	Number Of Days in Oper- ation <sup>4</sup>	Average Inter- cepts per Day	Number of <sup>5</sup>			Costs		Number of						
			Persons Inter- cepted	Intercepts	Incrim- inating Intercepts	Total Cost in \$	Other Than Manpower in \$	Arrests	Trials	Motions to Suppress Intercepts <sup>6</sup>			Persons Con- victed	
										G	D	P		
QUEENS (CONTINUED)														
56	58	200	36	11,600	2,640	RELATED TO NO. 55		RELATED TO NO. 55						
57	35	40	53	1,400	1,263	RELATED TO NO. 48		RELATED TO NO. 55						
58	29	15	14	435	284	5,800	2,900	RELATED TO NO. 55						
59	29	18	19	514	312	RELATED TO NO. 58		RELATED TO NO. 55						
60	25	6	7	162	148	5,000	2,500	RELATED TO NO. 15						
61	23	5	10	105	25	4,600	2,300	RELATED TO NO. 1						
62	36	8	14	297	244	7,200	3,600	RELATED TO NO. 15						
63	36	9	16	310	219	RELATED TO NO. 62		RELATED TO NO. 15						
64	55	14	25	749	496	11,000	5,500	-	-	-	-	-	-	
65	80	16	22	1,313	1,012	16,000	8,000	-	-	-	-	-	-	
66	12	19	31	227	181	2,400	1,200	-	-	-	-	-	-	
67	42	3	20	109	89	8,400	4,200	-	-	-	-	-	-	
68	42	14	22	582	483	RELATED TO NO. 67		-	-	-	-	-	-	
69	30	40	150	1,200	250	6,000	3,000	-	-	-	-	-	-	
70	29	7	12	199	176	RELATED TO NO. 49		RELATED TO NO. 15						
71	30	2	20	60	20	6,000	3,000	RELATED TO NO. 73						
72	30	2	30	70	40	RELATED TO NO. 71		RELATED TO NO. 73						
73	119	5	50	600	400	23,800	11,900	5	-	-	-	-	3	
74	12	11	6	132	94	2,400	1,200	RELATED TO NO. 55						
75	12	7	8	88	69	RELATED TO NO. 74		RELATED TO NO. 55						
76	109	77	19	8,394	7,102	21,800	10,900	-	-	-	-	-	-	
77	21	4	16	88	10	4,200	2,100	-	-	-	-	-	-	
78	23	8	12	180	155	4,600	2,300	RELATED TO NO. 15						
79	3	117	13	352	48	600	300	2	-	-	-	-	2	
80	14	10	10	141	108	2,800	1,400	RELATED TO NO. 15						
81	43	3	40	110	75	8,600	4,300	RELATED TO NO. 73						
82	79	53	101	4,174	1,836	15,800	7,900	-	-	-	-	-	-	
83	76	22	103	1,638	697	15,200	7,600	-	-	-	-	-	-	
84	50	58	51	2,916	2,798	10,000	5,000	-	-	-	-	-	-	
85	5	2	3	12	-	1,000	500	-	-	-	-	-	-	
86	30	2	31	50	2	6,000	3,000	-	-	-	-	-	-	
87	48	3	30	160	100	9,600	4,800	RELATED TO NO. 73						

<sup>4</sup> NI indicates never installed. I indicates installed but never used. NP indicates no prosecutor's report.

<sup>5</sup> NR indicates not reported or could not be determined.

<sup>6</sup> Motions: G = Granted, D = Denied, P = Pending.

\*This wiretap was terminated during 2003, but was not reported at that time because it was part of an ongoing investigation.

\*\* This wiretap was terminated during 2002 or earlier, but was not reported at that time because it was part of an ongoing investigation.



**TABLE B-1**  
**STATE NEW YORK**

**CALENDAR YEAR 2004**

**REPORT BY JUDGES OF COURT-AUTHORIZED INTERCEPTS OF WIRE, ORAL, OR ELECTRONIC COMMUNICATIONS  
PURSUANT TO 18 U.S.C. 2519**

A.O. Number	Authorizing Official		Offense Specified	Intercept		Date of Application	Authorized Length		
	Judge	Prosecutor <sup>1</sup>		Type <sup>2</sup>	Location <sup>3</sup>		Orig-inal Order (Days)	Num-ber of Exten-sions	Total Length (Days)
QUEENS (CONTINUED)									
88	BUCHTER	BROWN	LARCENY	OM	B,O	04/30/2004	30	1	60
89	MCDONALD	BROWN	GAMBLING	EE	H	05/06/2004	24	4	144
90	ROSENGARTEN	BROWN	NARCOTICS	WC	D	05/13/2004	30	1	60
91	MCDONALD	BROWN	GAMBLING	WC	D	05/13/2004	17	5	167
92	MCGANN	BROWN	NARCOTICS	WC	D	05/18/2004	30	1	60
93	BUCHTER	BROWN	MURDER	WC	D	05/24/2004	30	0	30
94	BUCHTER	BROWN	LARCENY	WC	D	05/26/2004	30	0	30
95	MCDONALD	BROWN	GAMBLING	WC	D	05/26/2004	30	1	60
96	MCGANN	BROWN	NARCOTICS	WC	D	05/27/2004	30	0	30
97	MCGANN	BROWN	NARCOTICS	WC	D	05/27/2004	30	0	30
98	BUCHTER	BROWN	LARCENY	WC	D	06/04/2004	21	0	21
99	BUCHTER	BROWN	LARCENY	WC	D	06/09/2004	16	0	16
100	MCGANN	BROWN	NARCOTICS	WC	D	06/10/2004	16	1	46
101	MCGANN	BROWN	NARCOTICS	WC	D	06/10/2004	16	0	16
102	MCGANN	BROWN	NARCOTICS	WC	D	06/16/2004	30	0	30
103	MCGANN	BROWN	NARCOTICS	WC	D	06/16/2004	10	0	10
104	ROSENGARTEN	BROWN	NARCOTICS	WC	D	06/17/2004	23	0	23
105	BUCHTER	BROWN	LARCENY	WC	D	06/22/2004	30	2	90
106	MCDONALD	BROWN	GAMBLING	WC	D	06/23/2004	30	4	150
107	MCDONALD	BROWN	GAMBLING	WC	D	06/23/2004	30	4	150
108	MCDONALD	BROWN	GAMBLING	WC	D	06/23/2004	30	4	150
109	MCGANN	BROWN	NARCOTICS	WC	D	06/24/2004	30	0	30
110	MCGANN	BROWN	NARCOTICS	WC	D	06/30/2004	30	0	30
111	MCGANN	BROWN	LARCENY	WC	D	07/07/2004	30	3	120
112	MCGANN	BROWN	LARCENY	EE	H	07/07/2004	30	2	90
113	MCDONALD	BROWN	GAMBLING	WC	D	07/22/2004	30	3	120
114	MCDONALD	BROWN	GAMBLING	WC	D	07/22/2004	30	2	90
115	BUCHTER	BROWN	NARCOTICS	WC	D	07/26/2004	30	2	90
116	MCDONALD	BROWN	GAMBLING	EF	B	08/03/2004	18	2	78
117	MCGANN	BROWN	LARCENY	WC	D	08/05/2004	30	2	90
118	MCDONALD	BROWN	GAMBLING	WC	D	08/19/2004	30	0	30
119	MCDONALD	BROWN	GAMBLING	WC	D	08/26/2004	22	1	52

<sup>1</sup> The prosecuting official authorized the filing of the application under provisions of the state's statute. (See Table 1 for this state's statutory citation.)

<sup>2</sup> Type: WS = Standard Telephone (Wire), WC = Cellular or Mobile Telephone (Wire), WO = Other (Wire), OM = Microphone (Oral), OO = Other (Oral), ED = Digital Pager (Electronic), EE = Computer or E-Mail (Electronic), EF = Fax Machine (Electronic), EO = Other (Electronic).

<sup>3</sup> Location: H = Personal Residence, B = Business, A = Public Area, D = Portable Device, O = Other Location, R = Roving (Relaxed Specification Order), N = Not Specified.

TABLE B-1  
STATE NEW YORK

CALENDAR YEAR 2004

REPORT BY PROSECUTORS OF COURT-AUTHORIZED INTERCEPTS OF WIRE, ORAL, OR ELECTRONIC COMMUNICATIONS  
PURSUANT TO 18 U.S.C. 2519

A.O. Number	Number Of Days in Oper- ation <sup>4</sup>	Average Inter- cepts per Day	Number of <sup>5</sup>			Costs		Number of					
			Persons Inter- cepted	Intercepts	Incrim- inating Intercepts	Total Cost in \$	Other Than Manpower in \$	Arrests	Trials	Motions to Suppress Intercepts <sup>6</sup>			Persons Con- victed
										G	D	P	
QUEENS (CONTINUED)													
88	52	-	-	-	-	10,400	5,200	-	-	-	-	-	-
89	135	-	1	21	21	27,000	13,500	-	-	-	-	-	-
90	60	5	20	300	200	12,000	6,000	RELATED TO NO. 73					
91	143	47	52	6,778	3,407	28,600	14,300	-	-	-	-	-	-
92	60	38	157	2,300	890	12,000	6,000	-	-	-	-	-	-
93	9	1	3	10	3	3,600	1,800	-	-	-	-	-	-
94	8	38	50	304	185	1,600	800	16	-	-	-	-	4
95	47	4	11	177	92	9,400	4,700	-	-	-	-	-	-
96	29	14	32	408	369	RELATED TO NO. 109		RELATED TO NO. 109					
97	29	13	12	377	350	RELATED TO NO. 109		RELATED TO NO. 109					
98	4	23	28	92	49	800	400	RELATED TO NO. 94					
99	11	38	63	413	287	2,200	1,100	RELATED TO NO. 94					
100	45	13	14	587	480	9,000	4,500	2	-	-	-	-	2
101	15	21	12	308	280	3,000	1,500	RELATED TO NO. 109					
102	30	67	130	2,000	850	6,000	3,000	-	-	-	-	-	-
103	9	-	-	-	-	1,800	900	-	-	-	-	-	-
104	23	5	15	110	90	4,600	2,300	RELATED TO NO. 73					
105	85	53	200	4,510	2,679	17,000	8,500	RELATED TO NO. 94					
106	129	3	5	337	171	25,800	12,900	-	-	-	-	-	-
107	140	8	19	1,113	547	28,000	14,000	-	-	-	-	-	-
108	128	41	5	5,186	4,989	25,600	12,800	-	-	-	-	-	-
109	29	17	17	497	417	5,800	2,900	2	-	-	-	-	2
110	23	8	6	177	163	4,600	2,300	RELATED TO NO. 100					
111	114	161	375	18,396	900	22,800	11,400	12	-	-	-	-	-
112	85	37	1,559	3,118	2,807	17,000	8,500	RELATED TO NO. 111					
113	105	58	31	6,119	1,987	21,000	10,500	-	-	-	-	-	-
114	85	4	28	353	176	17,000	8,500	-	-	-	-	-	-
115	73	3	12	250	110	14,600	7,300	4	-	-	-	-	-
116	65	15	995	995	20	13,000	6,500	-	-	-	-	-	-
117	89	81	250	7,245	460	17,800	8,900	RELATED TO NO. 111					
118	23	5	11	107	13	4,600	2,300	-	-	-	-	-	-
119	52	28	89	1,476	161	10,400	5,200	-	-	-	-	-	-

<sup>4</sup> NI indicates never installed. I indicates installed but never used. NP indicates no prosecutor's report.

<sup>5</sup> NR indicates not reported or could not be determined.

<sup>6</sup> Motions: G = Granted, D = Denied, P = Pending.

\*This wiretap was terminated during 2003, but was not reported at that time because it was part of an ongoing investigation.

\*\* This wiretap was terminated during 2002 or earlier, but was not reported at that time because it was part of an ongoing investigation.

TABLE B-1  
STATE NEW YORK

CALENDAR YEAR 2004

REPORT BY JUDGES OF COURT-AUTHORIZED INTERCEPTS OF WIRE, ORAL, OR ELECTRONIC COMMUNICATIONS  
PURSUANT TO 18 U.S.C. 2519

A.O. Number	Authorizing Official		Offense Specified	Intercept		Date of Application	Authorized Length		
	Judge	Prosecutor <sup>1</sup>		Type <sup>2</sup>	Location <sup>3</sup>		Original Order (Days)	Number of Extensions	Total Length (Days)
QUEENS (CONTINUED)									
120	MCDONALD	BROWN	GAMBLING	WC	D	08/26/2004	22	1	52
121	ROSENGARTEN	BROWN	NARCOTICS	WC	D	08/29/2004	15	0	15
122	RIVERA	BROWN	FRAUD	WC	D	09/09/2004	30	2	90
123	RIVERA	BROWN	FRAUD	WC	D	09/09/2004	30	2	90
124	MCGANN	BROWN	LARCENY	WC	D	09/15/2004	17	1	47
125	BUCHTER	BROWN	LARCENY	WC	D	09/17/2004	30	1	60
126	MCDONALD	BROWN	GAMBLING	EE	H	09/17/2004	30	0	30
127	BUCHTER	BROWN	NARCOTICS	WC	D	09/22/2004	30	0	30
128	BUCHTER	BROWN	NARCOTICS	WC	D	09/22/2004	30	0	30
129	MCDONALD	BROWN	GAMBLING	WC	D	09/29/2004	18	1	48
130	KRAUSMAN	BROWN	NARCOTICS	WC	D	10/05/2004	30	2	90
131	KRAUSMAN	BROWN	NARCOTICS	WC	D	10/05/2004	30	2	90
132	MCDONALD	BROWN	GAMBLING	WC	D	10/14/2004	30	0	30
133	KRON	BROWN	NARCOTICS	WC	D	10/22/2004	30	0	30
134	KRAUSMAN	BROWN	NARCOTICS	WC	D	11/03/2004	30	1	60
135	BUCHTER	BROWN	NARCOTICS	WC	D	11/23/2004	30	0	30
136	KRAUSMAN	BROWN	NARCOTICS	WC	D	12/02/2004	30	0	30
89*	BUCHTER	BROWN	NARCOTICS	WC	D	12/11/2002	30	3	120
90*	ROSENGARTEN	BROWN	NARCOTICS	WC	D	03/06/2003	30	0	30
91*	BUCHTER	BROWN	NARCOTICS	WC	D	03/07/2003	30	2	90
92*	BUCHTER	BROWN	NARCOTICS	WC	D	03/07/2003	30	1	60
93*	BUCHTER	BROWN	NARCOTICS	WC	D	03/07/2003	30	5	180
94*	BUCHTER	BROWN	NARCOTICS	WC	D	03/07/2003	30	0	30
95*	BUCHTER	BROWN	NARCOTICS	WC	D	03/07/2003	30	0	30
96*	ROSENGARTEN	BROWN	NARCOTICS	WC	D	03/28/2003	8	4	126
97*	ROSENGARTEN	BROWN	GAMBLING	WS	H	03/28/2003	30	3	120
98*	ROSENGARTEN	BROWN	GAMBLING	WS	H	03/28/2003	30	8	270
99*	ROSENGARTEN	BROWN	NARCOTICS	WC	D	04/04/2003	29	3	118
100*	BUCHTER	BROWN	NARCOTICS	WC	D	04/04/2003	30	1	60
101*	BUCHTER	BROWN	NARCOTICS	WC	D	04/22/2003	12	5	162
102*	ROSENGARTEN	BROWN	GAMBLING	WS	H	04/24/2003	30	2	90
103*	ROSENGARTEN	BROWN	NARCOTICS	WC	D	04/25/2003	16	0	16

<sup>1</sup> The prosecuting official authorized the filing of the application under provisions of the state's statute. (See Table 1 for this state's statutory citation.)

<sup>2</sup> Type: WS = Standard Telephone (Wire), WC = Cellular or Mobile Telephone (Wire), WO = Other (Wire), OM = Microphone (Oral), OO = Other (Oral), ED = Digital Pager (Electronic), EE = Computer or E-Mail (Electronic), EF = Fax Machine (Electronic), EO = Other (Electronic).

<sup>3</sup> Location: H = Personal Residence, B = Business, A = Public Area, D = Portable Device, O = Other Location, R = Roving (Relaxed Specification Order), N = Not Specified.

TABLE B-1  
STATE NEW YORK

CALENDAR YEAR 2004

REPORT BY PROSECUTORS OF COURT-AUTHORIZED INTERCEPTS OF WIRE, ORAL, OR ELECTRONIC COMMUNICATIONS  
PURSUANT TO 18 U.S.C. 2519

A.O. Number	Number Of Days in Oper- ation <sup>4</sup>	Average Inter- cepts per Day	Number of <sup>5</sup>			Costs		Number of					
			Persons Inter- cepted	Intercepts	Incrim- inating Intercepts	Total Cost in \$	Other Than Manpower in \$	Arrests	Trials	Motions to Suppress Intercepts <sup>6</sup>			Persons Con- victed
										G	D	P	
QUEENS (CONTINUED)													
120	39	156	186	6,101	4	7,800	3,900	-	-	-	-	-	-
121	15	5	10	75	60	3,000	1,500	RELATED TO NO. 1					
122	84	9	52	750	16	16,800	8,400	-	-	-	-	-	-
123	84	23	65	1,950	25	RELATED TO NO. 122		-	-	-	-	-	-
124	43	109	125	4,667	184	8,600	4,300	RELATED TO NO. 111					
125	56	42	163	2,367	1,751	11,200	5,600	RELATED TO NO. 94					
126	29	-	1	5	5	5,800	2,900	-	-	-	-	-	-
127	14	4	8	56	22	280	140	4	-	-	-	-	-
128	14	7	16	100	74	RELATED TO NO. 127		RELATED TO NO. 127					
129	36	9	50	340	172	7,200	3,600	-	-	-	-	-	-
130	80	61	7	4,854	312	1,600	800	3	-	-	-	-	-
131	80	41	6	3,241	270	RELATED TO NO. 130		RELATED TO NO. 130					
132	30	9	22	260	134	6,000	3,000	-	-	-	-	-	-
133	25	12	75	302	3	500	250	-	-	-	-	-	-
134	50	51	5	2,533	417	1,000	500	RELATED TO NO. 130					
135	11	9	5	100	-	2,200	1,100	-	-	-	-	-	-
136	19	-	-	-	-	380	190	-	-	-	-	-	-
89*	109	20	27	2,140	1,700	21,800	10,900	RELATED TO NO. 4					
90*	23	9	20	200	100	4,600	2,300	RELATED TO NO. 1					
91*	85	15	38	1,300	740	17,000	8,500	RELATED TO NO. 4					
92*	57	21	34	1,170	640	11,400	5,700	RELATED TO NO. 4					
93*	16	356	94	5,700	3,300	32,200	16,100	RELATED TO NO. 4					
94*	29	15	13	430	114	5,800	2,900	RELATED TO NO. 4					
95*	29	21	19	620	422	RELATED TO NO. 4		RELATED TO NO. 4					
96*	126	16	40	2,000	1,000	25,200	12,600	RELATED TO NO. 1					
97*	111	27	97	2,963	2,192	22,200	11,100	-	-	-	-	-	-
98*	239	25	134	5,867	3,889	47,800	23,900	-	-	-	-	-	-
99*	118	18	42	2,100	1,010	23,600	11,800	RELATED TO NO. 1					
100*	58	30	26	1,740	1,420	11,600	5,800	RELATED TO NO. 4					
101*	132	15	36	1,960	1,580	26,400	13,200	RELATED TO NO. 4					
102*	84	23	56	1,923	1,538	16,800	8,400	-	-	-	-	-	-
103*	16	4	10	70	50	3,200	1,600	RELATED TO NO. 1					

<sup>4</sup> NI indicates never installed. I indicates installed but never used. NP indicates no prosecutor's report.

<sup>5</sup> NR indicates not reported or could not be determined.

<sup>6</sup> Motions: G = Granted, D = Denied, P = Pending.

\*This wiretap was terminated during 2003, but was not reported at that time because it was part of an ongoing investigation.

\*\* This wiretap was terminated during 2002 or earlier, but was not reported at that time because it was part of an ongoing investigation.

TABLE B-1  
STATE NEW YORK

CALENDAR YEAR 2004

REPORT BY JUDGES OF COURT-AUTHORIZED INTERCEPTS OF WIRE, ORAL, OR ELECTRONIC COMMUNICATIONS  
PURSUANT TO 18 U.S.C. 2519

A.O. Number	Authorizing Official		Offense Specified	Intercept		Date of Application	Authorized Length		
	Judge	Prosecutor <sup>1</sup>		Type <sup>2</sup>	Location <sup>3</sup>		Original Order (Days)	Number of Extensions	Total Length (Days)
QUEENS (CONTINUED)									
104*	BUCHTER	BROWN	NARCOTICS	WC	D	05/02/2003	30	4	150
105*	ROSENGARTEN	BROWN	GAMBLING	WS	H	05/06/2003	18	2	78
106*	ROSENGARTEN	BROWN	GAMBLING	WS	H	05/06/2003	18	0	18
107*	ROSENGARTEN	BROWN	GAMBLING	WS	H	05/06/2003	18	2	78
108*	ROSENGARTEN	BROWN	GAMBLING	WS	H	05/06/2003	18	2	78
109*	ROSENGARTEN	BROWN	GAMBLING	WS	H	05/06/2003	18	2	78
110*	ROSENGARTEN	BROWN	GAMBLING	WS	H	05/06/2003	18	1	48
111*	ROSENGARTEN	BROWN	GAMBLING	WS	H	05/06/2003	18	0	18
112*	ROSENGARTEN	BROWN	GAMBLING	WS	H	05/21/2003	30	0	30
113*	ROSENGARTEN	BROWN	GAMBLING	WS	H	05/21/2003	30	0	30
114*	ROSENGARTEN	BROWN	GAMBLING	WS	H	05/21/2003	30	0	30
115*	BUCHTER	BROWN	NARCOTICS	WC	D	05/30/2003	30	4	150
116*	MCDONALD	BROWN	GAMBLING	WC	D	06/03/2003	30	3	120
117*	MCDONALD	BROWN	GAMBLING	WS	B	06/03/2003	30	3	120
118*	MCDONALD	BROWN	GAMBLING	WS	H	06/03/2003	30	2	90
119*	MCDONALD	BROWN	GAMBLING	WC	D	06/03/2003	30	3	120
120*	ROSENGARTEN	BROWN	GAMBLING	WC	D	06/04/2003	15	4	135
121*	MCGANN	BROWN	NARCOTICS	WC	D	06/05/2003	30	2	90
122*	ROSENGARTEN	BROWN	NARCOTICS	WC	D	06/19/2003	30	1	60
123*	ROSENGARTEN	BROWN	NARCOTICS	WC	D	06/19/2003	30	0	30
124*	BUCHTER	BROWN	NARCOTICS	WC	D	06/19/2003	30	2	90
125*	BUCHTER	BROWN	NARCOTICS	WC	D	06/19/2003	30	4	150
126*	MCGANN	BROWN	NARCOTICS	WC	D	06/26/2003	30	1	60
127*	MCGANN	BROWN	NARCOTICS	WC	D	06/26/2003	30	2	90
128*	ROSENGARTEN	BROWN	GAMBLING	WC	D	07/02/2003	17	0	17
129*	MCDONALD	BROWN	GAMBLING	WC	D	07/10/2003	21	5	171
130*	MCDONALD	BROWN	GAMBLING	WC	D	07/10/2003	21	2	81
131*	ROSENGARTEN	BROWN	GAMBLING	WC	D	07/17/2003	30	0	30
132*	ROSENGARTEN	BROWN	NARCOTICS	WC	D	07/17/2003	30	2	89
133*	MCGANN	BROWN	NARCOTICS	WC	D	07/25/2003	30	0	30
134*	MCGANN	BROWN	NARCOTICS	WC	D	07/25/2003	30	0	30
135*	MCDONALD	BROWN	GAMBLING	WC	D	07/31/2003	30	3	120

<sup>1</sup> The prosecuting official authorized the filing of the application under provisions of the state's statute. (See Table 1 for this state's statutory citation.)

<sup>2</sup> Type: WS = Standard Telephone (Wire), WC = Cellular or Mobile Telephone (Wire), WO = Other (Wire), OM = Microphone (Oral), OO = Other (Oral), ED = Digital Pager (Electronic), EE = Computer or E-Mail (Electronic), EF = Fax Machine (Electronic), EO = Other (Electronic).

<sup>3</sup> Location: H = Personal Residence, B = Business, A = Public Area, D = Portable Device, O = Other Location, R = Roving (Relaxed Specification Order), N = Not Specified.

TABLE B-1  
STATE NEW YORK

CALENDAR YEAR 2004

REPORT BY PROSECUTORS OF COURT-AUTHORIZED INTERCEPTS OF WIRE, ORAL, OR ELECTRONIC COMMUNICATIONS  
PURSUANT TO 18 U.S.C. 2519

A.O. Number	Number Of Days in Oper- ation <sup>4</sup>	Average Inter- cepts per Day	Number of <sup>5</sup>			Costs		Number of					
			Persons Inter- cepted	Intercepts	Incrim- inating Intercepts	Total Cost in \$	Other Than Manpower in \$	Arrests	Trials	Motions to Suppress Intercepts <sup>6</sup>			Persons Con- victed
										G	D	P	
QUEENS (CONTINUED)													
104*	111	40	42	4,440	3,860	22,200	11,100	RELATED TO NO. 4					
105*	56	35	58	1,969	1,594	11,200	5,600	-	-	-	-	-	-
106*	NI	-	-	-	-	-	-	-	-	-	-	-	-
107*	51	14	42	738	605	10,200	5,100	-	-	-	-	-	-
108*	57	15	39	832	690	11,400	5,700	-	-	-	-	-	-
109*	58	4	44	234	198	11,600	5,800	-	-	-	-	-	-
110*	I	-	-	-	-	200	100	-	-	-	-	-	-
111*	I	-	-	-	-	RELATED TO NO. 110*		-	-	-	-	-	-
112*	NI	-	-	-	-	-	-	-	-	-	-	-	-
113*	I	-	-	-	-	RELATED TO NO. 110*		-	-	-	-	-	-
114*	I	-	-	-	-	RELATED TO NO. 110*		-	-	-	-	-	-
115*	134	35	46	4,690	3,440	25,800	12,400	RELATED TO NO. 4					
116*	110	13	50	1,400	700	22,000	11,000	-	-	-	-	-	-
117*	90	17	100	1,500	700	18,000	9,000	-	-	-	-	-	-
118*	85	13	26	1,101	552	17,000	8,500	-	-	-	-	-	-
119*	110	14	53	1,502	1,009	22,000	11,000	-	-	-	-	-	-
120*	127	50	121	6,380	4,876	25,400	12,700	-	-	-	-	-	-
121*	78	7	36	520	410	15,600	7,800	RELATED TO NO. 15					
122*	60	3	20	200	100	12,000	6,000	RELATED TO NO. 1					
123*	30	3	10	100	70	6,000	3,000	RELATED TO NO. 1					
124*	87	40	53	3,480	2,900	17,400	8,700	RELATED TO NO. 4					
125*	142	36	43	5,112	4,740	28,400	14,200	RELATED TO NO. 4					
126*	57	5	20	310	260	11,400	5,700	RELATED TO NO. 15					
127*	72	6	16	460	382	14,400	7,200	RELATED TO NO. 15					
128*	16	133	47	2,133	1,887	3,200	1,600	-	-	-	-	-	-
129*	155	52	12	8,055	4,005	31,000	15,500	-	-	-	-	-	-
130*	75	25	512	1,911	211	15,000	7,500	-	-	-	-	-	-
131*	14	13	32	177	54	2,800	1,400	-	-	-	-	-	-
132*	89	2	15	200	100	17,800	8,900	RELATED TO NO. 1					
133*	28	6	8	160	110	5,600	2,800	RELATED TO NO. 15					
134*	28	6	14	160	121	RELATED TO NO. 133*		RELATED TO NO. 15					
135*	110	5	26	562	280	22,000	11,000	-	-	-	-	-	-

<sup>4</sup> NI indicates never installed. I indicates installed but never used. NP indicates no prosecutor's report.

<sup>5</sup> NR indicates not reported or could not be determined.

<sup>6</sup> Motions: G = Granted, D = Denied, P = Pending.

\*This wiretap was terminated during 2003, but was not reported at that time because it was part of an ongoing investigation.

\*\* This wiretap was terminated during 2002 or earlier, but was not reported at that time because it was part of an ongoing investigation.

TABLE B-1  
STATE NEW YORK

CALENDAR YEAR 2004

REPORT BY JUDGES OF COURT-AUTHORIZED INTERCEPTS OF WIRE, ORAL, OR ELECTRONIC COMMUNICATIONS  
PURSUANT TO 18 U.S.C. 2519

A.O. Number	Authorizing Official		Offense Specified	Intercept		Date of Application	Authorized Length		
	Judge	Prosecutor <sup>1</sup>		Type <sup>2</sup>	Location <sup>3</sup>		Orig-inal Order (Days)	Num-ber of Exten-sions	Total Length (Days)
QUEENS (CONTINUED)									
136*	ROSENGARTEN	BROWN	NARCOTICS	WC	D	07/31/2003	16	1	46
137*	ROSENGARTEN	BROWN	NARCOTICS	WC	D	07/31/2003	16	0	16
138*	MCDONALD	BROWN	GAMBLING	ED	D	07/31/2003	30	1	60
139*	ROSENGARTEN	BROWN	GAMBLING	WC	D	08/11/2003	5	1	35
140*	ROSENGARTEN	BROWN	GAMBLING	WC	D	08/11/2003	5	2	65
141*	MCGANN	BROWN	NARCOTICS	WC	D	08/11/2003	11	2	71
142*	BUCHTER	BROWN	NARCOTICS	WC	D	08/14/2003	30	0	30
143*	MCGANN	BROWN	NARCOTICS	WC	D	08/22/2003	30	0	30
144*	MCGANN	BROWN	NARCOTICS	WC	D	08/22/2003	30	1	60
145*	MCDONALD	BROWN	GAMBLING	WS	B	08/28/2003	30	0	30
146*	MCDONALD	BROWN	GAMBLING	WC	D	08/28/2003	30	0	30
147*	ROSENGARTEN	BROWN	GAMBLING	WS	B	09/11/2003	30	1	60
148*	ROSENGARTEN	BROWN	GAMBLING	WS	H	09/11/2003	30	1	60
149*	ROSENGARTEN	BROWN	NARCOTICS	WC	D	09/12/2003	29	0	29
150*	BUCHTER	BROWN	NARCOTICS	WC	D	09/12/2003	30	0	30
151*	BUCHTER	BROWN	NARCOTICS	WC	D	09/12/2003	30	0	30
152*	MCGANN	BROWN	NARCOTICS	WC	D	09/15/2003	30	1	60
153*	MCGANN	BROWN	NARCOTICS	WC	D	09/15/2003	30	1	60
154*	MCGANN	BROWN	NARCOTICS	WC	D	09/15/2003	30	0	30
155*	ROSENGARTEN	BROWN	NARCOTICS	WC	D	09/19/2003	22	0	22
156*	ROSENGARTEN	BROWN	GAMBLING	WS	H	09/24/2003	17	3	107
157*	ROSENGARTEN	BROWN	NARCOTICS	WC	D	10/10/2003	30	0	30
158*	MCGANN	BROWN	NARCOTICS	WC	D	10/13/2003	20	1	50
159*	MCGANN	BROWN	NARCOTICS	WC	D	10/15/2003	20	1	50
160*	ROSENGARTEN	BROWN	NARCOTICS	WC	D	10/17/2003	22	1	51
161*	MCGANN	BROWN	NARCOTICS	WC	D	11/05/2003	30	0	30
162*	MCGANN	BROWN	NARCOTICS	WC	D	11/05/2003	30	0	30
163*	ROSENGARTEN	BROWN	GAMBLING	WC	D	11/06/2003	30	1	60
164*	BUCHTER	BROWN	NARCOTICS	WC	D	11/07/2003	30	1	60
165*	BUCHTER	BROWN	NARCOTICS	WC	D	11/07/2003	30	1	60
166*	MCGANN	BROWN	NARCOTICS	WC	D	11/18/2003	17	1	47
167*	MCGANN	BROWN	NARCOTICS	WC	D	11/18/2003	17	1	47
168*	ROSENGARTEN	BROWN	GAMBLING	WC	D	12/03/2003	30	0	30

<sup>1</sup> The prosecuting official authorized the filing of the application under provisions of the state's statute. (See Table 1 for this state's statutory citation.)

<sup>2</sup> Type: WS = Standard Telephone (Wire), WC = Cellular or Mobile Telephone (Wire), WO = Other (Wire), OM = Microphone (Oral), OO = Other (Oral), ED = Digital Pager (Electronic), EE = Computer or E-Mail (Electronic), EF = Fax Machine (Electronic), EO = Other (Electronic).

<sup>3</sup> Location: H = Personal Residence, B = Business, A = Public Area, D = Portable Device, O = Other Location, R = Roving (Relaxed Specification Order), N = Not Specified.

TABLE B-1  
STATE NEW YORK

CALENDAR YEAR 2004

REPORT BY PROSECUTORS OF COURT-AUTHORIZED INTERCEPTS OF WIRE, ORAL, OR ELECTRONIC COMMUNICATIONS  
PURSUANT TO 18 U.S.C. 2519

A.O. Number	Number Of Days in Oper- ation <sup>4</sup>	Average Inter- cepts per Day	Number of <sup>5</sup>			Costs		Number of					
			Persons Inter- cepted	Intercepts	Incrim- inating Intercepts	Total Cost in \$	Other Than Manpower in \$	Arrests	Trials	Motions to Suppress Intercepts <sup>6</sup>			Persons Con- victed
										G	D	P	
QUEENS (CONTINUED)													
136*	46	2	12	110	100	9,200	4,600	RELATED TO NO. 1					
137*	16	3	5	50	20	3,200	1,600	RELATED TO NO. 1					
138*	50	1	13	70	26	10,000	5,000	-	-	-	-	-	-
139*	22	1	13	25	6	4,400	2,200	-	-	-	-	-	-
140*	59	6	30	356	106	11,800	5,900	-	-	-	-	-	-
141*	59	4	6	230	110	11,800	5,900	RELATED TO NO. 15					
142*	30	14	12	410	136	6,000	3,000	RELATED TO NO. 4					
143*	24	4	6	108	52	4,800	2,400	RELATED TO NO. 15					
144*	47	2	14	98	82	9,400	4,700	RELATED TO NO. 15					
145*	15	41	104	611	309	3,000	1,500	-	-	-	-	-	-
146*	24	12	21	280	73	4,800	2,400	-	-	-	-	-	-
147*	56	62	113	3,452	897	11,200	5,600	-	-	-	-	-	-
148*	56	31	79	1,762	211	RELATED TO NO. 147*		-	-	-	-	-	-
149*	29	5	12	150	125	5,800	2,900	RELATED TO NO. 1					
150*	14	10	8	146	74	2,800	1,400	RELATED TO NO. 4					
151*	14	9	6	132	72	RELATED TO NO. 150*		RELATED TO NO. 4					
152*	53	2	9	87	71	10,600	5,300	RELATED TO NO. 15					
153*	53	1	6	42	31	RELATED TO NO. 152*		RELATED TO NO. 15					
154*	24	20	12	487	403	4,800	2,400	RELATED TO NO. 15					
155*	22	6	10	140	120	4,400	2,200	RELATED TO NO. 1					
156*	89	15	67	1,374	151	17,800	8,900	-	-	-	-	-	-
157*	29	3	15	80	40	5,800	2,900	RELATED TO NO. 1					
158*	50	3	10	163	142	10,000	5,000	RELATED TO NO. 15					
159*	50	4	19	177	150	RELATED TO NO. 158		*RELATED TO NO. 15					
160*	51	4	10	200	100	10,200	5,100	RELATED TO NO. 1					
161*	30	2	6	70	51	6,000	3,000	RELATED TO NO. 15					
162*	30	5	7	150	132	RELATED TO NO. 161*		RELATED TO NO. 15					
163*	45	15	72	672	496	9,000	4,500	-	-	-	-	-	-
164*	48	24	18	1,152	912	9,600	4,800	RELATED TO NO. 4					
165*	48	11	11	528	233	RELATED TO NO. 164*		RELATED TO NO. 4					
166*	36	5	17	197	150	7,200	3,600	RELATED TO NO. 15					
167*	36	6	38	210	177	RELATED TO NO. 166*		RELATED TO NO. 15					
168*	13	64	62	838	184	2,600	1,300	-	-	-	-	-	-

<sup>4</sup> NI indicates never installed. I indicates installed but never used. NP indicates no prosecutor's report.

<sup>5</sup> NR indicates not reported or could not be determined.

<sup>6</sup> Motions: G = Granted, D = Denied, P = Pending.

\*This wiretap was terminated during 2003, but was not reported at that time because it was part of an ongoing investigation.

\*\* This wiretap was terminated during 2002 or earlier, but was not reported at that time because it was part of an ongoing investigation.



TABLE B-1  
STATE NEW YORK

CALENDAR YEAR 2004

REPORT BY JUDGES OF COURT-AUTHORIZED INTERCEPTS OF WIRE, ORAL, OR ELECTRONIC COMMUNICATIONS  
PURSUANT TO 18 U.S.C. 2519

A.O. Number	Authorizing Official		Offense Specified	Intercept		Date of Application	Authorized Length		
	Judge	Prosecutor <sup>1</sup>		Type <sup>2</sup>	Location <sup>3</sup>		Orig-inal Order (Days)	Num-ber of Exten-sions	Total Length (Days)
RENSSELAER									
1*	MCGRATH	BRUNO	NARCOTICS	WC	D	02/19/2003	30	0	30
2*	MCGRATH	DEANGELIS	NARCOTICS	WS,WC	H,D	10/02/2003	30	0	30
RICHMOND									
1	VITALIANO	DONOVAN	NARCOTICS	WC	D	04/01/2004	30	2	90
2	MINARDO	DONOVAN	NARCOTICS	WC	D	05/09/2004	30	1	60
ROCKLAND									
1	RESNIK	BONGIORNO	NARCOTICS	WC	D	12/19/2003	30	2	90
2	RESNIK	BONGIORNO	NARCOTICS	WC	D	02/04/2004	30	1	60
3	RESNIK	BONGIORNO	NARCOTICS	WC	D	03/02/2004	30	1	60
4	RESNIK	BONGIORNO	NARCOTICS	WC	D	11/01/2004	30	0	30
STATE ATTORNEY GENERAL									
1	RITTER	SPITZER	LARCENY	WC	D	03/29/2004	30	8	270
SUFFOLK									
1	BRASLOW	SPOTA	NARCOTICS	WC	D	11/17/2003	30	3	120
2	LUCIANO	SPOTA	GAMBLING	WS	H	12/18/2003	30	1	60
3	LUCIANO	SPOTA	GAMBLING	WS	H	12/18/2003	30	0	30
4	LUCIANO	SPOTA	GAMBLING	WS	H	12/18/2003	30	0	30
5	LUCIANO	SPOTA	GAMBLING	WS	H	12/18/2003	30	1	60
6	FARNETI	MCALVIN	OTHER	WS,WC	H,D	12/22/2003	30	2	90
7	BRASLOW	SPOTA	NARCOTICS	WC	D	01/08/2004	30	1	60
8	BRASLOW	SPOTA	NARCOTICS	WS	H	01/08/2004	30	1	60
9	HUDSON	SPOTA	BRIBERY	WS	B	01/12/2004	30	3	120
10	HUDSON	SPOTA	BRIBERY	WC	D	01/12/2004	30	3	120
11	BRASLOW	SPOTA	NARCOTICS	ED	D	01/14/2004	30	0	30
12	BRASLOW	SPOTA	NARCOTICS	ED	D	01/14/2004	30	0	30
13	LUCIANO	SPOTA	GAMBLING	WC	D	01/16/2004	30	0	30
14	HUDSON	SPOTA	BRIBERY	WS	B	01/23/2004	30	3	120
15	HUDSON	SPOTA	BRIBERY	WS	H	02/05/2004	30	2	90
16	HUDSON	SPOTA	BRIBERY	WS	H	02/05/2004	30	2	90
17	BRASLOW	SPOTA	NARCOTICS	WC	D	02/06/2004	30	0	30
18	BRASLOW	SPOTA	NARCOTICS	WC	D	02/06/2004	30	0	30
19	GAZZILLO	SPOTA	GAMBLING	WC	D	03/04/2004	30	3	120

<sup>1</sup> The prosecuting official authorized the filing of the application under provisions of the state's statute. (See Table 1 for this state's statutory citation.)

<sup>2</sup> Type: WS = Standard Telephone (Wire), WC = Cellular or Mobile Telephone (Wire), WO = Other (Wire), OM = Microphone (Oral), OO = Other (Oral), ED = Digital Pager (Electronic), EE = Computer or E-Mail (Electronic), EF = Fax Machine (Electronic), EO = Other (Electronic).

<sup>3</sup> Location: H = Personal Residence, B = Business, A = Public Area, D = Portable Device, O = Other Location, R = Roving (Relaxed Specification Order), N = Not Specified.

TABLE B-1  
STATE NEW YORK

CALENDAR YEAR 2004

REPORT BY PROSECUTORS OF COURT-AUTHORIZED INTERCEPTS OF WIRE, ORAL, OR ELECTRONIC COMMUNICATIONS  
PURSUANT TO 18 U.S.C. 2519

A.O. Number	Number Of Days in Oper- ation <sup>4</sup>	Average Inter- cepts per Day	Number of <sup>5</sup>			Costs		Number of					
			Persons Inter- cepted	Intercepts	Incrim- inating Intercepts	Total Cost in \$	Other Than Manpower in \$	Arrests	Trials	Motions to Suppress Intercepts <sup>6</sup>			Persons Con- victed
										G	D	P	
RENSSELAER													
1*	16	56	32	891	133	26,500	3,000	2	-	-	-	-	-
2*	13	189	74	2,460	118	15,155	2,000	3	-	-	-	-	-
RICHMOND													
1	70	64	210	4,500	3,600	436,100	6,100	19	-	-	-	-	15
2	38	53	210	2,000	1,600	RELATED TO NO. 1		RELATED TO NO. 1					
ROCKLAND													
1	78	50	23	3,912	178	136,694	21,698	8	-	-	-	-	8
2	58	33	17	1,942	72	RELATED TO NO. 1		-	-	-	-	-	-
3	49	30	8	1,474	103	RELATED TO NO. 1		-	-	-	-	-	-
4	13	60	23	786	287	41,427	3,483	13	-	-	-	-	-
STATE ATTORNEY GENERAL													
1	151	528	1,108	79,765	10,972	1,037,660	79,809	-	-	-	-	-	-
SUFFOLK													
1	91	170	48	15,490	3,269	RELATED TO NO. 7		RELATED TO NO. 7					
2	52	51	54	2,653	2,451	140,468	14,400	6	-	-	-	-	5
3	30	-	2	4	1	RELATED TO NO. 2		RELATED TO NO. 2					
4	30	3	NR	97	-	RELATED TO NO. 2		-	-	-	-	-	-
5	52	17	51	882	793	RELATED TO NO. 2		RELATED TO NO. 2					
6	89	61	23	5,472	877	56,960	-	-	-	-	-	-	-
7	30	619	78	18,558	4,341	205,000	12,000	33	-	-	-	-	15
8	30	215	NR	6,456	718	RELATED TO NO. 7		RELATED TO NO. 7					
9	102	234	179	23,834	138	115,360	50,360	2	-	-	-	1	1
10	102	12	126	1,268	97	RELATED TO NO. 9		RELATED TO NO. 9					
11	30	16	NR	494	401	RELATED TO NO. 7		RELATED TO NO. 7					
12	30	30	NR	888	888	RELATED TO NO. 7		RELATED TO NO. 7					
13	25	12	27	310	298	12,200	2,200	RELATED TO NO. 2					
14	91	84	128	7,655	135	RELATED TO NO. 9		RELATED TO NO. 9					
15	81	76	110	6,117	120	RELATED TO NO. 9		RELATED TO NO. 9					
16	80	15	79	1,166	114	RELATED TO NO. 9		RELATED TO NO. 9					
17	30	4	NR	122	22	RELATED TO NO. 7		RELATED TO NO. 7					
18	30	2	17	51	16	RELATED TO NO. 7		RELATED TO NO. 7					
19	107	134	195	14,328	121	342,180	16,700	6	-	-	-	-	6

<sup>4</sup> NI indicates never installed. I indicates installed but never used. NP indicates no prosecutor's report.

<sup>5</sup> NR indicates not reported or could not be determined.

<sup>6</sup> Motions: G = Granted, D = Denied, P = Pending.

\*This wiretap was terminated during 2003, but was not reported at that time because it was part of an ongoing investigation.

\*\* This wiretap was terminated during 2002 or earlier, but was not reported at that time because it was part of an ongoing investigation.

**TABLE B-1**  
**STATE NEW YORK**

**CALENDAR YEAR 2004**

**REPORT BY JUDGES OF COURT-AUTHORIZED INTERCEPTS OF WIRE, ORAL, OR ELECTRONIC COMMUNICATIONS  
PURSUANT TO 18 U.S.C. 2519**

A.O. Number	Authorizing Official		Offense Specified	Intercept		Date of Application	Authorized Length		
	Judge	Prosecutor <sup>1</sup>		Type <sup>2</sup>	Location <sup>3</sup>		Original Order (Days)	Number of Extensions	Total Length (Days)
SUFFOLK (CONTINUED)									
20	HUDSON	SPOTA	BRIBERY	WC	D	03/10/2004	30	1	60
21	HUDSON	SPOTA	BRIBERY	OM	B	03/15/2004	1	0	1
22	GAZZILLO	SPOTA	GAMBLING	WC	D	03/23/2004	30	2	90
23	HUDSON	SPOTA	BRIBERY	OM	B	03/25/2004	1	0	1
24	GAZZILLO	SPOTA	GAMBLING	WC	D	04/14/2004	30	0	30
25	GAZZILLO	SPOTA	GAMBLING	WC	D	04/14/2004	30	1	60
26	GAZZILLO	SPOTA	GAMBLING	WC	D	05/25/2004	30	0	30
27	GAZZILLO	SPOTA	NARCOTICS	WC	D	06/03/2004	30	0	30
28	GAZZILLO	SPOTA	NARCOTICS	WC	D	06/14/2004	30	1	60
29	BRASLOW	SPOTA	NARCOTICS	WC	D	10/28/2004	30	0	30
30	BRASLOW	SPOTA	NARCOTICS	WC	D	10/28/2004	30	1	60
31	BRASLOW	SPOTA	NARCOTICS	WC	D	11/19/2004	30	0	30
32	BRASLOW	SPOTA	NARCOTICS	WC	D	11/19/2004	30	0	30
33	BRASLOW	SPOTA	NARCOTICS	WC	D	12/06/2004	30	0	30
34	BRASLOW	SPOTA	NARCOTICS	ED	D	12/06/2004	30	0	30
30*	BRASLOW	SPOTA	NARCOTICS	WC	D	11/17/2003	30	0	30
WESTCHESTER									
1	ADLER	PIRRO	NARCOTICS	WC	D	10/14/2003	30	5	180
2	ADLER	PIRRO	NARCOTICS	WC	D	11/24/2003	30	5	166
3	ADLER	PIRRO	NARCOTICS	WC	D	12/09/2003	16	2	76
4	ADLER	PIRRO	NARCOTICS	WC	D	12/09/2003	16	4	136
5	ADLER	PIRRO	NARCOTICS	WC	D	01/08/2004	14	3	104
6	ADLER	PIRRO	GAMBLING	WC	D	01/16/2004	30	0	30
7	ADLER	PIRRO	GAMBLING	WC	D	01/23/2004	30	3	120
8	ADLER	PIRRO	NARCOTICS	WC	D	02/05/2004	15	2	75
9	ADLER	PIRRO	NARCOTICS	WC	D	02/05/2004	15	2	75
10	ADLER	PIRRO	GAMBLING	WC	D	02/13/2004	30	0	30
11	ADLER	PIRRO	GAMBLING	WC	D	02/13/2004	30	0	30
12	ADLER	PIRRO	GAMBLING	WC	D	02/13/2004	30	2	90
13	ADLER	PIRRO	GAMBLING	WC	D	03/11/2004	30	1	60
14	ADLER	PIRRO	GAMBLING	WC	D	03/11/2004	30	1	60
15	ADLER	PIRRO	GAMBLING	WC	D	03/11/2004	30	1	60

<sup>1</sup> The prosecuting official authorized the filing of the application under provisions of the state's statute. (See Table 1 for this state's statutory citation.)

<sup>2</sup> Type: WS = Standard Telephone (Wire), WC = Cellular or Mobile Telephone (Wire), WO = Other (Wire), OM = Microphone (Oral), OO = Other (Oral), ED = Digital Pager (Electronic), EE = Computer or E-Mail (Electronic), EF = Fax Machine (Electronic), EO = Other (Electronic).

<sup>3</sup> Location: H = Personal Residence, B = Business, A = Public Area, D = Portable Device, O = Other Location, R = Roving (Relaxed Specification Order), N = Not Specified.

TABLE B-1  
STATE NEW YORK

CALENDAR YEAR 2004

REPORT BY PROSECUTORS OF COURT-AUTHORIZED INTERCEPTS OF WIRE, ORAL, OR ELECTRONIC COMMUNICATIONS  
PURSUANT TO 18 U.S.C. 2519

A.O. Number	Number Of Days in Oper- ation <sup>4</sup>	Average Inter- cepts per Day	Number of <sup>5</sup>			Costs		Number of						
			Persons Inter- cepted	Intercepts	Incrim- inating Intercepts	Total Cost in \$	Other Than Manpower in \$	Arrests	Trials	Motions to Suppress Intercepts <sup>6</sup>			Persons Con- victed	
										G	D	P		
SUFFOLK (CONTINUED)														
20	44	8	48	373	25	RELATED TO NO. 9		RELATED TO NO. 9						
21	1	11	8	11	-	RELATED TO NO. 9		-	-	-	-	-	-	-
22	88	97	117	8,568	65	RELATED TO NO. 19		RELATED TO NO. 19						
23	1	1	3	1	1	RELATED TO NO. 9		RELATED TO NO. 9						
24	25	12	13	310	310	RELATED TO NO. 19		RELATED TO NO. 19						
25	55	-	3	17	17	RELATED TO NO. 19		RELATED TO NO. 19						
26	29	4	19	104	87	RELATED TO NO. 19		RELATED TO NO. 19						
27	25	152	26	3,804	1,420	-	-	RELATED TO NO. 2						
28	60	214	100	12,812	175	61,192	3,500	1	-	-	-	-	-	-
29	30	70	57	2,107	530	267,945	1,425	-	-	-	-	-	-	-
30	43	67	56	2,864	496	379,795	2,775	-	-	-	-	-	-	-
31	20	42	30	839	182	184,120	2,600	-	-	-	-	-	-	-
32	21	58	37	1,227	476	190,820	800	-	-	-	-	-	-	-
33	14	23	13	321	179	133,120	2,600	-	-	-	-	-	-	-
34	14	5	NR	66	NR	130,520	-	-	-	-	-	-	-	-
30*	30	56	63	1,683	417	RELATED TO NO. 7		RELATED TO NO. 7						
WESTCHESTER														
1	174	181	27	31,411	1,251	502,443	33,843	11	-	-	-	-	-	8
2	139	142	NR	19,704	1,378	RELATED TO NO. 1		RELATED TO NO. 1						
3	45	2	NR	69	3	RELATED TO NO. 1		RELATED TO NO. 1						
4	127	26	NR	3,343	199	RELATED TO NO. 1		RELATED TO NO. 1						
5	96	43	NR	4,110	615	RELATED TO NO. 1		RELATED TO NO. 1						
6	29	5	25	139	110	23,139	3,999	12	-	-	-	-	-	-
7	101	56	199	5,685	3,817	74,324	7,664	-	-	-	-	-	-	-
8	23	91	NR	2,082	93	RELATED TO NO. 1		RELATED TO NO. 1						
9	42	3	NR	118	2	RELATED TO NO. 1		RELATED TO NO. 1						
10	27	15	52	400	287	21,327	3,507	-	-	-	-	-	-	-
11	27	9	29	255	225	20,827	3,007	-	-	-	-	-	-	-
12	79	38	105	3,020	1,110	55,660	3,520	-	-	-	-	-	-	-
13	53	25	59	1,315	797	38,493	3,513	-	-	-	-	-	-	-
14	53	29	76	1,557	1,088	RELATED TO NO. 13		-	-	-	-	-	-	-
15	53	10	7	550	281	RELATED TO NO. 13		-	-	-	-	-	-	-

<sup>4</sup> NI indicates never installed. I indicates installed but never used. NP indicates no prosecutor's report.

<sup>5</sup> NR indicates not reported or could not be determined.

<sup>6</sup> Motions: G = Granted, D = Denied, P = Pending.

\*This wiretap was terminated during 2003, but was not reported at that time because it was part of an ongoing investigation.

\*\* This wiretap was terminated during 2002 or earlier, but was not reported at that time because it was part of an ongoing investigation.

TABLE B-1  
STATE NEW YORK

CALENDAR YEAR 2004

REPORT BY JUDGES OF COURT-AUTHORIZED INTERCEPTS OF WIRE, ORAL, OR ELECTRONIC COMMUNICATIONS  
PURSUANT TO 18 U.S.C. 2519

A.O. Number	Authorizing Official		Offense Specified	Intercept		Date of Application	Authorized Length		
	Judge	Prosecutor <sup>1</sup>		Type <sup>2</sup>	Location <sup>3</sup>		Original Order (Days)	Number of Extensions	Total Length (Days)
WESTCHESTER (CONTINUED)									
16	ADLER	PIRRO	GAMBLING	WC	D	03/11/2004	30	1	60
17	ADLER	PIRRO	GAMBLING	WC	D	04/09/2004	30	0	30
18	ADLER	PIRRO	GAMBLING	WS	B	04/09/2004	30	0	30
19	SMITH	PIRRO	LARCENY	WC	D	04/16/2004	30	3	120
20	SMITH	PIRRO	LARCENY	WC	D	05/17/2004	30	2	90
21	SPOLZINO	PIRRO	NARCOTICS	WC	D	07/12/2004	30	1	60
22	DIFIORE	PIRRO	ROBBERY	WC	D	10/15/2004	30	1	60
23	DIFIORE	PIRRO	ROBBERY	WC	D	10/15/2004	30	0	30
24	DIFIORE	PIRRO	ROBBERY	WC	D	10/15/2004	30	0	30
25	DIFIORE	PIRRO	ROBBERY	WC	D	11/16/2004	30	0	30
14*	ADLER	PIRRO	NARCOTICS	WC	D	10/24/2003	30	1	60
15*	ADLER	PIRRO	NARCOTICS	WS	H	10/24/2003	30	1	60
16*	ADLER	PIRRO	NARCOTICS	WC	D	12/09/2003	16	0	16

<sup>1</sup> The prosecuting official authorized the filing of the application under provisions of the state's statute. (See Table 1 for this state's statutory citation.)

<sup>2</sup> Type: WS = Standard Telephone (Wire), WC = Cellular or Mobile Telephone (Wire), WO = Other (Wire), OM = Microphone (Oral), OO = Other (Oral), ED = Digital Pager (Electronic), EE = Computer or E-Mail (Electronic), EF = Fax Machine (Electronic), EO = Other (Electronic).

<sup>3</sup> Location: H = Personal Residence, B = Business, A = Public Area, D = Portable Device, O = Other Location, R = Roving (Relaxed Specification Order), N = Not Specified.

TABLE B-1  
STATE NEW YORK

CALENDAR YEAR 2004

REPORT BY PROSECUTORS OF COURT-AUTHORIZED INTERCEPTS OF WIRE, ORAL, OR ELECTRONIC COMMUNICATIONS  
PURSUANT TO 18 U.S.C. 2519

A.O. Number	Number Of Days in Oper- ation <sup>4</sup>	Average Inter- cepts per Day	Number of <sup>5</sup>			Costs		Number of					
			Persons Inter- cepted	Intercepts	Incrim- inating Intercepts	Total Cost in \$	Other Than Manpower in \$	Arrests	Trials	Motions to Suppress Intercepts <sup>6</sup>			Persons Con- victed
										G	D	P	
WESTCHESTER (CONTINUED)													
16	53	13	37	698	235	RELATED TO NO. 13		-	-	-	-	-	-
17	24	28	49	680	231	21,003	5,163	-	-	-	-	-	-
18	24	2	1	40	1	17,003	1,163	-	-	-	-	-	-
19	117	17	100	2,011	1,089	354,465	6,975	-	-	-	-	-	-
20	89	67	50	5,961	131	RELATED TO NO. 19		-	-	-	-	-	-
21	57	54	40	3,100	300	36,749	1,749	4	-	-	-	-	-
22	55	57	140	3,155	1,812	40,614	4,314	4	-	-	-	-	-
23	NI	-	-	-	-	-	-	-	-	-	-	-	-
24	29	-	-	-	-	23,144	4,004	-	-	-	-	-	-
25	26	24	61	625	353	19,245	2,085	-	-	-	-	-	-
14*	41	85	NR	3,483	251	RELATED TO NO. 1		RELATED TO NO. 1					
15*	35	19	NR	665	7	RELATED TO NO. 1		RELATED TO NO. 1					
16*	10	1	NR	11	4	RELATED TO NO. 1		RELATED TO NO. 1					

<sup>4</sup> NI indicates never installed. I indicates installed but never used. NP indicates no prosecutor's report.

<sup>5</sup> NR indicates not reported or could not be determined.

<sup>6</sup> Motions: G = Granted, D = Denied, P = Pending.

\*This wiretap was terminated during 2003, but was not reported at that time because it was part of an ongoing investigation.

\*\* This wiretap was terminated during 2002 or earlier, but was not reported at that time because it was part of an ongoing investigation.

TABLE B-1  
STATE OHIO

CALENDAR YEAR 2004

REPORT BY JUDGES OF COURT-AUTHORIZED INTERCEPTS OF WIRE, ORAL, OR ELECTRONIC COMMUNICATIONS  
PURSUANT TO 18 U.S.C. 2519

A.O. Number	Authorizing Official		Offense Specified	Intercept		Date of Application	Authorized Length		
	Judge	Prosecutor <sup>1</sup>		Type <sup>2</sup>	Location <sup>3</sup>		Original Order (Days)	Number of Extensions	Total Length (Days)
WASHINGTON									
1	BOYER	CAUTHORN	CORRUPTION	WS	H	03/12/2004	14	0	14

<sup>1</sup> The prosecuting official authorized the filing of the application under provisions of the state's statute. (See Table 1 for this state's statutory citation.)

<sup>2</sup> Type: WS = Standard Telephone (Wire), WC = Cellular or Mobile Telephone (Wire), WO = Other (Wire), OM = Microphone (Oral), OO = Other (Oral), ED = Digital Pager (Electronic), EE = Computer or E-Mail (Electronic), EF = Fax Machine (Electronic), EO = Other (Electronic).

<sup>3</sup> Location: H = Personal Residence, B = Business, A = Public Area, D = Portable Device, O = Other Location, R = Roving (Relaxed Specification Order), N = Not Specified.

TABLE B-1  
STATE OHIO

CALENDAR YEAR 2004

REPORT BY PROSECUTORS OF COURT-AUTHORIZED INTERCEPTS OF WIRE, ORAL, OR ELECTRONIC COMMUNICATIONS  
PURSUANT TO 18 U.S.C. 2519

A.O. Number	Number Of Days in Oper- ation <sup>4</sup>	Average Inter- cepts per Day	Number of <sup>5</sup>			Costs		Number of					
			Persons Inter- cepted	Intercepts	Incrim- inating Intercepts	Total Cost in \$	Other Than Manpower in \$	Arrests	Trials	Motions to Suppress Intercepts <sup>6</sup>			Persons Con- victed
										G	D	P	
WASHINGTON													
1	14	125	51	1,747	189	7,700	1,800	12	-	-	-	-	9

<sup>4</sup> NI indicates never installed. I indicates installed but never used. NP indicates no prosecutor's report.

<sup>5</sup> NR indicates not reported or could not be determined.

<sup>6</sup> Motions: G = Granted, D = Denied, P = Pending.

\*This wiretap was terminated during 2003, but was not reported at that time because it was part of an ongoing investigation.

\*\* This wiretap was terminated during 2002 or earlier, but was not reported at that time because it was part of an ongoing investigation.



TABLE B-1  
STATE OKLAHOMA

CALENDAR YEAR 2004

REPORT BY JUDGES OF COURT-AUTHORIZED INTERCEPTS OF WIRE, ORAL, OR ELECTRONIC COMMUNICATIONS  
PURSUANT TO 18 U.S.C. 2519

A.O. Number	Authorizing Official		Offense Specified	Intercept		Date of Application	Authorized Length		
	Judge	Prosecutor <sup>1</sup>		Type <sup>2</sup>	Location <sup>3</sup>		Original Order (Days)	Number of Extensions	Total Length (Days)
GARFIELD									
1	JOHNSON	SLABOTSKY	MURDER	WS	H	04/23/2004	30	0	30
LINCOLN									
1	JOHNSON	SMOTHERMAN	NARCOTICS	WC	D	06/16/2004	30	1	60
OKLAHOMA									
1	LILE	LANE	NARCOTICS	WC	D	01/21/2004	30	0	30
2	JOHNSON	LANE	NARCOTICS	WC	D	03/17/2004	30	0	30
3	LILE	LANE	NARCOTICS	WC	D	03/17/2004	30	0	30
4	JOHNSON	LANE	NARCOTICS	WC	D	04/09/2004	30	0	30
5	JOHNSON	LANE	MURDER	WC	D	04/23/2004	30	0	30
6	LILE	LANE	NARCOTICS	WC	D	05/13/2004	30	2	90
7	JOHNSON	LANE	NARCOTICS	WC	D	08/04/2004	30	0	30
8	JOHNSON	LANE	NARCOTICS	WC	D	08/04/2004	30	0	30
9	LILE	LANE	NARCOTICS	WC	D	08/04/2004	30	0	30
10	JOHNSON	LANE	NARCOTICS	WC	D	08/24/2004	30	0	30
11	JOHNSON	LANE	NARCOTICS	WS	H	09/01/2004	30	0	30
12	LILE	LANE	NARCOTICS	WC	D	09/16/2004	30	0	30
13	JOHNSON	LANE	NARCOTICS	WC	D	09/30/2004	30	0	30
14	JOHNSON	LANE	NARCOTICS	WC	D	10/21/2004	30	0	30

<sup>1</sup> The prosecuting official authorized the filing of the application under provisions of the state's statute. (See Table 1 for this state's statutory citation.)

<sup>2</sup> Type: WS = Standard Telephone (Wire), WC = Cellular or Mobile Telephone (Wire), WO = Other (Wire), OM = Microphone (Oral), OO = Other (Oral), ED = Digital Pager (Electronic), EE = Computer or E-Mail (Electronic), EF = Fax Machine (Electronic), EO = Other (Electronic).

<sup>3</sup> Location: H = Personal Residence, B = Business, A = Public Area, D = Portable Device, O = Other Location, R = Roving (Relaxed Specification Order), N = Not Specified.

TABLE B-1  
STATE OKLAHOMA

CALENDAR YEAR 2004

REPORT BY PROSECUTORS OF COURT-AUTHORIZED INTERCEPTS OF WIRE, ORAL, OR ELECTRONIC COMMUNICATIONS  
PURSUANT TO 18 U.S.C. 2519

A.O. Number	Number Of Days in Oper- ation <sup>4</sup>	Average Inter- cepts per Day	Number of <sup>5</sup>			Costs		Number of					
			Persons Inter- cepted	Intercepts	Incrim- inating Intercepts	Total Cost in \$	Other Than Manpower in \$	Arrests	Trials	Motions to Suppress Intercepts <sup>6</sup>			Persons Conv- icted
										G	D	P	
GARFIELD													
1	24	71	8	1,698	2	41,604	1,376	-	-	-	-	-	-
LINCOLN													
1	43	51	400	2,178	432	161,000	1,000	23	-	-	-	-	-
OKLAHOMA													
1	30	91	292	2,724	854	799,724	15,000	12	-	-	-	-	-
2	I	-	-	-	-	30,200	2,200	-	-	-	-	-	-
3	30	681	232	20,425	3,050	RELATED TO NO. 1		9	-	-	-	-	-
4	30	29	18	882	81	39,400	4,400	-	-	-	-	-	-
5	30	267	200	7,998	60	41,376	4,256	-	-	-	-	-	-
6	90	181	640	16,326	2,080	RELATED TO NO. 1		22	-	-	-	-	-
7	30	61	128	1,829	234	RELATED TO NO. 10		RELATED TO NO. 10					
8	30	50	171	1,512	373	83,000	3,000	15	-	-	-	-	-
9	28	6	12	180	16	RELATED TO NO. 1		-	-	-	-	-	-
10	30	60	163	1,797	119	83,500	3,500	6	-	-	-	-	-
11	26	78	170	2,030	197	84,800	4,800	11	-	-	-	-	-
12	28	16	55	443	51	RELATED TO NO. 1		2	-	-	-	-	-
13	29	3	NR	73	16	26,480	7,730	-	-	-	-	-	-
14	29	10	NR	278	138	RELATED TO NO. 13		-	-	-	-	-	-

<sup>4</sup> NI indicates never installed. I indicates installed but never used. NP indicates no prosecutor's report.

<sup>5</sup> NR indicates not reported or could not be determined.

<sup>6</sup> Motions: G = Granted, D = Denied, P = Pending.

\*This wiretap was terminated during 2003, but was not reported at that time because it was part of an ongoing investigation.

\*\* This wiretap was terminated during 2002 or earlier, but was not reported at that time because it was part of an ongoing investigation.

TABLE B-1  
STATE PENNSYLVANIA

CALENDAR YEAR 2004

REPORT BY JUDGES OF COURT-AUTHORIZED INTERCEPTS OF WIRE, ORAL, OR ELECTRONIC COMMUNICATIONS  
PURSUANT TO 18 U.S.C. 2519

A.O. Number	Authorizing Official		Offense Specified	Intercept		Date of Application	Authorized Length		
	Judge	Prosecutor <sup>1</sup>		Type <sup>2</sup>	Location <sup>3</sup>		Orig-inal Order (Days)	Num-ber of Exten-sions	Total Length (Days)
ALLEGHENY									
1	MELVIN	BONACCI	NARCOTICS	WS	H	12/10/2003	30	2	67
2	MELVIN	BONACCI	NARCOTICS	WC	D	12/26/2003	30	1	43
3	MELVIN	BONACCI	NARCOTICS	WC	D	01/05/2004	16	0	16
4	MELVIN	BONACCI	NARCOTICS	WC	D	01/22/2004	15	0	15
5	MELVIN	BONACCI	NARCOTICS	WC	D	01/29/2004	15	0	15
6	MELVIN	BONACCI	NARCOTICS	WC	D	02/06/2004	30	0	30
7	MELVIN	BONACCI	NARCOTICS	WC	D	02/18/2004	18	0	18
8	MELVIN	BONACCI	NARCOTICS	WC	D	02/25/2004	27	0	27
CHESTER									
1	KLEIN	CARROLL	NARCOTICS	WC	D	02/05/2004	30	0	30
2	KLEIN	CARROLL	NARCOTICS	WC	D	02/06/2004	30	0	30
3	KLEIN	CARROLL	NARCOTICS	WC	D	02/26/2004	30	1	60
4	KLEIN	CARROLL	NARCOTICS	WC	D	02/26/2004	30	0	30
5	MCCAFFERY	CARROLL	NARCOTICS	WC	D	03/15/2004	30	0	30
6	KLEIN	CARROLL	NARCOTICS	WC	D	03/22/2004	30	0	30
MONTGOMERY									
1	MCCAFFERTY	CASTOR	NARCOTICS	WC	D	01/16/2004	30	0	30
2	GANTMAN	FERMAN	NARCOTICS	WC	D	01/23/2004	30	0	30
3	MCEWEN	CASTOR	CORRUPTION	WC	D	09/23/2004	30	0	30
4	MCEWEN	CASTOR	CORRUPTION	WS	H	09/23/2004	30	0	30
5	MCCAFFERY	CASTOR	MURDER	OM	O	10/06/2004	30	0	30
PIKE									
1	STEVENS	JACOBS	MURDER	WC	D	05/13/2004	10	0	10
2	STEVENS	JACOBS	MURDER	WC	D	05/13/2004	10	0	10
3	STEVENS	JACOBS	MURDER	WC	D	05/24/2004	10	0	10
STATE ATTORNEY GENERAL									
1	CAVANAUGH	PAPPERT	NARCOTICS	WS	H	03/03/2004	30	0	30
2	BOWES	PAPPERT	ROBBERY	WC	D	03/12/2004	20	0	20
3	CAVANAUGH	PAPPERT	NARCOTICS	WC	D	03/18/2004	30	0	30
4	CAVANAUGH	PAPPERT	NARCOTICS	WS	D	04/07/2004	30	0	30
5	CAVANAUGH	PAPPERT	NARCOTICS	WC	D	04/07/2004	30	0	30
6	MCEWEN	PAPPERT	NARCOTICS	WC	D	07/22/2004	30	1	60

<sup>1</sup> The prosecuting official authorized the filing of the application under provisions of the state's statute. (See Table 1 for this state's statutory citation.)

<sup>2</sup> Type: WS = Standard Telephone (Wire), WC = Cellular or Mobile Telephone (Wire), WO = Other (Wire), OM = Microphone (Oral), OO = Other (Oral), ED = Digital Pager (Electronic), EE = Computer or E-Mail (Electronic), EF = Fax Machine (Electronic), EO = Other (Electronic).

<sup>3</sup> Location: H = Personal Residence, B = Business, A = Public Area, D = Portable Device, O = Other Location, R = Roving (Relaxed Specification Order), N = Not Specified.

TABLE B-1  
STATE PENNSYLVANIA

CALENDAR YEAR 2004

REPORT BY PROSECUTORS OF COURT-AUTHORIZED INTERCEPTS OF WIRE, ORAL, OR ELECTRONIC COMMUNICATIONS  
PURSUANT TO 18 U.S.C. 2519

A.O. Number	Number Of Days in Oper- ation <sup>4</sup>	Average Inter- cepts per Day	Number of <sup>5</sup>			Costs		Number of					
			Persons Inter- cepted	Intercepts	Incrim- inating Intercepts	Total Cost in \$	Other Than Manpower in \$	Arrests	Trials	Motions to Suppress Intercepts <sup>6</sup>			Persons Con- victed
										G	D	P	
ALLEGHENY													
1	67	67	73	4,484	1,193	604,425	138,667	23	-	-	-	-	-
2	43	15	10	652	153	RELATED TO NO. 1		RELATED TO NO. 1					
3	16	5	5	80	10	RELATED TO NO. 1		RELATED TO NO. 1					
4	15	2	11	27	11	RELATED TO NO. 1		RELATED TO NO. 1					
5	15	18	6	272	81	RELATED TO NO. 1		RELATED TO NO. 1					
6	30	99	18	2,965	167	RELATED TO NO. 1		RELATED TO NO. 1					
7	18	88	22	1,583	197	RELATED TO NO. 1		RELATED TO NO. 1					
8	27	25	4	663	42	RELATED TO NO. 1		RELATED TO NO. 1					
CHESTER													
1	NI	-	-	-	-	-	-	-	-	-	-	-	-
2	28	79	124	2,215	24	344,369	13,625	8	-	-	-	1	2
3	35	108	83	3,773	248	RELATED TO NO. 2		RELATED TO NO. 2					
4	14	86	63	1,211	85	RELATED TO NO. 2		RELATED TO NO. 2					
5	8	145	40	1,158	12	RELATED TO NO. 2		RELATED TO NO. 2					
6	12	80	12	954	14	RELATED TO NO. 2		RELATED TO NO. 2					
MONTGOMERY													
1	13	42	41	543	192	84,237	2,316	16	-	-	-	2	12
2	11	73	37	801	283	RELATED TO NO. 1		RELATED TO NO. 1					
3	7	63	24	443	79	34,263	1,987	11	-	-	-	-	-
4	7	48	25	335	52	RELATED TO NO. 3		-	-	-	-	-	-
5	1	1	2	1	1	821	-	4	-	-	-	-	-
PIKE													
1	1	2	2	2	-	RELATED TO NO. 3		-	-	-	-	-	-
2	NI	-	-	-	-	-	-	-	-	-	-	-	-
3	1	1	1	1	1	467	-	1	-	-	-	-	-
STATE ATTORNEY GENERAL													
1	20	61	189	1,212	199	248,545	13,079	-	-	-	-	-	-
2	3	71	34	213	64	25,320	5,500	-	-	-	-	-	-
3	30	16	68	485	61	RELATED TO NO. 2		-	-	-	-	-	-
4	30	25	91	750	40	RELATED TO NO. 1		-	-	-	-	-	-
5	26	25	55	660	69	RELATED TO NO. 1		-	-	-	-	-	-
6	49	31	90	1,515	493	169,033	11,525	-	-	-	-	-	-

<sup>4</sup> NI indicates never installed. I indicates installed but never used. NP indicates no prosecutor's report.

<sup>5</sup> NR indicates not reported or could not be determined.

<sup>6</sup> Motions: G = Granted, D = Denied, P = Pending.

\*This wiretap was terminated during 2003, but was not reported at that time because it was part of an ongoing investigation.

\*\* This wiretap was terminated during 2002 or earlier, but was not reported at that time because it was part of an ongoing investigation.

TABLE B-1  
STATE PENNSYLVANIA

CALENDAR YEAR 2004

REPORT BY JUDGES OF COURT-AUTHORIZED INTERCEPTS OF WIRE, ORAL, OR ELECTRONIC COMMUNICATIONS  
PURSUANT TO 18 U.S.C. 2519

A.O. Number	Authorizing Official		Offense Specified	Intercept		Date of Application	Authorized Length		
	Judge	Prosecutor <sup>1</sup>		Type <sup>2</sup>	Location <sup>3</sup>		Original Order (Days)	Number of Extensions	Total Length (Days)
STATE ATTORNEY GENERAL (CONTINUED)									
7	MCEWEN	PAPPERT	NARCOTICS	WS	B	07/22/2004	30	1	60
8	JOYCE	PAPPERT	NARCOTICS	WC	D	08/05/2004	30	0	30
9	JOYCE	PAPPERT	NARCOTICS	WC	D	08/18/2004	30	0	30
10	JOYCE	PAPPERT	NARCOTICS	WC	D	08/18/2004	30	0	30
27*	CAVANAUGH	FISHER	NARCOTICS	WS,ED	H,D	04/08/2003	30	0	30
28*	CAVANAUGH	FISHER	NARCOTICS	WC,ED	D	05/06/2003	30	0	30
29*	CAVANAUGH	FISHER	NARCOTICS	WC,ED	D	06/03/2003	30	0	30
30*	CAVANAUGH	FISHER	NARCOTICS	WS,ED	H,D	06/03/2003	30	0	30

<sup>1</sup> The prosecuting official authorized the filing of the application under provisions of the state's statute. (See Table 1 for this state's statutory citation.)

<sup>2</sup> Type: WS = Standard Telephone (Wire), WC = Cellular or Mobile Telephone (Wire), WO = Other (Wire), OM = Microphone (Oral), OO = Other (Oral), ED = Digital Pager (Electronic), EE = Computer or E-Mail (Electronic), EF = Fax Machine (Electronic), EO = Other (Electronic).

<sup>3</sup> Location: H = Personal Residence, B = Business, A = Public Area, D = Portable Device, O = Other Location, R = Roving (Relaxed Specification Order), N = Not Specified.

TABLE B-1  
STATE PENNSYLVANIA

CALENDAR YEAR 2004

REPORT BY PROSECUTORS OF COURT-AUTHORIZED INTERCEPTS OF WIRE, ORAL, OR ELECTRONIC COMMUNICATIONS  
PURSUANT TO 18 U.S.C. 2519

A.O. Number	Number Of Days in Oper- ation <sup>4</sup>	Average Inter- cepts per Day	Number of <sup>5</sup>			Costs		Number of					
			Persons Inter- cepted	Intercepts	Incrim- inating Intercepts	Total Cost in \$	Other Than Manpower in \$	Arrests	Trials	Motions to Suppress Intercepts <sup>6</sup>			Persons Con- victed
										G	D	P	
STATE ATTORNEY GENERAL (CONTINUED)													
7	49	40	150	1,973	47	RELATED TO NO. 6		-	-	-	-	-	-
8	16	28	77	454	103	60,441	470	RELATED TO NO. 9					
9	23	3	33	73	17	89,116	12,315	19	-	-	-	-	-
10	23	20	67	461	135	RELATED TO NO. 9		RELATED TO NO. 9					
27*	27	44	77	1,185	143	48,787	13,906	-	-	-	-	2	-
28*	29	33	27	943	117	RELATED TO NO. 27*		RELATED TO NO. 27*					
29*	7	62	25	435	53	RELATED TO NO. 27*		RELATED TO NO. 27*					
30*	7	52	25	367	22	RELATED TO NO. 27*		RELATED TO NO. 27*					

<sup>4</sup> NI indicates never installed. I indicates installed but never used. NP indicates no prosecutor's report.

<sup>5</sup> NR indicates not reported or could not be determined.

<sup>6</sup> Motions: G = Granted, D = Denied, P = Pending.

\*This wiretap was terminated during 2003, but was not reported at that time because it was part of an ongoing investigation.

\*\* This wiretap was terminated during 2002 or earlier, but was not reported at that time because it was part of an ongoing investigation.

TABLE B-1  
STATE TENNESSEE

CALENDAR YEAR 2004

REPORT BY JUDGES OF COURT-AUTHORIZED INTERCEPTS OF WIRE, ORAL, OR ELECTRONIC COMMUNICATIONS  
PURSUANT TO 18 U.S.C. 2519

A.O. Number	Authorizing Official		Offense Specified	Intercept		Date of Application	Authorized Length		
	Judge	Prosecutor <sup>1</sup>		Type <sup>2</sup>	Location <sup>3</sup>		Original Order (Days)	Number of Extensions	Total Length (Days)
DAVIDSON									
1	NORMAN	JOHNSON	NARCOTICS	WC	D	10/17/2003	30	2	90
2	NORMAN	JOHNSON	NARCOTICS	WC	D	11/12/2003	30	1	60
3	NORMAN	JOHNSON	NARCOTICS	WC	D	11/18/2003	30	8	270
4	NORMAN	JOHNSON	NARCOTICS	WC	D	11/18/2003	30	1	60
5	NORMAN	JOHNSON	NARCOTICS	WC	D	12/01/2003	30	1	60
6	NORMAN	JOHNSON	NARCOTICS	WC	D	12/08/2003	30	4	150
7	NORMAN	JOHNSON	NARCOTICS	WC	D	12/23/2003	30	6	210
8	NORMAN	JOHNSON	NARCOTICS	WC	D	01/05/2004	30	0	30
9	NORMAN	JOHNSON	NARCOTICS	WC	D	01/05/2004	30	0	30
10	NORMAN	JOHNSON	NARCOTICS	WC	D	01/14/2004	30	0	30
11	NORMAN	JOHNSON	NARCOTICS	WC	D	01/14/2004	30	1	60
12	NORMAN	JOHNSON	NARCOTICS	WC	D	01/27/2004	30	0	30
13	NORMAN	JOHNSON	NARCOTICS	WC	D	01/27/2004	30	0	30
14	NORMAN	JOHNSON	NARCOTICS	WC	D	01/27/2004	30	0	30
15	NORMAN	JOHNSON	NARCOTICS	WC	D	02/05/2004	30	0	30
16	NORMAN	JOHNSON	NARCOTICS	WC	D	02/12/2004	30	0	30
17	NORMAN	JOHNSON	NARCOTICS	WC	D	03/08/2004	30	1	60
18	NORMAN	JOHNSON	NARCOTICS	WC	D	04/23/2004	30	3	120
19	NORMAN	JOHNSON	NARCOTICS	WC	D	06/02/2004	30	2	90
20	NORMAN	JOHNSON	NARCOTICS	WC	D	06/07/2004	30	2	90
21	WATKINS	JOHNSON	NARCOTICS	WC	D	06/18/2004	30	3	120
22	NORMAN	JOHNSON	NARCOTICS	WC	D	06/23/2004	30	0	30
23	WATKINS	JOHNSON	NARCOTICS	WC	D	06/28/2004	30	0	30
24	WATKINS	JOHNSON	NARCOTICS	WC	D	07/08/2004	30	1	60
25	WATKINS	JOHNSON	NARCOTICS	WC	D	07/16/2004	30	4	150
26	WATKINS	JOHNSON	NARCOTICS	WC	D	08/02/2004	30	1	60
27	WATKINS	JOHNSON	NARCOTICS	WC	D	08/02/2004	30	2	90
28	WATKINS	JOHNSON	NARCOTICS	WC	D	08/27/2004	30	1	60
29	WATKINS	JOHNSON	NARCOTICS	WC	D	08/27/2004	30	2	90
30	WATKINS	JOHNSON	NARCOTICS	WC	D	08/27/2004	30	2	90
31	NORMAN	JOHNSON	NARCOTICS	WC	D	09/04/2004	30	1	60
32	WATKINS	JOHNSON	NARCOTICS	WC	D	09/09/2004	30	2	90

<sup>1</sup> The prosecuting official authorized the filing of the application under provisions of the state's statute. (See Table 1 for this state's statutory citation.)

<sup>2</sup> Type: WS = Standard Telephone (Wire), WC = Cellular or Mobile Telephone (Wire), WO = Other (Wire), OM = Microphone (Oral), OO = Other (Oral), ED = Digital Pager (Electronic), EE = Computer or E-Mail (Electronic), EF = Fax Machine (Electronic), EO = Other (Electronic).

<sup>3</sup> Location: H = Personal Residence, B = Business, A = Public Area, D = Portable Device, O = Other Location, R = Roving (Relaxed Specification Order), N = Not Specified.

TABLE B-1  
STATE TENNESSEE

CALENDAR YEAR 2004

REPORT BY PROSECUTORS OF COURT-AUTHORIZED INTERCEPTS OF WIRE, ORAL, OR ELECTRONIC COMMUNICATIONS  
PURSUANT TO 18 U.S.C. 2519

A.O. Number	Number Of Days in Oper- ation <sup>4</sup>	Average Inter- cepts per Day	Number of <sup>5</sup>			Costs		Number of					
			Persons Inter- cepted	Intercepts	Incrim- inating Intercepts	Total Cost in \$	Other Than Manpower in \$	Arrests	Trials	Motions to Suppress Intercepts <sup>6</sup>			Persons Con- victed
										G	D	P	
DAVIDSON													
1	88	82	380	7,213	1,490	RELATED TO NO. 6		RELATED TO NO. 6					
2	60	50	105	3,010	362	RELATED TO NO. 6		RELATED TO NO. 6					
3	229	128	546	29,284	1,407	RELATED TO NO. 6		RELATED TO NO. 6					
4	55	12	31	654	216	RELATED TO NO. 6		RELATED TO NO. 6					
5	44	12	51	544	126	RELATED TO NO. 6		RELATED TO NO. 6					
6	110	1	30	129	13	833,821	252,278	33	-	-	-	-	-
7	204	75	799	15,367	1,719	RELATED TO NO. 6		RELATED TO NO. 6					
8	1	NR	NR	NR	NR	RELATED TO NO. 6		RELATED TO NO. 6					
9	7	NR	NR	NR	NR	RELATED TO NO. 6		RELATED TO NO. 6					
10	29	147	409	4,260	425	RELATED TO NO. 6		RELATED TO NO. 6					
11	55	19	381	1,068	205	RELATED TO NO. 6		RELATED TO NO. 6					
12	9	30	35	266	38	RELATED TO NO. 6		RELATED TO NO. 6					
13	29	24	95	702	140	RELATED TO NO. 6		RELATED TO NO. 6					
14	13	254	98	3,300	30	RELATED TO NO. 6		RELATED TO NO. 6					
15	30	102	142	3,072	123	RELATED TO NO. 6		RELATED TO NO. 6					
16	13	76	93	986	215	RELATED TO NO. 6		RELATED TO NO. 6					
17	50	18	428	909	-	RELATED TO NO. 6		-	-	-	-	-	-
18	115	115	518	13,255	887	RELATED TO NO. 6		RELATED TO NO. 6					
19	75	-	1	37	-	RELATED TO NO. 6		-	-	-	-	-	-
20	84	NR	NR	NR	NR	RELATED TO NO. 6		RELATED TO NO. 6					
21	110	135	326	14,841	513	RELATED TO NO. 6		-	-	-	-	-	-
22	9	NR	NR	NR	NR	RELATED TO NO. 6		RELATED TO NO. 6					
23	3	NR	NR	NR	NR	RELATED TO NO. 6		-	-	-	-	-	-
24	48	31	44	1,499	324	RELATED TO NO. 6		-	-	-	-	-	-
25	150	54	337	8,070	1,059	RELATED TO NO. 6		-	-	-	-	-	-
26	51	127	259	6,486	849	RELATED TO NO. 6		-	-	-	-	-	-
27	79	183	435	14,435	1,880	RELATED TO NO. 6		-	-	-	-	-	-
28	49	65	159	3,193	259	RELATED TO NO. 6		-	-	-	-	-	-
29	90	15	109	1,323	210	RELATED TO NO. 6		-	-	-	-	-	-
30	90	44	236	3,938	599	RELATED TO NO. 6		-	-	-	-	-	-
31	60	1	10	60	3	RELATED TO NO. 6		RELATED TO NO. 6					
32	90	46	281	4,097	496	RELATED TO NO. 6		RELATED TO NO. 6					

<sup>4</sup> NI indicates never installed. I indicates installed but never used. NP indicates no prosecutor's report.

<sup>5</sup> NR indicates not reported or could not be determined.

<sup>6</sup> Motions: G = Granted, D = Denied, P = Pending.

\*This wiretap was terminated during 2003, but was not reported at that time because it was part of an ongoing investigation.

\*\* This wiretap was terminated during 2002 or earlier, but was not reported at that time because it was part of an ongoing investigation.



TABLE B-1  
STATE TENNESSEE

CALENDAR YEAR 2004

REPORT BY JUDGES OF COURT-AUTHORIZED INTERCEPTS OF WIRE, ORAL, OR ELECTRONIC COMMUNICATIONS  
PURSUANT TO 18 U.S.C. 2519

A.O. Number	Authorizing Official		Offense Specified	Intercept		Date of Application	Authorized Length		
	Judge	Prosecutor <sup>1</sup>		Type <sup>2</sup>	Location <sup>3</sup>		Original Order (Days)	Number of Extensions	Total Length (Days)
DAVIDSON (CONTINUED)									
33	WATKINS	JOHNSON	NARCOTICS	WC	D	10/08/2004	30	1	60
34	WATKINS	JOHNSON	NARCOTICS	WC	D	11/05/2004	30	0	30
35	WATKINS	JOHNSON	NARCOTICS	WC	D	11/09/2004	30	0	30
36	WATKINS	JOHNSON	NARCOTICS	WC	D	11/19/2004	30	0	30
11*	NORMAN	JOHNSON	NARCOTICS	WC	D	09/15/2003	30	4	150

<sup>1</sup> The prosecuting official authorized the filing of the application under provisions of the state's statute. (See Table 1 for this state's statutory citation.)

<sup>2</sup> Type: WS = Standard Telephone (Wire), WC = Cellular or Mobile Telephone (Wire), WO = Other (Wire), OM = Microphone (Oral), OO = Other (Oral), ED = Digital Pager (Electronic), EE = Computer or E-Mail (Electronic), EF = Fax Machine (Electronic), EO = Other (Electronic).

<sup>3</sup> Location: H = Personal Residence, B = Business, A = Public Area, D = Portable Device, O = Other Location, R = Roving (Relaxed Specification Order), N = Not Specified.

TABLE B-1  
STATE TENNESSEE

CALENDAR YEAR 2004

REPORT BY PROSECUTORS OF COURT-AUTHORIZED INTERCEPTS OF WIRE, ORAL, OR ELECTRONIC COMMUNICATIONS  
PURSUANT TO 18 U.S.C. 2519

A.O. Number	Number Of Days in Oper- ation <sup>4</sup>	Average Inter- cepts per Day	Number of <sup>5</sup>			Costs		Number of					
			Persons Inter- cepted	Intercepts	Incrim- inating Intercepts	Total Cost in \$	Other Than Manpower in \$	Arrests	Trials	Motions to Suppress Intercepts <sup>6</sup>			Persons Con- victed
										G	D	P	
DAVIDSON (CONTINUED)													
33	60	5	51	279	57	RELATED TO NO. 6	-	-	-	-	-	-	-
34	19	129	115	2,455	396	RELATED TO NO. 6	-	-	-	-	-	-	-
35	15	90	122	1,347	430	RELATED TO NO. 6	-	-	-	-	-	-	-
36	5	32	40	158	48	RELATED TO NO. 6	-	-	-	-	-	-	-
11*	150	19	132	2,835	402	RELATED TO NO. 6	RELATED TO NO. 6						

<sup>4</sup> NI indicates never installed. I indicates installed but never used. NP indicates no prosecutor's report.

<sup>5</sup> NR indicates not reported or could not be determined.

<sup>6</sup> Motions: G = Granted, D = Denied, P = Pending.

\*This wiretap was terminated during 2003, but was not reported at that time because it was part of an ongoing investigation.

\*\* This wiretap was terminated during 2002 or earlier, but was not reported at that time because it was part of an ongoing investigation.

TABLE B-1  
STATE WISCONSIN

CALENDAR YEAR 2004

REPORT BY JUDGES OF COURT-AUTHORIZED INTERCEPTS OF WIRE, ORAL, OR ELECTRONIC COMMUNICATIONS  
PURSUANT TO 18 U.S.C. 2519

A.O. Number	Authorizing Official		Offense Specified	Intercept		Date of Application	Authorized Length		
	Judge	Prosecutor <sup>1</sup>		Type <sup>2</sup>	Location <sup>3</sup>		Original Order (Days)	Number of Extensions	Total Length (Days)
MILWAUKEE									
1	SULLIVAN	MCCANN	NARCOTICS	WC	D	03/12/2004	30	2	64
2	SULLIVAN	MCCANN	NARCOTICS	WC	D	04/29/2004	30	0	30

<sup>1</sup> The prosecuting official authorized the filing of the application under provisions of the state's statute. (See Table 1 for this state's statutory citation.)

<sup>2</sup> Type: WS = Standard Telephone (Wire), WC = Cellular or Mobile Telephone (Wire), WO = Other (Wire), OM = Microphone (Oral), OO = Other (Oral), ED = Digital Pager (Electronic), EE = Computer or E-Mail (Electronic), EF = Fax Machine (Electronic), EO = Other (Electronic).

<sup>3</sup> Location: H = Personal Residence, B = Business, A = Public Area, D = Portable Device, O = Other Location, R = Roving (Relaxed Specification Order), N = Not Specified.

TABLE B-1  
STATE WISCONSIN

CALENDAR YEAR 2004

REPORT BY PROSECUTORS OF COURT-AUTHORIZED INTERCEPTS OF WIRE, ORAL, OR ELECTRONIC COMMUNICATIONS  
PURSUANT TO 18 U.S.C. 2519

A.O. Number	Number Of Days in Oper- ation <sup>4</sup>	Average Inter- cepts per Day	Number of <sup>5</sup>			Costs		Number of					
			Persons Inter- cepted	Intercepts	Incrim- inating Intercepts	Total Cost in \$	Other Than Manpower in \$	Arrests	Trials	Motions to Suppress Intercepts <sup>6</sup>			Persons Con- victed
										G	D	P	
MILWAUKEE													
1	64	203	221	12,999	1,232	201,400	25,000	36	-	-	-	-	3
2	22	NR	NR	NR	NR	RELATED TO NO. 1		RELATED TO NO. 1					

<sup>4</sup> NI indicates never installed. I indicates installed but never used. NP indicates no prosecutor's report.

<sup>5</sup> NR indicates not reported or could not be determined.

<sup>6</sup> Motions: G = Granted, D = Denied, P = Pending.

\*This wiretap was terminated during 2003, but was not reported at that time because it was part of an ongoing investigation.

\*\* This wiretap was terminated during 2002 or earlier, but was not reported at that time because it was part of an ongoing investigation.

SUPPLEMENTARY REPORT BY PROSECUTORS FOR INTERCEPTS TERMINATED IN CALENDAR YEAR 1998  
AS OF DECEMBER 31, 2004

State, County	A.O. Report Number in 1998 Report¹	Date of Application	Additional Activity During Calendar Year 2004							
			Total Cost in \$	Persons Arrested	Trials Completed	Motions to Suppress Intercepts²			Persons Con- victed	Offense for Which Convicted
						G	D	P		
ARIZONA										
MARICOPA										
	4	08/20/1998	-	1	-	-	-	-	-	
FLORIDA										
9TH JUDICIAL CIRCUIT (ORANGE/OSCEOLA)										
	3	08/17/1998	-	1	-	-	-	-	-	

<sup>1</sup> Report numbers followed by parentheses indicate reports linked to other wiretaps involving the same investigation.<sup>2</sup> Motions: G = Granted, D = Denied, P = Pending.

SUPPLEMENTARY REPORT BY PROSECUTORS FOR INTERCEPTS TERMINATED IN CALENDAR YEAR 1999  
AS OF DECEMBER 31, 2004

State, County	A.O. Report Number in 1999 Report¹	Date of Application	Additional Activity During Calendar Year 2004							
			Total Cost in \$	Persons Arrested	Trials Completed	Motions to Suppress Intercepts²			Persons Con- victed	Offense for Which Convicted
						G	D	P		
NEW YORK										
NEW YORK										
	1	04/06/1998	-	-	-	-	-	-	3	BRIBERY
	75	09/27/1999	-	-	-	-	-	-	5	BRIBERY
PENNSYLVANIA										
STATE ATTORNEY GENERAL										
	1	11/23/1998	-	-	-	-	-	-	2	NARCOTICS
	10)	04/08/1999	-	-	-	-	-	-	-	
	11)	04/08/1999	-	-	-	-	-	-	-	
	12)	04/08/1999	-	-	-	-	-	-	-	
	18)	05/20/1999	-	-	-	-	-	-	-	
	19)	05/20/1999	-	-	-	-	-	-	-	

<sup>1</sup> Report numbers followed by parentheses indicate reports linked to other wiretaps involving the same investigation.<sup>2</sup> Motions: G = Granted, D = Denied, P = Pending.

SUPPLEMENTARY REPORT BY PROSECUTORS FOR INTERCEPTS TERMINATED IN CALENDAR YEAR 2000  
AS OF DECEMBER 31, 2004

State, County	A.O. Report Number in 2000 Report¹	Date of Application	Additional Activity During Calendar Year 2004								
			Total Cost in \$	Persons Arrested	Trials Completed	Motions to Suppress Intercepts²			Persons Con- victed	Offense for Which Convicted	
						G	D	P			
ARIZONA											
MARICOPA	6	08/17/2000	-	1	-	-	-	-	-		
STATE ATTORNEY GENERAL											
	2	12/20/1999	-	-	-	-	-	-	1	CONSPIRACY	
NEW YORK											
NEW YORK											
	11)	12/23/1999	-	-	-	-	-	-	-		
OHIO											
WASHINGTON											
	1	06/21/2000	-	-	-	-	-	-	3	NARCOTICS	
	3	08/17/2000	-	-	1	-	1	-	2	NARCOTICS	

<sup>1</sup> Report numbers followed by parentheses indicate reports linked to other wiretaps involving the same investigation.<sup>2</sup> Motions: G = Granted, D = Denied, P = Pending.

SUPPLEMENTARY REPORT BY PROSECUTORS FOR INTERCEPTS TERMINATED IN CALENDAR YEAR 2001  
AS OF DECEMBER 31, 2004

State, County	A.O. Report Number in 2001 Report¹	Date of Application	Additional Activity During Calendar Year 2004							
			Total Cost in \$	Persons Arrested	Trials Completed	Motions to Suppress Intercepts²			Persons Con- victed	Offense for Which Convicted
						G	D	P		
ARIZONA										
STATE ATTORNEY GENERAL	1	04/20/2001	-	1	-	-	-	-	1	NARCOTICS
	2	05/11/2001	-	1	-	-	-	-	1	NARCOTICS
	3	05/16/2001	-	4	-	-	-	-	13	RACKETEERING
FLORIDA										
9TH JUDICIAL CIRCUIT (ORANGE/OSCEOLA)	3	09/07/2001	-	-	3	-	3	-	19	NARCOTICS
	4)	09/07/2001	-	-	-	-	-	-	-	
	5)	09/12/2001	-	-	-	-	-	-	-	
	6)	09/13/2001	-	-	-	-	-	-	-	
	7)	10/10/2001	-	-	-	-	-	-	-	
	9)	10/23/2001	-	-	-	-	-	-	-	
	10)	11/15/2001	-	-	-	-	-	-	-	
18TH JUDICIAL CIRCUIT (BREVARD/SEMINOLE)	3	07/05/2001	-	-	-	-	-	-	2	NARCOTICS
	4)	07/05/2001	-	-	-	-	-	-	-	
	5)	07/05/2001	-	-	-	-	-	-	-	
19TH JUDICIAL CIRCUIT (SAINT LUCIE)	4	03/09/2001	-	-	1	-	1	-	2	MURDER
	5)	04/03/2001	-	-	-	-	-	-	-	
	6)	04/03/2001	-	-	-	-	-	-	-	
	8)	04/03/2001	-	-	-	-	-	-	-	
	9	06/29/2001	67,000	12	-	-	1	-	11	RACKETEERING
	10)	06/29/2001	-	-	-	-	-	-	-	
	12)	09/17/2001	-	-	-	-	-	-	-	
	13	11/01/2001	-	-	-	-	-	-	4	NARCOTICS

<sup>1</sup> Report numbers followed by parentheses indicate reports linked to other wiretaps involving the same investigation.<sup>2</sup> Motions: G = Granted, D = Denied, P = Pending.



SUPPLEMENTARY REPORT BY PROSECUTORS FOR INTERCEPTS TERMINATED IN CALENDAR YEAR 2001  
AS OF DECEMBER 31, 2004 (CONTINUED)

State, County	A.O. Report Number in 2001 Report <sup>1</sup>	Date of Application	Additional Activity During Calendar Year 2004								
			Total Cost in \$	Persons Arrested	Trials Completed	Motions to Suppress Intercepts <sup>2</sup>			Persons Con- victed	Offense for Which Convicted	
						G	D	P			
ILLINOIS											
WHITE											
	4	05/30/2001	-	1	1	-	-	-	1	ASSAULT	
MASSACHUSETTS											
STATE ATTORNEY GENERAL											
	1	03/21/2001	-	4	-	-	-	2	2	NARCOTICS	
	4	09/21/2001	-	9	-	-	8	2	-		
	9)	11/09/2001	-	-	-	-	-	-	-		
NEW JERSEY											
MORRIS											
	1	09/14/2001	-	-	-	-	-	-	1	NARCOTICS	
STATE ATTORNEY GENERAL											
	20**	06/14/1999	-	-	-	-	-	-	3	RACKETEERING	
	28**	(See Appendix Table B-1 in this year's report.)									
	31**	11/08/1999	-	-	-	-	-	-	2	GAMBLING	
NEW YORK											
NEW YORK											
	2)	02/18/2000	-	-	-	-	-	-	-		
	3)	04/13/2000	-	-	-	-	-	-	-		
	16)	01/20/2000	-	-	-	-	-	-	-		
WESTCHESTER											
	27	03/29/2001	-	5	-	-	-	-	-		
	36)	06/07/2001	-	-	-	-	-	-	-		
	37)	06/07/2001	-	-	-	-	-	-	-		
	38)	06/07/2001	-	-	-	-	-	-	-		
	39)	06/07/2001	-	-	-	-	-	-	-		
	40)	06/07/2001	-	-	-	-	-	-	-		
OHIO											
PUTNAM											
	1	09/05/2001	-	-	-	-	-	-	1	RACKETEERING	

<sup>1</sup> Report numbers followed by parentheses indicate reports linked to other wiretaps involving the same investigation.<sup>2</sup> Motions: G = Granted, D = Denied, P = Pending.

SUPPLEMENTARY REPORT BY PROSECUTORS FOR INTERCEPTS TERMINATED IN CALENDAR YEAR 2001  
AS OF DECEMBER 31, 2004 (CONTINUED)

State, County	A.O. Report Number in 2001 Report¹	Date of Application	Additional Activity During Calendar Year 2004							Persons Con- victed	Offense for Which Convicted
			Total Cost in \$	Persons Arrested	Trials Completed	Motions to Suppress Intercepts²					
						G	D	P			
PENNSYLVANIA											
STATE ATTORNEY GENERAL											
	1	01/18/2001	-	-	10	-	-	-	10	NARCOTICS	
	2)	01/18/2001	-	-	-	-	-	-	-		
	3)	02/06/2001	-	-	-	-	-	-	-		
	4	03/19/2001	-	17	1	-	-	-	1	NARCOTICS	
	26	09/12/2001	-	3	-	-	-	1	-		

<sup>1</sup> Report numbers followed by parentheses indicate reports linked to other wiretaps involving the same investigation.<sup>2</sup> Motions: G = Granted, D = Denied, P = Pending.

SUPPLEMENTARY REPORT BY PROSECUTORS FOR INTERCEPTS TERMINATED IN CALENDAR YEAR 2002  
AS OF DECEMBER 31, 2004 (CONTINUED)

State, County	A.O. Report Number in 2002 Report¹	Date of Application	Additional Activity During Calendar Year 2004								Persons Con- victed	Offense for Which Convicted
			Total Cost in \$	Persons Arrested	Trials Completed	Motions to Suppress Intercepts²						
						G	D	P				
ARIZONA												
STATE ATTORNEY GENERAL												
	1	02/26/2002	-	3	-	-	-	-	20	NARCOTICS		
	2	09/16/2002	-	-	-	-	-	-	4	ASSAULT		
CALIFORNIA												
LOS ANGELES												
	19	02/25/2002	-	1	-	-	-	-	1	MURDER		
	32	04/09/2002	-	1	-	-	-	-	1	NARCOTICS		
	33)	04/09/2002	-	-	-	-	-	-	-			
	37	04/25/2002	-	4	-	-	-	-	3	NARCOTICS		
	43	05/21/2002	-	7	-	-	7	-	6	NARCOTICS		
	50	06/14/2002	-	3	1	-	1	-	1	MURDER		
	51)	06/17/2002	-	-	-	-	-	-	-			
	54)	06/20/2002	-	-	-	-	-	-	-			
	61)	07/10/2002	-	-	-	-	-	-	-			
	85	10/08/2002	-	5	-	-	-	-	5	NARCOTICS		
	86)	10/15/2002	-	-	-	-	-	-	-			
	93)	10/30/2002	-	-	-	-	-	-	-			
	96	11/08/2002	-	6	-	-	-	-	6	NARCOTICS		
FLORIDA												
4TH JUDICIAL CIRCUIT (DUVAL)												
	1	02/26/2002	-	23	-	-	-	-	21	RACKETEERING		
	2)	03/22/2002	-	-	-	-	-	-	-			
	3)	04/25/2002	-	-	-	-	-	-	-			
	4	07/01/2002	-	25	-	-	-	-	22	RACKETEERING		
	5)	07/01/2002	-	-	-	-	-	-	-			
	6)	07/01/2002	-	-	-	-	-	-	-			
	7)	07/01/2002	-	-	-	-	-	-	-			
	8)	07/29/2002	-	-	-	-	-	-	-			

<sup>1</sup> Report numbers followed by parentheses indicate reports linked to other wiretaps involving the same investigation.<sup>2</sup> Motions: G = Granted, D = Denied, P = Pending.

SUPPLEMENTARY REPORT BY PROSECUTORS FOR INTERCEPTS TERMINATED IN CALENDAR YEAR 2002  
AS OF DECEMBER 31, 2004 (CONTINUED)

State, County	A.O. Report Number in 2002 Report¹	Date of Application	Additional Activity During Calendar Year 2004							Persons Con- victed	Offense for Which Convicted
			Total Cost in \$	Persons Arrested	Trials Completed	Motions to Suppress Intercepts²					
						G	D	P			
4TH JUDICIAL CIRCUIT (DUVAL) (CONTINUED)											
	9)	07/29/2002	-	-	-	-	-	-	-		
	10)	07/30/2002	-	-	-	-	-	-	-		
	11)	08/14/2002	-	-	-	-	-	-	-		
5TH JUDICIAL CIRCUIT (LAKE/MARION)											
	5	08/09/2002	-	14	-	-	-	-	5	NARCOTICS	
9TH JUDICIAL CIRCUIT (ORANGE/OSCEOLA)											
	12*	09/07/2001	-	-	-	-	-	-	10	NARCOTICS	
	18**	03/11/2000	-	-	-	-	-	-	19	NARCOTICS	
ILLINOIS WHITE											
	2	08/15/2002	-	1	-	-	-	-	1	ASSAULT	
MARYLAND BALTIMORE CITY											
	3	01/28/2002	-	33	-	-	26	-	26	NARCOTICS	
	4)	01/28/2002	-	-	-	-	-	-	-		
	5)	02/26/2002	-	-	-	-	-	-	-		
	6)	02/26/2002	-	-	-	-	-	-	-		
	8)	03/26/2002	-	-	-	-	-	-	-		
	9)	03/26/2002	-	-	-	-	-	-	-		
	10)	03/26/2002	-	-	-	-	-	-	-		
	16	06/27/2002	-	30	-	-	27	-	27	NARCOTICS	
	17)	06/27/2002	-	-	-	-	-	-	-		
	18)	06/27/2002	-	-	-	-	-	-	-		
	21)	07/16/2002	-	-	-	-	-	-	-		
	22)	07/16/2002	-	-	-	-	-	-	-		
	26)	07/25/2002	-	-	-	-	-	-	-		

<sup>1</sup> Report numbers followed by parentheses indicate reports linked to other wiretaps involving the same investigation.<sup>2</sup> Motions: G = Granted, D = Denied, P = Pending.

SUPPLEMENTARY REPORT BY PROSECUTORS FOR INTERCEPTS TERMINATED IN CALENDAR YEAR 2002  
AS OF DECEMBER 31, 2004 (CONTINUED)

State, County	A.O. Report Number in 2002 Report¹	Date of Application	Additional Activity During Calendar Year 2004							
			Total Cost in \$	Persons Arrested	Trials Completed	Motions to Suppress Intercepts²			Persons Con- victed	Offense for Which Convicted
						G	D	P		
MASSACHUSETTS										
STATE ATTORNEY GENERAL										
	1	10/24/2002	-	18	-	-	-	-	2	NARCOTICS
NEW JERSEY										
CAMDEN										
	2	04/09/2002	-	-	-	-	-	-	3	NARCOTICS
HUNTERDON										
	1	08/19/2002	-	-	-	-	-	-	1	NARCOTICS
MORRIS										
	1	07/09/2002	-	-	-	-	-	-	15	NARCOTICS
STATE ATTORNEY GENERAL										
	1	10/26/2001	-	-	-	-	-	-	2	RACKETEERING
	6	01/08/2002	-	-	-	-	-	-	1	NARCOTICS
	28**	(See Appendix Table B-1 in this year's report.)								
NEW YORK										
NASSAU										
	2	01/08/2002	-	-	-	-	-	-	1	NARCOTICS
	3	05/14/2002	-	-	-	-	-	-	1	FIREARMS
NEW YORK										
	2	02/18/2000	-	-	-	-	-	-	1	\$LAUNDERING
NY ORGANIZED CRIME TASK FORCE										
	2	08/09/2000	-	31	-	-	-	-	-	
QUEENS										
	28	01/17/2002	-	-	-	-	-	-	5	POSSESSION
	63	04/23/2002	-	-	-	-	-	-	2	GAMBLING
SUFFOLK										
	1	07/25/2001	-	-	-	-	-	-	6	RACKETEERING
	2)	07/25/2001	-	-	-	-	-	-	-	
	3)	08/06/2001	-	-	-	-	-	-	-	
	4)	08/30/2001	-	-	-	-	-	-	-	

<sup>1</sup> Report numbers followed by parentheses indicate reports linked to other wiretaps involving the same investigation.<sup>2</sup> Motions: G = Granted, D = Denied, P = Pending.

SUPPLEMENTARY REPORT BY PROSECUTORS FOR INTERCEPTS TERMINATED IN CALENDAR YEAR 2002  
AS OF DECEMBER 31, 2004 (CONTINUED)

State, County	A.O. Report Number in 2002 Report¹	Date of Application	Additional Activity During Calendar Year 2004							Persons Con- victed	Offense for Which Convicted
			Total Cost in \$	Persons Arrested	Trials Completed	Motions to Suppress Intercepts²					
						G	D	P			
SUFFOLK (CONTINUED)											
	5)	09/21/2001	-	-	-	-	-	-	-		
	6)	10/19/2001	-	-	-	-	-	-	-		
	7)	12/27/2001	-	-	-	-	-	-	-		
	24	07/25/2002	-	-	-	-	-	-	3	COERCION	
	25)	08/20/2002	-	-	-	-	-	-	-		
	27)	08/30/2002	-	-	-	-	-	-	-		
	28)	09/11/2002	-	-	-	-	-	-	-		
	30)	10/17/2002	-	-	-	-	-	-	-		
	31	11/13/2002	-	-	-	-	-	-	1	NARCOTICS	
	32)	11/13/2002	-	-	-	-	-	-	-		
	33)	11/13/2002	-	-	-	-	-	-	-		
	34)	11/13/2002	-	-	-	-	-	-	-		
	35)	11/13/2002	-	-	-	-	-	-	-		
	36)	12/02/2002	-	-	-	-	-	-	-		
WESTCHESTER											
	4)	12/20/2001	-	-	-	-	-	-	-		
	5)	12/20/2001	-	-	-	-	-	-	-		
	6)	01/25/2002	-	-	-	-	-	-	-		
	7)	01/25/2002	-	-	-	-	-	-	-		
	8)	01/25/2002	-	-	-	-	-	-	-		
	9)	01/25/2002	-	-	-	-	-	-	-		
	10)	02/22/2002	-	-	-	-	-	-	-		
	11)	03/27/2002	-	-	-	-	-	-	-		
	12)	06/17/2002	-	-	-	-	-	-	-		
PENNSYLVANIA											
BERKS											
	1	12/17/2001	-	-	-	-	-	-	1	NARCOTICS	

<sup>1</sup> Report numbers followed by parentheses indicate reports linked to other wiretaps involving the same investigation.<sup>2</sup> Motions: G = Granted, D = Denied, P = Pending.

SUPPLEMENTARY REPORT BY PROSECUTORS FOR INTERCEPTS TERMINATED IN CALENDAR YEAR 2002  
AS OF DECEMBER 31, 2004 (CONTINUED)

State, County	A.O. Report Number in 2002 Report <sup>1</sup>	Date of Application	Additional Activity During Calendar Year 2004								
			Total Cost in \$	Persons Arrested	Trials Completed	Motions to Suppress Intercepts <sup>2</sup>			Persons Con- victed	Offense for Which Convicted	
						G	D	P			
BERKS (CONTINUED)											
	3	01/09/2002	-	-	-	-	-	-	1	NARCOTICS	
	12	11/18/2002	-	-	-	-	1	-	1	NARCOTICS	
	13	11/25/2002	-	-	2	-	3	-	4	NARCOTICS	
MONTGOMERY											
	1	01/02/2002	-	1	1	-	-	-	1	MURDER	
STATE ATTORNEY GENERAL											
	12	09/12/2002	-	-	-	-	-	-	1	NARCOTICS	
	13)	09/12/2002	-	-	-	-	-	-	-		
	14)	09/12/2002	-	-	-	-	-	-	-		
	18	10/28/2002	-	2	-	-	-	-	-		
	22	11/15/2002	-	21	13	-	-	-	13	NARCOTICS	
	23)	11/15/2002	-	-	-	-	-	-	-		

<sup>1</sup> Report numbers followed by parentheses indicate reports linked to other wiretaps involving the same investigation.<sup>2</sup> Motions: G = Granted, D = Denied, P = Pending.

SUPPLEMENTARY REPORT BY PROSECUTORS FOR INTERCEPTS TERMINATED IN CALENDAR YEAR 2003  
AS OF DECEMBER 31, 2004

State, County	A.O. Report Number in 2003 Report¹	Date of Application	Additional Activity During Calendar Year 2004							
			Total Cost in \$	Persons Arrested	Trials Completed	Motions to Suppress Intercepts²			Persons Con- victed	Offense for Which Convicted
						G	D	P		
ARIZONA										
STATE ATTORNEY GENERAL										
	1	02/07/2003	-	2	-	-	-	-	2	NARCOTICS
	2	02/18/2003	-	1	-	-	-	-	3	RACKETEERING
	3	04/11/2003	-	2	-	-	-	-	11	RACKETEERING
	4	06/18/2003	-	16	-	-	-	-	-	
	5	07/29/2003	-	3	-	-	-	-	3	NARCOTICS
	6	08/28/2003	-	1	-	-	-	-	1	NARCOTICS
	7	09/23/2003	-	2	-	-	-	-	2	NARCOTICS
	8	10/20/2003	-	43	-	-	-	-	14	NARCOTICS
CALIFORNIA										
LOS ANGELES										
	4	12/12/2002	-	29	-	3	-	-	9	NARCOTICS
	6	12/13/2002	-	4	-	-	-	-	2	NARCOTICS
	10	12/19/2002	-	2	1	-	-	-	1	MURDER
	11	12/26/2002	-	2	-	-	-	-	1	NARCOTICS
	12	01/03/2003	-	4	-	-	-	-	4	NARCOTICS
	19	01/21/2003	156,000	1	-	-	-	-	-	
	21	01/21/2003	-	1	-	-	-	-	1	NARCOTICS
	24	01/28/2003	13,090	5	-	-	-	-	4	ROBBERY
	26	01/30/2003	-	1	-	-	-	-	1	NARCOTICS
	27	01/30/2003	-	1	-	-	-	-	1	NARCOTICS
	34	02/24/2003	30,300	-	-	-	-	-	-	
	51	04/09/2003	-	2	-	-	-	-	2	NARCOTICS
	55	04/21/2003	-	1	-	-	-	-	1	NARCOTICS
	56	04/22/2003	-	6	-	-	-	-	6	NARCOTICS
	66	05/09/2003	-	10	-	-	-	-	8	NARCOTICS
	71	05/27/2003	135,000	27	-	-	-	-	4	NARCOTICS

<sup>1</sup> Report numbers followed by parentheses indicate reports linked to other wiretaps involving the same investigation.<sup>2</sup> Motions: G = Granted, D = Denied, P = Pending.



SUPPLEMENTARY REPORT BY PROSECUTORS FOR INTERCEPTS TERMINATED IN CALENDAR YEAR 2003  
AS OF DECEMBER 31, 2004 (CONTINUED)

State, County	A.O. Report Number in 2003 Report <sup>1</sup>	Date of Application	Additional Activity During Calendar Year 2004							
			Total Cost in \$	Persons Arrested	Trials Completed	Motions to Suppress Intercepts <sup>2</sup>			Persons Convicted	Offense for Which Convicted
						G	D	P		
LOS ANGELES (CONTINUED)										
	79	06/10/2003	127,000	27	-	-	-	-	5	NARCOTICS
	85)	07/11/2003	-	-	-	-	-	-	-	
	89	07/24/2003	-	6	-	-	-	-	5	NARCOTICS
	91	08/06/2003	37,500	4	-	-	-	-	-	
	95	08/25/2003	31,200	1	-	-	-	-	1	NARCOTICS
	98	08/28/2003	35,600	6	-	-	-	-	6	NARCOTICS
	104)	09/26/2003	-	-	-	-	-	-	-	
	106	10/15/2003	19,300	2	-	-	-	-	-	
	108)	10/17/2003	-	-	-	-	-	-	-	
	110)	10/23/2003	-	-	-	-	-	-	-	
	119*	(See Appendix Table B-1 in this year's report.)								
	120*	(See Appendix Table B-1 in this year's report.)								
	121*	(See Appendix Table B-1 in this year's report.)								
	124*	(See Appendix Table B-1 in this year's report.)								
	126*	(See Appendix Table B-1 in this year's report.)								
	128*	(See Appendix Table B-1 in this year's report.)								
	129*	(See Appendix Table B-1 in this year's report.)								
	130*	(See Appendix Table B-1 in this year's report.)								
	131*	(See Appendix Table B-1 in this year's report.)								
	132*	(See Appendix Table B-1 in this year's report.)								
	134*	(See Appendix Table B-1 in this year's report.)								
	135*	(See Appendix Table B-1 in this year's report.)								
	136*	(See Appendix Table B-1 in this year's report.)								
	137*	(See Appendix Table B-1 in this year's report.)								
	138*	(See Appendix Table B-1 in this year's report.)								
	139*	(See Appendix Table B-1 in this year's report.)								

<sup>1</sup> Report numbers followed by parentheses indicate reports linked to other wiretaps involving the same investigation.<sup>2</sup> Motions: G = Granted, D = Denied, P = Pending.

SUPPLEMENTARY REPORT BY PROSECUTORS FOR INTERCEPTS TERMINATED IN CALENDAR YEAR 2003  
AS OF DECEMBER 31, 2004 (CONTINUED)

State, County	A.O. Report Number in 2003 Report¹	Date of Application	Additional Activity During Calendar Year 2004							Persons Con- victed	Offense for Which Convicted
			Total Cost in \$	Persons Arrested	Trials Completed	Motions to Suppress Intercepts²					
						G	D	P			
LOS ANGELES (CONTINUED)											
	140*	(See Appendix Table B-1 in this year's report.)									
	141*	(See Appendix Table B-1 in this year's report.)									
	142*	(See Appendix Table B-1 in this year's report.)									
	143*	(See Appendix Table B-1 in this year's report.)									
	144*	(See Appendix Table B-1 in this year's report.)									
	145*	(See Appendix Table B-1 in this year's report.)									
	146*	(See Appendix Table B-1 in this year's report.)									
	148*	(See Appendix Table B-1 in this year's report.)									
	151*	(See Appendix Table B-1 in this year's report.)									
SAN BERNARDINO											
	1*	(See Appendix Table B-1 in this year's report.)									
	2*	(See Appendix Table B-1 in this year's report.)									
	3*	(See Appendix Table B-1 in this year's report.)									
	4*	(See Appendix Table B-1 in this year's report.)									
	5*	(See Appendix Table B-1 in this year's report.)									
	6*	(See Appendix Table B-1 in this year's report.)									
	7*	(See Appendix Table B-1 in this year's report.)									
	8*	(See Appendix Table B-1 in this year's report.)									
	9*	(See Appendix Table B-1 in this year's report.)									
	10*	(See Appendix Table B-1 in this year's report.)									
	11*	(See Appendix Table B-1 in this year's report.)									
	12*	(See Appendix Table B-1 in this year's report.)									
	13*	(See Appendix Table B-1 in this year's report.)									
	14*	(See Appendix Table B-1 in this year's report.)									
	15*	(See Appendix Table B-1 in this year's report.)									
	16*	(See Appendix Table B-1 in this year's report.)									
	17*	(See Appendix Table B-1 in this year's report.)									

<sup>1</sup> Report numbers followed by parentheses indicate reports linked to other wiretaps involving the same investigation.<sup>2</sup> Motions: G = Granted, D = Denied, P = Pending.

SUPPLEMENTARY REPORT BY PROSECUTORS FOR INTERCEPTS TERMINATED IN CALENDAR YEAR 2003  
AS OF DECEMBER 31, 2004 (CONTINUED)

State, County	A.O. Report Number in 2003 Report <sup>1</sup>	Date of Application	Additional Activity During Calendar Year 2004							
			Total Cost in \$	Persons Arrested	Trials Completed	Motions to Suppress Intercepts <sup>2</sup>			Persons Con- victed	Offense for Which Convicted
						G	D	P		
SAN DIEGO										
	1	04/07/2003	-	10	-	-	10	-	8	MURDER
	2	04/18/2003	-	11	-	-	10	1	8	MURDER
	7)	08/25/2003	-	-	-	-	-	-	-	
	8)	09/04/2003	-	-	-	-	-	-	-	
	9	09/12/2003	-	5	-	-	-	1	4	MURDER
	10)	10/02/2003	-	-	-	-	-	-	-	
	11	10/17/2003	-	3	-	-	-	1	3	MURDER
	12	11/04/2003	-	25	-	-	-	8	17	MURDER
	13	11/04/2003	-	12	-	-	-	2	4	NARCOTICS
	14)	11/05/2003	-	-	-	-	-	-	-	
SANTA BARBARA										
	1*	(See Appendix Table B-1 in this year's report.)								
	2*	(See Appendix Table B-1 in this year's report.)								
SANTA CLARA										
	1	05/27/2003	-	1	-	-	-	-	-	
TULARE										
	1*	(See Appendix Table B-1 in this year's report.)								
CONNECTICUT										
NEW HAVEN										
	2	09/10/2003	-	3	-	-	-	-	-	
	3	11/18/2003	-	2	-	-	-	-	2	GAMBLING
FLORIDA										
5TH JUDICIAL CIRCUIT (LAKE/MARION)										
	1	08/13/2003	-	-	-	-	2	-	-	
6TH JUDICIAL CIRCUIT (PINELLAS)										
	2	11/05/2003	108,300	14	1	-	-	-	4	NARCOTICS
	3)	12/05/2003	-	-	-	-	-	-	-	
9TH JUDICIAL CIRCUIT (ORANGE/OSCEOLA)										
	2	07/03/2003	-	1	-	-	-	-	-	

<sup>1</sup> Report numbers followed by parentheses indicate reports linked to other wiretaps involving the same investigation.<sup>2</sup> Motions: G = Granted, D = Denied, P = Pending.

SUPPLEMENTARY REPORT BY PROSECUTORS FOR INTERCEPTS TERMINATED IN CALENDAR YEAR 2003  
AS OF DECEMBER 31, 2004 (CONTINUED)

State, County	A.O. Report Number in 2003 Report¹	Date of Application	Additional Activity During Calendar Year 2004							Persons Con- victed	Offense for Which Convicted
			Total Cost in \$	Persons Arrested	Trials Completed	Motions to Suppress Intercepts²					
						G	D	P			
18TH JUDICIAL CIRCUIT (BREVARD/SEMINOLE)											
	1	03/07/2003	-	-	-	-	-	-	2	NARCOTICS	
	2)	03/07/2003	-	-	-	-	-	-	-		
	3)	03/25/2003	-	-	-	-	-	-	-		
	4)	03/25/2003	-	-	-	-	-	-	-		
	5)	04/03/2003	-	-	-	-	-	-	-		
	6)	04/23/2003	-	-	-	-	-	-	-		
	7)	04/28/2003	-	-	-	-	-	-	-		
	8)	05/16/2003	-	-	-	-	-	-	-		
	9)	06/05/2003	-	-	-	-	-	-	-		
	10)	06/09/2003	-	-	-	-	-	-	-		
19TH JUDICIAL CIRCUIT (SAINT LUCIE)											
	9*	(See Appendix Table B-1 in this year's report.)									
STATE ATTORNEY GENERAL											
	1	03/27/2003	-	-	-	-	-	-	24	NARCOTICS	
	5	09/04/2003	-	-	-	-	-	-	3	THEFT	
GEORGIA											
BIBB											
	1	09/25/2003	10,200	24	-	-	-	-	24	NARCOTICS	
	2	10/09/2003	10,400	-	-	-	-	-	-		
	3	10/22/2003	10,200	-	-	-	-	-	-		
	4	11/07/2003	4,212	-	-	-	-	-	-		
ILLINOIS											
MONROE											
	4*	(See Appendix Table B-1 in this year's report.)									
MARYLAND											
BALTIMORE											
	4	10/21/2003	-	8	4	-	-	-	4	NARCOTICS	
	5)	11/03/2003	-	-	-	-	-	-	-		

<sup>1</sup> Report numbers followed by parentheses indicate reports linked to other wiretaps involving the same investigation.<sup>2</sup> Motions: G = Granted, D = Denied, P = Pending.

SUPPLEMENTARY REPORT BY PROSECUTORS FOR INTERCEPTS TERMINATED IN CALENDAR YEAR 2003  
AS OF DECEMBER 31, 2004 (CONTINUED)

State, County	A.O. Report Number in 2003 Report <sup>1</sup>	Date of Application	Additional Activity During Calendar Year 2004								Persons Con- victed	Offense for Which Convicted
			Total Cost in \$	Persons Arrested	Trials Completed	Motions to Suppress Intercepts <sup>2</sup>						
						G	D	P				
BALTIMORE CITY												
	1	11/01/2002	-	13	2	-	12	-	12	NARCOTICS		
	2)	12/20/2002	-	-	-	-	-	-	-			
	3)	01/17/2002	-	-	-	-	-	-	-			
	5	07/16/2003	-	19	-	-	15	-	6	NARCOTICS		
	6)	08/04/2003	-	-	-	-	-	-	-			
	8)	09/02/2003	-	-	-	-	-	-	-			
	29*)	11/26/2002	-	-	-	-	-	-	-			
HARFORD												
	4	10/08/2003	-	-	-	-	-	-	34	GAMBLING		
MASSACHUSETTS												
ESSEX												
	1*	(See Appendix Table B-1 in this year's report.)										
	2*	(See Appendix Table B-1 in this year's report.)										
	3*	(See Appendix Table B-1 in this year's report.)										
	4*	(See Appendix Table B-1 in this year's report.)										
	5*	(See Appendix Table B-1 in this year's report.)										
STATE ATTORNEY GENERAL												
	1	11/05/2003	-	-	-	-	-	8	3	NARCOTICS		
	2)	11/05/2003	-	-	-	-	-	-	-			
NEW JERSEY												
BURLINGTON												
	3	06/17/2003	-	-	-	-	-	-	13	CONSPIRACY		
	4)	07/08/2003	-	-	-	-	-	-	-			
	5)	08/07/2003	-	-	-	-	-	-	-			
	6)	08/07/2003	-	-	-	-	-	-	-			
CAMDEN												
	3	09/04/2003	-	-	-	-	-	-	1	NARCOTICS		
	4	09/12/2003	-	-	-	-	-	-	3	NARCOTICS		

<sup>1</sup> Report numbers followed by parentheses indicate reports linked to other wiretaps involving the same investigation.<sup>2</sup> Motions: G = Granted, D = Denied, P = Pending.

SUPPLEMENTARY REPORT BY PROSECUTORS FOR INTERCEPTS TERMINATED IN CALENDAR YEAR 2003  
AS OF DECEMBER 31, 2004 (CONTINUED)

State, County	A.O. Report Number in 2003 Report¹	Date of Application	Additional Activity During Calendar Year 2004								
			Total Cost in \$	Persons Arrested	Trials Completed	Motions to Suppress Intercepts²			Persons Con- victed	Offense for Which Convicted	
						G	D	P			
CAMDEN (CONTINUED)											
	5)	09/19/2003	-	-	-	-	-	-	-		
ESSEX											
	1*	(See Appendix Table B-1 in this year's report.)									
	2*	(See Appendix Table B-1 in this year's report.)									
	3*	(See Appendix Table B-1 in this year's report.)									
	4*	(See Appendix Table B-1 in this year's report.)									
	5*	(See Appendix Table B-1 in this year's report.)									
	6*	(See Appendix Table B-1 in this year's report.)									
MIDDLESEX											
	3	09/23/2003	12,148	33	-	-	-	1	-		
SALEM											
	5	10/03/2003	-	-	-	-	-	-	5	NARCOTICS	
	6	10/03/2003	-	11	-	-	-	-	8	NARCOTICS	
STATE ATTORNEY GENERAL											
	6	03/04/2003	-	-	-	-	-	-	1	NARCOTICS	
	14	11/18/2003	130,262	7	-	-	-	-	-		
	15*	(See Appendix Table B-1 in this year's report.)									
	16*	(See Appendix Table B-1 in this year's report.)									
	17*	(See Appendix Table B-1 in this year's report.)									
	18*	(See Appendix Table B-1 in this year's report.)									
	19*	(See Appendix Table B-1 in this year's report.)									
	20*	(See Appendix Table B-1 in this year's report.)									
	21*	(See Appendix Table B-1 in this year's report.)									
	22*	(See Appendix Table B-1 in this year's report.)									
	23*	(See Appendix Table B-1 in this year's report.)									
	24*	(See Appendix Table B-1 in this year's report.)									
	25*	(See Appendix Table B-1 in this year's report.)									

<sup>1</sup> Report numbers followed by parentheses indicate reports linked to other wiretaps involving the same investigation.<sup>2</sup> Motions: G = Granted, D = Denied, P = Pending.

SUPPLEMENTARY REPORT BY PROSECUTORS FOR INTERCEPTS TERMINATED IN CALENDAR YEAR 2003  
AS OF DECEMBER 31, 2004 (CONTINUED)

State, County	A.O. Report Number in 2003 Report <sup>1</sup>	Date of Application	Additional Activity During Calendar Year 2004							Persons Con- victed	Offense for Which Convicted
			Total Cost in \$	Persons Arrested	Trials Completed	Motions to Suppress Intercepts <sup>2</sup>					
						G	D	P			
STATE ATTORNEY GENERAL (CONTINUED)											
	26*	(See Appendix Table B-1 in this year's report.)									
	27*	(See Appendix Table B-1 in this year's report.)									
	28*	(See Appendix Table B-1 in this year's report.)									
	29*	(See Appendix Table B-1 in this year's report.)									
	30*	(See Appendix Table B-1 in this year's report.)									
	32*	(See Appendix Table B-1 in this year's report.)									
	33*	(See Appendix Table B-1 in this year's report.)									
	34*	(See Appendix Table B-1 in this year's report.)									
	35*	(See Appendix Table B-1 in this year's report.)									
	36*	(See Appendix Table B-1 in this year's report.)									
	37*	(See Appendix Table B-1 in this year's report.)									
	38*	(See Appendix Table B-1 in this year's report.)									
	39*	(See Appendix Table B-1 in this year's report.)									
	43*	(See Appendix Table B-1 in this year's report.)									
	44*	(See Appendix Table B-1 in this year's report.)									
	45*	(See Appendix Table B-1 in this year's report.)									
	46*	(See Appendix Table B-1 in this year's report.)									
	47*	(See Appendix Table B-1 in this year's report.)									
	48*	(See Appendix Table B-1 in this year's report.)									
	49*	(See Appendix Table B-1 in this year's report.)									
NEW YORK											
BRONX											
	1*	(See Appendix Table B-1 in this year's report.)									
	2*	(See Appendix Table B-1 in this year's report.)									
	3*	(See Appendix Table B-1 in this year's report.)									
	4*	(See Appendix Table B-1 in this year's report.)									
	5*	(See Appendix Table B-1 in this year's report.)									

<sup>1</sup> Report numbers followed by parentheses indicate reports linked to other wiretaps involving the same investigation.<sup>2</sup> Motions: G = Granted, D = Denied, P = Pending.

SUPPLEMENTARY REPORT BY PROSECUTORS FOR INTERCEPTS TERMINATED IN CALENDAR YEAR 2003  
AS OF DECEMBER 31, 2004 (CONTINUED)

State, County	A.O. Report Number in 2003 Report¹	Date of Application	Additional Activity During Calendar Year 2004							Persons Con- victed	Offense for Which Convicted
			Total Cost in \$	Persons Arrested	Trials Completed	Motions to Suppress Intercepts²					
						G	D	P			
DUTCHESS	1	08/30/2002	1,771,000	19	-	-	-	-	15	NARCOTICS	
MONTGOMERY	1	05/13/2003	123,757	7	-	-	7	-	6	NARCOTICS	
	1*	06/07/2002	118,737	9	-	-	-	-	8	NARCOTICS	
NASSAU	1	02/03/2003	-	-	-	-	-	-	5	NARCOTICS	
	4	07/31/2003	-	14	-	-	-	-	7	THEFT	
NEW YORK	2	04/21/2003	-	1	-	-	-	-	-		
	4*	(See Appendix Table B-1 in this year's report.)									
	5*	(See Appendix Table B-1 in this year's report.)									
	6*	(See Appendix Table B-1 in this year's report.)									
	7*	(See Appendix Table B-1 in this year's report.)									
NY ORGANIZED CRIME TASK FORCE	10	07/02/2003	-	22	-	-	20	2	19	NARCOTICS	
	12	07/30/2003	-	13	-	-	-	-	12	NARCOTICS	
NYC SPECIAL NARCOTICS BUREAU	103	11/03/2003	-	2	-	-	-	-	2	NARCOTICS	
	104)	11/03/2003	-	-	-	-	-	-	-		
	106)	11/19/2003	-	-	-	-	-	-	-		
	110)	12/05/2003	-	-	-	-	-	-	-		
	111)	12/05/2003	-	-	-	-	-	-	-		
ONEIDA	1	06/16/2003	-	12	-	-	4	-	7	NARCOTICS	

<sup>1</sup> Report numbers followed by parentheses indicate reports linked to other wiretaps involving the same investigation.<sup>2</sup> Motions: G = Granted, D = Denied, P = Pending.



SUPPLEMENTARY REPORT BY PROSECUTORS FOR INTERCEPTS TERMINATED IN CALENDAR YEAR 2003  
AS OF DECEMBER 31, 2004 (CONTINUED)

State, County	A.O. Report Number in 2003 Report <sup>1</sup>	Date of Application	Additional Activity During Calendar Year 2004							Persons Con- victed	Offense for Which Convicted
			Total Cost in \$	Persons Arrested	Trials Completed	Motions to Suppress Intercepts <sup>2</sup>					
						G	D	P			
QUEENS											
	2	04/29/2002	-	-	-	-	-	-	1	LARCENY	
	8	08/13/2002	-	39	-	-	-	-	21	FRAUD	
	11	09/24/2002	-	9	-	-	-	3	-		
	55	03/19/2003	-	50	-	-	-	2	15	RACKETEERING	
	70	06/12/2003	-	5	-	-	-	-	3	LARCENY	
	89*	(See Appendix Table B-1 in this year's report.)									
	90*	(See Appendix Table B-1 in this year's report.)									
	91*	(See Appendix Table B-1 in this year's report.)									
	92*	(See Appendix Table B-1 in this year's report.)									
	93*	(See Appendix Table B-1 in this year's report.)									
	94*	(See Appendix Table B-1 in this year's report.)									
	95*	(See Appendix Table B-1 in this year's report.)									
	96*	(See Appendix Table B-1 in this year's report.)									
	97*	(See Appendix Table B-1 in this year's report.)									
	98*	(See Appendix Table B-1 in this year's report.)									
	99*	(See Appendix Table B-1 in this year's report.)									
	100*	(See Appendix Table B-1 in this year's report.)									
	101*	(See Appendix Table B-1 in this year's report.)									
	102*	(See Appendix Table B-1 in this year's report.)									
	103*	(See Appendix Table B-1 in this year's report.)									
	104*	(See Appendix Table B-1 in this year's report.)									
	105*	(See Appendix Table B-1 in this year's report.)									
	107*	(See Appendix Table B-1 in this year's report.)									
	108*	(See Appendix Table B-1 in this year's report.)									
	109*	(See Appendix Table B-1 in this year's report.)									
	110*	(See Appendix Table B-1 in this year's report.)									

<sup>1</sup> Report numbers followed by parentheses indicate reports linked to other wiretaps involving the same investigation.<sup>2</sup> Motions: G = Granted, D = Denied, P = Pending.

SUPPLEMENTARY REPORT BY PROSECUTORS FOR INTERCEPTS TERMINATED IN CALENDAR YEAR 2003  
AS OF DECEMBER 31, 2004 (CONTINUED)

State, County	A.O. Report Number in 2003 Report¹	Date of Application	Additional Activity During Calendar Year 2004							Persons Con- victed	Offense for Which Convicted
			Total Cost in \$	Persons Arrested	Trials Completed	Motions to Suppress Intercepts²					
						G	D	P			
QUEENS (CONTINUED)											
	111*	(See Appendix Table B-1 in this year's report.)									
	113*	(See Appendix Table B-1 in this year's report.)									
	114*	(See Appendix Table B-1 in this year's report.)									
	115*	(See Appendix Table B-1 in this year's report.)									
	116*	(See Appendix Table B-1 in this year's report.)									
	117*	(See Appendix Table B-1 in this year's report.)									
	118*	(See Appendix Table B-1 in this year's report.)									
	119*	(See Appendix Table B-1 in this year's report.)									
	120*	(See Appendix Table B-1 in this year's report.)									
	121*	(See Appendix Table B-1 in this year's report.)									
	122*	(See Appendix Table B-1 in this year's report.)									
	123*	(See Appendix Table B-1 in this year's report.)									
	124*	(See Appendix Table B-1 in this year's report.)									
	125*	(See Appendix Table B-1 in this year's report.)									
	126*	(See Appendix Table B-1 in this year's report.)									
	127*	(See Appendix Table B-1 in this year's report.)									
	128*	(See Appendix Table B-1 in this year's report.)									
	129*	(See Appendix Table B-1 in this year's report.)									
	130*	(See Appendix Table B-1 in this year's report.)									
	131*	(See Appendix Table B-1 in this year's report.)									
	132*	(See Appendix Table B-1 in this year's report.)									
	133*	(See Appendix Table B-1 in this year's report.)									
	134*	(See Appendix Table B-1 in this year's report.)									
	135*	(See Appendix Table B-1 in this year's report.)									
	136*	(See Appendix Table B-1 in this year's report.)									
	137*	(See Appendix Table B-1 in this year's report.)									
	138*	(See Appendix Table B-1 in this year's report.)									

<sup>1</sup> Report numbers followed by parentheses indicate reports linked to other wiretaps involving the same investigation.<sup>2</sup> Motions: G = Granted, D = Denied, P = Pending.

SUPPLEMENTARY REPORT BY PROSECUTORS FOR INTERCEPTS TERMINATED IN CALENDAR YEAR 2003  
AS OF DECEMBER 31, 2004 (CONTINUED)

State, County	A.O. Report Number in 2003 Report <sup>1</sup>	Date of Application	Additional Activity During Calendar Year 2004							
			Total Cost in \$	Persons Arrested	Trials Completed	Motions to Suppress Intercepts <sup>2</sup>			Persons Con- victed	Offense for Which Convicted
						G	D	P		
QUEENS (CONTINUED)										
	139*	(See Appendix Table B-1 in this year's report.)								
	140*	(See Appendix Table B-1 in this year's report.)								
	141*	(See Appendix Table B-1 in this year's report.)								
	142*	(See Appendix Table B-1 in this year's report.)								
	143*	(See Appendix Table B-1 in this year's report.)								
	144*	(See Appendix Table B-1 in this year's report.)								
	145*	(See Appendix Table B-1 in this year's report.)								
	146*	(See Appendix Table B-1 in this year's report.)								
	147*	(See Appendix Table B-1 in this year's report.)								
	148*	(See Appendix Table B-1 in this year's report.)								
	149*	(See Appendix Table B-1 in this year's report.)								
	150*	(See Appendix Table B-1 in this year's report.)								
	151*	(See Appendix Table B-1 in this year's report.)								
	152*	(See Appendix Table B-1 in this year's report.)								
	153*	(See Appendix Table B-1 in this year's report.)								
	154*	(See Appendix Table B-1 in this year's report.)								
	155*	(See Appendix Table B-1 in this year's report.)								
	156*	(See Appendix Table B-1 in this year's report.)								
	157*	(See Appendix Table B-1 in this year's report.)								
	158*	(See Appendix Table B-1 in this year's report.)								
	159*	(See Appendix Table B-1 in this year's report.)								
	160*	(See Appendix Table B-1 in this year's report.)								
	161*	(See Appendix Table B-1 in this year's report.)								
	162*	(See Appendix Table B-1 in this year's report.)								
	163*	(See Appendix Table B-1 in this year's report.)								
	164*	(See Appendix Table B-1 in this year's report.)								

<sup>1</sup> Report numbers followed by parentheses indicate reports linked to other wiretaps involving the same investigation.<sup>2</sup> Motions: G = Granted, D = Denied, P = Pending.

SUPPLEMENTARY REPORT BY PROSECUTORS FOR INTERCEPTS TERMINATED IN CALENDAR YEAR 2003  
AS OF DECEMBER 31, 2004 (CONTINUED)

State, County	A.O. Report Number in 2003 Report¹	Date of Application	Additional Activity During Calendar Year 2004							Persons Con- victed	Offense for Which Convicted
			Total Cost in \$	Persons Arrested	Trials Completed	Motions to Suppress Intercepts²					
						G	D	P			
QUEENS (CONTINUED)											
	165*	(See Appendix Table B-1 in this year's report.)									
	166*	(See Appendix Table B-1 in this year's report.)									
	167*	(See Appendix Table B-1 in this year's report.)									
	168*	(See Appendix Table B-1 in this year's report.)									
RENSSELAER											
	1*	(See Appendix Table B-1 in this year's report.)									
	2*	(See Appendix Table B-1 in this year's report.)									
SUFFOLK											
	1	01/30/2003	-	-	-	-	-	-	8	NARCOTICS	
	2)	01/30/2003	-	-	-	-	-	-	-		
	3)	02/21/2003	-	-	-	-	-	-	-		
	4)	02/21/2003	-	-	-	-	-	-	-		
	5)	03/21/2003	-	-	-	-	-	-	-		
	6)	04/17/2003	-	-	-	-	-	-	-		
	7	04/22/2003	-	-	-	-	-	-	8	GAMBLING	
	8)	04/30/2003	-	-	-	-	-	-	-		
	9)	05/08/2003	-	-	-	-	-	-	-		
	10)	05/08/2003	-	-	-	-	-	-	-		
	14)	05/23/2003	-	-	-	-	-	-	-		
	15	05/30/2003	-	-	-	-	-	-	3	NARCOTICS	
	16)	06/17/2003	-	-	-	-	-	-	-		
	18)	06/27/2003	-	-	-	-	-	-	-		
	23)	08/22/2003	-	-	-	-	-	-	-		
	24)	09/12/2003	-	-	-	-	-	-	-		
	25)	09/12/2003	-	-	-	-	-	-	-		
	26)	09/25/2003	-	-	-	-	-	-	-		
	30*	(See Appendix Table B-1 in this year's report.)									

<sup>1</sup> Report numbers followed by parentheses indicate reports linked to other wiretaps involving the same investigation.<sup>2</sup> Motions: G = Granted, D = Denied, P = Pending.

SUPPLEMENTARY REPORT BY PROSECUTORS FOR INTERCEPTS TERMINATED IN CALENDAR YEAR 2003  
AS OF DECEMBER 31, 2004 (CONTINUED)

State, County	A.O. Report Number in 2003 Report <sup>1</sup>	Date of Application	Additional Activity During Calendar Year 2004							
			Total Cost in \$	Persons Arrested	Trials Completed	Motions to Suppress Intercepts <sup>2</sup>			Persons Con- victed	Offense for Which Convicted
						G	D	P		
WESTCHESTER										
	3	12/13/2002	-	-	-	-	-	-	2	NARCOTICS
	4	01/16/2003	-	-	-	-	-	-	2	NARCOTICS
	10	07/03/2003	-	-	-	-	-	-	1	COERCION
	11	09/05/2003	-	7	-	-	-	-	-	
	12)	09/05/2003	-	-	-	-	-	-	-	
	13)	09/05/2003	-	-	-	-	-	-	-	
	14*	(See Appendix Table B-1 in this year's report.)								
	15*	(See Appendix Table B-1 in this year's report.)								
	16*	(See Appendix Table B-1 in this year's report.)								
PENNSYLVANIA										
BERKS										
	2	07/22/2003	-	10	-	-	-	7	1	NARCOTICS
	3)	08/07/2003	-	-	-	-	-	-	-	
	4)	09/11/2003	-	-	-	-	-	-	-	
CUMBERLAND										
	1	03/11/2003	-	-	-	-	-	-	1	MURDER
	2	04/10/2003	-	-	-	-	-	-	1	MURDER
MONTGOMERY										
	1	02/04/2003	-	-	1	-	1	-	26	NARCOTICS
	2)	02/04/2003	-	-	-	-	-	-	-	
	3)	02/04/2003	-	-	-	-	-	-	-	
	4)	02/04/2003	-	-	-	-	-	-	-	
STATE ATTORNEY GENERAL										
	1	01/02/2003	-	-	-	-	-	-	5	NARCOTICS
	2)	01/02/2003	-	-	-	-	-	-	-	
	4	03/06/2003	-	3	-	-	-	-	-	

<sup>1</sup> Report numbers followed by parentheses indicate reports linked to other wiretaps involving the same investigation.<sup>2</sup> Motions: G = Granted, D = Denied, P = Pending.

SUPPLEMENTARY REPORT BY PROSECUTORS FOR INTERCEPTS TERMINATED IN CALENDAR YEAR 2003  
AS OF DECEMBER 31, 2004 (CONTINUED)

State, County	A.O. Report Number in 2003 Report¹	Date of Application	Additional Activity During Calendar Year 2004							Persons Con- victed	Offense for Which Convicted
			Total Cost in \$	Persons Arrested	Trials Completed	Motions to Suppress Intercepts²					
						G	D	P			
STATE ATTORNEY GENERAL (CONTINUED)											
	8)	04/08/2003	-	-	-	-	-	-	-		
	9)	04/08/2003	-	-	-	-	-	-	-		
	18)	09/12/2003	-	-	-	-	-	-	-		
	19	09/26/2003	-	2	-	-	-	-	-		
	20	10/01/2003	-	22	-	-	-	-	29		RACKETEERING
	23	10/16/2003	-	1	-	-	-	-	-		
	25)	10/17/2003	-	-	-	-	-	-	-		
	26)	10/17/2003	-	-	-	-	-	-	-		
	27*	(See Appendix Table B-1 in this year's report.)									
	28*	(See Appendix Table B-1 in this year's report.)									
	29*	(See Appendix Table B-1 in this year's report.)									
	30*	(See Appendix Table B-1 in this year's report.)									
TENNESSEE											
DAVIDSON											
	11*	(See Appendix Table B-1 in this year's report.)									
TEXAS											
BOWIE											
	1	05/20/2003	-	1	1	-	-	-	2		NARCOTICS
HARRIS											
	1	03/05/2003	-	23	20	-	-	-	20		NARCOTICS
VIRGINIA											
STATE ATTORNEY GENERAL											
	1	10/17/2002	-	-	1	-	1	-	-		
	2)	10/17/2002	-	-	-	-	-	-	-		
	3)	10/17/2002	-	-	-	-	-	-	-		
	6)	10/17/2002	-	-	-	-	-	-	-		
	7)	10/17/2002	-	-	-	-	-	-	-		
	8)	10/30/2002	-	-	-	-	-	-	-		
	9)	10/30/2002	-	-	-	-	-	-	-		

<sup>1</sup> Report numbers followed by parentheses indicate reports linked to other wiretaps involving the same investigation.<sup>2</sup> Motions: G = Granted, D = Denied, P = Pending.