

2006 WIRETAP REPORT



Administrative Office of the United States Courts
James C. Duff , Director

[2006 Wiretap Report \(For the Period January 1 Through December 31, 2006\)](#)

Text Tables

Table 1	Jurisdictions With Statutes Authorizing the Interception of Wire, Oral, or Electronic Communications
Table 2	Intercept Orders Issued by Judges During Calendar Year 2006
Table 3	Major Offenses for Which Court-Authorized Intercepts Were Granted
Table 4	Summary of Interceptions of Wire, Oral, or Electronic Communications
Table 5	Average Cost per Order
Table 6	Types of Surveillance Used, Arrests, and Convictions for Intercepts Installed
Table 7	Authorized Intercepts Granted Pursuant to 18 U.S.C. 2519
Table 8	Summary of Supplementary Reports for Intercepts Terminated in Calendar Years 1997 Through 2005
Table 9	Arrests and Convictions Resulting From Intercepts Installed in Calendar Years 1996 Through 2006

Appendix Tables

Table A-1: United States District Courts	Report by Judges
Table A-2: United States District Courts	Supplementary Report by Prosecutors

[Table B-1: State Courts](#)

Report by Judges

[Table B-2: State Courts](#)

Supplementary Report by Prosecutors

Contents

Report of the Director.....	5
Reporting Requirements of the Statute.....	6
Regulations.....	6
Summary and Analysis of Reports by Judges	7
Authorized Lengths of Intercepts	7
Locations	8
Offenses	9
Summary and Analysis of Reports by Prosecuting Officials.....	9
Nature of Intercepts	9
Costs of Intercepts	12
Arrests and Convictions	12
Summary of Reports for Years Ending December 31, 1996 Through 2006	13
Supplementary Reports	13

Text Tables

Table 1	
Jurisdictions With Statutes Authorizing the Interception of Wire, Oral, or Electronic Communications	14
Table 2	
Intercept Orders Issued by Judges During Calendar Year 2006	15
Table 3	
Major Offenses for Which Court-Authorized Intercepts Were Granted	19
Table 4	
Summary of Interceptions of Wire, Oral, or Electronic Communications	23
Table 5	
Average Cost per Order	26
Table 6	
Types of Surveillance Used, Arrests, and Convictions for Intercepts Installed	30
Table 7	
Authorized Intercepts Granted Pursuant to 18 U.S.C. 2519	34
Table 8	
Summary of Supplementary Reports for Intercepts Terminated in Calendar Years 1997 Through 2005	35
Table 9	
Arrests and Convictions Resulting From Intercepts Installed in Calendar Years 1996 Through 2006	39

Appendix Tables

Table A-1: United States District Courts	
Report by Judges.....	40
Table A-2: United States District Courts	
Supplementary Report by Prosecutors.....	88
Table B-1: State Courts	
Report by Judges.....	116
Table B-2: State Courts	
Supplementary Report by Prosecutors.....	246

Report of the Director of the Administrative Office of the United States Courts

on

Applications for Orders Authorizing or Approving the Interception of Wire, Oral, or Electronic Communications

The Omnibus Crime Control and Safe Streets Act of 1968 requires the Administrative Office of the United States Courts (AO) to report to Congress the number and nature of federal and state applications for orders authorizing or approving the interception of wire, oral, or electronic communications. The statute requires that specific information be provided to the AO, including the offense(s) under investigation, the location of the intercept, the cost of the surveillance, and the number of arrests, trials, and convictions that directly result from the surveillance. This report covers intercepts concluded between January 1, 2006, and December 31, 2006, and provides supplementary information on arrests and convictions resulting from intercepts concluded in prior years.

A total of 1,839 intercepts authorized by federal and state courts were completed in 2006, an increase of 4 percent compared to the number terminated in 2005. The number of applications for orders by federal authorities fell 26 percent to 461. The number of applications reported by state prosecuting officials grew 20 percent to 1,378, with 23 states providing reports, one more than in 2005. Installed wiretaps were in operation an average of 40 days per wiretap in 2006, compared to 43 days in 2005. The average number of persons whose communications were intercepted increased from 107 per wiretap order in 2005 to 122 per wiretap order in 2006. The average percentage of intercepted communications that were incriminating was 20 percent in 2006, compared to 22 percent in 2005.

Public Law 106-197 amended 18 U.S.C. 2519(2)(b) to require that reporting should reflect the number of wiretap applications granted for which encryption was encountered and whether such encryption prevented law enforcement officials from obtaining the plain text of communications intercepted pursuant to the court orders. In 2006, no instances were reported of encryption encountered during any federal or state wiretap.

The appendix tables of this report list all intercepts reported by judges and prosecuting officials for 2006. Appendix Table A-1 shows reports filed by federal judges and federal prosecuting officials. Appendix Table B-1 presents the same information for state judges and state prosecuting officials. Appendix Tables A-2 and B-2 contain information from the supplementary reports submitted by prosecuting officials about additional arrests and trials in 2006 arising from intercepts initially reported in prior years.

Title 18 U.S.C. Section 2519(2) provides that prosecutors must submit wiretap reports to the AO no later than January 31 of each year. This office, as is customary, sends a letter to the appropriate officials every year reminding them of the statutory mandate. Nevertheless, each year reports are received after the deadline has passed, and the filing of some reports may be delayed to avoid jeopardizing ongoing investigations. A total of 96 state and local prosecutors' reports were missing in 2006, compared to 57 in 2005. Information received after the deadline will be included in next year's Wiretap Report. The AO is grateful for the cooperation and the prompt response we received from many officials around the nation.

James C. Duff
Director

April 2007

Applications for Orders Authorizing or Approving the Interception of Wire, Oral, or Electronic Communications

Reporting Requirements of the Statute

Each federal and state judge is required to file a written report with the Director of the Administrative Office of the United States Courts (AO) on each application for an order authorizing the interception of a wire, oral, or electronic communication (18 U.S.C. 2519(1)). This report is to be furnished within 30 days of the denial of the application or the expiration of the court order (after all extensions have expired). The report must include the name of the official who applied for the order, the offense under investigation, the type of interception device, the general location of the device, and the duration of the authorized intercept.

Prosecuting officials who applied for interception orders are required to submit reports to the AO each January on all orders that were terminated during the previous calendar year. These reports contain information related to the cost of each intercept, the number of days the intercept device was actually in operation, the total number of intercepts, and the number of incriminating intercepts recorded. Results such as arrests, trials, convictions, and the number of motions to suppress evidence related directly to the use of intercepts also are noted.

Neither the judges' reports nor the prosecuting officials' reports contain the names, addresses, or phone numbers of the parties investigated. The AO is **not** authorized to collect this information.

This report tabulates the number of applications for interceptions that were granted or denied, as reported by judges, as well as the number of authorizations for which interception devices were installed, as reported by prosecuting officials. No statistics are available on the number of devices installed for each authorized order. This report does not include interceptions regulated by the Foreign Intelligence Surveillance Act of 1978 (FISA).

No report to the AO is required when an order is issued with the consent of one of the principal parties to the communication. Examples of such situations include the use of a wire interception to investigate

obscene phone calls, the interception of a communication to which a police officer or police informant is a party, or the use of a body microphone. Also, no report to the AO is required for the use of a pen register (a device attached to a telephone line that records or decodes impulses identifying the numbers dialed from that line) unless the pen register is used in conjunction with any wiretap devices whose use must be reported. Pursuant to 18 U.S.C. 3126, the U.S. Department of Justice collects and reports data on pen registers and trap and trace devices.

Regulations

The Director of the AO is empowered to develop and revise the reporting regulations and reporting forms for collecting information on intercepts. Copies of the regulations, the reporting forms, and the federal wiretapping statute may be obtained by writing to the Administrative Office of the United States Courts, Statistics Division, Washington, D.C. 20544.

The Attorney General of the United States, the Deputy Attorney General, the Associate Attorney General, any Assistant Attorney General, any acting Assistant Attorney General, or any specially designated Deputy Assistant Attorney General in the Criminal Division of the Department of Justice may authorize an application to a federal judge for an order authorizing the interception of wire, oral, or electronic communications. On the state level, applications are made by a prosecuting attorney "if such attorney is authorized by a statute of that State to make application to a State court judge of competent jurisdiction."

Many wiretap orders are related to large-scale criminal investigations that cross county and state boundaries. Consequently, arrests, trials, and convictions resulting from these interceptions often do not occur within the same year as the installation of the intercept device. Under 18 U.S.C. 2519(2), prosecuting officials must file supplementary reports on additional court or police activity that occurs as a result of intercepts reported in prior years. Appendix Tables A-2 and B-2 describe the additional activity reported by prosecuting officials in their supplementary reports.

Table 1 shows that 47 jurisdictions (the federal government, the District of Columbia, the Virgin Islands, and 44 states) currently have laws that authorize courts to issue orders permitting wire, oral, or electronic surveillance. During 2006, a total of 24 jurisdictions reported using at least one of these three types of surveillance as an investigative tool.

Summary and Analysis of Reports by Judges

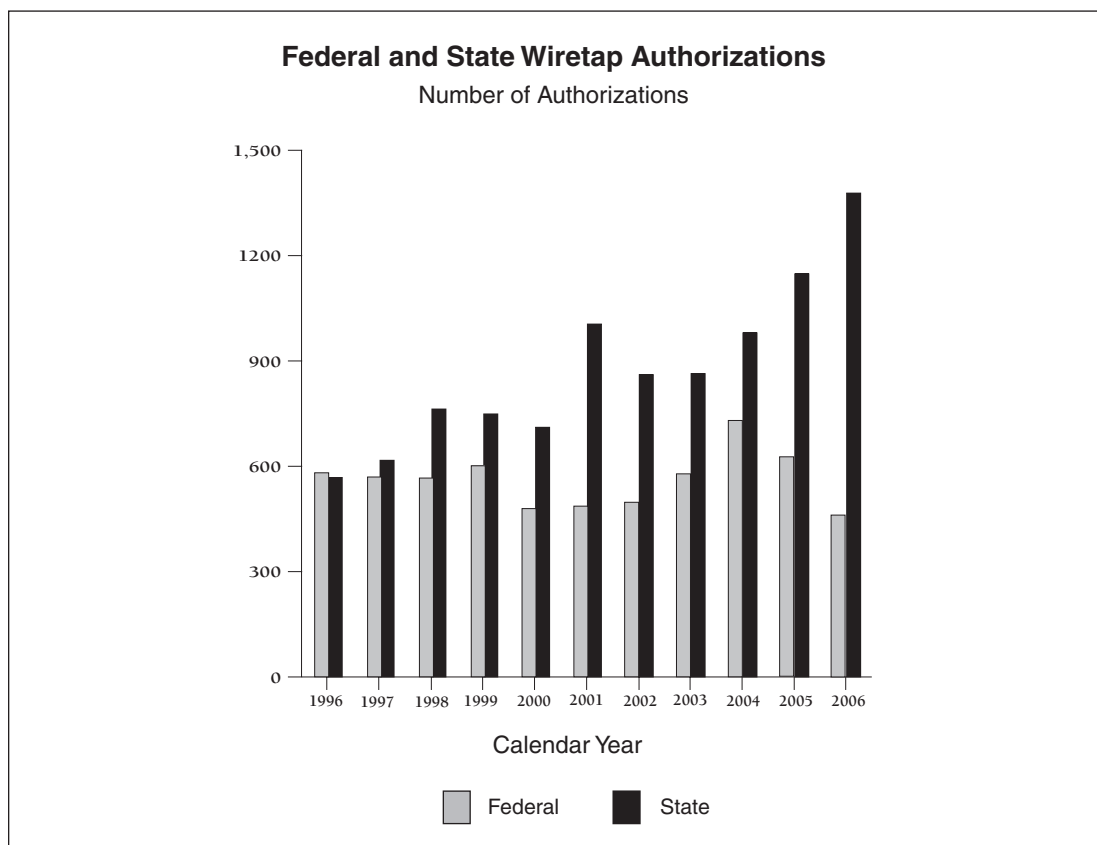
Data on applications for wiretaps terminated during calendar year 2006 appear in Appendix Tables A-1 (federal) and B-1 (state). The reporting numbers used in the appendix tables are reference numbers assigned by the AO; these numbers do not correspond to the authorization or application numbers used by the reporting jurisdictions. The same reporting number is used for any supplemental information reported for a communications intercept in future volumes of the *Wiretap Report*.

The number of wiretaps reported increased by 4 percent in 2006. A total of 1,839 applications were reported as authorized in 2006, including 461 submit-

ted to federal judges and 1,378 to state judges. No applications were denied. Compared to the number approved during 2005, the number of applications reported as approved by federal judges in 2006 fell 26 percent (see sidebar on page 8). The number of applications approved by state judges rose 20 percent. Wiretap applications in California (430 applications), New York (377 applications), New Jersey (189 applications), and Florida (98 applications) accounted for 79 percent of all applications approved by state judges. The number of states reporting wiretap activity was higher than the number for last year (23 states reported such activity in 2006, compared to 22 in 2005). In 2006, a total of 104 separate state jurisdictions (including counties, cities, and judicial districts) submitted reports, which is 7 more than the total for 2005.

Authorized Lengths of Intercepts

Table 2 presents the number of intercept orders issued in each jurisdiction that provided reports, the number of amended intercept orders issued, the number of extensions granted, the average lengths of the original authorizations and their extensions, the total number of days the intercepts actually were in



operation, and the nature of the location where each interception of communications occurred. Most state laws limit the period of surveillance under an original order to 30 days. This period, however, can be lengthened by one or more extensions if the authorizing judge determines that additional time for surveillance is warranted.

During 2006, the average length of an original authorization was 29 days, an increase of 1 day from the average length in 2005. A total of 1,228 extensions were requested and authorized in 2006, a decrease of 10 percent. The average length of an extension rose from 28 days in 2005 to 29 days in 2006. The longest federal intercept occurred in the Northern District of California, where an original 30-day order was extended five times to complete a 180-day wiretap used in a corruption investigation. Among state wiretaps terminating during 2006, the longest was used in a racketeering investigation conducted in New York County, New York; this wiretap, in use for 519 days, required the original order to be extended 19 times. In contrast, 15 federal intercepts and 76 state intercepts were in operation for less than a week.

Locations

The most common location specified in wiretap applications authorized in 2006 was “portable device, carried by/on individual,” a category included for the first time in the *2000 Wiretap Report*. This category was added because wiretaps authorized for devices such as portable digital pagers and cellular telephones did not fit readily into the location categories provided prior to 2000. Since that time, the proportion of wiretaps involving fixed locations has declined as the use of mobile communications devices has become more prevalent. Table 2 shows that in 2006, a total of 92 percent (1,685 wiretaps) of all intercepts authorized involved portable devices such as these, which are not limited to fixed locations. This is a slight increase from 2005, when 91 percent of all intercepts involved portable devices.

The next most common specific location for the placement of wiretaps in 2006 was a “personal residence,” a type of location that includes single-family houses, as well as row houses, apartments, and other multi-family dwellings. Table 2 shows that in 2006, a total of 3 percent (48 wiretaps) of all intercept devices were authorized for personal residences.

Federal Wiretaps

The Department of Justice indicated that it examined the decrease in the reported use of wiretaps in federal investigations reflected in this year’s report to Congress as compared to last year’s report and provided the following comments:

Data provided for the current annual report of the Administrative Office of the United States Courts suggest that the number of federal wiretap-assisted investigations conducted pursuant to 18 U.S.C. 2516 declined in 2006. These data, however, do not reflect a large number of complex and/or sensitive investigations that continued into 2007 and thus could not be reported to the Department of Justice by the deadline, as well as some federal investigations that were under court seal. To avoid reporting such sensitive and/or sealed matters, the Department exercised extremely careful scrutiny this year of wiretap data submitted to it by federal agencies. Based on Department statistics, we believe that if all of these matters could have been included in the data provided to the Administrative Office, the *2006 Wiretap Report* would not reflect any perceptible decrease in the use of court-approved electronic surveillance by federal law enforcement agencies. Any matters that could not be included in the 2006 data should be reported in future editions of the *Wiretap Report* as soon as the underlying investigations are completed and/or the matters become unsealed.

Combinations of locations were cited in 53 federal and state applications (3 percent of the total). Twenty-four wiretaps were authorized for “other” locations, which included such places as prisons, pay telephones in public areas, and motor vehicles. Thirteen wiretaps

were authorized for business establishments such as offices, restaurants, and hotels. Together, “other” and business establishments accounted for 2 percent of all intercepts authorized.

Pursuant to the Electronic Communications Privacy Act of 1986, a specific location need not be cited if the application contains a statement explaining why such specification is not practical or shows “a purpose, on the part of that person (under investigation), to thwart interception by changing facilities” (see 18 U.S.C. 2518 (11)). In these cases, prosecutors use “roving” wiretaps to target a specific person rather than a specific telephone or location. The Intelligence Authorization Act of 1999, enacted on October 20, 1998, amended 18 U.S.C. 2518 (11)(b) to provide that a specific facility need not be cited “if there is probable cause to believe that actions by the person under investigation could have the effect of thwarting interception from a specified facility.” The amendment also specifies that “the order authorizing or approving the interception is limited to interception only for such time as it is reasonable to presume that the person identified in the application is or was reasonably proximate to the instrument through which such communication will be or was transmitted.”

For 2006, authorizations for 15 wiretaps indicated approval with a relaxed specification order, meaning they were considered roving wiretaps. This is an increase from 2005, when eight wiretaps were reported as roving wiretaps. One roving wiretap approved in 2006 was a federal wiretap used in a narcotics investigation. The other 14 roving wiretaps were reported by state authorities: 13 were used in narcotics investigations, and 1 in a racketeering investigation.

Offenses

Violations of drug laws and homicide/assault were the two most prevalent types of offenses investigated through communications intercepts. Racketeering was the third most frequently recorded offense category, and gambling the fourth. Table 3 indicates that 80 percent of all applications for intercepts (1,473 wiretaps) authorized in 2006 cited a drug offense as the most serious offense under investigation. Many applications for court orders indicated that several criminal offenses were under investigation, but Table 3 includes only the most serious criminal offense named in an application. The use of federal

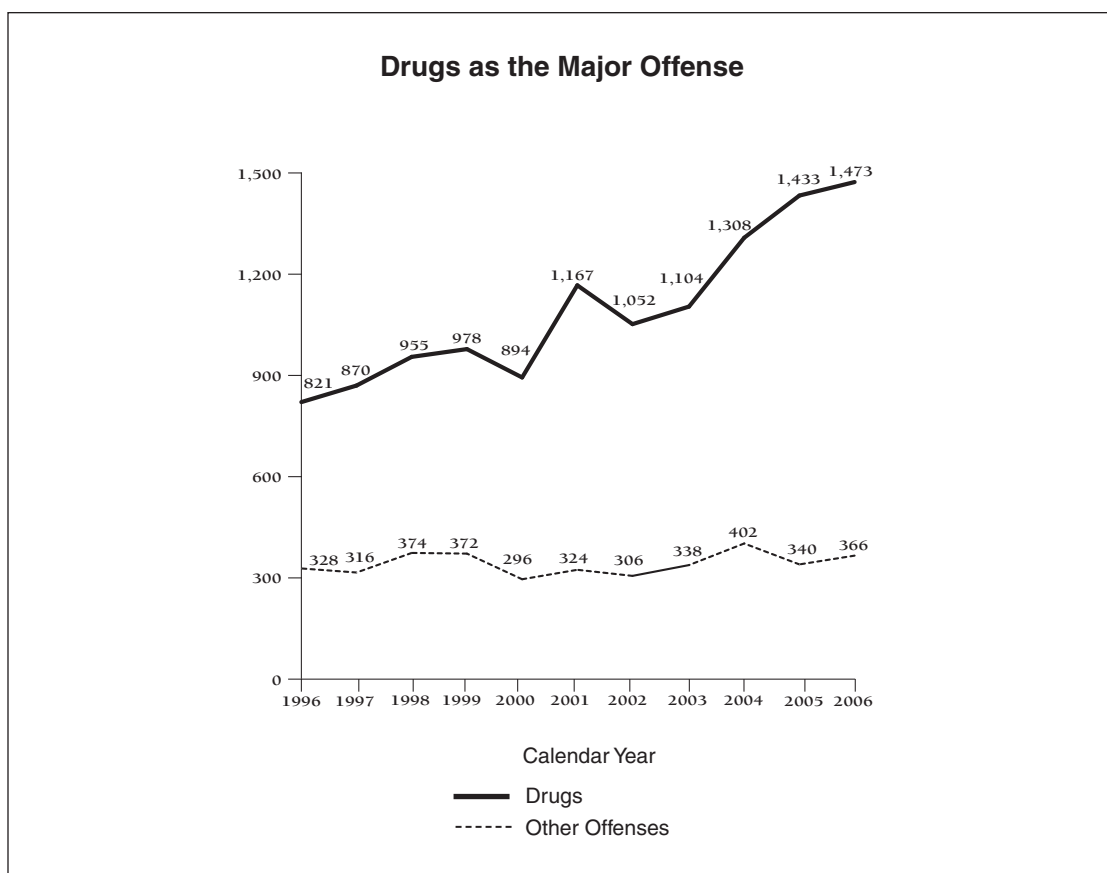
intercepts to conduct drug investigations was most common in the Southern District of New York (61 applications), the Eastern District of New York (34 applications), and the Northern District of Ohio (24 applications). On the state level, the largest numbers of drug-related intercepts were reported by Los Angeles County of California (220 applications), Queens County of New York (87 applications), and the New York City Special Narcotics Bureau (86 applications). Nationwide, homicide/assault (119 orders) was specified in 6 percent of applications as the most serious offense under investigation. Racketeering (90 orders) was specified in 5 percent of applications as the most serious offense under investigation. The categories of gambling (56 orders) and larceny/theft/robbery (20 orders) were specified in 3 percent and 1 percent of applications, respectively. Among the applications citing offenses counted under the category “other” in Table 3, the most frequently reported offenses were conspiracy (27 orders) and corruption (19 orders).

Summary and Analysis of Reports by Prosecuting Officials

In accordance with 18 U.S.C. 2519(2), prosecuting officials must submit reports to the AO no later than January 31 of each year for intercepts terminated during the previous calendar year. Appendix Tables A-1 and B-1 contain information from all prosecutors’ reports submitted for 2006. Judges submitted 96 reports for which the AO received no corresponding reports from prosecuting officials. For these authorizations, the entry “NP” (no prosecutor’s report) appears in the appendix tables. Some of the prosecutors’ reports may have been received too late to include in this report, and some prosecutors delayed filing reports to avoid jeopardizing ongoing investigations. Information received after the deadline will be included in next year’s *Wiretap Report*.

Nature of Intercepts

Of the 1,839 communication interceptions authorized in 2006, reports submitted by prosecutors indicated that intercept devices were installed and results were reported in conjunction with a total of 1,714 orders. As shown in Table 2, orders for 29 wiretaps were approved for which no wiretaps actu-



ally were installed, and results from 96 wiretap orders were not available for reporting by the prosecutors. Table 4 presents information on the average number of intercepts per order, the number of persons whose communications were intercepted, the total number of communications intercepted, and the number of incriminating intercepts. Wiretaps varied extensively with respect to the above characteristics.

In 2006, installed wiretaps were in operation an average of 40 days, three days fewer than the average number of days wiretaps were in operation in 2005. The federal wiretap with the most intercepts occurred in the Northern District of California, where a narcotics investigation involving the interception of cellular telephone communications resulted in the interception of 31,659 messages over 120 days. The federal wiretap with the second highest number of intercepts, also a cellular telephone wiretap, occurred in the Southern District of New York as part of a narcotics investigation; this wiretap was active for 165 days and resulted in a total of 27,167 intercepts. The federal wiretaps with the highest number of interceptions per day also involved cellular telephone intercepts: one wiretap lasting 9 days that was used in a narcotics investigation in the Eastern District of Louisiana produced an

average of 909 interceptions per day, and one wiretap used in a narcotics investigation in the Eastern District of Pennsylvania for 13 days led to an average of 612 interceptions per day.

The state wiretap with the most intercepts occurred in New York County, New York, where a 519-day wiretap used in a racketeering investigation involving the interception of cellular telephone communications resulted in the interception of 105,000 messages, 75,000 of which were incriminating. The 9th Judicial Circuit in Florida reported the state wiretap with the highest number of interceptions per day. In that case, a 60-day standard telephone wiretap at a business location produced an average of 818 intercepts per day for a racketeering investigation. Four other jurisdictions reported wiretaps that averaged more than 600 intercepts per day. A 15-day wiretap used in a murder investigation in Los Angeles County, California, had an average of 683 intercepts per day; a 1-day wiretap used in a murder investigation in Hudson County, New Jersey, averaged 668 intercepts per day; a 30-day wiretap used in a narcotics investigation in San Diego, California, averaged 624 intercepts per day; and a 30-day wiretap used in a narcotics investigation in San Bernardino, California, had an average

of 615 intercepts per day. Nationwide, in 2006 the average number of persons whose communications were intercepted per order in which intercepts were installed was 122, and the average number of communications intercepted was 2,685 per wiretap. An average of 547 intercepts per installed wiretap produced incriminating evidence. The average percentage of incriminating intercepts per order decreased from 22 percent in 2005 to 20 percent in 2006.

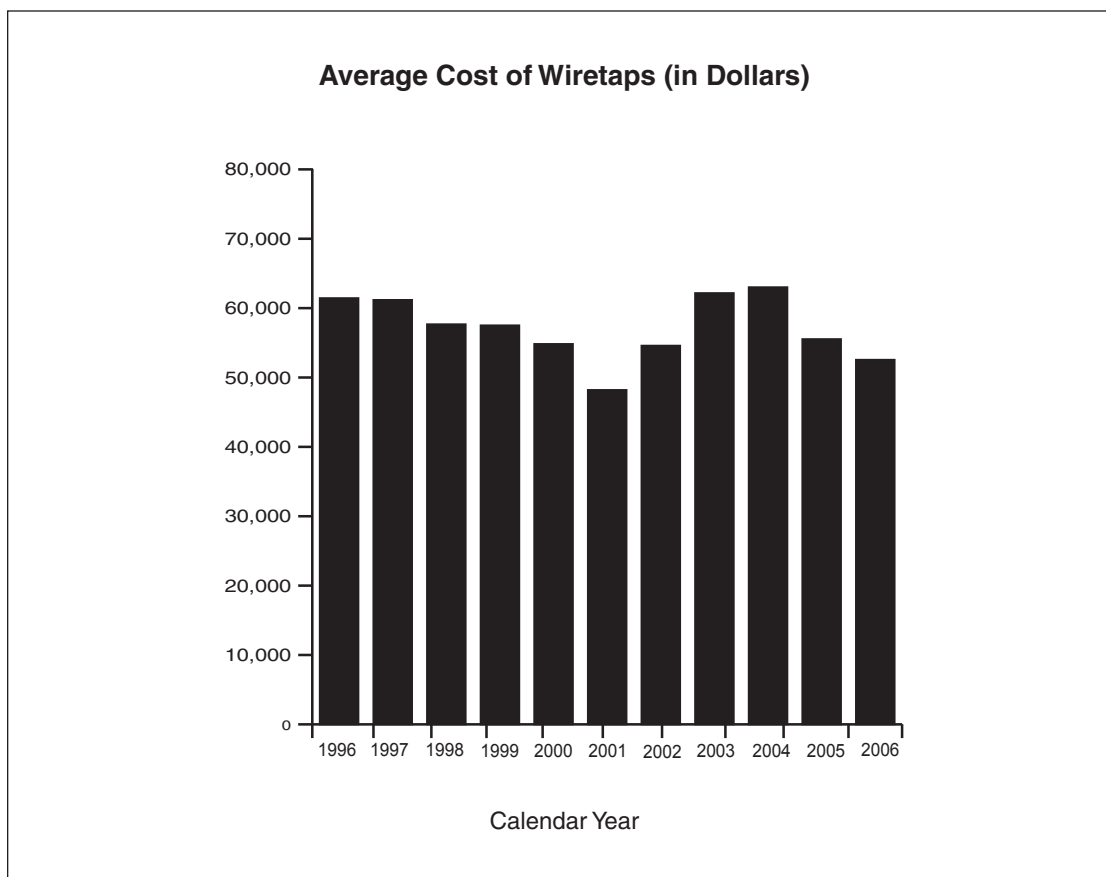
The three major categories of surveillance are wire communications, oral communications, and electronic communications. In the early years of wiretap reporting, nearly all intercepts involved telephone (wire) surveillance, primarily communications made via conventional telephone lines; the remainder involved microphone (oral) surveillance or a combination of wire and oral interception. With the passage of the Electronic Communications Privacy Act of 1986, a third category was added for the reporting of electronic communications, which most commonly involve digital-display paging devices or fax machines, but also may include some computer transmissions.

Table 6 presents the type of surveillance method used for each intercept installed. The most common

method of surveillance reported was “phone wire communication,” which includes all telephones (land line, cellular, cordless, and mobile). Telephone wiretaps accounted for 96 percent (1,650 cases) of intercepts installed in 2006. Of those, 1,604 wiretaps involved cellular/mobile telephones, either as the only type of device under surveillance (1,556 cases) or in combination with other types of telephones (48 cases).

The next most common method of surveillance reported was the oral wiretap, including microphones. Oral wiretaps were used in 1 percent of intercepts (17 cases). The electronic wiretap, which includes devices such as digital display pagers, voice pagers, fax machines, and transmissions via computer such as electronic mail accounted for less than 1 percent (13 cases) of intercepts installed in 2006; 6 of these involved electronic pagers, and 7 involved computers. A combination of surveillance methods was used in 2 percent of intercepts (34 cases); of these combination intercepts, 94 percent (32 cases) included a mobile/cellular telephone as one of the devices monitored.

Public Law 106-197 amended 18 U.S.C. 2519(2)(b) in 2001 to require that reporting should reflect the number of wiretap applications granted in



which encryption was encountered and whether such encryption prevented law enforcement officials from obtaining the plain text of communications intercepted pursuant to the court orders. In 2006, no instances were reported of encryption encountered during any federal or state wiretap.

Costs of Intercepts

Table 5 provides a summary of expenses related to intercept orders in 2006. The expenditures noted reflect the cost of installing intercept devices and monitoring communications for the 1,576 authorizations for which reports included cost data. The average cost of intercept devices installed in 2006 was \$52,551, down 5 percent from the average cost in 2005. For federal wiretaps for which expenses were reported in 2006, the average cost was \$67,044, a 5 percent decrease from the average cost in 2005. The average cost of a state wiretap increased 3 percent to \$46,687 in 2006. For additional information, see Appendix Tables A-1 (federal) & B-1 (state).

Arrests and Convictions

Table 6 presents the numbers of persons arrested and convicted as a result of interceptions reported as terminated in 2006. As of December 31, 2006, a total of 4,376 persons had been arrested based on interceptions of wire, oral, or electronic communications, 6 percent less than in 2005. Wiretaps terminated in 2006 resulted in the conviction of 711 persons as of December 31, 2006, which was 16 percent of the number of persons arrested. Federal wiretaps were responsible for 51 percent of the arrests and 45 percent of the convictions arising from wiretaps during 2006. The Western District of Washington reported the most arrests arising from a wiretap terminated in 2006; a wiretap used in a narcotics investigation there yielded the arrest of 66 persons. A wiretap in Escambia, Florida (1st Judicial Circuit), which resulted in the most arrests of any state intercept terminated in 2006, was the lead wiretap of 7 intercepts authorized for a narcotics investigation that led to the arrest of 63 persons. The leader among state intercepts in producing convictions was a wiretap authorized in Mesa County, Colorado (21st Judicial District), for a narcotics investigation, which led to the conviction of 31 of the 35 persons arrested. The next-largest number of convictions reported to have resulted from a state wiretap occurred in Queens County, New York,

where the lead wiretap of 28 intercepts authorized in a narcotics investigation yielded the conviction of 25 persons. The Eastern District of Tennessee reported the most convictions for any federal wiretap; there the lead wiretap of 6 intercepts authorized in a narcotics investigation produced convictions for all 40 persons arrested. A wiretap that was the lead wiretap of 2 used in a narcotics investigation in the Southern District of Florida resulted in convictions for 38 of the 40 persons arrested.

Federal and state prosecutors often note the importance of electronic surveillance in obtaining arrests and convictions. The Southern District of New York reported that a federal wiretap involving cellular telephone surveillance during a mail fraud investigation led to 16 arrests, including those of 7 New York City employees, and 8 convictions. Surveillance of cellular telephone communications during a bank fraud investigation in the District of Nevada led to 24 arrests. The reporting official stated that this wiretap “allowed identification of additional co-conspirators, [revealed] methods of operation of criminal organization, and obtained incriminating statements.” Officials in the Western District of Kentucky reported that oral surveillance in a barber shop identified 8 additional defendants who participated in a drug conspiracy and led to a 30-count federal indictment that charged 10 defendants with conspiracy to distribute cocaine, crack cocaine, and marijuana. Five of the defendants were convicted of drug conspiracy in 2006.

At the state level, the New York City Special Narcotics Bureau reported that a cellular telephone wiretap in use for 28 days resulted in the seizure of 1,045 pounds of cocaine from a tractor trailer in Hackensack, New Jersey, with an estimated street value of \$42 million. The Drug Enforcement Agency (DEA) Task Force, along with special narcotics investigators and state police, also arrested six individuals. In a separate narcotics investigation, the New York City Special Narcotics Bureau reported that a cellular telephone wiretap in use for 39 days resulted in the seizure of \$9 million and the indictment of 4 individuals for money laundering. The Office of the Attorney General in North Carolina reported that interceptions obtained from a cellular telephone wiretap conducted over 68 days in a narcotics investigation “was crucial to identifying the other members of the organization and [allowed] law enforcement to learn when and where the drug shipments were coming to NC.” As a

result, nine persons were arrested and eight persons were convicted of trafficking in cocaine.

Because criminal cases involving the use of surveillance may still be under active investigation or prosecution, the final results of many of the wiretaps concluded in 2006 may not have been reported. Prosecutors will report additional costs, arrests, trials, motions to suppress evidence, and convictions related directly to these intercepts in future supplementary reports, which will be noted in Appendix Tables A-2 and B-2 of subsequent volumes of the *Wiretap Report*.

Summary of Reports for Years Ending December 31, 1996 Through 2006

Table 7 provides information on intercepts reported each year from 1996 to 2006. This table specifies the number of intercept applications requested, authorized, and installed; the number of extensions granted; the average length of original orders and extensions; the locations of intercepts; the major offenses investigated; average costs; and the average number of persons intercepted, communications intercepted, and incriminating intercepts. From 1996 to 2006, the number of intercept applications authorized, by year (as reported through 2006), increased 54 percent. The majority of wiretaps consistently have been used for drug crime investigations, which accounted for 80 percent of intercept applications in 2006. Between 1996 and 2006, the percentage of drug-related

wiretaps ranged from 71 percent to 81 percent of all authorized applications.

Supplementary Reports

Under 18 U.S.C. 2519(2), prosecuting officials must file supplementary reports on additional court or police activity occurring as a result of intercepts reported in prior years. Because many wiretap orders are related to large-scale criminal investigations that cross county and state boundaries, supplementary reports are necessary to fulfill reporting requirements. Arrests, trials, and convictions resulting from these interceptions often do not occur within the same year in which the intercept was first reported. Appendix Tables A-2 and B-2 provide detailed data from all supplementary reports submitted.

During 2006, a total of 2,276 arrests, 2,348 convictions, and additional costs of \$17,914,424 arose from and were reported for wiretaps completed in previous years. Table 8 summarizes additional prosecution activity by jurisdiction from supplemental reports on intercepts terminated in the years noted. Fifty-five percent of the supplemental reports of additional activity in 2006 involved wiretaps terminated in 2005. Of all supplemental arrests, convictions, and costs reported in 2006, intercepts concluded in 2005 led to 66 percent of arrests, 60 percent of convictions, and 62 percent of expenditures. Table 9 reflects the total number of arrests and convictions resulting from intercepts terminated in calendar years 1996 through 2006.

Table 1
Jurisdictions With Statutes Authorizing the Interception
of Wire, Oral, or Electronic Communications
Effective During the Period January 1 Through December 31, 2006*

Jurisdiction	Statutory Citation**	Reported Use of Wiretap in 2006	Number of Orders Authorized in 2006
Federal	18:2510 - 2520	Yes	461
Alaska	12.37	No	-
Arizona	ARS 13-3010 - 13-3018	Yes	17
California	Penal Code Sections 629.50-629.98	Yes	430
Colorado	16-15-102	Yes	43
Connecticut	54-41a - 54-41t	Yes	2
Delaware	11 Del.C.Chap.24	No	-
District of Columbia	23-541 - 23-556	No	-
Florida	934.01 - 934.10	Yes	98
Georgia	16-11-64	Yes	15
Hawaii	803-41 - 803-48	No	-
Idaho	18-6701 - 18-6710	No	-
Illinois	725 ILCS SEC.5/108B	Yes	1
Indiana	35-33.5-3-1	No	-
Iowa	808B.1 - 808B.9	No	-
Kansas	22-2514 - 22-2516	Yes	1
Louisiana	Act No. 121 3B No.233 15:1308(A)(2)	No	-
Maine	15 M.R.S.A. Sec 709 et seq.	No	-
Maryland	10-401 - 10-411	Yes	67
Massachusetts	272:99	Yes	17
Minnesota	626A.01 - 626A.21	No	-
Mississippi	41-29-501	No	-
Missouri	33-542.400 - 542.422	No	-
Nebraska	86-290 - 86-294	No	-
Nevada	179.410 - 179.515, NRS 200.620	Yes	10
New Hampshire	570-A:1 - A:11	No	-
New Jersey	2A-156A-1 - 156A-34	Yes	189
New Mexico	30-12-2 - 30-12-11	Yes	3
New York	CPL Article 700	Yes	377
North Carolina	N.C.G.S. 15A-286	Yes	11
North Dakota	29-29.2	No	-
Ohio	2933.51 - 2933.66	Yes	28
Oklahoma	13 O.S. 176.1 - 176.14	Yes	7
Oregon	ORS 133.721 - 133.739	Yes	2
Pennsylvania	18 Pa.C.S. Sec 5701-5728	Yes	29
Rhode Island	12-5.1-1 - 12-5.1-16	No	-
South Carolina	SC Code Section 17-30-10 et seq.	Yes	1
South Dakota	23A - 35A	No	-
Tennessee	40-6-301 - 40-6-311	Yes	26
Texas	Crim. Proc. Sec. 18.20	Yes	2
Utah	77-23a-1 - 77-23a-16	No	-
Virgin Islands	5 V.I.C. Sec 4101-4107	No	-
Virginia	19.2-61	No	-
Washington	9.73	No	-
West Virginia	62-1D-11	No	-
Wisconsin	968.27 - 968.33	Yes	2
Wyoming	7-3-701 - 7-3-712	No	-

* Pursuant to provisions of the Omnibus Crime Control and Safe Streets Act of 1968, 18 U.S.C. 2519.

** Includes only those jurisdictions that enacted legislation during or before calendar year 2006.

Table 2
Intercept Orders Issued by Judges During Calendar Year 2006

Reporting Jurisdiction	Number of Intercept Orders					Number of Extensions	Avg. Length (in Days)		Total Number of Days in Operation	Location Authorized in Original Application						
	Authorized	Amended	No Prosecutor's Report	Never Installed	Installed*		Original Authorization	Extensions		Personal Residence	Business	Portable Device	Combination**	Other	Roving	None Specified
TOTAL	1,839	94	96	29	1,714	1,228	29	29	68,380	48	13	1,685	53	24	15	1
FEDERAL	461	1	-	-	461	297	30	30	18,978	5	2	447	5	1	1	-
ARIZONA																
MARICOPA	10	1	-	-	10	8	27	30	376	-	-	8	2	-	-	-
STATE ATTORNEY GENERAL	7	2	-	-	7	6	30	24	328	1	-	5	1	-	-	-
CALIFORNIA																
ALAMEDA	1	-	-	-	1	-	30	-	26	-	-	-	1	-	-	-
CONTRA COSTA	5	1	-	-	5	3	30	30	219	-	-	5	-	-	-	-
FRESNO	2	-	-	-	2	-	30	-	27	1	-	1	-	-	-	-
KINGS COUNTY	1	-	-	-	1	1	27	26	53	-	-	-	1	-	-	-
LOS ANGELES	233	-	2	3	228	44	30	30	7,378	-	-	230	3	-	-	-
NAPA	1	1	-	-	1	-	30	-	9	1	-	-	-	-	-	-
ORANGE	32	-	-	1	31	8	30	30	917	-	-	30	2	-	-	-
RIVERSIDE	23	-	-	1	22	8	30	30	772	-	-	21	2	-	-	-
SAN BERNARDINO	34	-	-	1	33	13	30	30	1,165	-	-	31	3	-	-	-
SAN DIEGO	80	-	-	-	80	68	30	30	3,680	-	-	78	2	-	-	-
SANTA BARBARA	2	1	-	-	2	1	30	30	82	-	-	1	1	-	-	-
SANTA CLARA	1	-	-	-	1	-	30	-	18	-	-	-	1	-	-	-
SHASTA	1	-	-	-	1	-	30	-	19	-	-	-	1	-	-	-
STANISLAUS	3	-	-	-	3	1	30	30	70	-	-	2	1	-	-	-
VENTURA	11	-	-	-	11	3	30	30	321	-	-	6	5	-	-	-
COLORADO																
1ST JUDICIAL DISTRICT (JEFFERSON)	4	-	-	-	4	4	30	30	240	-	-	4	-	-	-	-
2ND JUDICIAL DISTRICT (DENVER)	7	-	-	-	7	2	30	30	217	-	-	7	-	-	-	-
4TH JUDICIAL DISTRICT (EL PASO)	24	-	-	2	22	1	30	30	642	3	-	21	-	-	-	-
21ST JUDICIAL DISTRICT (MESA)	6	-	-	-	6	3	30	30	214	-	-	6	-	-	-	-
9TH JUDICIAL DISTRICT (GARFIELD, PITKIN, RIO BLANCO)	2	-	-	-	2	2	30	30	111	-	-	2	-	-	-	-
CONNECTICUT																
NEW HAVEN	2	-	-	-	2	-	15	-	12	-	-	2	-	-	-	-
FLORIDA																
1ST JUDICIAL CIRCUIT (ESCAMBRIA)	11	1	-	1	10	4	30	30	320	-	-	11	-	-	-	-
4TH JUDICIAL CIRCUIT (DUVAL)	34	5	-	2	32	13	30	30	1,096	-	-	34	-	-	-	-
5TH JUDICIAL CIRCUIT (LAKE/MARION)	3	-	-	-	3	-	30	-	51	-	-	3	-	-	-	-
8TH JUDICIAL CIRCUIT (ALACHUA)	1	-	-	-	1	-	30	-	23	-	-	1	-	-	-	-
9TH JUDICIAL CIRCUIT (ORANGE/OSCEOLA)	6	2	-	-	6	1	30	30	161	-	1	4	1	-	-	-
15TH JUDICIAL CIRCUIT (PALM BEACH)	3	-	-	-	3	-	30	-	10	-	-	3	-	-	-	-

Table 2
Intercept Orders Issued by Judges During Calendar Year 2006 (Continued)

Reporting Jurisdiction	Number of Intercept Orders					Number of Extensions	Avg. Length (in Days)		Total Number of Days in Operation	Location Authorized in Original Application						
	Authorized	Amended	No Prosecutor's Report	Never Installed	Installed*		Original Authorization	Extensions		Personal Residence	Business	Portable Device	Combination**	Other	Roving	None Specified
FLORIDA (CONTINUED)																
17TH JUDICIAL CIRCUIT (BROWARD)	4	-	-	-	4	1	30	30	148	-	-	4	-	-	-	-
18TH JUDICIAL CIRCUIT (BREVARD/SEMINOLE)	18	1	-	-	18	15	30	30	712	-	-	18	-	-	-	-
19TH JUDICIAL CIRCUIT (SAINT LUCIE)	8	1	-	-	8	3	30	30	253	-	-	8	-	-	-	-
STATE ATTORNEY GENERAL	10	2	-	-	10	10	30	22	361	-	-	9	-	-	1	-
GEORGIA																
AUGUSTA	2	-	-	-	2	-	30	-	18	-	-	2	-	-	-	-
BARROW	2	-	-	-	2	-	30	-	29	-	-	2	-	-	-	-
BIBB	2	-	2	-	-	-	30	-	-	-	-	2	-	-	-	-
CHATHAM	1	-	-	-	1	1	30	30	33	-	-	1	-	-	-	-
GWINNETT	2	-	-	-	2	-	30	-	10	-	-	2	-	-	-	-
HOUSTON	3	-	-	-	3	1	30	30	102	-	-	3	-	-	-	-
TIFTON	3	-	-	-	3	4	30	30	206	-	-	3	-	-	-	-
ILLINOIS																
DUPAGE	1	-	-	-	1	-	30	-	3	-	-	-	-	1	-	-
KANSAS																
SHAWNEE	1	1	-	-	1	-	30	-	28	-	-	1	-	-	-	-
MARYLAND																
BALTIMORE	24	-	-	-	24	8	25	30	628	1	-	17	-	-	6	-
BALTIMORE CITY	27	-	1	-	26	28	29	24	1,282	-	-	26	-	-	-	1
CECIL	2	-	-	-	2	1	30	30	51	-	-	2	-	-	-	-
FREDERICK	1	-	-	-	1	-	30	-	26	-	-	1	-	-	-	-
HARFORD	4	-	-	-	4	2	30	30	119	-	-	4	-	-	-	-
HOWARD	2	-	-	-	2	-	30	-	28	-	-	2	-	-	-	-
MONTGOMERY	6	-	-	-	6	3	30	30	160	-	-	6	-	-	-	-
WASHINGTON	1	-	-	-	1	-	30	-	7	-	-	1	-	-	-	-
MASSACHUSETTS																
MIDDLESEX	1	-	-	-	1	-	15	-	10	-	-	-	1	-	-	-
NORFOLK	2	-	-	-	2	-	15	-	1	-	-	-	-	2	-	-
STATE ATTORNEY GENERAL	14	-	-	-	14	14	15	15	382	2	-	12	-	-	-	-
NEVADA																
CLARK	8	-	-	-	8	-	23	-	128	2	1	2	2	1	-	-
ELKO	2	-	-	-	2	-	6	-	2	1	-	1	-	-	-	-
NEW JERSEY																
ATLANTIC	1	-	-	-	1	1	20	10	30	-	-	1	-	-	-	-
BERGEN	16	-	-	1	15	15	20	10	385	2	-	12	-	-	2	-
BURLINGTON	3	3	-	-	3	-	10	-	30	-	-	3	-	-	-	-
CAMDEN	6	-	-	-	6	1	30	30	182	-	-	4	-	1	1	-
ESSEX	3	-	1	-	2	-	7	-	2	2	-	1	-	-	-	-
GLOUCESTER	7	7	7	-	-	-	30	-	-	-	-	-	-	7	-	-
HUDSON	23	1	-	1	22	5	23	10	317	-	-	21	-	1	1	-
MERCER	8	-	-	-	8	6	20	10	210	-	-	8	-	-	-	-
MIDDLESEX	3	-	-	-	3	-	18	-	40	-	-	2	1	-	-	-

Table 2
Intercept Orders Issued by Judges During Calendar Year 2006 (Continued)

Reporting Jurisdiction	Number of Intercept Orders					Number of Extensions	Avg. Length (in Days)		Total Number of Days in Operation	Location Authorized in Original Application						
	Authorized	Amended	No Prosecutor's Report	Never Installed	Installed*		Original Authorization	Extensions		Personal Residence	Business	Portable Device	Combination**	Other	Roving	None Specified
NEW JERSEY (CONTINUED)																
MORRIS	13	-	-	-	13	4	22	10	312	1	-	10	-	-	2	-
PASSAIC	26	-	-	-	26	6	21	17	426	-	-	26	-	-	-	-
SOMERSET	15	-	-	-	15	11	20	10	351	-	-	15	-	-	-	-
STATE ATTORNEY GENERAL	63	4	45	-	18	39	26	27	453	2	2	56	1	1	1	-
WARREN	2	-	-	-	2	2	20	10	59	-	-	2	-	-	-	-
NEW MEXICO																
1ST JUDICIAL DISTRICT (SANTA FE, LOS ALAMOS, RIO ARRIBA)	1	-	-	-	1	-	25	-	25	-	-	-	1	-	-	-
2ND JUDICIAL DISTRICT (BERNALILLO)	2	-	-	-	2	-	30	-	30	-	-	-	2	-	-	-
NEW YORK																
ALBANY	3	2	-	-	3	-	27	-	80	-	-	3	-	-	-	-
CHAUTAUQUA	7	-	-	-	7	1	30	14	198	1	-	6	-	-	-	-
DUTCHESS	7	-	-	-	7	6	30	30	211	-	-	7	-	-	-	-
FULTON	3	1	-	-	3	1	30	30	109	-	-	3	-	-	-	-
KINGS	23	4	-	-	23	32	27	29	1,363	6	2	15	-	-	-	-
MONROE	9	1	-	-	9	1	30	30	191	-	-	8	-	1	-	-
NASSAU	6	5	-	-	6	5	25	30	252	-	-	6	-	-	-	-
NEW YORK	17	3	-	2	15	87	30	29	2,817	1	2	11	3	-	-	-
NY ORGANIZED CRIME TASK FORCE	13	6	-	-	13	30	30	30	934	-	-	7	6	-	-	-
NYC SPECIAL NARCOTICS BUREAU	86	3	-	10	76	44	30	30	3,127	7	-	78	-	1	-	-
ONEIDA	1	1	-	-	1	1	30	30	45	-	-	1	-	-	-	-
QUEENS	129	4	-	3	126	209	27	30	8,680	3	2	121	-	3	-	-
RICHMOND	3	-	-	-	3	1	30	30	117	-	-	3	-	-	-	-
ROCKLAND	15	-	-	1	14	15	30	30	755	-	-	15	-	-	-	-
SARATOGA	2	1	-	-	2	3	30	30	96	-	-	1	1	-	-	-
SCHENECTADY	3	2	-	-	3	3	30	30	122	-	-	2	1	-	-	-
STATE ATTORNEY GENERAL	4	3	-	-	4	19	30	30	516	-	-	2	2	-	-	-
SUFFOLK	38	14	38	-	-	46	30	30	-	1	1	36	-	-	-	-
WESTCHESTER	8	2	-	-	8	7	30	30	369	-	-	8	-	-	-	-
NORTH CAROLINA																
STATE ATTORNEY GENERAL	11	-	-	-	11	3	30	30	263	-	-	11	-	-	-	-
OHIO																
FRANKLIN	11	6	-	-	11	1	30	30	253	-	-	11	-	-	-	-
LORAIN	17	-	-	-	17	7	30	30	431	-	-	17	-	-	-	-
OKLAHOMA																
STATE ATTORNEY GENERAL	7	-	-	-	7	3	30	30	297	-	-	7	-	-	-	-

Table 2
Intercept Orders Issued by Judges During Calendar Year 2006 (Continued)

Reporting Jurisdiction	Number of Intercept Orders					Number of Extensions	Avg. Length (in Days)		Total Number of Days in Operation	Location Authorized in Original Application						
	Authorized	Amended	No Prosecutor's Report	Never Installed	Installed*		Original Authorization	Extensions		Personal Residence	Business	Portable Device	Combination**	Other	Roving	None Specified
OREGON																
LANE	2	-	-	-	2	1	30	30	17	1	-	-	-	1	-	-
PENNSYLVANIA																
DAUPHIN	1	-	-	-	1	-	14	-	12	1	-	-	-	-	-	-
MONTGOMERY	11	-	-	-	11	-	26	-	140	1	-	7	-	3	-	-
STATE ATTORNEY GENERAL	17	-	-	-	17	6	28	30	561	1	-	16	-	-	-	-
SOUTH CAROLINA																
STATE ATTORNEY GENERAL	1	-	-	-	1	-	2	-	1	1	-	-	-	-	-	-
TENNESSEE																
11TH JUDICIAL CIRCUIT (HAMILTON)	5	-	-	-	5	3	30	30	192	-	-	5	-	-	-	-
20TH JUDICIAL DISTRICT (DAVIDSON)	18	1	-	-	18	17	30	30	847	-	-	18	-	-	-	-
2ND JUDICIAL DISTRICT (SULLIVAN)	3	-	-	-	3	3	30	30	180	-	-	3	-	-	-	-
TEXAS																
HARRIS	2	-	-	-	2	1	30	30	47	-	-	2	-	-	-	-
WISCONSIN																
DANE	2	-	-	-	2	-	30	-	43	-	-	2	-	-	-	-

* Based on the number of orders for which intercept devices were installed as reported by the prosecuting official.

** Combination refers to the number of authorized interceptions for which more than one location was reported.

Table 3
Major Offenses for Which Court-Authorized Intercepts Were Granted
Pursuant to 18 U.S.C. 2519
January 1 Through December 31, 2006

Reporting Jurisdiction	Total	Bribery	Gambling	Homicide and Assault	Kidnapping	Larceny, Theft, and Robbery	Loansharking, Usury, and Extortion	Narcotics	Racketeering	Other
TOTAL	1,839	1	56	119	9	20	6	1,473	90	65
FEDERAL	461	1	-	1	2	2	1	432	5	17
ARIZONA										
MARICOPA	10	-	-	3	-	1	-	5	-	1
STATE ATTORNEY GENERAL	7	-	-	-	-	-	-	2	5	-
CALIFORNIA										
ALAMEDA	1	-	-	1	-	-	-	-	-	-
CONTRA COSTA	5	-	-	-	-	-	-	5	-	-
FRESNO	2	-	-	2	-	-	-	-	-	-
KINGS COUNTY	1	-	-	1	-	-	-	-	-	-
LOS ANGELES	233	-	-	12	1	-	-	220	-	-
NAPA	1	-	-	1	-	-	-	-	-	-
ORANGE	32	-	-	3	-	-	-	29	-	-
RIVERSIDE	23	-	-	2	-	-	-	21	-	-
SAN BERNARDINO	34	-	-	6	-	-	-	28	-	-
SAN DIEGO	80	-	-	1	-	-	-	79	-	-
SANTA BARBARA	2	-	-	-	-	-	-	2	-	-
SANTA CLARA	1	-	-	1	-	-	-	-	-	-
SHASTA	1	-	-	-	-	-	-	1	-	-
STANISLAUS	3	-	-	1	-	-	-	2	-	-
VENTURA	11	-	-	8	-	-	-	3	-	-
COLORADO										
1ST JUDICIAL DISTRICT (JEFFERSON)	4	-	-	-	-	-	-	4	-	-
2ND JUDICIAL DISTRICT	7	-	-	-	-	-	-	7	-	-
4TH JUDICIAL DISTRICT (EL PASO)	24	-	-	7	-	-	-	17	-	-
21ST JUDICIAL DISTRICT (MESA)	6	-	-	-	-	-	-	6	-	-
9TH JUDICIAL DISTRICT (GARFIELD, PITKIN, RIO BLANCO)	2	-	-	-	-	-	-	2	-	-
CONNECTICUT										
NEW HAVEN	2	-	-	-	-	-	-	2	-	-
FLORIDA										
1ST JUDICIAL CIRCUIT (ESCAMBRIA)	11	-	-	-	-	-	-	11	-	-
4TH JUDICIAL CIRCUIT (DUVAL)	34	-	-	-	-	-	-	34	-	-
5TH JUDICIAL CIRCUIT (LAKE/MARION)	3	-	-	-	-	-	-	3	-	-
8TH JUDICIAL CIRCUIT (ALACHUA)	1	-	-	-	-	-	-	1	-	-
9TH JUDICIAL CIRCUIT (ORANGE/OSCEOLA)	6	-	-	-	2	-	-	2	2	-
15TH JUDICIAL CIRCUIT (PALM BEACH)	3	-	-	-	-	-	-	3	-	-
17TH JUDICIAL CIRCUIT (BROWARD)	4	-	-	-	-	-	-	-	4	-
18TH JUDICIAL CIRCUIT (BREVARD/SEMINOLE)	18	-	-	-	-	-	-	18	-	-

Table 3
Major Offenses for Which Court-Authorized Intercepts Were Granted
Pursuant to 18 U.S.C. 2519
January 1 Through December 31, 2006 (Continued)

Reporting Jurisdiction	Total	Bribery	Gambling	Homicide and Assault	Kidnapping	Larceny, Theft, and Robbery	Loansharking, Usury, and Extortion	Narcotics	Racketeering	Other
FLORIDA (CONTINUED)										
19TH JUDICIAL CIRCUIT (SAINT LUCIE)	8	-	-	-	-	-	-	-	8	-
STATE ATTORNEY GENERAL	10	-	-	-	-	-	-	10	-	-
GEORGIA										
AUGUSTA	2	-	-	1	-	-	-	1	-	-
BARROW	2	-	-	-	-	-	-	2	-	-
BIBB	2	-	-	-	-	-	-	-	2	-
CHATHAM	1	-	-	-	-	-	-	1	-	-
GWINNETT	2	-	-	-	-	-	-	2	-	-
HOUSTON	3	-	-	-	-	-	-	3	-	-
TIFTON	3	-	-	-	-	-	-	3	-	-
ILLINOIS										
DUPAGE	1	-	-	-	-	-	-	-	-	1
KANSAS										
SHAWNEE	1	-	-	-	-	-	-	1	-	-
MARYLAND										
BALTIMORE	24	-	-	-	-	-	-	7	-	17
BALTIMORE CITY	27	-	-	-	-	-	-	27	-	-
CECIL	2	-	-	-	-	-	-	2	-	-
FREDERICK	1	-	-	-	-	-	-	1	-	-
HARFORD	4	-	-	-	-	-	-	4	-	-
HOWARD	2	-	-	-	-	-	-	2	-	-
MONTGOMERY	6	-	-	-	-	-	-	6	-	-
WASHINGTON	1	-	-	-	-	-	-	1	-	-
MASSACHUSETTS										
MIDDLESEX	1	-	-	1	-	-	-	-	-	-
NORFOLK	2	-	-	2	-	-	-	-	-	-
STATE ATTORNEY GENERAL	14	-	-	-	-	-	5	9	-	-
NEVADA										
CLARK	8	-	-	3	4	-	-	1	-	-
ELKO	2	-	-	-	-	-	-	-	-	2
NEW JERSEY										
ATLANTIC	1	-	-	-	-	-	-	1	-	-
BERGEN	16	-	3	8	-	-	-	5	-	-
BURLINGTON	3	-	-	3	-	-	-	-	-	-
CAMDEN	6	-	-	1	-	-	-	5	-	-
ESSEX	3	-	-	2	-	-	-	1	-	-
GLOUCESTER	7	-	-	7	-	-	-	-	-	-
HUDSON	23	-	-	2	-	-	-	21	-	-
MERCER	8	-	-	-	-	-	-	8	-	-
MIDDLESEX	3	-	-	1	-	-	-	2	-	-
MORRIS	13	-	-	3	-	-	-	10	-	-
PASSAIC	26	-	-	-	-	-	-	26	-	-
SOMERSET	15	-	-	1	-	-	-	14	-	-

Table 3
Major Offenses for Which Court-Authorized Intercepts Were Granted
Pursuant to 18 U.S.C. 2519
January 1 Through December 31, 2006 (Continued)

Reporting Jurisdiction	Total	Bribery	Gambling	Homicide and Assault	Kidnapping	Larceny, Theft, and Robbery	Loansharking, Usury, and Extortion	Narcotics	Racketeering	Other
NEW JERSEY (CONTINUED)										
STATE ATTORNEY GENERAL	63	-	3	4	-	2	-	19	34	1
WARREN	2	-	-	-	-	-	-	2	-	-
NEW MEXICO										
1ST JUDICIAL DISTRICT (SANTA FE, LOS ALAMOS, RIO ARRIBA)	1	-	-	1	-	-	-	-	-	-
2ND JUDICIAL DISTRICT (BERNALILLO)	2	-	-	2	-	-	-	-	-	-
NEW YORK										
ALBANY	3	-	1	-	-	-	-	-	-	2
CHAUTAUQUA	7	-	-	4	-	-	-	3	-	-
DUTCHESS	7	-	-	7	-	-	-	-	-	-
FULTON	3	-	1	-	-	-	-	2	-	-
KINGS	23	-	-	-	-	-	-	9	14	-
MONROE	9	-	-	1	-	-	-	8	-	-
NASSAU	6	-	-	1	-	1	-	3	-	1
NEW YORK	17	-	10	-	-	4	-	1	1	1
NY ORGANIZED CRIME TASK FORCE	13	-	-	-	-	-	-	11	-	2
NYC SPECIAL NARCOTICS BUREAU	86	-	-	-	-	-	-	86	-	-
ONEIDA	1	-	-	-	-	-	-	1	-	-
QUEENS	129	-	31	1	-	10	-	87	-	-
RICHMOND	3	-	-	-	-	-	-	3	-	-
ROCKLAND	15	-	-	-	-	-	-	15	-	-
SARATOGA	2	-	-	-	-	-	-	1	-	1
SCHENECTADY	3	-	1	-	-	-	-	2	-	-
STATE ATTORNEY GENERAL	4	-	-	-	-	-	-	3	-	1
SUFFOLK	38	-	6	-	-	-	-	31	-	1
WESTCHESTER	8	-	-	-	-	-	-	8	-	-
NORTH CAROLINA										
STATE ATTORNEY GENERAL	11	-	-	-	-	-	-	11	-	-
OHIO										
FRANKLIN	11	-	-	-	-	-	-	-	11	-
LORAIN	17	-	-	-	-	-	-	-	-	17
OKLAHOMA										
STATE ATTORNEY GENERAL	7	-	-	-	-	-	-	7	-	-
OREGON										
LANE	2	-	-	2	-	-	-	-	-	-
PENNSYLVANIA										
DAUPHIN	1	-	-	1	-	-	-	-	-	-
MONTGOMERY	11	-	-	2	-	-	-	5	4	-
STATE ATTORNEY GENERAL	17	-	-	-	-	-	-	17	-	-

Table 3
Major Offenses for Which Court-Authorized Intercepts Were Granted
Pursuant to 18 U.S.C. 2519
January 1 Through December 31, 2006 (Continued)

Reporting Jurisdiction	Total	Bribery	Gambling	Homicide and Assault	Kidnapping	Larceny, Theft, and Robbery	Loansharking, Usury, and Extortion	Narcotics	Racketeering	Other
SOUTH CAROLINA										
STATE ATTORNEY GENERAL	1	-	-	1	-	-	-	-	-	-
TENNESSEE										
11TH JUDICIAL CIRCUIT (HAMILTON)	5	-	-	2	-	-	-	3	-	-
20TH JUDICIAL DISTRICT (DAVIDSON)	18	-	-	5	-	-	-	13	-	-
2ND JUDICIAL DISTRICT	3	-	-	-	-	-	-	3	-	-
TEXAS										
HARRIS	2	-	-	-	-	-	-	2	-	-
WISCONSIN										
DANE	2	-	-	-	-	-	-	2	-	-

Note: This table shows the most serious offense for each court-authorized interception.

Table 4
Summary of Interceptions of Wire, Oral, or Electronic Communications
January 1 Through December 31, 2006*

Reporting Jurisdiction	Number Authorized	Orders for Which Intercepts Installed	Average Number per Order When Installed**		
			Persons Intercepted	Intercepts	Incrimi- nating Intercepts
TOTAL	1,839	1,714	122	2,685	547
FEDERAL	461	461	129	2,862	541
ARIZONA					
MARICOPA	10	10	30	5,575	1,492
STATE ATTORNEY GENERAL	7	7	206	5,402	1,103
CALIFORNIA					
ALAMEDA	1	1	32	873	54
CONTRA COSTA	5	5	194	1,636	409
FRESNO	2	2	81	1,126	227
KINGS COUNTY	1	1	255	3,144	199
LOS ANGELES	233	228	273	1,619	259
NAPA	1	1	13	2,967	182
ORANGE	32	31	47	1,598	146
RIVERSIDE	23	22	37	1,322	109
SAN BERNARDINO	34	33	93	3,834	612
SAN DIEGO	80	80	62	4,575	691
SANTA BARBARA	2	2	488	3,269	135
SANTA CLARA	1	1	191	8,154	55
SHASTA	1	1	75	307	6
STANISLAUS	3	3	108	1,876	902
VENTURA	11	11	311	2,424	167
COLORADO					
1ST JUDICIAL DISTRICT (JEFFERSON)	4	4	151	7,152	622
2ND JUDICIAL DISTRICT (DENVER)	7	7	33	1,480	349
4TH JUDICIAL DISTRICT (EL PASO)	24	22	45	1,423	318
21ST JUDICIAL DISTRICT (MESA)	6	6	23	2,814	480
9TH JUDICIAL DISTRICT (GARFIELD, PITKIN, RIO BLANCO)	2	2	203	3,760	378
CONNECTICUT					
NEW HAVEN	2	2	50	453	63
FLORIDA					
1ST JUDICIAL CIRCUIT (ESCAMBRIA)	11	10	110	2,227	383
4TH JUDICIAL CIRCUIT (DUVAL)	34	32	56	2,425	646
5TH JUDICIAL CIRCUIT (LAKE/MARION)	3	3	NR	1,401	100
8TH JUDICIAL CIRCUIT (ALACHUA)	1	1	7	314	6
9TH JUDICIAL CIRCUIT (ORANGE/OSCEOLA)	6	6	1,282	10,378	428
15TH JUDICIAL CIRCUIT (PALM BEACH)	3	3	23	49	-
17TH JUDICIAL CIRCUIT (BROWARD)	4	4	178	2,328	343
18TH JUDICIAL CIRCUIT (BREVARD/SEMINOLE)	18	18	71	4,154	302
19TH JUDICIAL CIRCUIT (SAINT LUCIE)	8	8	176	3,865	249
STATE ATTORNEY GENERAL	10	10	30	6,109	330
GEORGIA					
AUGUSTA	2	2	42	908	208
BARROW	2	2	18	269	69
BIBB	2	NP	NP	NP	NP
CHATHAM	1	1	327	3,371	374

Table 4
Summary of Interceptions of Wire, Oral, or Electronic Communications
January 1 Through December 31, 2006 (Continued)*

Reporting Jurisdiction	Number Authorized	Orders for Which Intercepts Installed	Average Number per Order When Installed**		
			Persons Intercepted	Intercepts	Incrimi- nating Intercepts
GEORGIA (CONTINUED)					
GWINNETT	2	2	18	68	10
HOUSTON	3	3	23	3,391	607
TIFTON	3	3	39	5,654	376
ILLINOIS					
DUPAGE	1	1	5	2	-
KANSAS					
SHAWNEE	1	1	58	578	159
MARYLAND					
BALTIMORE	24	24	161	1,737	165
BALTIMORE CITY	27	26	92	2,279	204
CECIL	2	2	35	860	196
FREDERICK	1	1	145	3,349	104
HARFORD	4	4	25	2,133	252
HOWARD	2	2	125	1,129	143
MONTGOMERY	6	6	101	943	94
WASHINGTON	1	1	4	978	-
MASSACHUSETTS					
MIDDLESEX	1	1	7	168	5
NORFOLK	2	2	1	1	1
STATE ATTORNEY GENERAL	14	14	21	249	127
NEVADA					
CLARK	8	8	70	1,176	527
ELKO	2	2	1	2	1
NEW JERSEY					
ATLANTIC	1	1	45	600	180
BERGEN	16	15	16	170	56
BURLINGTON	3	3	1	1	NR
CAMDEN	6	6	15	1,082	101
ESSEX	3	2	1	1	-
GLOUCESTER	7	NP	NP	NP	NP
HUDSON	23	22	68	1,396	159
MERCER	8	8	71	1,769	323
MIDDLESEX	3	3	145	2,112	343
MORRIS	13	13	307	3,054	329
PASSAIC	26	26	13	1,049	155
SOMERSET	15	15	90	1,921	805
STATE ATTORNEY GENERAL	63	18	45	1,629	169
WARREN	2	2	201	2,102	277
NEW MEXICO					
1ST JUDICIAL DISTRICT (SANTA FE, LOS ALAMOS, RIO ARRIBA)	1	1	3	13,199	-
2ND JUDICIAL DISTRICT (BERNALILLO)	2	2	6	1,763	1

Table 4
Summary of Interceptions of Wire, Oral, or Electronic Communications
January 1 Through December 31, 2006 (Continued)*

Reporting Jurisdiction	Number Authorized	Orders for Which Intercepts Installed	Average Number per Order When Installed**		
			Persons Intercepted	Intercepts	Incrimi- nating Intercepts
NEW YORK					
ALBANY	3	3	7	2,824	265
CHAUTAUQUA	7	7	22	2,294	92
DUTCHESS	7	7	35	2,237	616
FULTON	3	3	75	3,122	389
KINGS	23	23	77	3,796	1,841
MONROE	9	9	49	704	192
NASSAU	6	6	169	7,528	1,110
NEW YORK	17	15	427	14,822	7,110
NY ORGANIZED CRIME TASK FORCE	13	13	88	11,563	1,999
NYC SPECIAL NARCOTICS BUREAU	86	76	55	2,075	200
ONEIDA	1	1	50	8,652	736
QUEENS	129	126	70	2,497	1,134
RICHMOND	3	3	75	2,172	170
ROCKLAND	15	14	53	2,672	641
SARATOGA	2	2	2	5,231	429
SCHENECTADY	3	3	85	3,000	400
STATE ATTORNEY GENERAL	4	4	130	13,283	1,164
SUFFOLK	38	NP	NP	NP	NP
WESTCHESTER	8	8	69	2,964	644
NORTH CAROLINA					
STATE ATTORNEY GENERAL	11	11	41	1,222	196
OHIO					
FRANKLIN	11	11	125	1,099	128
LORAIN	17	17	56	2,796	201
OKLAHOMA					
STATE ATTORNEY GENERAL	7	7	63	1,019	343
OREGON					
LANE	2	2	36	126	34
PENNSYLVANIA					
DAUPHIN	1	1	5	112	14
MONTGOMERY	11	11	20	408	133
STATE ATTORNEY GENERAL	17	17	55	2,571	516
SOUTH CAROLINA					
STATE ATTORNEY GENERAL	1	1	3	11	11
TENNESSEE					
11TH JUDICIAL CIRCUIT (HAMILTON)	5	5	163	2,707	365
20TH JUDICIAL DISTRICT	18	18	134	1,561	536
2ND JUDICIAL DISTRICT (SULLIVAN)	3	3	65	2,991	344
TEXAS					
HARRIS	2	2	37	3,837	47
WISCONSIN					
DANE	2	2	332	2,940	53

* NR = Not reported or could not be determined. NP = No prosecutor's report.

** Excludes those reports in which the number of persons intercepted, the number of intercepts, or the number of incriminating intercepts was not reported or could not be determined.

Table 5
Average Cost per Order
January 1 Through December 31, 2006*

Reporting Jurisdiction	Authorized Orders for Which Intercepts Installed	Intercept Orders for Which Cost Reported**	Average Cost per Order in \$
TOTAL	1,714	1,576	52,551
FEDERAL	461	454	67,044
ARIZONA			
MARICOPA	10	10	161,021
STATE ATTORNEY GENERAL	7	7	298,894
CALIFORNIA			
ALAMEDA	1	1	308,634
CONTRA COSTA	5	5	33,142
FRESNO	2	2	59,500
KINGS COUNTY	1	1	59,177
LOS ANGELES	228	218	42,701
NAPA	1	1	34,448
ORANGE	31	30	28,835
RIVERSIDE	22	22	25,758
SAN BERNARDINO	33	33	31,084
SAN DIEGO	80	80	27,392
SANTA BARBARA	2	2	79,781
SANTA CLARA	1	1	145,400
SHASTA	1	-	-
STANISLAUS	3	3	34,500
VENTURA	11	10	62,467
COLORADO			
1ST JUDICIAL DISTRICT (JEFFERSON)	4	4	71,000
2ND JUDICIAL DISTRICT (DENVER)	7	7	20,591
4TH JUDICIAL DISTRICT (EL PASO)	22	22	19,002
21ST JUDICIAL DISTRICT (MESA)	6	6	51,533
9TH JUDICIAL DISTRICT (GARFIELD, PITKIN, RIO BLANCO)	2	1	73,676
CONNECTICUT			
NEW HAVEN	2	2	4,500
FLORIDA			
1ST JUDICIAL CIRCUIT (ESCAMBRIA)	10	10	50,869
4TH JUDICIAL CIRCUIT (DUVAL)	32	32	20,367
5TH JUDICIAL CIRCUIT (LAKE/MARION)	3	3	23,333
8TH JUDICIAL CIRCUIT (ALACHUA)	1	1	500,040
9TH JUDICIAL CIRCUIT (ORANGE/OSCEOLA)	6	6	41,753
15TH JUDICIAL CIRCUIT (PALM BEACH)	3	3	26,583
17TH JUDICIAL CIRCUIT (BROWARD)	4	4	54,360
18TH JUDICIAL CIRCUIT (BREVARD/SEMINOLE)	18	18	27,238
19TH JUDICIAL CIRCUIT (SAINT LUCIE)	8	8	17,890
STATE ATTORNEY GENERAL	10	10	23,012

Table 5
Average Cost per Order
January 1 Through December 31, 2006 (Continued)*

Reporting Jurisdiction	Authorized Orders for Which Intercepts Installed	Intercept Orders for Which Cost Reported**	Average Cost per Order in \$
GEORGIA			
AUGUSTA	2	2	37,500
BARROW	2	2	8,900
BIBB	NP	NP	NP
CHATHAM	1	1	227,524
GWINNETT	2	2	4,763
HOUSTON	3	3	7,667
TIFTON	3	3	26,667
ILLINOIS			
DUPAGE	1	1	2,520
KANSAS			
SHAWNEE	1	1	83,000
MARYLAND			
BALTIMORE	24	24	22,584
BALTIMORE CITY	26	2	200,297
CECIL	2	-	-
FREDERICK	1	1	49,868
HARFORD	4	4	64,259
HOWARD	2	2	96,000
MONTGOMERY	6	6	33,117
WASHINGTON	1	1	7,219
MASSACHUSETTS			
MIDDLESEX	1	-	-
NORFOLK	2	2	11,910
STATE ATTORNEY GENERAL	14	14	20,291
NEVADA			
CLARK	8	8	31,790
ELKO	2	-	-
NEW JERSEY			
ATLANTIC	1	1	9,500
BERGEN	15	15	30,673
BURLINGTON	3	-	-
CAMDEN	6	6	92,682
ESSEX	2	-	-
GLOUCESTER	NP	NP	NP
HUDSON	22	22	19,230
MERCER	8	8	42,189
MIDDLESEX	3	3	16,601
MORRIS	13	13	56,306
PASSAIC	26	26	118,027
SOMERSET	15	15	19,907
STATE ATTORNEY GENERAL	18	17	29,113
WARREN	2	2	66,203

Table 5
Average Cost per Order
January 1 Through December 31, 2006 (Continued)*

Reporting Jurisdiction	Authorized Orders for Which Intercepts Installed	Intercept Orders for Which Cost Reported**	Average Cost per Order in \$
NEW MEXICO			
1ST JUDICIAL DISTRICT			
(SANTA FE, LOS ALAMOS, RIO ARRIBA)	1	1	100,216
2ND JUDICIAL DISTRICT (BERNALILLO)	2	2	30,000
NEW YORK			
ALBANY	3	1	44,000
CHAUTAUQUA	7	7	10,117
DUTCHESS	7	7	91,571
FULTON	3	3	46,353
KINGS	23	23	62,913
MONROE	9	9	36,699
NASSAU	6	6	65,493
NEW YORK	15	15	256,872
NY ORGANIZED CRIME TASK FORCE	13	13	296,333
NYC SPECIAL NARCOTICS BUREAU	76	20	40,850
ONEIDA	1	1	165,000
QUEENS	126	126	9,328
RICHMOND	3	3	140,769
ROCKLAND	14	14	14,213
SARATOGA	2	1	90,000
SCHENECTADY	3	3	54,978
STATE ATTORNEY GENERAL	4	4	367,541
SUFFOLK	NP	NP	NP
WESTCHESTER	8	8	33,201
NORTH CAROLINA			
STATE ATTORNEY GENERAL	11	11	20,146
OHIO			
FRANKLIN	11	11	68,868
LORAIN	17	17	14,091
OKLAHOMA			
STATE ATTORNEY GENERAL	7	7	81,258
OREGON			
LANE	2	2	27,104
PENNSYLVANIA			
DAUPHIN	1	1	618
MONTGOMERY	11	11	21,864
STATE ATTORNEY GENERAL	17	17	54,804
SOUTH CAROLINA			
STATE ATTORNEY GENERAL	1	1	100
TENNESSEE			
11TH JUDICIAL CIRCUIT (HAMILTON)	5	-	-
20TH JUDICIAL DISTRICT (DAVIDSON)	18	-	-
2ND JUDICIAL DISTRICT (SULLIVAN)	3	3	43,702

Table 5
Average Cost per Order
January 1 Through December 31, 2006 (Continued)*

Reporting Jurisdiction	Authorized Orders for Which Intercepts Installed	Intercept Orders for Which Cost Reported**	Average Cost per Order in \$
TEXAS			
HARRIS	2	2	211,714
WISCONSIN			
DANE	2	2	31,392

* NP = No prosecutor's report.

** Includes costs for orders for which intercepts were installed but not used.

Table 6
Types of Surveillance Used, Arrests, and Convictions for Intercepts Installed
January 1 Through December 31, 2006

Reporting Jurisdiction	Orders for Which Intercepts Installed *	Wire (Incl. Any Type Telephone: Standard, Cell, Mobile)	Oral (Incl. Microphone, Eavesdrop)	Electronic (Incl. Digital Pager, Fax, Computer)	Combination**	Number of Persons	
						Arrested	Convicted***
TOTAL	1,714	1,650	17	13	34	4,376	711
FEDERAL	461	454	3	1	3	2,228	323
ARIZONA							
MARICOPA	10	7	-	-	3	81	3
STATE ATTORNEY GENERAL	7	6	-	-	1	61	1
CALIFORNIA							
ALAMEDA	1	1	-	-	-	1	-
CONTRA COSTA	5	5	-	-	-	-	-
FRESNO	2	1	-	-	1	-	-
KINGS COUNTY	1	1	-	-	-	-	-
LOS ANGELES	228	228	-	-	-	203	12
NAPA	1	1	-	-	-	2	2
ORANGE	31	29	-	-	2	33	-
RIVERSIDE	22	22	-	-	-	3	-
SAN BERNARDINO	33	33	-	-	-	23	6
SAN DIEGO	80	76	-	-	4	98	43
SANTA BARBARA	2	2	-	-	-	4	-
SANTA CLARA	1	1	-	-	-	3	-
SHASTA	1	1	-	-	-	-	-
STANISLAUS	3	3	-	-	-	-	-
VENTURA	11	11	-	-	-	6	-
COLORADO							
1ST JUDICIAL DISTRICT (JEFFERSON)	4	4	-	-	-	19	-
2ND JUDICIAL DISTRICT (DENVER)	7	7	-	-	-	47	-
4TH JUDICIAL DISTRICT (EL PASO)	22	22	-	-	-	44	-
21ST JUDICIAL DISTRICT (MESA)	6	6	-	-	-	42	38
9TH JUDICIAL DISTRICT (GARFIELD, PITKIN, RIO BLANCO)	2	2	-	-	-	-	-
CONNECTICUT							
NEW HAVEN	2	2	-	-	-	-	-
FLORIDA							
1ST JUDICIAL CIRCUIT (ESCAMBRIA)	10	10	-	-	-	86	13
4TH JUDICIAL CIRCUIT (DUVAL)	32	32	-	-	-	35	3
5TH JUDICIAL CIRCUIT (LAKE/MARION)	3	3	-	-	-	18	-
8TH JUDICIAL CIRCUIT (ALACHUA)	1	1	-	-	-	2	-
9TH JUDICIAL CIRCUIT (ORANGE/OSCEOLA)	6	6	-	-	-	9	-
15TH JUDICIAL CIRCUIT (PALM BEACH)	3	3	-	-	-	-	-
17TH JUDICIAL CIRCUIT (BROWARD)	4	4	-	-	-	21	-

Table 6
Types of Surveillance Used, Arrests, and Convictions for Intercepts Installed
January 1 Through December 31, 2006 (Continued)

Reporting Jurisdiction	Orders for Which Intercepts Installed *	Wire (Incl. Any Type Telephone: Standard, Cell, Mobile)	Oral (Incl. Microphone, Eavesdrop)	Electronic (Incl. Digital Pager, Fax, Computer)	Combination**	Number of Persons	
						Arrested	Convicted***
FLORIDA (CONTINUED)							
18TH JUDICIAL CIRCUIT (BREVARD/SEMINOLE)	18	18	-	-	-	74	7
19TH JUDICIAL CIRCUIT (SAINT LUCIE)	8	8	-	-	-	28	17
STATE ATTORNEY GENERAL	10	10	-	-	-	16	3
GEORGIA							
AUGUSTA	2	2	-	-	-	9	-
BARROW	2	2	-	-	-	5	-
BIBB	NP	-	-	-	-	-	-
CHATHAM	1	1	-	-	-	19	-
GWINNETT	2	2	-	-	-	6	-
HOUSTON	3	3	-	-	-	-	-
TIFTON	3	3	-	-	-	13	-
ILLINOIS							
DUPAGE	1	-	1	-	-	-	-
KANSAS							
SHAWNEE	1	1	-	-	-	-	-
MARYLAND							
BALTIMORE	24	24	-	-	-	-	-
BALTIMORE CITY	26	25	1	-	-	31	-
CECIL	2	2	-	-	-	-	-
FREDERICK	1	1	-	-	-	-	-
HARFORD	4	4	-	-	-	15	-
HOWARD	2	2	-	-	-	10	6
MONTGOMERY	6	6	-	-	-	18	-
WASHINGTON	1	1	-	-	-	-	-
MASSACHUSETTS							
MIDDLESEX	1	1	-	-	-	2	-
NORFOLK	2	2	-	-	-	-	-
STATE ATTORNEY GENERAL	14	13	-	1	-	15	1
NEVADA							
CLARK	8	6	1	1	-	4	2
ELKO	2	2	-	-	-	2	1
NEW JERSEY							
ATLANTIC	1	1	-	-	-	-	-
BERGEN	15	15	-	-	-	58	-
BURLINGTON	3	-	-	-	3	1	-
CAMDEN	6	5	1	-	-	4	-
ESSEX	2	-	-	-	2	-	-
GLOUCESTER	NP	-	-	-	-	-	-
HUDSON	22	22	-	-	-	75	16
MERCER	8	8	-	-	-	-	-
MIDDLESEX	3	2	-	-	1	42	10
MORRIS	13	5	-	-	8	98	2
PASSAIC	26	26	-	-	-	58	-
SOMERSET	15	15	-	-	-	42	-
STATE ATTORNEY GENERAL	18	17	-	1	-	-	-
WARREN	2	2	-	-	-	-	-

Table 6
Types of Surveillance Used, Arrests, and Convictions for Intercepts Installed
January 1 Through December 31, 2006 (Continued)

Reporting Jurisdiction	Orders for Which Intercepts Installed *	Wire (Incl. Any Type Telephone: Standard, Cell, Mobile)	Oral (Incl. Microphone, Eavesdrop)	Electronic (Incl. Digital Pager, Fax, Computer)	Combination**	Number of Persons	
						Arrested	Convicted***
NEW MEXICO							
1ST JUDICIAL DISTRICT (SANTA FE, LOS ALAMOS, RIO ARRIBA)	1	1	-	-	-	-	-
2ND JUDICIAL DISTRICT (BERNALILLO)	2	2	-	-	-	1	-
NEW YORK							
ALBANY	3	3	-	-	-	11	11
CHAUTAUQUA	7	7	-	-	-	17	-
DUTCHESS	7	7	-	-	-	13	-
FULTON	3	3	-	-	-	24	22
KINGS	23	23	-	-	-	11	1
MONROE	9	8	1	-	-	28	3
NASSAU	6	6	-	-	-	25	4
NEW YORK	15	9	1	3	2	18	3
NY ORGANIZED CRIME TASK FORCE	13	13	-	-	-	72	19
NYC SPECIAL NARCOTICS BUREAU	76	73	-	3	-	18	-
ONEIDA	1	1	-	-	-	12	2
QUEENS	126	121	2	3	-	129	49
RICHMOND	3	3	-	-	-	10	4
ROCKLAND	14	14	-	-	-	-	-
SARATOGA	2	-	-	-	2	-	-
SCHENECTADY	3	3	-	-	-	10	5
STATE ATTORNEY GENERAL	4	4	-	-	-	-	-
SUFFOLK	NP	-	-	-	-	-	-
WESTCHESTER	8	8	-	-	-	20	1
NORTH CAROLINA							
STATE ATTORNEY GENERAL	11	11	-	-	-	11	8
OHIO							
FRANKLIN	11	11	-	-	-	11	-
LORAIN	17	17	-	-	-	32	20
OKLAHOMA							
STATE ATTORNEY GENERAL	7	7	-	-	-	71	32
OREGON							
LANE	2	1	1	-	-	4	2
PENNSYLVANIA							
DAUPHIN	1	-	1	-	-	3	3
MONTGOMERY	11	8	3	-	-	34	5
STATE ATTORNEY GENERAL	17	17	-	-	-	57	7
SOUTH CAROLINA							
STATE ATTORNEY GENERAL	1	-	1	-	-	1	-

Table 6
Types of Surveillance Used, Arrests, and Convictions for Intercepts Installed
January 1 Through December 31, 2006 (Continued)

Reporting Jurisdiction	Orders for Which Intercepts Installed *	Wire (Incl. Any Type Telephone: Standard, Cell, Mobile)	Oral (Incl. Microphone, Eavesdrop)	Electronic (Incl. Digital Pager, Fax, Computer)	Combination**	Number of Persons	
						Arrested	Convicted***
TENNESSEE							
11TH JUDICIAL CIRCUIT (HAMILTON)	5	5	-	-	-	16	-
20TH JUDICIAL DISTRICT (DAVIDSON)	18	18	-	-	-	-	-
2ND JUDICIAL DISTRICT (SULLIVAN)	3	3	-	-	-	-	-
TEXAS							
HARRIS	2	-	-	-	2	-	-
WISCONSIN							
DANE	2	2	-	-	-	3	1

* NP = No prosecutor's report.

** Combination refers to the number of installed intercepts for which more than one type of surveillance was used.

*** Convictions resulting from interceptions often do not occur within the same year in which an intercept was first reported.
See Tables 8 and 9.

Table 7
Authorized Intercepts Granted Pursuant to
18 U.S.C. 2519 as Reported in Wiretap Reports
for Calendar Years 1996 - 2006

Wiretap Report Date	1996	1997	1998	1999	2000	2001	2002	2003	2004	2005	2006
Intercept applications requested	1,150	1,186	1,331	1,350	1,190	1,491	1,359	1,442	1,710	1,774	1,839
Intercept applications authorized	1,149	1,186	1,329	1,350	1,190	1,491	1,358	1,442	1,710	1,773	1,839
Federal	581	569	566	601	479	486	497	578	730	625	461
State	568	617	763	749	711	1,005	861	864	980	1,148	1,378
Avg. days of original authorization	28	28	28	27	28	27	29	29	28	28	29
Number of extensions	887	1,028	1,164	1,367	926	1,008	889	1,145	1,341	1,360	1,228
Average length of extensions (in days)	28	28	27	29	28	29	29	29	28	28	29
Location of authorized intercepts:											
Personal residence	434	382	436	341	244	206	154	118	83	57	48
Business	101	78	87	59	56	60	37	35	30	21	13
Portable device	-	-	-	-	719	1,007	1,046	1,165	1,507	1,610	1,685
Multiple locations	149	197	222	287	109	117	85	95	65	49	53
Not indicated or other*	465	529	584	663	62	101	36	29	25	36	40
Major offense specified:											
Arson, explosives, and weapons	-	3	3	8	5	5	-	5	12	3	2
Bribery	10	13	9	42	21	1	3	9	16	4	1
Extortion (includes usury and loan-sharking)	9	24	12	11	10	28	18	6	5	8	6
Gambling	114	98	93	60	49	82	82	49	90	42	56
Homicide and assault	41	31	55	62	72	52	58	80	48	82	119
Larceny and theft	7	22	19	9	15	47	8	48	30	11	19
Narcotics	821	870	955	978	894	1,167	1,052	1,104	1,308	1,433	1,473
Robbery and burglary	4	5	4	4	4	8	3	3	9	7	1
Racketeering	105	93	153	139	76	70	72	96	138	94	90
Other or unspecified	38	27	28	37	44	31	62	42	54	89	72
Intercept applications installed**	1,035	1,094	1,245	1,277	1,139	1,405	1,273	1,367	1,633	1,694	1,714
Federal	574	563	562	595	472	481	490	576	723	624	461
State	461	531	683	682	667	924	783	791	910	1,070	1,253
For intercepts installed:											
Total days in operation	43,635	48,871	53,411	63,243	47,729	53,574	50,025	60,198	69,980	72,897	68,380
Avg. number of persons intercepted ***	192	197	190	195	196	86	92	116	126	107	122
Average number of intercepted communications***	1,969	2,081	1,858	1,921	1,769	1,565	1,708	3,004	3,017	2,835	2,685
Average number of incriminating intercepted communications***	422	418	350	390	402	333	403	993	619	629	547
Authorizations where costs reported	1,007	1,029	1,184	1,232	1,080	1,327	1,193	1,236	1,559	1,525	1,576
Average cost of intercepts for which costs reported	61,436	61,176	57,669	57,511	54,829	48,198	54,586	62,164	63,011	55,530	52,551
Intercept applications authorized but reported after publication****	48	90	118	196	196	202	182	346	254	226	-
Total authorized by year (reported through Dec 2006)	1,197	1,276	1,447	1,546	1,386	1,693	1,540	1,788	1,964	1,999	1,839

* Starting in 2000, location categories were revised to improve reporting and reduce the number of instances in which "other" location was reported.

** Installed intercepts include only those intercepts for which reports were received from prosecuting officials.

*** As of 1998, the average excludes those reports in which the number of persons intercepted, the number of intercepts, or the number of incriminating intercepts was not reported or could not be determined.

**** Some wiretaps terminated in a given year are not reported until a subsequent year because they are part of ongoing investigations.

Table 8
Summary of Supplementary Reports for Intercepts
Terminated in Calendar Years 1997 Through 2005
(Report as of December 31, 2006)

Report Year and Jurisdiction	Total Additional Activity During Calendar Year 2006							
	Number of Reports	Costs in \$	Number of Persons Arrested	Number of Trials	Motions to Suppress Intercepts*			Number of Persons Convicted
					G	D	P	
TOTAL ALL YEARS	770	17,914,424	2,276	229	7	227	62	2,348
TOTAL 1997	2	-	-	1	-	-	-	2
FEDERAL	2	-	-	1	-	-	-	2
TOTAL 1998	2	-	16	-	-	-	-	1
FEDERAL	2	-	16	-	-	-	-	1
TOTAL 1999	3	-	21	-	-	-	-	21
FEDERAL	3	-	21	-	-	-	-	21
TOTAL 2000	10	-	2	2	-	1	-	12
FEDERAL	10	-	2	2	-	1	-	12
TOTAL 2001	29	-	72	3	1	-	-	63
FEDERAL	22	-	45	2	1	-	-	50
FLORIDA 19TH JUDICIAL CIRCUIT (SAINT LUCIE)	1	-	-	-	-	-	-	2
MASSACHUSETTS STATE ATTORNEY GENERAL	2	-	27	-	-	-	-	7
NEW YORK NEW YORK	1	-	-	-	-	-	-	3
PENNSYLVANIA STATE ATTORNEY GENERAL	3	-	-	1	-	-	-	1
TOTAL 2002	24	968	52	5	-	4	-	64
FEDERAL	19	968	42	4	-	3	-	47
NEW JERSEY ESSEX	1	-	-	-	-	1	-	14
PENNSYLVANIA BERKS	2	-	-	1	-	-	-	3
STATE ATTORNEY GENERAL	2	-	10	-	-	-	-	-

Table 8
Summary of Supplementary Reports for Intercepts
Terminated in Calendar Years 1997 Through 2005
(Report as of December 31, 2006) (Continued)

Report Year and Jurisdiction	Total Additional Activity During Calendar Year 2006							Number of Persons Convicted
	Number of Reports	Costs in \$	Number of Persons Arrested	Number of Trials	Motions to Suppress Intercepts*			
					G	D	P	
TOTAL 2003	76	909,079	82	13	2	24	-	203
FEDERAL	47	828,019	58	8	-	17	-	151
ARIZONA								
STATE ATTORNEY GENERAL	4	-	2	1	-	-	-	7
CALIFORNIA								
CONTRA COSTA	1	-	1	-	-	-	-	2
FLORIDA								
6TH JUDICIAL CIRCUIT (PINELLAS)	2	-	6	2	-	-	-	6
18TH JUDICIAL CIRCUIT (BREVARD/SEMINOLE)	1	-	-	-	-	-	-	1
19TH JUDICIAL CIRCUIT (SAINT LUCIE)	1	-	-	-	-	-	-	4
NEW JERSEY								
BURLINGTON	4	-	-	-	-	-	-	1
STATE ATTORNEY GENERAL	1	81,060	-	-	-	-	-	-
NEW YORK								
NEW YORK	1	-	9	1	-	1	-	7
QUEENS	3	-	-	-	-	-	-	14
PENNSYLVANIA								
BERKS	3	-	-	-	-	6	-	3
STATE ATTORNEY GENERAL	7	-	6	1	-	-	-	3
WISCONSIN								
STATE ATTORNEY GENERAL	1	-	-	-	2	-	-	4
TOTAL 2004	198	5,847,818	538	70	3	125	18	565
FEDERAL	111	3,714,145	461	53	2	114	15	428
ARIZONA								
PIMA	1	-	3	1	-	-	-	5
STATE ATTORNEY GENERAL	5	-	1	-	-	-	-	19
CALIFORNIA								
IMPERIAL	36	669,206	-	-	-	-	-	-
SACRAMENTO	1	32,323	4	-	-	-	-	4
SANTA BARBARA	1	-	-	-	-	-	-	3
FLORIDA								
17TH JUDICIAL CIRCUIT (BROWARD)	2	-	35	-	-	-	-	14
18TH JUDICIAL CIRCUIT (BREVARD/SEMINOLE)	1	-	-	-	-	-	-	4
GEORGIA								
CHATHAM	1	-	-	-	-	-	2	14
HOUSTON	1	-	-	10	-	-	-	-

Table 8
Summary of Supplementary Reports for Intercepts
Terminated in Calendar Years 1997 Through 2005
(Report as of December 31, 2006 (Continued))

Report Year and Jurisdiction	Total Additional Activity During Calendar Year 2006							Number of Persons Convicted
	Number of Reports	Costs in \$	Number of Persons Arrested	Number of Trials	Motions to Suppress Intercepts*			
					G	D	P	
2004 (CONTINUED)								
ILLINOIS								
WINNEBAGO	6	-	2	1	1	2	1	8
NEW JERSEY								
CAMDEN	2	-	-	-	-	-	-	5
MIDDLESEX	2	-	-	-	-	-	-	1
STATE ATTORNEY GENERAL	15	1,414,544	-	2	-	-	-	13
NEW YORK								
NASSAU	1	-	-	-	-	-	-	3
NEW YORK	2	-	6	2	-	6	-	2
NY ORGANIZED CRIME TASK FORCE	3	-	26	-	-	3	-	24
QUEENS	4	17,600	-	-	-	-	-	5
ROCKLAND	1	-	-	-	-	-	-	13
PENNSYLVANIA								
PIKE	2	-	-	1	-	-	-	-
TOTAL 2005	426	11,156,559	1,493	135	1	73	44	1,417
FEDERAL	221	7,833,236	1,062	83	1	53	31	812
ARIZONA								
MARICOPA	1	-	13	-	-	-	-	8
STATE ATTORNEY GENERAL	5	-	46	-	-	-	-	42
CALIFORNIA								
IMPERIAL	20	-	-	-	-	-	-	-
LOS ANGELES	27	1,215,185	53	-	-	-	-	3
PLACER	1	-	1	-	-	-	-	-
SAN DIEGO	6	-	33	-	-	1	4	25
SANTA BARBARA	2	135,429	-	1	-	-	-	7
VENTURA	1	66,813	4	1	-	-	-	2
COLORADO								
4TH JUDICIAL DISTRICT (EL PASO)	4	4,956	-	-	-	-	-	11
CONNECTICUT								
NEW HAVEN	3	-	-	-	-	-	-	2
STATE ATTORNEY GENERAL	1	-	6	-	-	-	-	6
WATERBURY	1	-	3	-	-	-	-	3
FLORIDA								
4TH JUDICIAL CIRCUIT (DUVAL)	1	-	-	-	-	-	-	15
9TH JUDICIAL CIRCUIT (ORANGE/OSCEOLA)	1	-	-	1	-	-	-	11
17TH JUDICIAL CIRCUIT (BROWARD)	2	2	1	-	-	-	-	7
GEORGIA								
AUGUSTA	1	-	-	-	-	-	-	5
GWINNETT	1	-	-	-	-	-	-	2
HOUSTON	3	-	-	21	-	-	-	20

Table 8
Summary of Supplementary Reports for Intercepts
Terminated in Calendar Years 1997 Through 2005
(Report as of December 31, 2006) (Continued)

Report Year and Jurisdiction	Total Additional Activity During Calendar Year 2006							
	Number of Reports	Costs in \$	Number of Persons Arrested	Number of Trials	Motions to Suppress Intercepts*			Number of Persons Convicted
					G	D	P	
2005 (CONTINUED)								
ILLINOIS								
POPE	1	-	-	1	-	-	-	1
MARYLAND								
STATE ATTORNEY GENERAL	3	-	5	-	-	-	3	-
MASSACHUSETTS								
STATE ATTORNEY GENERAL	2	-	-	-	-	-	-	-
NEVADA								
CLARK	1	-	-	1	-	-	-	2
NEW JERSEY								
BERGEN	4	116,760	16	-	-	-	-	4
CAMDEN	1	-	-	-	-	-	-	3
CAPE MAY	2	-	-	18	-	-	-	15
ESSEX	4	15,740	14	-	-	-	-	1
HUDSON	4	-	-	-	-	-	-	43
MIDDLESEX	3	-	-	-	-	-	-	17
MORRIS	4	-	-	-	-	-	-	5
SOMERSET	1	-	-	-	-	-	-	-
STATE ATTORNEY GENERAL	14	408,970	-	-	-	-	-	34
NEW YORK								
MONROE	15	114,000	20	1	-	-	-	6
MONTGOMERY	1	35,000	2	-	-	2	-	2
NASSAU	4	-	-	-	-	-	-	15
NEW YORK	1	79,900	1	-	-	-	1	-
NY ORGANIZED CRIME TASK FORCE	2	-	31	-	-	1	-	31
QUEENS	26	244,600	27	-	-	-	-	45
RICHMOND	1	-	2	-	-	3	-	8
ROCKLAND	1	34,150	52	-	-	-	-	47
SCHENECTADY	1	-	-	-	-	-	-	3
STATE ATTORNEY GENERAL	1	793,818	25	-	-	-	-	4
WESTCHESTER	3	-	-	-	-	4	1	27
OKLAHOMA								
OKLAHOMA	1	57,000	2	2	-	-	-	1
OREGON								
MARION	3	1,000	-	1	-	1	1	30
PENNSYLVANIA								
MCKEAN	1	-	1	-	-	-	-	-
MONTGOMERY	4	-	-	2	-	-	-	9
STATE ATTORNEY GENERAL	14	-	73	2	-	8	3	81
WISCONSIN								
STATE ATTORNEY GENERAL	1	-	-	-	-	-	-	2

* Motions: G = granted, D = denied, P = pending.

Table 9
Arrests and Convictions Resulting From Intercepts Installed in
Calendar Years 1996 Through 2006

Year of Intercepts	Year Reported											Total All Years	
	1996	1997	1998	1999	2000	2001	2002	2003	2004	2005	2006	Number	Percent
1996													
Arrests	2,464	1,069	402	194	25	37	11	1	-	10	-	4,213	100.0
Convictions	502	1,110	423	205	62	59	9	2	-	6	-	2,378	56.4
1997													
Arrests	-	3,086	1,406	493	176	110	33	19	-	2	-	5,325	100.0
Convictions	-	542	1,220	464	169	87	62	25	5	2	2	2,578	48.4
1998													
Arrests	-	-	3,450	1,266	441	337	114	30	7	9	16	5,670	100.0
Convictions	-	-	911	1,214	596	271	139	23	14	10	1	3,179	56.1
1999													
Arrests	-	-	-	4,372	1,600	428	216	38	7	6	21	6,688	100.0
Convictions	-	-	-	654	1,323	515	235	77	35	1	21	2,861	42.8
2000													
Arrests	-	-	-	-	3,411	1,741	681	142	17	5	2	5,999	100.0
Convictions	-	-	-	-	736	1,148	793	280	30	56	12	3,055	50.9
2001													
Arrests	-	-	-	-	-	3,683	1,325	316	109	90	72	5,595	100.0
Convictions	-	-	-	-	-	732	1,316	572	121	105	63	2,909	52.0
2002													
Arrests	-	-	-	-	-	-	3,060	1,067	362	105	52	4,646	100.0
Convictions	-	-	-	-	-	-	493	1,082	489	164	64	2,292	49.3
2003													
Arrests	-	-	-	-	-	-	-	3,674	1,651	257	82	5,664	100.0
Convictions	-	-	-	-	-	-	-	844	989	399	203	2,435	43.0
2004													
Arrests	-	-	-	-	-	-	-	-	4,506	967	538	6,011	100.0
Convictions	-	-	-	-	-	-	-	-	634	895	565	2,094	34.8
2005													
Arrests	-	-	-	-	-	-	-	-	-	4,674	1,493	6,167	100.0
Convictions	-	-	-	-	-	-	-	-	-	776	1,417	2,193	35.6
2006													
Arrests	-	-	-	-	-	-	-	-	-	-	4,376	4,376	100.0
Convictions	-	-	-	-	-	-	-	-	-	-	711	711	16.2

TABLE A-1
UNITED STATES DISTRICT COURTS

CALENDAR YEAR 2006

REPORT BY JUDGES OF COURT-AUTHORIZED INTERCEPTS OF WIRE, ORAL, OR ELECTRONIC COMMUNICATIONS PURSUANT TO 18 U.S.C. 2519									
A.O. Number *	Authorizing Official		Offense Specified	Intercept		Date of Application	Authorized Length		
	Judge	Attorney General ¹		Type ²	Location ³		Original Order (Days)	Number of Extensions	Total Length (Days)
ALABAMA, MIDDLE									
2005-1	ALBRITTON	WARREN	NARCOTICS	WC	D	08/15/2005	30	1	60
ALABAMA, NORTHERN									
2006-1	JOHNSON	BIANCO	CORRUPTION	WC,WS	D,H	12/05/2005	30	0	30
ALABAMA, SOUTHERN									
2006-1	GRANADE	WARREN	NARCOTICS	WC	D	05/25/2006	30	3	120
ALASKA									
2006-1	SEDWICK	WARREN	NARCOTICS	WC	D	04/13/2006	30	0	30
2006-2	SEDWICK	SWARTZ	NARCOTICS	WC	D	06/22/2006	30	0	30
2006-3	SEDWICK	SABIN	NARCOTICS	WC	D	08/09/2006	30	0	30
2005-1	SINGLETON	WARREN	NARCOTICS	WC	D	10/03/2005	30	0	30
ARIZONA									
2006-1	WAKE	BIANCO	NARCOTICS	WC	D	12/21/2005	30	3	120
2006-2	MURGUIA	SWARTZ	NARCOTICS	WC	D	02/03/2006	30	0	30
2006-3	BURY	FISHER	NARCOTICS	WC	R	05/02/2006	30	0	30
2006-4	ZAPATA	PARSKY	NARCOTICS	WC	D	05/09/2006	30	1	60
2006-5	CARROLL	PARSKY	NARCOTICS	WC	D	05/22/2006	30	0	30
2006-6	CARROLL	WARREN	NARCOTICS	WC	D	06/19/2006	30	1	60
2006-7	MCNAMEE	KEENEY	NARCOTICS	WC	D	08/07/2006	30	0	30
2006-8	MCNAMEE	SABIN	NARCOTICS	WC	D	08/10/2006	30	0	30
2006-9	SILVER	SABIN	NARCOTICS	WC	D	08/29/2006	30	1	60
2006-10	CAMPBELL	WARREN	NARCOTICS	WC	D	09/15/2006	30	0	30
2006-11	CAMPBELL	SWARTZ	NARCOTICS	WC	D	10/30/2006	30	0	30
2005-29	BURY	BIANCO	NARCOTICS	WC	D	10/31/2005	30	0	30
ARKANSAS, EASTERN									
2006-1	WILSON	SWARTZ	NARCOTICS	WC	D	03/20/2006	30	0	30
2004-3	MOODY	KEENEY	NARCOTICS	WC	D	12/01/2004	30	0	30

¹ The prosecuting official authorized the filing of the application under provisions of the state's statute. (See Table 1 for this state's statutory citation.)

² Type: WC = Cellular or Mobile Telephone (Wire), WS = Standard Telephone (Wire), WO = Other (Wire), OM = Microphone (Oral), OO = Other (Oral), ED = Digital Pager (Electronic), EE = Computer or E-Mail (Electronic), EF = Fax Machine (Electronic), EO = Other (Electronic).

³ Location: D = Portable Device, H = Personal Residence, B = Business, A = Public Area, O = Other Location, R = Roving (Relaxed Specification Order), N = Not Specified.

* The first four digits of the A.O. number represent the year in which the wiretap was terminated. Wiretaps that were terminated prior to 2006 were not reported previously because they were part of ongoing investigations.

TABLE A-1
UNITED STATES DISTRICT COURTS

CALENDAR YEAR 2006

**REPORT BY PROSECUTORS OF COURT-AUTHORIZED INTERCEPTS OF WIRE, ORAL, OR ELECTRONIC COMMUNICATIONS
PURSUANT TO 18 U.S.C. 2519**

A.O. Number *	Number of Days in Oper- ation ⁴	Average Inter- cepts per Day	Number of ⁵			Costs		Number of					
			Persons Inter- cepted	Intercepts	Incrim- inating Intercepts	Total Cost in \$	Other Than Manpower in \$	Arrests	Trials	Motions to Suppress Intercepts ⁶			Persons Con- victed
										G	D	P	
ALABAMA, MIDDLE													
2005-1	53	4	41	203	101	19,000	1,000	-	-	-	-	-	-
ALABAMA, NORTHERN													
2006-1	30	86	75	2,594	297	93,940	22,492	5	-	-	-	-	5
ALABAMA, SOUTHERN													
2006-1	118	17	26	2,023	308	211,984	21,378	-	-	-	-	-	-
ALASKA													
2006-1	10	5	6	50	15	30,056	3,500	6	-	-	-	-	-
2006-2	9	68	29	611	2	36,028	11,860	-	-	-	-	-	-
2006-3	30	34	42	1,033	170	111,835	34,846	4	-	-	-	-	-
2005-1	30	43	NR	1,294	268	74,865	1,500	11	-	-	-	-	-
ARIZONA													
2006-1	30	90	135	2,689	778	87,502	12,802	-	-	-	-	-	-
2006-2	30	6	25	183	118	7,968	-	-	-	-	-	-	-
2006-3	30	42	15	1,268	247	22,150	1,261	3	-	-	-	-	-
2006-4	30	61	18	1,822	222	154,490	7,567	16	-	-	-	-	-
2006-5	22	33	3	723	-	70,573	1,200	-	-	-	-	-	-
2006-6	45	20	60	878	492	150,000	8,100	1	-	-	-	-	-
2006-7	30	169	25	5,060	1,043	108,600	55,600	3	-	-	-	-	-
2006-8	9	373	20	3,360	523	55,200	2,200	-	-	-	-	-	-
2006-9	51	43	254	2,214	503	169,607	29,526	9	-	-	-	-	-
2006-10	21	30	16	625	39	37,147	5,614	2	-	-	-	-	-
2006-11	I	-	-	-	-	-	-	-	-	-	-	-	-
2005-29	30	58	33	1,726	411	88,000	4,000	-	-	-	-	-	-
ARKANSAS, EASTERN													
2006-1	30	99	182	2,965	274	98,097	25,137	13	-	-	-	-	-
2004-3	18	290	332	5,229	520	58,276	13,141	3	-	-	-	-	-

⁴ NI indicates never installed. I indicates installed but never used. NP indicates no prosecutor's report.

⁵ NR indicates not reported or could not be determined.

⁶ Motions: G = Granted, D = Denied, P = Pending.

* The first four digits of the A.O. number represent the year in which the wiretap was terminated. Wiretaps that were terminated prior to 2006 were not reported previously because they were part of ongoing investigations.

TABLE A-1
UNITED STATES DISTRICT COURTS

CALENDAR YEAR 2006

**REPORT BY JUDGES OF COURT-AUTHORIZED INTERCEPTS OF WIRE, ORAL, OR ELECTRONIC COMMUNICATIONS
PURSUANT TO 18 U.S.C. 2519**

A.O. Number *	Authorizing Official		Offense Specified	Intercept		Date of Application	Authorized Length		
	Judge	Attorney General ¹		Type ²	Location ³		Original Order (Days)	Number of Extensions	Total Length (Days)
ARKANSAS, WESTERN									
2006-1	HENDREN	PLUMLEE	NARCOTICS	WC	D	08/02/2006	30	0	30
CALIFORNIA, CENTRAL									
2006-1	MANELLA	WARREN	CONSPIRACY	WC	D	12/20/2005	30	1	60
2006-2	KLAUSNER	SWARTZ	NARCOTICS	WC	D	01/27/2006	30	0	30
2006-3	LEW	SWARTZ	NARCOTICS	WC	D	02/06/2006	30	0	30
2006-4	SELNA	PARSKY	NARCOTICS	WC	D	02/08/2006	30	0	30
2006-5	ANDERSON	SWARTZ	NARCOTICS	WC	D	02/21/2006	30	0	30
2006-6	FISCHER	SWARTZ	NARCOTICS	WC	D	02/23/2006	30	1	60
2006-7	KLAUSNER	SWARTZ	NARCOTICS	WC	D	03/01/2006	30	0	30
2006-8	OTERO	SABIN	OTHER	WC	D	04/06/2006	30	1	60
2006-9	OTERO	SABIN	OTHER	WC	D	04/06/2006	30	1	60
2006-10	MATZ	SABIN	NARCOTICS	WC	D	04/10/2006	30	0	30
2006-11	SELNA	SWARTZ	NARCOTICS	WC	D	04/21/2006	30	3	120
2006-12	CARNEY	SABIN	NARCOTICS	WC	D	05/01/2006	30	1	60
2006-13	WALTER	SABIN	NARCOTICS	WC	D	05/01/2006	30	0	30
2006-14	OTERO	PARSKY	OTHER	WC	D	05/10/2006	30	0	30
2006-15	CARNEY	SWARTZ	NARCOTICS	WC	D	06/09/2006	30	0	30
2006-16	CARNEY	KEENEY	NARCOTICS	WC	D	06/13/2006	30	0	30
2006-17	SCHIAVELLI	WARREN	NARCOTICS	WC	D	06/20/2006	30	0	30
2006-18	CARNEY	WARREN	CONSPIRACY	WC	D	07/25/2006	30	2	90
2006-19	LARSON	WARREN	NARCOTICS	WC	D	07/26/2006	30	0	30
2006-20	CARNEY	SABIN	NARCOTICS	WC	D	08/14/2006	30	0	30
2006-21	ANDERSON	SABIN	NARCOTICS	WC	D	09/08/2006	30	0	30
2005-38	FISCHER	SWARTZ	CONSPIRACY	WC,OM	D,B	10/22/2004	30	6	210
2005-39	SYNDER	WARREN	NARCOTICS	WC	D	12/08/2004	30	0	30
2005-40	FEESS	SWARTZ	NARCOTICS	WC	D	12/14/2004	30	1	60
2005-41	MATZ	BIANCO	NARCOTICS	WC	D	09/27/2005	30	1	60
2005-42	LEW	WARREN	NARCOTICS	WC	D	10/12/2005	30	0	30
2005-43	SYNDER	BIANCO	NARCOTICS	WC	D	10/20/2005	30	0	30

¹ The prosecuting official authorized the filing of the application under provisions of the state's statute. (See Table 1 for this state's statutory citation.)

² Type: WC = Cellular or Mobile Telephone (Wire), WS = Standard Telephone (Wire), WO = Other (Wire), OM = Microphone (Oral), OO = Other (Oral), ED = Digital Pager (Electronic), EE = Computer or E-Mail (Electronic), EF = Fax Machine (Electronic), EO = Other (Electronic).

³ Location: D = Portable Device, H = Personal Residence, B = Business, A = Public Area, O = Other Location, R = Roving (Relaxed Specification Order), N = Not Specified.

* The first four digits of the A.O. number represent the year in which the wiretap was terminated. Wiretaps that were terminated prior to 2006 were not reported previously because they were part of ongoing investigations.

TABLE A-1
UNITED STATES DISTRICT COURTS

CALENDAR YEAR 2006

**REPORT BY PROSECUTORS OF COURT-AUTHORIZED INTERCEPTS OF WIRE, ORAL, OR ELECTRONIC COMMUNICATIONS
PURSUANT TO 18 U.S.C. 2519**

A.O. Number *	Number of Days in Oper- ation ⁴	Average Inter- cepts per Day	Number of ⁵			Costs		Number of					
			Persons Inter- cepted	Intercepts	Incrim- inating Intercepts	Total Cost in \$	Other Than Manpower in \$	Arrests	Trials	Motions to Suppress Intercepts ⁶			Persons Convicted
										G	D	P	
ARKANSAS, WESTERN													
2006-1	30	38	9	1,131	133	250,368	32,817	6	-	-	-	-	-
CALIFORNIA, CENTRAL													
2006-1	60	321	201	19,287	1,386	139,102	4,960	15	-	-	-	-	-
2006-2	28	31	26	866	862	43,041	3,500	3	-	-	-	-	-
2006-3	30	11	15	330	241	18,045	1,000	1	-	-	-	-	-
2006-4	30	12	4	350	260	37,899	6,475	-	-	-	-	-	-
2006-5	30	15	29	441	132	30,568	2,365	2	-	-	-	-	-
2006-6	51	103	10	5,268	1,669	32,526	3,550	-	-	-	-	-	-
2006-7	12	44	18	525	522	16,947	-	2	-	-	-	-	-
2006-8	45	63	95	2,838	1,243	87,500	7,500	8	-	-	-	-	8
2006-9	45	47	85	2,134	1,210	RELATED TO NO. 2006-8		RELATED TO NO. 2006-8					
2006-10	30	41	52	1,240	1,086	19,245	2,200	2	-	-	-	-	-
2006-11	120	30	240	3,639	717	84,000	-	11	-	-	-	-	-
2006-12	60	33	25	2,000	200	74,031	4,100	-	-	-	-	-	-
2006-13	28	42	94	1,169	3	4,500	4,500	1	-	-	-	-	-
2006-14	15	4	12	65	7	RELATED TO NO. 2006-8		RELATED TO NO. 2006-8					
2006-15	30	31	NR	922	-	26,544	3,100	-	-	-	-	-	-
2006-16	30	50	20	1,500	285	34,575	3,150	2	-	-	-	-	-
2006-17	23	-	-	-	-	34,900	13,893	-	-	-	-	-	-
2006-18	88	76	215	6,711	545	219,294	18,500	-	-	-	-	-	-
2006-19	21	7	9	148	59	12,205	610	1	-	-	-	-	-
2006-20	5	40	25	198	57	2,800	-	4	-	-	-	-	-
2006-21	30	15	47	460	59	31,713	2,600	1	-	-	-	-	-
2005-38	210	50	976	10,419	3,620	320,996	24,427	-	-	-	-	-	-
2005-39	30	39	92	1,169	99	53,000	9,000	-	-	-	-	-	-
2005-40	58	86	65	4,974	576	35,832	3,000	1	-	-	-	-	-
2005-41	60	24	77	1,435	950	36,955	2,865	-	-	-	-	-	-
2005-42	30	12	17	365	214	20,654	3,500	-	-	-	-	-	-
2005-43	29	28	47	800	240	83,414	23,414	-	-	-	-	-	-

⁴ NI indicates never installed. I indicates installed but never used. NP indicates no prosecutor's report.

⁵ NR indicates not reported or could not be determined.

⁶ Motions: G = Granted, D = Denied, P = Pending.

* The first four digits of the A.O. number represent the year in which the wiretap was terminated. Wiretaps that were terminated prior to 2006 were not reported previously because they were part of ongoing investigations.

TABLE A-1
UNITED STATES DISTRICT COURTS

CALENDAR YEAR 2006

**REPORT BY JUDGES OF COURT-AUTHORIZED INTERCEPTS OF WIRE, ORAL, OR ELECTRONIC COMMUNICATIONS
PURSUANT TO 18 U.S.C. 2519**

A.O. Number *	Authorizing Official		Offense Specified	Intercept		Date of Application	Authorized Length		
	Judge	Attorney General ¹		Type ²	Location ³		Original Order (Days)	Number of Extensions	Total Length (Days)
CALIFORNIA, CENTRAL (CONTINUED)									
2005-44	LEW	FISHER	NARCOTICS	WC	R	10/28/2005	30	0	30
2004-50	PREGERSON	SWARTZ	NARCOTICS	WC	D	10/16/2003	30	3	120
2004-51	PREGERSON	MALCOLM	NARCOTICS	WC	D	02/13/2004	30	3	120
2004-52	SYNDER	WARREN	NARCOTICS	WC	D	07/04/2004	30	0	30
2004-53	SYNDER	WARREN	NARCOTICS	WC	D	08/08/2004	30	1	60
2004-54	MATZ	KEENEY	NARCOTICS	WC	D	08/19/2004	30	1	60
2004-55	SYNDER	WARREN	NARCOTICS	WC	D	09/07/2004	30	0	30
2004-56	MATZ	SWARTZ	NARCOTICS	WC	D	10/06/2004	30	0	30
2004-57	SYNDER	WARREN	NARCOTICS	WC	D	10/20/2004	30	0	30
2004-58	FEESS	SWARTZ	NARCOTICS	WC	D	11/05/2004	30	0	30
2004-59	MANELLA	KEENEY	NARCOTICS	WC,EO	D	11/10/2004	30	0	30
2003-51	PREGERSON	MALCOLM	RACKETEERING	WC,WS	D,H	08/29/2003	30	1	60
CALIFORNIA, EASTERN									
2006-1	WANGER	WARREN	NARCOTICS	WC	D	10/06/2005	30	2	90
2006-2	GARCIA	KEENEY	NARCOTICS	WC	D	01/19/2006	30	0	30
2006-3	ISHII	KEENEY	NARCOTICS	WC	D	01/30/2006	30	0	30
2006-4	WANGER	PARSKY	NARCOTICS	WS	H	02/24/2006	30	0	30
2006-5	ISHII	WARREN	NARCOTICS	WC	D	03/27/2006	30	1	60
2006-6	WANGER	SWARTZ	NARCOTICS	WC	D	06/13/2006	30	0	30
2006-7	BURRELL	CAMPBELL	NARCOTICS	WC	D	06/26/2006	30	1	60
2006-8	ISHII	KEENEY	NARCOTICS	WC	D	07/07/2006	30	1	60
2006-9	WANGER	WARREN	NARCOTICS	WC	D	08/10/2006	30	0	30
2006-10	WANGER	MANDELKER	NARCOTICS	WC	D	08/24/2006	30	0	30
2006-11	WANGER	WARREN	NARCOTICS	WC	D	09/18/2006	30	0	30
2005-17	WANGER	FISHER	NARCOTICS	WC	D	12/01/2005	30	0	30
2005-18	GARCIA	WARREN	NARCOTICS	WC	D	12/12/2005	30	0	30
CALIFORNIA, NORTHERN									
2006-1	ARMSTRONG	KEENEY	CORRUPTION	WC,WS	D,B	09/02/2005	30	5	180
2006-2	JENSEN	SWARTZ	NARCOTICS	WC	D	10/17/2005	30	3	120

¹ The prosecuting official authorized the filing of the application under provisions of the state's statute. (See Table 1 for this state's statutory citation.)

² Type: WC = Cellular or Mobile Telephone (Wire), WS = Standard Telephone (Wire), WO = Other (Wire), OM = Microphone (Oral), OO = Other (Oral), ED = Digital Pager (Electronic), EE = Computer or E-Mail (Electronic), EF = Fax Machine (Electronic), EO = Other (Electronic).

³ Location: D = Portable Device, H = Personal Residence, B = Business, A = Public Area, O = Other Location, R = Roving (Relaxed Specification Order), N = Not Specified.

* The first four digits of the A.O. number represent the year in which the wiretap was terminated. Wiretaps that were terminated prior to 2006 were not reported previously because they were part of ongoing investigations.

TABLE A-1
UNITED STATES DISTRICT COURTS

CALENDAR YEAR 2006

**REPORT BY PROSECUTORS OF COURT-AUTHORIZED INTERCEPTS OF WIRE, ORAL, OR ELECTRONIC COMMUNICATIONS
PURSUANT TO 18 U.S.C. 2519**

A.O. Number *	Number of Days in Oper- ation ⁴	Average Inter- cepts per Day	Number of ⁵			Costs		Number of					
			Persons Inter- cepted	Intercepts	Incrim- inating Intercepts	Total Cost in \$	Other Than Manpower in \$	Arrests	Trials	Motions to Suppress Intercepts ⁶			Persons Con- victed
										G	D	P	
CALIFORNIA, CENTRAL (CONTINUED)													
2005-44	5	17	42	86	53	3,859	1,000	2	-	-	-	-	-
2004-50	116	27	83	3,097	447	64,849	4,900	-	-	-	-	-	-
2004-51	115	10	25	1,120	150	63,404	2,500	8	-	-	-	-	-
2004-52	30	16	36	467	300	63,200	6,000	1	-	-	-	-	-
2004-53	45	8	18	354	325	116,500	6,500	3	-	-	-	-	-
2004-54	59	34	283	2,000	1,506	53,859	4,635	1	-	-	-	-	-
2004-55	30	62	80	1,870	500	69,200	12,000	2	-	-	-	-	-
2004-56	30	42	145	1,275	975	17,417	2,650	1	1	-	-	-	-
2004-57	30	8	25	236	180	53,000	9,000	-	-	-	-	-	-
2004-58	30	50	89	1,500	1,285	35,657	1,200	1	-	-	-	-	-
2004-59	30	100	200	3,010	594	126,850	2,250	25	-	-	-	-	-
2003-51	60	117	67	7,001	2,861	7,859	4,000	-	-	-	-	-	-
CALIFORNIA, EASTERN													
2006-1	88	73	353	6,405	694	93,702	31,454	-	-	-	-	-	-
2006-2	15	58	60	868	87	48,722	26,172	-	-	-	-	-	-
2006-3	30	77	3,396	2,307	380	76,323	34,341	7	-	-	-	-	-
2006-4	28	28	131	798	257	536,000	38,000	10	-	-	-	-	-
2006-5	44	10	938	459	40	33,310	11,176	6	-	-	-	-	-
2006-6	22	112	34	2,456	228	32,307	3,000	4	-	-	-	-	-
2006-7	60	50	47	3,007	1,204	202,994	62,000	8	-	-	-	-	-
2006-8	48	79	281	3,802	705	90,729	16,610	12	-	-	-	-	-
2006-9	9	119	15	1,068	33	21,537	8,931	-	-	-	-	-	-
2006-10	23	39	68	893	76	30,348	17,848	1	-	-	-	-	-
2006-11	23	16	7	363	27	35,630	17,515	-	-	-	-	-	-
2005-17	21	-	1	6	-	11,034	2,600	-	-	-	-	-	-
2005-18	15	273	168	4,099	232	68,312	22,989	-	-	-	-	-	-
CALIFORNIA, NORTHERN													
2006-1	180	66	534	11,888	4,860	305,248	59,500	-	-	-	-	-	-
2006-2	120	264	1,131	31,659	2,785	92,603	32,000	29	-	-	3	-	-

⁴ NI indicates never installed. I indicates installed but never used. NP indicates no prosecutor's report.

⁵ NR indicates not reported or could not be determined.

⁶ Motions: G = Granted, D = Denied, P = Pending.

* The first four digits of the A.O. number represent the year in which the wiretap was terminated. Wiretaps that were terminated prior to 2006 were not reported previously because they were part of ongoing investigations.

TABLE A-1
UNITED STATES DISTRICT COURTS

CALENDAR YEAR 2006

**REPORT BY JUDGES OF COURT-AUTHORIZED INTERCEPTS OF WIRE, ORAL, OR ELECTRONIC COMMUNICATIONS
PURSUANT TO 18 U.S.C. 2519**

A.O. Number *	Authorizing Official		Offense Specified	Intercept		Date of Application	Authorized Length		
	Judge	Attorney General ¹		Type ²	Location ³		Original Order (Days)	Number of Extensions	Total Length (Days)
CALIFORNIA, NORTHERN (CONTINUED)									
2006-3	JENKINS	WARREN	NARCOTICS	WC	D	01/12/2006	30	1	60
2006-4	ILLSTON	SWARTZ	NARCOTICS	WC	D	03/31/2006	30	0	30
2006-5	WARE	KEENEY	NARCOTICS	WC	D	08/30/2006	30	0	30
2006-6	FOGEL	WARREN	NARCOTICS	WC	D	09/05/2006	30	0	30
2005-13	FOGEL	PARSKY	NARCOTICS	WC	D	12/20/2004	30	0	30
2005-14	JENKINS	PARSKY	NARCOTICS	WC	D	10/18/2005	30	1	60
2005-15	WHITE	BIANCO	NARCOTICS	WC	D	11/29/2005	30	0	30
CALIFORNIA, SOUTHERN									
2006-1	GONZALEZ	SWARTZ	NARCOTICS	WC	D	12/21/2005	30	1	60
2006-2	GONZALEZ	SWARTZ	NARCOTICS	WC	D	03/03/2006	30	3	120
2006-3	GONZALEZ	SWARTZ	NARCOTICS	WC	D	04/06/2006	30	1	60
2006-4	MILLER	SWARTZ	BRIBERY	WC,WO	D	04/12/2006	30	1	60
2006-5	BURNS	WARREN	NARCOTICS	WC	D	06/15/2006	30	2	90
2006-6	GONZALEZ	WARREN	NARCOTICS	WC	D	07/07/2006	30	1	60
2006-7	GONZALEZ	SABIN	NARCOTICS	WC	D	08/04/2006	30	3	120
2006-8	HUFF	WARREN	NARCOTICS	WC	D	08/24/2006	30	0	30
2006-9	BURNS	SWARTZ	NARCOTICS	WC	D	08/25/2006	30	0	30
2006-10	GONZALEZ	PARSKY	NARCOTICS	WC	D	10/27/2006	30	0	30
2005-21	WHELAN	WARREN	NARCOTICS	WC,WO	D	08/12/2005	30	2	90
2005-22	BENITEZ	BIANCO	NARCOTICS	WC	D	10/31/2005	30	1	60
2005-23	BREWSTER	PARSKY	NARCOTICS	WC	D	06/10/2005	30	4	150
COLORADO									
2006-1	WEINSHIENK	WARREN	NARCOTICS	WC	D	05/16/2006	30	3	120
2006-2	WEINSHIENK	SWARTZ	NARCOTICS	WC	D	05/26/2006	30	4	150
2006-3	WEINSHIENK	SWARTZ	NARCOTICS	WC	D	05/31/2006	30	1	60
2006-4	WEINSHIENK	WARREN	NARCOTICS	WC	D	07/10/2006	30	1	60
2006-5	WEINSHIENK	WARREN	NARCOTICS	WC	D	07/10/2006	30	0	30
2006-6	WEINSHIENK	WARREN	NARCOTICS	WC	D	07/26/2006	30	0	30
2006-7	WEINSHIENK	MANDELKER	NARCOTICS	WC	D	08/16/2006	30	0	30

¹ The prosecuting official authorized the filing of the application under provisions of the state's statute. (See Table 1 for this state's statutory citation.)

² Type: WC = Cellular or Mobile Telephone (Wire), WS = Standard Telephone (Wire), WO = Other (Wire), OM = Microphone (Oral), OO = Other (Oral), ED = Digital Pager (Electronic), EE = Computer or E-Mail (Electronic), EF = Fax Machine (Electronic), EO = Other (Electronic).

³ Location: D = Portable Device, H = Personal Residence, B = Business, A = Public Area, O = Other Location, R = Roving (Relaxed Specification Order), N = Not Specified.

* The first four digits of the A.O. number represent the year in which the wiretap was terminated. Wiretaps that were terminated prior to 2006 were not reported previously because they were part of ongoing investigations.

TABLE A-1
UNITED STATES DISTRICT COURTS

CALENDAR YEAR 2006

**REPORT BY PROSECUTORS OF COURT-AUTHORIZED INTERCEPTS OF WIRE, ORAL, OR ELECTRONIC COMMUNICATIONS
PURSUANT TO 18 U.S.C. 2519**

A.O. Number *	Number of Days in Oper- ation ⁴	Average Inter- cepts per Day	Number of ⁵			Costs		Number of					
			Persons Inter- cepted	Intercepts	Incrim- inating Intercepts	Total Cost in \$	Other Than Manpower in \$	Arrests	Trials	Motions to Suppress Intercepts ⁶			Persons Conv- icted
										G	D	P	
CALIFORNIA, NORTHERN (CONTINUED)													
2006-3	53	26	57	1,365	284	177,379	16,800	25	-	-	-	-	-
2006-4	30	104	58	3,107	593	63,806	13,000	3	-	-	-	-	-
2006-5	28	37	58	1,030	270	91,445	1,375	11	-	-	-	-	-
2006-6	30	34	51	1,017	100	100,891	15,671	-	-	-	-	-	-
2005-13	30	4	7	128	24	29,715	1,775	-	-	-	-	-	-
2005-14	59	39	66	2,305	837	132,552	16,600	RELATED TO NO. 2006-3					
2005-15	15	16	13	238	120	21,700	5,200	6	-	-	-	-	-
CALIFORNIA, SOUTHERN													
2006-1	59	51	40	3,035	126	110,324	-	3	-	-	-	-	-
2006-2	109	36	70	3,934	252	292,207	-	1	-	-	-	-	-
2006-3	60	53	15	3,184	268	160,848	-	1	1	-	-	-	-
2006-4	55	350	317	19,227	2,484	184,604	17,975	30	-	-	-	-	-
2006-5	87	23	318	1,978	951	45,129	6,350	-	-	-	-	-	-
2006-6	37	3	6	120	12	36,124	-	-	-	-	-	-	-
2006-7	99	71	32	7,025	495	96,656	-	-	-	-	-	-	-
2006-8	30	152	243	4,567	21	56,821	1,775	-	-	-	-	-	-
2006-9	30	77	349	2,297	198	14,701	1,775	-	-	-	-	-	-
2006-10	30	5	17	162	54	28,074	-	-	-	-	-	-	-
2005-21	89	8	34	709	180	41,693	6,500	RELATED TO NO. 2005-22					
2005-22	45	7	13	332	62	28,498	3,250	36	-	-	-	-	-
2005-23	149	208	626	31,012	5,794	293,346	29,825	-	-	-	-	-	-
COLORADO													
2006-1	110	54	25	5,974	3,631	143,888	-	4	-	-	-	-	-
2006-2	145	176	599	25,475	2,459	179,584	103,000	23	-	-	-	-	-
2006-3	30	467	663	13,996	13,996	-	-	-	-	-	-	-	-
2006-4	60	42	25	2,539	1,082	50,784	-	-	-	-	-	-	-
2006-5	15	75	10	1,129	43	7,200	-	-	-	-	-	-	-
2006-6	13	7	20	94	24	17,745	10,904	RELATED TO NO. 2006-8					
2006-7	30	22	30	668	181	44,971	-	7	-	-	-	-	-

⁴ NI indicates never installed. I indicates installed but never used. NP indicates no prosecutor's report.

⁵ NR indicates not reported or could not be determined.

⁶ Motions: G = Granted, D = Denied, P = Pending.

* The first four digits of the A.O. number represent the year in which the wiretap was terminated. Wiretaps that were terminated prior to 2006 were not reported previously because they were part of ongoing investigations.

TABLE A-1
UNITED STATES DISTRICT COURTS

CALENDAR YEAR 2006

**REPORT BY JUDGES OF COURT-AUTHORIZED INTERCEPTS OF WIRE, ORAL, OR ELECTRONIC COMMUNICATIONS
PURSUANT TO 18 U.S.C. 2519**

A.O. Number *	Authorizing Official		Offense Specified	Intercept		Date of Application	Authorized Length		
	Judge	Attorney General ¹		Type ²	Location ³		Original Order (Days)	Number of Extensions	Total Length (Days)
COLORADO (CONTINUED)									
2006-8	WEINSHIENK	WARREN	NARCOTICS	WC	D	08/18/2006	30	0	30
2006-9	KANE	MANDELKER	NARCOTICS	WC	D	11/01/2006	30	0	30
2005-16	WEINSHIENK	PARSKY	NARCOTICS	WC	D	08/31/2005	30	0	30
CONNECTICUT									
2006-1	ARTERTON	KEENEY	NARCOTICS	WC	D	01/24/2006	30	1	60
2006-2	BURNS	WARREN	NARCOTICS	WC	D	03/15/2006	30	1	60
2005-10	BURNS	KEENEY	RACKETEERING	WC,WO	D	08/12/2004	30	10	330
2005-11	BURNS	NAHMIAS	RACKETEERING	WC,WO	D	10/27/2004	30	9	300
2005-12	BURNS	KEENEY	RACKETEERING	WC	D	01/07/2005	30	4	150
2005-13	BURNS	KEENEY	RACKETEERING	WC	D	04/07/2005	30	1	60
2005-14	CHATIGNY	SWARTZ	NARCOTICS	WC	D	09/20/2005	30	2	90
2005-15	CHATIGNY	KEENEY	NARCOTICS	WC	D	12/15/2005	30	0	30
DISTRICT OF COLUMBIA									
2006-1	SULLIVAN	KEENEY	NARCOTICS	WC	D	11/22/2005	30	1	60
2006-2	HOGAN	WARREN	KIDNAPPING	EE	B	01/21/2006	30	0	30
FLORIDA, MIDDLE									
2006-1	MERRYDAY	PARSKY	NARCOTICS	WC	D	02/22/2006	30	0	30
2006-2	SCHLESINGER	WARREN	NARCOTICS	WC	D	02/23/2006	30	0	30
2005-16	LAZZARA	WARREN	NARCOTICS	WC	D	11/16/2004	30	1	60
2005-17	COVINGTON	PARSKY	NARCOTICS	WC	D	12/05/2005	30	0	30
FLORIDA, NORTHERN									
2006-1	HINKLE	BIANCO	NARCOTICS	WC	D	11/22/2005	30	1	60
2006-2	RODGERS	KEENEY	NARCOTICS	WC	D	04/15/2006	30	1	60
2006-3	COLLIER	SABIN	NARCOTICS	WC	D	05/05/2006	30	0	30
FLORIDA, SOUTHERN									
2006-1	HURLEY	BIANCO	NARCOTICS	WC	D	12/02/2005	30	3	120
2006-2	MIDDLEBROOKS	SWARTZ	NARCOTICS	WC	D	01/27/2006	30	0	30
2006-3	MORENO	WARREN	ROBBERY	WC	D	01/30/2006	30	0	30
2006-4	GRAHAM	SWARTZ	TERRORISM	WC	D	02/17/2006	30	2	90

¹ The prosecuting official authorized the filing of the application under provisions of the state's statute. (See Table 1 for this state's statutory citation.)

² Type: WC = Cellular or Mobile Telephone (Wire), WS = Standard Telephone (Wire), WO = Other (Wire), OM = Microphone (Oral), OO = Other (Oral), ED = Digital Pager (Electronic), EE = Computer or E-Mail (Electronic), EF = Fax Machine (Electronic), EO = Other (Electronic).

³ Location: D = Portable Device, H = Personal Residence, B = Business, A = Public Area, O = Other Location, R = Roving (Relaxed Specification Order), N = Not Specified.

* The first four digits of the A.O. number represent the year in which the wiretap was terminated. Wiretaps that were terminated prior to 2006 were not reported previously because they were part of ongoing investigations.

TABLE A-1
UNITED STATES DISTRICT COURTS

CALENDAR YEAR 2006

**REPORT BY PROSECUTORS OF COURT-AUTHORIZED INTERCEPTS OF WIRE, ORAL, OR ELECTRONIC COMMUNICATIONS
PURSUANT TO 18 U.S.C. 2519**

A.O. Number *	Number of Days in Oper- ation ⁴	Average Inter- cepts per Day	Number of ⁵			Costs		Number of					
			Persons Inter- cepted	Intercepts	Incrim- inating Intercepts	Total Cost in \$	Other Than Manpower in \$	Arrests	Trials	Motions to Suppress Intercepts ⁶			Persons Conv- icted
										G	D	P	
COLORADO (CONTINUED)													
2006-8	29	65	78	1,883	349	37,314	20,848	23	-	-	-	-	-
2006-9	30	105	25	3,157	1,157	25,392	-	-	-	-	-	-	-
2005-16	30	141	75	4,240	1,971	23,997	1,775	-	-	-	-	-	-
CONNECTICUT													
2006-1	60	41	53	2,475	339	85,956	21,417	8	-	-	-	-	-
2006-2	35	12	11	424	92	85,956	21,417	7	-	-	-	-	-
2005-10	330	152	371	50,283	90	616,301	78,060	-	-	-	-	-	-
2005-11	259	225	417	58,191	2,996	RELATED TO NO. 2005-10		-	-	-	-	-	-
2005-12	123	118	248	14,569	1,975	RELATED TO NO. 2005-10		-	-	-	-	-	-
2005-13	60	18	12	1,100	90	RELATED TO NO. 2005-10		-	-	-	-	-	-
2005-14	90	231	58	20,778	3,181	RELATED TO NO. 2005-15		RELATED TO NO. 2005-15					
2005-15	8	167	8	1,334	90	101,974	2,088	29	-	-	-	-	21
DISTRICT OF COLUMBIA													
2006-1	60	195	419	11,672	1,233	58,430	2,050	9	-	-	-	-	-
2006-2	12	64	24	770	770	16,494	10,000	-	-	-	-	-	-
FLORIDA, MIDDLE													
2006-1	15	NR	NR	NR	NR	119,660	5,883	16	1	-	1	-	16
2006-2	30	234	512	7,011	2,560	200,000	25,000	7	-	-	-	-	-
2005-16	55	110	18	6,058	823	94,695	7,000	-	-	-	-	-	-
2005-17	14	47	15	656	75	64,118	5,400	-	-	-	-	-	-
FLORIDA, NORTHERN													
2006-1	59	348	25	20,504	1,093	89,000	6,000	13	-	-	-	-	13
2006-2	35	107	85	3,729	239	200,910	8,640	20	-	-	-	-	-
2006-3	12	108	73	1,300	142	200,910	8,640	28	1	-	-	-	16
FLORIDA, SOUTHERN													
2006-1	107	35	145	3,780	1,113	130,174	3,200	8	-	-	-	-	-
2006-2	30	192	100	5,760	4,500	308,400	-	40	1	-	1	-	38
2006-3	22	189	94	4,161	141	131,013	2,250	7	1	-	-	-	7
2006-4	86	55	25	4,742	182	107,343	4,040	7	-	-	-	-	-

⁴ NI indicates never installed. I indicates installed but never used. NP indicates no prosecutor's report.

⁵ NR indicates not reported or could not be determined.

⁶ Motions: G = Granted, D = Denied, P = Pending.

* The first four digits of the A.O. number represent the year in which the wiretap was terminated. Wiretaps that were terminated prior to 2006 were not reported previously because they were part of ongoing investigations.

TABLE A-1
UNITED STATES DISTRICT COURTS

CALENDAR YEAR 2006

**REPORT BY JUDGES OF COURT-AUTHORIZED INTERCEPTS OF WIRE, ORAL, OR ELECTRONIC COMMUNICATIONS
PURSUANT TO 18 U.S.C. 2519**

A.O. Number *	Authorizing Official		Offense Specified	Intercept		Date of Application	Authorized Length		
	Judge	Attorney General ¹		Type ²	Location ³		Original Order (Days)	Number of Extensions	Total Length (Days)
FLORIDA, SOUTHERN (CONTINUED)									
2006-5	GRAHAM	WARREN	TERRORISM	WC	D	03/02/2006	30	3	120
2006-6	GRAHAM	SABIN	TERRORISM	OM	O	03/30/2006	30	1	60
2006-7	MIDDLEBROOKS	WARREN	NARCOTICS	WC	D	04/18/2006	30	0	30
2006-8	LENARD	KEENEY	NARCOTICS	WC	D	05/11/2006	30	0	30
2006-9	HURLEY	CAMPBELL	NARCOTICS	WC	D	06/29/2006	30	1	60
2006-10	JORDAN	WARREN	NARCOTICS	WC	D	08/18/2006	30	0	30
2005-21	GOLD	PARSKY	NARCOTICS	WC	D	06/15/2004	30	10	330
GEORGIA, MIDDLE									
2006-1	ROYAL	KEENEY	NARCOTICS	WC	D	06/01/2006	30	0	30
GEORGIA, NORTHERN									
2006-1	CAMP	KEENEY	NARCOTICS	WC	D	11/21/2005	30	2	90
2006-2	CARNES	BIANCO	NARCOTICS	WC	D	12/16/2005	30	1	60
2006-3	STORY	PARSKY	NARCOTICS	WC	D	03/01/2006	30	1	60
2006-4	MARTIN	WARREN	NARCOTICS	WC	D	03/13/2006	30	0	30
2006-5	STORY	WARREN	NARCOTICS	WC	D	03/24/2006	30	1	60
2006-6	MARTIN	KEENEY	NARCOTICS	WC	D	04/26/2006	30	1	60
2006-7	MARTIN	KEENEY	NARCOTICS	WC	D	05/19/2006	30	1	60
2006-8	MARTIN	SABIN	NARCOTICS	WC	D	05/23/2006	30	0	30
2006-9	CAMP	SWARTZ	NARCOTICS	WC	D	06/09/2006	30	1	60
2006-10	THRASH	KEENEY	CONSPIRACY	WC	D	06/16/2006	30	0	30
2006-11	CAMP	KEENEY	NARCOTICS	WC	D	06/26/2006	30	0	30
2006-12	MURPHY	WARREN	NARCOTICS	WC	D	06/30/2006	30	2	90
2006-13	DUFFEY	WARREN	NARCOTICS	WC	D	07/21/2006	30	0	30
2006-14	DUFFEY	WARREN	NARCOTICS	WC	D	08/16/2006	30	0	30
2006-15	MURPHY	KEENEY	NARCOTICS	WC	D	09/01/2006	30	0	30
2006-16	MURPHY	WARREN	NARCOTICS	WC	D	09/28/2006	30	0	30
2005-18	PANNELL	KEENEY	NARCOTICS	WC	D	08/17/2005	30	0	30
2005-19	PANNELL	SWARTZ	NARCOTICS	WC	D	08/26/2005	30	0	30
2005-20	PANNELL	KEENEY	NARCOTICS	WC	D	08/30/2005	30	0	30

¹ The prosecuting official authorized the filing of the application under provisions of the state's statute. (See Table 1 for this state's statutory citation.)

² Type: WC = Cellular or Mobile Telephone (Wire), WS = Standard Telephone (Wire), WO = Other (Wire), OM = Microphone (Oral), OO = Other (Oral), ED = Digital Pager (Electronic), EE = Computer or E-Mail (Electronic), EF = Fax Machine (Electronic), EO = Other (Electronic).

³ Location: D = Portable Device, H = Personal Residence, B = Business, A = Public Area, O = Other Location, R = Roving (Relaxed Specification Order), N = Not Specified.

* The first four digits of the A.O. number represent the year in which the wiretap was terminated. Wiretaps that were terminated prior to 2006 were not reported previously because they were part of ongoing investigations.

TABLE A-1
UNITED STATES DISTRICT COURTS

CALENDAR YEAR 2006

**REPORT BY PROSECUTORS OF COURT-AUTHORIZED INTERCEPTS OF WIRE, ORAL, OR ELECTRONIC COMMUNICATIONS
PURSUANT TO 18 U.S.C. 2519**

A.O. Number *	Number of Days in Oper- ation ⁴	Average Inter- cepts per Day	Number of ⁵			Costs		Number of					
			Persons Inter- cepted	Intercepts	Incrim- inating Intercepts	Total Cost in \$	Other Than Manpower in \$	Arrests	Trials	Motions to Suppress Intercepts ⁶			Persons Con- victed
										G	D	P	
FLORIDA, SOUTHERN (CONTINUED)													
2006-5	114	81	33	9,195	253	89,886	4,640	7	-	-	-	-	-
2006-6	56	1	9	55	14	71,975	7,632	7	-	-	-	-	-
2006-7	30	-	-	-	-	RELATED TO NO. 2006-2		-	-	-	-	-	-
2006-8	8	40	21	321	90	22,844	2,890	3	-	-	-	-	3
2006-9	60	90	52	5,400	2,015	31,477	9,169	11	-	-	-	-	-
2006-10	14	60	40	845	111	25,771	3,000	1	-	-	-	-	-
2005-21	330	24	110	7,760	3,446	584,175	27,500	-	-	-	-	-	-
GEORGIA, MIDDLE													
2006-1	30	138	40	4,127	461	164,866	7,000	-	-	-	-	-	-
GEORGIA, NORTHERN													
2006-1	25	47	25	1,173	305	35,000	17,000	-	-	-	-	-	-
2006-2	50	39	60	1,928	469	61,520	43,520	-	-	-	-	-	-
2006-3	58	53	148	3,083	442	311,647	3,600	12	-	-	-	-	-
2006-4	11	41	26	456	102	11,874	650	9	-	-	-	-	-
2006-5	30	24	97	718	224	162,936	3,600	RELATED TO NO. 2006-3					
2006-6	48	92	185	4,411	971	258,538	3,600	RELATED TO NO. 2006-3					
2006-7	60	40	-	2,381	626	322,272	3,600	RELATED TO NO. 2006-3					
2006-8	15	21	20	316	68	19,079	1,775	-	-	-	-	-	-
2006-9	60	6	16	388	36	338,206	3,600	RELATED TO NO. 2006-3					
2006-10	20	5	147	101	3	17,881	993	3	-	-	-	-	-
2006-11	30	66	119	1,986	473	162,936	3,600	RELATED TO NO. 2006-3					
2006-12	90	101	79	9,059	1,587	219,644	100,297	4	-	-	-	-	-
2006-13	30	21	15	629	73	173,559	3,600	RELATED TO NO. 2006-3					
2006-14	6	200	13	1,202	40	35,467	3,600	RELATED TO NO. 2006-3					
2006-15	28	39	42	1,086	76	RELATED TO NO. 2006-12		RELATED TO NO. 2006-12					
2006-16	30	96	54	2,880	858	RELATED TO NO. 2006-12		RELATED TO NO. 2006-12					
2005-18	23	11	16	260	30	27,180	16,380	-	-	-	-	-	-
2005-19	2	73	11	146	5	32,410	3,000	5	-	-	-	-	-
2005-20	30	64	20	1,906	135	37,800	19,800	-	-	-	-	-	-

⁴ NI indicates never installed. I indicates installed but never used. NP indicates no prosecutor's report.

⁵ NR indicates not reported or could not be determined.

⁶ Motions: G = Granted, D = Denied, P = Pending.

* The first four digits of the A.O. number represent the year in which the wiretap was terminated. Wiretaps that were terminated prior to 2006 were not reported previously because they were part of ongoing investigations.

TABLE A-1
UNITED STATES DISTRICT COURTS

CALENDAR YEAR 2006

**REPORT BY JUDGES OF COURT-AUTHORIZED INTERCEPTS OF WIRE, ORAL, OR ELECTRONIC COMMUNICATIONS
PURSUANT TO 18 U.S.C. 2519**

A.O. Number *	Authorizing Official		Offense Specified	Intercept		Date of Application	Authorized Length		
	Judge	Attorney General ¹		Type ²	Location ³		Original Order (Days)	Number of Extensions	Total Length (Days)
GEORGIA, NORTHERN (CONTINUED)									
2005-21	MARTIN	PARSKY	NARCOTICS	WC	D	09/01/2005	30	0	30
2005-22	MARTIN	SWARTZ	NARCOTICS	WC	D	09/14/2005	30	0	30
2005-23	MARTIN	WARREN	NARCOTICS	WC	D	09/23/2005	30	0	30
2005-24	MARTIN	BIANCO	NARCOTICS	WC	D	09/28/2005	30	0	30
2005-25	HUNT	SWARTZ	NARCOTICS	WC	D	10/05/2005	30	0	30
2005-26	DUFFEY	KEENEY	NARCOTICS	WC	D	10/09/2005	30	0	30
2005-27	CAMP	KEENEY	NARCOTICS	WC	D	11/07/2005	30	0	30
2005-28	CARNES	SWARTZ	NARCOTICS	WC	D	11/10/2005	30	0	30
HAWAII									
2005-9	MOLLWAY	WARREN	NARCOTICS	WC	D	10/13/2005	30	0	30
IDAHO									
2006-1	WINMILL	SWARTZ	NARCOTICS	WC	D	02/27/2006	30	0	30
ILLINOIS, CENTRAL									
2006-1	MCCUSKEY	GONZALES	KIDNAPPING	WC	D	09/14/2006	2	1	32
2005-3	SCOTT	PARSKY	NARCOTICS	WC	D	10/21/2005	30	0	30
ILLINOIS, NORTHERN									
2006-1	KOCORAS	PARSKY	NARCOTICS	WC,WO	D	11/30/2005	30	2	90
2006-2	KOCORAS	WARREN	NARCOTICS	WC	D	04/18/2006	30	0	30
2006-3	KOCORAS	SWARTZ	NARCOTICS	WC	D	04/21/2006	30	0	30
2006-4	HOLDERMAN	SABIN	FIREARMS	WC	D	07/10/2006	30	0	30
ILLINOIS, SOUTHERN									
2006-1	HERNDON	SWARTZ	NARCOTICS	WC	D	03/27/2006	30	2	90
2006-2	HERNDON	PARSKY	NARCOTICS	WC	D	05/17/2006	30	1	60
2006-3	HERNDON	CAMPBELL	NARCOTICS	WC	D	06/29/2006	30	0	30
2006-4	HERNDON	KEENEY	NARCOTICS	WC	D	07/27/2006	30	0	30
2006-5	HERNDON	WARREN	NARCOTICS	WC	D	08/16/2006	30	0	30
2006-6	HERNDON	KEENEY	NARCOTICS	WC	D	09/18/2006	30	0	30

¹ The prosecuting official authorized the filing of the application under provisions of the state's statute. (See Table 1 for this state's statutory citation.)

² Type: WC = Cellular or Mobile Telephone (Wire), WS = Standard Telephone (Wire), WO = Other (Wire), OM = Microphone (Oral), OO = Other (Oral), ED = Digital Pager (Electronic), EE = Computer or E-Mail (Electronic), EF = Fax Machine (Electronic), EO = Other (Electronic).

³ Location: D = Portable Device, H = Personal Residence, B = Business, A = Public Area, O = Other Location, R = Roving (Relaxed Specification Order), N = Not Specified.

* The first four digits of the A.O. number represent the year in which the wiretap was terminated. Wiretaps that were terminated prior to 2006 were not reported previously because they were part of ongoing investigations.

TABLE A-1
UNITED STATES DISTRICT COURTS

CALENDAR YEAR 2006

**REPORT BY PROSECUTORS OF COURT-AUTHORIZED INTERCEPTS OF WIRE, ORAL, OR ELECTRONIC COMMUNICATIONS
PURSUANT TO 18 U.S.C. 2519**

A.O. Number *	Number of Days in Oper- ation ⁴	Average Inter- cepts per Day	Number of ⁵			Costs		Number of					
			Persons Inter- cepted	Intercepts	Incrim- inating Intercepts	Total Cost in \$	Other Than Manpower in \$	Arrests	Trials	Motions to Suppress Intercepts ⁶			Persons Convicted
										G	D	P	
GEORGIA, NORTHERN (CONTINUED)													
2005-21	I	-	-	-	-	-	-	-	-	-	-	-	-
2005-22	1	31	6	31	11	5,689	3,500	-	-	-	-	-	-
2005-23	17	10	8	171	32	36,683	1,350	5	-	-	-	-	-
2005-24	NI	-	-	-	-	-	-	-	-	-	-	-	-
2005-25	28	24	18	686	94	31,620	3,000	-	-	-	-	-	-
2005-26	18	52	22	940	131	33,682	3,500	-	-	-	-	-	-
2005-27	30	38	30	1,141	227	37,800	19,800	-	-	-	-	-	-
2005-28	9	132	22	1,188	1,000	18,591	3,500	6	-	-	-	-	-
HAWAII													
2005-9	30	72	1,209	2,146	363	147,626	3,500	7	-	-	-	-	-
IDAHO													
2006-1	30	67	140	2,004	1,826	66,449	8,000	-	-	-	-	-	-
ILLINOIS, CENTRAL													
2006-1	2	31	3	62	17	16,324	2,280	2	-	-	-	-	-
2005-3	11	66	63	729	53	12,141	525	-	-	-	-	-	-
ILLINOIS, NORTHERN													
2006-1	69	124	259	8,582	1,061	211,557	4,000	8	-	-	-	-	-
2006-2	30	9	16	280	67	35,000	35,000	20	-	-	-	-	-
2006-3	22	110	74	2,412	203	173,702	1,000	4	-	-	-	1	-
2006-4	30	18	15	530	100	53,500	3,500	25	-	-	-	-	-
ILLINOIS, SOUTHERN													
2006-1	88	132	4,402	11,585	943	11,482	3,250	2	-	-	-	-	-
2006-2	38	168	2,685	6,394	457	10,732	2,500	2	-	-	-	-	-
2006-3	30	34	45	1,024	300	53,500	3,500	3	-	-	-	-	-
2006-4	20	32	30	634	125	55,026	2,250	1	-	-	-	-	-
2006-5	30	27	40	817	245	27,886	-	-	-	-	-	-	-
2006-6	24	57	45	1,360	448	45,500	-	8	-	-	-	-	-

⁴ NI indicates never installed. I indicates installed but never used. NP indicates no prosecutor's report.

⁵ NR indicates not reported or could not be determined.

⁶ Motions: G = Granted, D = Denied, P = Pending.

* The first four digits of the A.O. number represent the year in which the wiretap was terminated. Wiretaps that were terminated prior to 2006 were not reported previously because they were part of ongoing investigations.

TABLE A-1
UNITED STATES DISTRICT COURTS

CALENDAR YEAR 2006

REPORT BY JUDGES OF COURT-AUTHORIZED INTERCEPTS OF WIRE, ORAL, OR ELECTRONIC COMMUNICATIONS PURSUANT TO 18 U.S.C. 2519									
A.O. Number *	Authorizing Official		Offense Specified	Intercept		Date of Application	Authorized Length		
	Judge	Attorney General ¹		Type ²	Location ³		Orig-inal Order (Days)	Num-ber of Exten-sions	Total Length (Days)
INDIANA, NORTHERN									
2006-1	SIMON	BIANCO	NARCOTICS	WC	D	11/21/2005	30	2	90
2006-2	SPRINGMANN	WARREN	NARCOTICS	WC	D	01/19/2006	30	2	90
2006-3	MOODY	KEENEY	NARCOTICS	WC	D	09/25/2006	30	1	60
INDIANA, SOUTHERN									
2006-1	YOUNG	KEENEY	NARCOTICS	WC	D	10/05/2006	30	1	60
2006-2	TINDER	WARREN	NARCOTICS	WC	D	10/05/2006	30	0	30
2006-3	TINDER	MANDELKER	NARCOTICS	WC	D	10/28/2006	30	1	60
2005-6	MCKINNEY	SWARTZ	NARCOTICS	WC	D	11/23/2005	30	0	30
2005-7	MCKINNEY	WARREN	NARCOTICS	WC	D	12/09/2005	30	0	30
KANSAS									
2006-1	VRATIL	SWARTZ	RACKETEERING	WC,WS	D,B	12/07/2005	30	1	60
2005-12	ROGERS	KEENEY	NARCOTICS	WC	D	11/10/2005	30	0	30
2005-13	ROGERS	WARREN	NARCOTICS	WC	D	11/22/2005	30	0	30
KENTUCKY, EASTERN									
2006-1	REEVES	KEENEY	NARCOTICS	WC	D	07/10/2006	30	0	30
2006-2	REEVES	KEENEY	NARCOTICS	WC	D	08/12/2006	30	0	30
KENTUCKY, WESTERN									
2006-1	HEYBURN	KEENEY	NARCOTICS	OM	B	01/24/2006	30	0	30
LOUISIANA, EASTERN									
2006-1	BERRIGAN	WARREN	NARCOTICS	WC	D	02/10/2006	30	1	60
2006-2	BARBIER	WARREN	NARCOTICS	WC	D	03/13/2006	30	0	30
2006-3	BARBIER	SWARTZ	NARCOTICS	WC	D	07/10/2006	30	1	60
2006-4	BARBIER	KEENEY	NARCOTICS	WC	D	07/26/2006	30	1	60
2006-5	BARBIER	SABIN	NARCOTICS	WC	D	08/08/2006	30	0	30
2006-6	BARBIER	SABIN	NARCOTICS	WC	D	08/24/2006	30	1	60
2006-7	BARBIER	SABIN	NARCOTICS	WC	D	09/14/2006	30	0	30
2006-8	VANCE	SABIN	NARCOTICS	WC	D	09/27/2006	30	0	30
2005-9	AFRICK	WARREN	NARCOTICS	WC	D	11/01/2004	30	2	90

¹ The prosecuting official authorized the filing of the application under provisions of the state's statute. (See Table 1 for this state's statutory citation.)

² Type: WC = Cellular or Mobile Telephone (Wire), WS = Standard Telephone (Wire), WO = Other (Wire), OM = Microphone (Oral), OO = Other (Oral), ED = Digital Pager (Electronic), EE = Computer or E-Mail (Electronic), EF = Fax Machine (Electronic), EO = Other (Electronic).

³ Location: D = Portable Device, H = Personal Residence, B = Business, A = Public Area, O = Other Location, R = Roving (Relaxed Specification Order), N = Not Specified.

* The first four digits of the A.O. number represent the year in which the wiretap was terminated. Wiretaps that were terminated prior to 2006 were not reported previously because they were part of ongoing investigations.

TABLE A-1
UNITED STATES DISTRICT COURTS

CALENDAR YEAR 2006

**REPORT BY PROSECUTORS OF COURT-AUTHORIZED INTERCEPTS OF WIRE, ORAL, OR ELECTRONIC COMMUNICATIONS
PURSUANT TO 18 U.S.C. 2519**

A.O. Number *	Number of Days in Oper-ation ⁴	Average Inter-cepts per Day	Number of ⁵			Costs		Number of					
			Persons Inter-cepted	Intercepts	Incrim-inating Intercepts	Total Cost in \$	Other Than Manpower in \$	Arrests	Trials	Motions to Suppress Intercepts ⁶			Persons Con- victed
										G	D	P	
INDIANA, NORTHERN													
2006-1	87	5	303	432	301	84,638	39,470	6	-	-	1	-	2
2006-2	76	51	32	3,845	403	80,200	9,100	7	-	-	-	-	3
2006-3	46	49	61	2,260	185	105,000	25,000	7	-	-	-	-	-
INDIANA, SOUTHERN													
2006-1	49	42	64	2,072	484	201,099	44,926	13	-	-	-	-	-
2006-2	14	7	4	97	21	20,376	15,000	-	-	-	-	-	-
2006-3	44	47	10	2,055	108	31,896	15,000	-	-	-	-	-	-
2005-6	27	28	7	767	210	28,540	5,500	-	-	-	-	-	-
2005-7	10	-	-	-	-	28,540	5,500	-	-	-	-	-	-
KANSAS													
2006-1	55	20	501	1,094	599	93,600	4,500	13	-	-	-	-	-
2005-12	13	274	58	3,558	353	17,350	1,750	-	-	-	-	-	-
2005-13	14	43	58	606	115	12,950	1,750	-	-	-	-	-	-
KENTUCKY, EASTERN													
2006-1	30	21	44	625	65	64,457	5,775	3	-	-	-	-	-
2006-2	26	59	44	1,529	131	65,682	7,000	3	-	-	-	-	-
KENTUCKY, WESTERN													
2006-1	30	4	39	120	40	13,358	6,840	10	-	-	-	1	5
LOUISIANA, EASTERN													
2006-1	30	175	222	5,238	778	107,000	43,000	22	-	-	-	-	-
2006-2	10	-	-	-	-	1,500	1,500	-	-	-	-	-	-
2006-3	30	95	108	2,844	621	104,015	17,164	RELATED TO NO. 2006-4					
2006-4	59	114	167	6,722	1,367	190,345	33,757	41	-	-	-	-	-
2006-5	1	77	3	77	2	3,695	572	RELATED TO NO. 2006-4					
2006-6	37	47	41	1,731	543	113,277	19,119	RELATED TO NO. 2006-4					
2006-7	18	49	15	875	257	22,608	11,369	4	-	-	-	-	-
2006-8	9	909	81	8,178	165	8,614	4,752	-	-	-	-	-	-
2005-9	90	236	350	21,256	1,595	384,477	7,000	-	-	-	-	-	-

⁴ NI indicates never installed. I indicates installed but never used. NP indicates no prosecutor's report.

⁵ NR indicates not reported or could not be determined.

⁶ Motions: G = Granted, D = Denied, P = Pending.

* The first four digits of the A.O. number represent the year in which the wiretap was terminated. Wiretaps that were terminated prior to 2006 were not reported previously because they were part of ongoing investigations.

TABLE A-1
UNITED STATES DISTRICT COURTS

CALENDAR YEAR 2006

REPORT BY JUDGES OF COURT-AUTHORIZED INTERCEPTS OF WIRE, ORAL, OR ELECTRONIC COMMUNICATIONS PURSUANT TO 18 U.S.C. 2519									
A.O. Number *	Authorizing Official		Offense Specified	Intercept		Date of Application	Authorized Length		
	Judge	Attorney General ¹		Type ²	Location ³		Original Order (Days)	Number of Extensions	Total Length (Days)
LOUISIANA, WESTERN									
2005-9	HICKS	WARREN	NARCOTICS	WC	D	10/11/2005	30	0	30
MARYLAND									
2006-1	DAVIS	KEENEY	NARCOTICS	WC	D	12/20/2005	30	1	60
2006-2	MOTZ	KEENEY	NARCOTICS	WC	D	02/22/2006	30	3	120
2006-3	BENNETT	WARREN	NARCOTICS	WC	D	04/28/2006	30	0	30
2006-4	BENNETT	KEENEY	NARCOTICS	WC	D	06/08/2006	30	0	30
2006-5	LEGG	KEENEY	NARCOTICS	WC	D	06/15/2006	30	1	60
2006-6	MOTZ	KEENEY	NARCOTICS	WC	D	06/19/2006	30	0	30
2006-7	BLAKE	KEENEY	NARCOTICS	WC	D	06/23/2006	30	0	30
2006-8	BENNETT	SABIN	NARCOTICS	WC	D	07/12/2006	30	0	30
2006-9	LEGG	WARREN	NARCOTICS	WC	D	07/20/2006	30	0	30
2006-10	QUARLES	SABIN	NARCOTICS	WC	D	07/27/2006	30	1	60
2006-11	LEGG	SABIN	NARCOTICS	WC	D	07/28/2006	30	0	30
2006-12	MOTZ	SABIN	NARCOTICS	WC	D	07/31/2006	30	2	90
2006-13	MOTZ	SABIN	NARCOTICS	WC	D	07/31/2006	30	0	30
2006-14	MOTZ	SABIN	NARCOTICS	WC	D	10/05/2006	30	0	30
2006-15	MOTZ	MANDELKER	NARCOTICS	WC	D	10/25/2006	30	1	60
2005-9	GARBIS	SWARTZ	NARCOTICS	WC	D	03/11/2005	30	1	60
2005-10	WILLIAMS	WARREN	NARCOTICS	WC	D	11/09/2005	30	0	30
2004-15	TITUS	PARSKY	RACKETEERING	WC	D	04/28/2004	30	1	60
MASSACHUSETTS									
2006-1	LINDSAY	BIANCO	NARCOTICS	WC	D	12/01/2005	30	0	30
2006-2	LINDSAY	SWARTZ	NARCOTICS	WC	D	02/02/2006	30	3	120
2006-3	SAYLOR	KEENEY	NARCOTICS	WC	D	02/16/2006	30	0	30
2006-4	PONSOR	WARREN	NARCOTICS	WC	D	03/13/2006	30	0	30
2006-5	SAYLOR	KEENEY	NARCOTICS	WC	D	03/27/2006	30	0	30
2006-6	PONSOR	SABIN	NARCOTICS	WC	D	04/11/2006	30	0	30
2006-7	ZOBEL	SABIN	NARCOTICS	WC	D	05/19/2006	30	1	60
2006-8	GORTON	SABIN	NARCOTICS	WC	D	09/22/2006	30	0	30

¹ The prosecuting official authorized the filing of the application under provisions of the state's statute. (See Table 1 for this state's statutory citation.)

² Type: WC = Cellular or Mobile Telephone (Wire), WS = Standard Telephone (Wire), WO = Other (Wire), OM = Microphone (Oral), OO = Other (Oral), ED = Digital Pager (Electronic), EE = Computer or E-Mail (Electronic), EF = Fax Machine (Electronic), EO = Other (Electronic).

³ Location: D = Portable Device, H = Personal Residence, B = Business, A = Public Area, O = Other Location, R = Roving (Relaxed Specification Order), N = Not Specified.

* The first four digits of the A.O. number represent the year in which the wiretap was terminated. Wiretaps that were terminated prior to 2006 were not reported previously because they were part of ongoing investigations.

TABLE A-1
UNITED STATES DISTRICT COURTS

CALENDAR YEAR 2006

**REPORT BY PROSECUTORS OF COURT-AUTHORIZED INTERCEPTS OF WIRE, ORAL, OR ELECTRONIC COMMUNICATIONS
PURSUANT TO 18 U.S.C. 2519**

A.O. Number *	Number of Days in Oper-ation ⁴	Average Inter-cepts per Day	Number of ⁵			Costs		Number of					
			Persons Inter-cepted	Intercepts	Incrim-inating Intercepts	Total Cost in \$	Other Than Manpower in \$	Arrests	Trials	Motions to Suppress Intercepts ⁶			Persons Conv-icted
										G	D	P	
LOUISIANA, WESTERN													
2005-9	20	47	25	932	21	19,026	450	-	-	-	-	-	-
MARYLAND													
2006-1	60	114	1,690	6,837	168	85,000	7,000	-	-	-	-	-	-
2006-2	I	-	-	-	-	82,380	7,500	-	-	-	-	-	-
2006-3	29	14	24	420	33	91,920	1,175	-	-	-	-	-	-
2006-4	16	24	11	387	135	82,878	3,100	-	-	-	-	-	-
2006-5	60	44	60	2,649	200	73,000	6,000	18	-	-	-	-	17
2006-6	30	23	41	679	94	14,980	2,500	-	-	-	-	-	-
2006-7	21	75	20	1,581	290	23,000	2,000	RELATED TO NO. 2006-5					
2006-8	7	8	5	53	21	60,806	1,800	-	-	-	-	-	-
2006-9	7	100	20	697	50	9,000	2,000	RELATED TO NO. 2006-5					
2006-10	60	12	15	734	217	20,231	1,800	-	-	-	-	-	-
2006-11	11	13	15	138	40	13,000	2,000	RELATED TO NO. 2006-5					
2006-12	90	NR	NR	NR	NR	41,190	3,750	10	-	-	-	-	-
2006-13	29	27	NR	793	126	46,900	2,600	-	-	-	-	-	-
2006-14	30	49	50	1,470	495	76,074	3,970	16	-	-	-	-	-
2006-15	43	163	191	7,028	1,627	109,709	6,710	16	-	-	-	-	-
2005-9	59	54	75	3,159	150	-	-	-	-	-	-	-	-
2005-10	29	29	75	827	125	302,000	120,000	13	-	-	-	-	-
2004-15	60	122	196	7,333	605	44,210	5,300	-	-	-	-	-	-
MASSACHUSETTS													
2006-1	30	84	135	2,526	149	70,193	3,300	RELATED TO NO. 2006-2					
2006-2	120	72	287	8,614	475	291,139	13,200	4	-	-	-	-	-
2006-3	8	23	29	183	47	29,000	7,000	4	-	-	-	-	-
2006-4	28	47	218	1,329	144	66,930	16,906	-	-	-	-	-	-
2006-5	29	9	43	260	43	17,000	7,000	4	-	-	-	-	-
2006-6	30	184	200	5,526	739	82,095	3,750	-	-	-	-	-	-
2006-7	60	60	50	3,606	1,361	31,744	-	-	-	-	-	-	-
2006-8	30	16	83	495	119	47,499	-	-	-	-	-	-	-

⁴ NI indicates never installed. I indicates installed but never used. NP indicates no prosecutor's report.

⁵ NR indicates not reported or could not be determined.

⁶ Motions: G = Granted, D = Denied, P = Pending.

* The first four digits of the A.O. number represent the year in which the wiretap was terminated. Wiretaps that were terminated prior to 2006 were not reported previously because they were part of ongoing investigations.

TABLE A-1
UNITED STATES DISTRICT COURTS

CALENDAR YEAR 2006

**REPORT BY JUDGES OF COURT-AUTHORIZED INTERCEPTS OF WIRE, ORAL, OR ELECTRONIC COMMUNICATIONS
PURSUANT TO 18 U.S.C. 2519**

A.O. Number *	Authorizing Official		Offense Specified	Intercept		Date of Application	Authorized Length		
	Judge	Attorney General ¹		Type ²	Location ³		Original Order (Days)	Number of Extensions	Total Length (Days)
MASSACHUSETTS (CONTINUED)									
2005-2	WOLF	WARREN	NARCOTICS	WC	D	09/29/2005	30	0	30
2005-3	WOLF	PARSKY	NARCOTICS	WC	D	10/20/2005	30	0	30
MICHIGAN, EASTERN									
2006-1	HOOD	PARSKY	NARCOTICS	WC	D	10/07/2005	30	3	120
2006-2	LAWSON	KEENEY	NARCOTICS	WS	H	01/31/2006	30	1	60
2006-3	ROSEN	WARREN	NARCOTICS	WC	D	01/31/2006	30	0	30
2006-4	ROSEN	WARREN	NARCOTICS	WC	D	02/27/2006	30	1	60
2006-5	HOOD	WARREN	NARCOTICS	WC	D	03/10/2006	30	1	60
2006-6	BORMAN	SWARTZ	NARCOTICS	WC	D	03/24/2006	30	1	60
2006-7	ROBERTS	SABIN	NARCOTICS	WC	D	04/19/2006	30	0	30
2006-8	BORMAN	SWARTZ	NARCOTICS	WC	D	04/19/2006	30	0	30
2006-9	ROBERTS	KEENEY	NARCOTICS	WC	D	04/21/2006	30	0	30
2006-10	COHN	WARREN	NARCOTICS	WC	D	08/15/2006	30	0	30
2006-11	EDMUNDS	KEENEY	NARCOTICS	WC	D	09/20/2006	30	1	60
2006-12	EDMUNDS	SWARTZ	NARCOTICS	WC	D	10/18/2006	30	0	30
2005-12	FRIEDMAN	WARREN	NARCOTICS	WC	D	10/28/2004	30	2	90
2005-13	FRIEDMAN	BIANCO	NARCOTICS	WC	D	12/29/2004	30	0	30
2004-13	FRIEDMAN	NAHMIAS	EXTORTION	WC,WS	D,H	04/08/2004	30	4	150
2004-14	FRIEDMAN	KEENEY	NARCOTICS	WC	D	11/24/2004	30	0	30
2003-27	CLELAND	KEENEY	EXTORTION	WC	D	03/13/2003	30	5	180
MINNESOTA									
2006-1	ROSENBAUM	PARSKY	NARCOTICS	WC	D	03/06/2006	30	3	120
2006-2	ROSENBAUM	WARREN	NARCOTICS	WC	D	03/13/2006	30	0	30
2006-3	ROSENBAUM	KEENEY	NARCOTICS	WC	D	03/31/2006	30	0	30
2006-4	ROSENBAUM	KEENEY	NARCOTICS	WC	D	04/14/2006	30	0	30
2006-5	MONTGOMERY	KEENEY	NARCOTICS	WC	D	04/27/2006	30	1	60
2006-6	ROSENBAUM	KEENEY	NARCOTICS	WS	H	06/05/2006	30	1	60
2006-7	ROSENBAUM	KEENEY	NARCOTICS	WC	D	06/09/2006	30	0	30
2006-8	ROSENBAUM	PARSKY	NARCOTICS	WC	D	06/12/2006	30	1	60

¹ The prosecuting official authorized the filing of the application under provisions of the state's statute. (See Table 1 for this state's statutory citation.)

² Type: WC = Cellular or Mobile Telephone (Wire), WS = Standard Telephone (Wire), WO = Other (Wire), OM = Microphone (Oral), OO = Other (Oral), ED = Digital Pager (Electronic), EE = Computer or E-Mail (Electronic), EF = Fax Machine (Electronic), EO = Other (Electronic).

³ Location: D = Portable Device, H = Personal Residence, B = Business, A = Public Area, O = Other Location, R = Roving (Relaxed Specification Order), N = Not Specified.

* The first four digits of the A.O. number represent the year in which the wiretap was terminated. Wiretaps that were terminated prior to 2006 were not reported previously because they were part of ongoing investigations.

TABLE A-1
UNITED STATES DISTRICT COURTS

CALENDAR YEAR 2006

**REPORT BY PROSECUTORS OF COURT-AUTHORIZED INTERCEPTS OF WIRE, ORAL, OR ELECTRONIC COMMUNICATIONS
PURSUANT TO 18 U.S.C. 2519**

A.O. Number *	Number of Days in Oper- ation ⁴	Average Inter- cepts per Day	Number of ⁵			Costs		Number of					
			Persons Inter- cepted	Intercepts	Incrim- inating Intercepts	Total Cost in \$	Other Than Manpower in \$	Arrests	Trials	Motions to Suppress Intercepts ⁶			Persons Con- victed
										G	D	P	
MASSACHUSETTS (CONTINUED)													
2005-2	16	56	30	897	382	-	-	-	-	-	-	-	-
2005-3	21	43	30	897	382	-	-	-	-	-	-	-	-
MICHIGAN, EASTERN													
2006-1	120	63	100	7,576	1,200	72,963	1,150	2	-	-	-	-	-
2006-2	59	27	27	1,620	197	72,327	1,300	7	-	-	-	1	-
2006-3	16	228	228	3,649	82	13,384	3,100	-	-	-	-	-	-
2006-4	60	146	464	8,770	280	43,288	4,725	-	-	-	-	-	-
2006-5	59	25	11	1,472	222	288,260	11,000	2	-	-	-	-	1
2006-6	49	43	30	2,131	472	52,000	2,000	-	-	-	-	-	-
2006-7	30	113	162	3,385	292	14,936	1,050	1	-	-	-	-	-
2006-8	23	30	10	697	251	51,000	1,000	-	-	-	-	-	-
2006-9	17	7	6	124	12	81,763	9,763	12	-	-	-	-	-
2006-10	27	77	128	2,067	347	42,658	12,718	-	-	-	-	-	-
2006-11	45	55	10	2,497	1,203	50,000	5,000	-	-	-	-	-	-
2006-12	17	30	5	514	306	30,000	5,000	-	-	-	-	-	-
2005-12	69	138	75	9,492	841	321,511	196,221	15	-	-	-	-	-
2005-13	25	1	5	15	NR	124,183	78,788	15	-	-	-	-	-
2004-13	90	18	108	1,606	644	199,367	3,500	22	-	-	-	-	6
2004-14	30	4	75	115	20	136,681	82,207	15	-	-	-	-	-
2003-27	178	28	184	4,945	1,922	198,645	1,300	RELATED TO NO. 2004-13					
MINNESOTA													
2006-1	111	17	35	1,856	565	52,840	4,000	12	-	-	-	2	-
2006-2	30	55	56	1,636	185	47,938	400	RELATED TO NO. 2006-4					
2006-3	30	13	15	389	146	15,200	2,000	RELATED TO NO. 2006-1					
2006-4	27	25	80	686	176	52,758	1,000	18	-	-	-	-	-
2006-5	59	28	22	1,653	403	29,460	3,500	-	-	-	-	-	-
2006-6	60	184	414	11,055	3,714	57,418	20,000	1	-	-	-	-	-
2006-7	28	15	9	413	98	17,140	3,500	-	-	-	-	-	-
2006-8	60	86	111	5,131	1,285	RELATED TO NO. 2006-6		RELATED TO NO. 2006-6					

⁴ NI indicates never installed. I indicates installed but never used. NP indicates no prosecutor's report.

⁵ NR indicates not reported or could not be determined.

⁶ Motions: G = Granted, D = Denied, P = Pending.

* The first four digits of the A.O. number represent the year in which the wiretap was terminated. Wiretaps that were terminated prior to 2006 were not reported previously because they were part of ongoing investigations.

TABLE A-1
UNITED STATES DISTRICT COURTS

CALENDAR YEAR 2006

REPORT BY JUDGES OF COURT-AUTHORIZED INTERCEPTS OF WIRE, ORAL, OR ELECTRONIC COMMUNICATIONS PURSUANT TO 18 U.S.C. 2519									
A.O. Number *	Authorizing Official		Offense Specified	Intercept		Date of Application	Authorized Length		
	Judge	Attorney General ¹		Type ²	Location ³		Original Order (Days)	Number of Extensions	Total Length (Days)
MINNESOTA (CONTINUED)									
2006-9	ROSENBAUM	SWARTZ	NARCOTICS	WC	D	08/02/2006	30	0	30
2006-10	FRANK	WARREN	NARCOTICS	WC	D	08/07/2006	30	0	30
MISSISSIPPI, SOUTHERN									
2006-1	WINGATE	KEENEY	NARCOTICS	WC	D	03/10/2006	30	1	60
2005-2	WINGATE	SWARTZ	NARCOTICS	WC	D	08/22/2005	30	0	30
MISSOURI, EASTERN									
2006-1	AUTREY	KEENEY	NARCOTICS	WC	D	12/07/2005	30	1	60
2006-2	HAMILTON	KEENEY	NARCOTICS	WC	D	12/14/2005	30	3	120
2006-3	PERRY	KEENEY	NARCOTICS	WC	D	01/13/2006	30	0	30
2006-4	HAMILTON	KEENEY	NARCOTICS	WC	D	02/10/2006	30	1	60
2006-5	HAMILTON	SABIN	NARCOTICS	WC	D	04/18/2006	30	0	30
2006-6	HAMILTON	WARREN	NARCOTICS	WC	D	06/14/2006	30	1	60
2006-7	WEBBER	KEENEY	NARCOTICS	WC	D	06/22/2006	30	2	90
2006-8	PERRY	WARREN	NARCOTICS	WC	D	07/17/2006	30	1	60
2006-9	AUTREY	SABIN	NARCOTICS	WC	D	07/21/2006	30	1	60
2006-10	LIMBAUGH	KEENEY	NARCOTICS	WC	D	08/02/2006	30	1	60
2006-11	LIMBAUGH	MANDELKER	NARCOTICS	WC	D	08/15/2006	30	1	60
2006-12	AUTREY	KEENEY	NARCOTICS	WC	D	11/16/2006	30	0	30
2005-13	SIPPEL	PARSKY	NARCOTICS	WC	D	08/16/2005	30	0	30
2005-14	SIPPEL	SWARTZ	NARCOTICS	WC	D	09/06/2005	30	0	30
2005-15	LIMBAUGH	WARREN	NARCOTICS	WC	D	09/26/2005	30	0	30
2005-16	PERRY	WARREN	NARCOTICS	WC	D	09/28/2005	30	0	30
MISSOURI, WESTERN									
2006-1	WHIPPLE	WARREN	THEFT	WC	D	03/10/2006	30	0	30
2006-2	GAITAN	SABIN	NARCOTICS	WC	D	03/22/2006	30	0	30
2006-3	LAUGHREY	KEENEY	NARCOTICS	WC	D	05/02/2006	30	1	60
2006-4	WRIGHT	PARSKY	NARCOTICS	WC	D	06/07/2006	30	1	60
2006-5	FENNER	SABIN	NARCOTICS	WC	D	06/08/2006	30	0	30
2006-6	LAUGHREY	KEENEY	NARCOTICS	WC	D	06/26/2006	30	0	30

¹ The prosecuting official authorized the filing of the application under provisions of the state's statute. (See Table 1 for this state's statutory citation.)

² Type: WC = Cellular or Mobile Telephone (Wire), WS = Standard Telephone (Wire), WO = Other (Wire), OM = Microphone (Oral), OO = Other (Oral), ED = Digital Pager (Electronic), EE = Computer or E-Mail (Electronic), EF = Fax Machine (Electronic), EO = Other (Electronic).

³ Location: D = Portable Device, H = Personal Residence, B = Business, A = Public Area, O = Other Location, R = Roving (Relaxed Specification Order), N = Not Specified.

* The first four digits of the A.O. number represent the year in which the wiretap was terminated. Wiretaps that were terminated prior to 2006 were not reported previously because they were part of ongoing investigations.

TABLE A-1
UNITED STATES DISTRICT COURTS

CALENDAR YEAR 2006

**REPORT BY PROSECUTORS OF COURT-AUTHORIZED INTERCEPTS OF WIRE, ORAL, OR ELECTRONIC COMMUNICATIONS
PURSUANT TO 18 U.S.C. 2519**

A.O. Number *	Number of Days in Oper- ation ⁴	Average Inter- cepts per Day	Number of ⁵			Costs		Number of					
			Persons Inter- cepted	Intercepts	Incrim- inating Intercepts	Total Cost in \$	Other Than Manpower in \$	Arrests	Trials	Motions to Suppress Intercepts ⁶			Persons Con- victed
										G	D	P	
MINNESOTA (CONTINUED)													
2006-9	13	-	3	3	-	7,470	1,750	-	-	-	-	-	-
2006-10	23	26	57	599	170	24,759	4,010	5	-	-	3	-	-
MISSISSIPPI, SOUTHERN													
2006-1	55	46	196	2,529	736	248,939	3,960	11	-	-	-	-	4
2005-2	8	36	22	290	52	29,222	17,379	-	-	-	-	-	-
MISSOURI, EASTERN													
2006-1	60	50	107	2,982	495	35,956	15,000	-	-	-	-	-	-
2006-2	120	11	42	1,351	513	197,500	5,500	-	-	-	-	-	-
2006-3	30	34	7	1,034	216	51,500	3,500	-	-	-	-	-	-
2006-4	60	103	20	6,172	3,265	59,167	3,400	15	-	-	-	-	-
2006-5	30	NR	NR	NR	NR	20,107	3,400	1	-	-	-	-	-
2006-6	58	73	25	4,219	2,110	57,235	3,400	1	-	-	-	-	-
2006-7	66	42	136	2,766	605	55,905	32,852	7	-	-	-	-	-
2006-8	60	102	213	6,125	1,031	110,397	32,500	-	-	-	-	-	-
2006-9	37	16	49	581	123	31,341	18,417	-	-	-	-	-	-
2006-10	60	29	119	1,735	182	50,823	29,866	2	-	-	-	-	-
2006-11	60	257	455	15,419	942	84,896	7,000	-	-	-	-	-	-
2006-12	25	-	1	1	-	12,152	3,300	-	-	-	-	-	-
2005-13	13	30	23	388	59	6,252	-	11	-	-	-	-	11
2005-14	29	19	32	545	78	10,268	-	RELATED TO NO. 2005-13					
2005-15	30	45	19	1,342	127	72,900	-	40	-	-	-	-	-
2005-16	19	18	22	342	46	9,138	-	RELATED TO NO. 2005-13					
MISSOURI, WESTERN													
2006-1	29	91	288	2,638	260	135,893	12,660	16	-	-	-	-	-
2006-2	30	9	15	278	70	39,000	3,000	-	-	-	-	-	-
2006-3	55	71	23	3,895	544	65,255	2,400	RELATED TO NO. 2006-4					
2006-4	41	52	19	2,147	91	67,691	4,836	28	-	-	-	-	-
2006-5	30	281	194	8,430	772	54,815	2,000	-	-	-	-	-	-
2006-6	28	24	8	674	92	33,845	2,418	28	-	-	-	-	-

⁴ NI indicates never installed. I indicates installed but never used. NP indicates no prosecutor's report.

⁵ NR indicates not reported or could not be determined.

⁶ Motions: G = Granted, D = Denied, P = Pending.

* The first four digits of the A.O. number represent the year in which the wiretap was terminated. Wiretaps that were terminated prior to 2006 were not reported previously because they were part of ongoing investigations.

TABLE A-1
UNITED STATES DISTRICT COURTS

CALENDAR YEAR 2006

REPORT BY JUDGES OF COURT-AUTHORIZED INTERCEPTS OF WIRE, ORAL, OR ELECTRONIC COMMUNICATIONS PURSUANT TO 18 U.S.C. 2519									
A.O. Number *	Authorizing Official		Offense Specified	Intercept		Date of Application	Authorized Length		
	Judge	Attorney General¹		Type²	Location³		Orig-inal Order (Days)	Num-ber of Exten-sions	Total Length (Days)
MISSOURI, WESTERN (CONTINUED)									
2006-7	FENNER	SABIN	NARCOTICS	WC	D	07/26/2006	30	0	30
2006-8	SMITH	KEENEY	NARCOTICS	WC	D	09/25/2006	30	0	30
2006-9	FENNER	SABIN	NARCOTICS	WC	D	09/26/2006	30	0	30
2005-3	DORR	WARREN	NARCOTICS	WC	D	11/30/2004	30	1	60
NEBRASKA									
2005-5	BATAILLON	PARSKY	NARCOTICS	WC	D	01/18/2005	30	0	30
2005-6	BATAILLON	SWARTZ	NARCOTICS	WC	D	02/17/2005	30	0	30
2004-2	KOPF	KEENEY	NARCOTICS	WC	D	09/08/2004	30	0	30
2004-3	KOPF	KEENEY	NARCOTICS	WC	D	10/14/2004	30	1	60
2004-4	KOPF	KEENEY	NARCOTICS	WC	D	11/02/2004	30	1	60
NEVADA									
2006-1	HUNT	BIANCO	NARCOTICS	WC	D	10/24/2005	30	2	90
2006-2	JONES	WARREN	FRAUD	WC	D	04/19/2006	30	0	30
2006-3	JONES	SABIN	NARCOTICS	WC	D	05/05/2006	30	0	30
2006-4	MCKIBBEN	SWARTZ	NARCOTICS	WC	D	10/27/2006	30	0	30
2005-8	PRO	KEENEY	NARCOTICS	WC	D	11/08/2004	30	3	120
2005-9	DAWSON	KEENEY	NARCOTICS	WC	D	12/21/2004	30	0	30
NEW JERSEY									
2006-1	SIMANDLE	KEENEY	MURDER	WC	D	04/07/2006	30	0	30
2006-2	KUGLER	KEENEY	NARCOTICS	WC	D	04/07/2006	30	2	90
2006-3	KUGLER	WARREN	NARCOTICS	WC	D	05/04/2006	30	1	60
2005-36	LINARES	WARREN	OTHER	EE	B	08/22/2005	30	0	30
2005-37	LINARES	WARREN	OTHER	WC	D	08/22/2005	30	0	30
2005-38	LINARES	WARREN	OTHER	EE	B	08/22/2005	30	0	30
2005-39	CAVANAUGH	KEENEY	NARCOTICS	WS,EO	D,B	10/26/2005	30	0	30
2005-40	BASSLER	WARREN	NARCOTICS	WC	D	11/08/2005	30	0	30
NEW MEXICO									
2006-1	CONWAY	KEENEY	NARCOTICS	WC	D	05/08/2006	30	0	30
2006-2	CONWAY	PARSKY	NARCOTICS	WC	D	06/09/2006	30	1	60
2005-5	CONWAY	SWARTZ	NARCOTICS	WC	D	09/15/2005	30	0	30

¹ The prosecuting official authorized the filing of the application under provisions of the state's statute. (See Table 1 for this state's statutory citation.)

² Type: WC = Cellular or Mobile Telephone (Wire), WS = Standard Telephone (Wire), WO = Other (Wire), OM = Microphone (Oral), OO = Other (Oral), ED = Digital Pager (Electronic), EE = Computer or E-Mail (Electronic), EF = Fax Machine (Electronic), EO = Other (Electronic).

³ Location: D = Portable Device, H = Personal Residence, B = Business, A = Public Area, O = Other Location, R = Roving (Relaxed Specification Order), N = Not Specified.

* The first four digits of the A.O. number represent the year in which the wiretap was terminated. Wiretaps that were terminated prior to 2006 were not reported previously because they were part of ongoing investigations.

TABLE A-1
UNITED STATES DISTRICT COURTS

CALENDAR YEAR 2006

**REPORT BY PROSECUTORS OF COURT-AUTHORIZED INTERCEPTS OF WIRE, ORAL, OR ELECTRONIC COMMUNICATIONS
PURSUANT TO 18 U.S.C. 2519**

A.O. Number *	Number of Days in Oper- ation ⁴	Average Inter- cepts per Day	Number of ⁵			Costs		Number of					
			Persons Inter- cepted	Intercepts	Incrim- inating Intercepts	Total Cost in \$	Other Than Manpower in \$	Arrests	Trials	Motions to Suppress Intercepts ⁶			Persons Conv- icted
										G	D	P	
MISSOURI, WESTERN (CONTINUED)													
2006-7	30	128	99	3,843	276	34,961	2,000	-	-	-	-	-	-
2006-8	30	39	60	1,167	354	34,881	2,000	-	-	-	-	-	-
2006-9	30	60	NR	1,798	233	17,235	2,000	-	-	-	-	-	-
2005-3	58	87	189	5,072	789	73,000	5,000	14	-	-	-	-	-
NEBRASKA													
2005-5	30	5	4	148	1	19,815	5,000	RELATED TO NO. 2005-6					
2005-6	28	22	23	616	148	64,766	7,200	7	-	-	1	-	-
2004-2	29	77	50	2,233	80	49,437	10,000	-	-	-	-	-	-
2004-3	58	24	19	1,388	187	87,829	10,000	-	-	-	-	-	-
2004-4	52	22	24	1,150	156	89,894	20,000	-	-	-	-	-	-
NEVADA													
2006-1	90	84	124	7,523	953	116,864	3,300	-	-	-	-	-	-
2006-2	30	108	565	3,229	229	92,000	12,000	24	-	-	-	-	-
2006-3	27	47	24	1,269	513	64,813	5,651	4	-	-	-	-	-
2006-4	30	18	106	543	130	165,154	41,608	-	-	-	-	-	-
2005-8	113	123	375	13,884	3,856	271,886	17,500	13	-	-	-	-	-
2005-9	17	33	30	559	10	51,441	13,171	-	-	-	-	-	-
NEW JERSEY													
2006-1	30	83	20	2,500	307	33,902	-	20	-	-	-	-	-
2006-2	82	112	40	9,191	1,953	316,494	75,846	16	-	-	-	-	-
2006-3	60	41	132	2,461	174	108,648	3,200	11	-	-	-	-	-
2005-36	17	NR	6	NR	35	18,445	-	1	-	-	-	-	-
2005-37	18	11	10	201	82	21,155	2,710	RELATED TO NO. 2005-36					
2005-38	17	NR	NR	NR	7	18,445	-	RELATED TO NO. 2005-36					
2005-39	26	12	20	325	22	27,600	6,000	-	-	-	-	-	-
2005-40	11	1	7	7	-	16,589	2,600	-	-	-	-	-	-
NEW MEXICO													
2006-1	27	35	110	938	84	601,736	5,300	2	-	-	-	-	-
2006-2	60	182	616	10,913	1,101	598,736	2,200	15	-	-	-	-	-
2005-5	30	160	1,048	4,797	1,097	143,925	6,211	-	-	-	-	-	-

⁴ NI indicates never installed. I indicates installed but never used. NP indicates no prosecutor's report.

⁵ NR indicates not reported or could not be determined.

⁶ Motions: G = Granted, D = Denied, P = Pending.

* The first four digits of the A.O. number represent the year in which the wiretap was terminated. Wiretaps that were terminated prior to 2006 were not reported previously because they were part of ongoing investigations.

TABLE A-1
UNITED STATES DISTRICT COURTS

CALENDAR YEAR 2006

REPORT BY JUDGES OF COURT-AUTHORIZED INTERCEPTS OF WIRE, ORAL, OR ELECTRONIC COMMUNICATIONS PURSUANT TO 18 U.S.C. 2519									
A.O. Number *	Authorizing Official		Offense Specified	Intercept		Date of Application	Authorized Length		
	Judge	Attorney General¹		Type²	Location³		Original Order (Days)	Num-ber of Exten-sions	Total Length (Days)
NEW YORK, EASTERN									
2006-1	TRAGER	KEENEY	RACKETEERING	WC	D	08/23/2005	30	4	150
2006-2	ROSS	KEENEY	RACKETEERING	WC	D	09/28/2005	30	4	150
2006-3	GLASSER	WARREN	OTHER	WC	D	11/23/2005	30	1	60
2006-4	TRAGER	KEENEY	RACKETEERING	OM	H	12/09/2005	30	2	90
2006-5	TOWNES	PARSKY	NARCOTICS	WC	D	02/06/2006	30	0	30
2006-6	TOWNES	SWARTZ	EXTORTION	WC	D	02/17/2006	30	1	60
2006-7	BLOCK	SWARTZ	NARCOTICS	WC	D	02/22/2006	30	1	60
2006-8	BLOCK	WARREN	NARCOTICS	WC	D	03/15/2006	30	3	120
2006-9	GLEESON	KEENEY	NARCOTICS	WC	D	03/20/2006	30	0	30
2006-10	TOWNES	KEENEY	RACKETEERING	WC	D	03/31/2006	30	2	90
2006-11	TOWNES	WARREN	NARCOTICS	WC	D	04/05/2006	30	1	60
2006-12	BLOCK	SWARTZ	NARCOTICS	WC	D	04/06/2006	30	1	60
2006-13	IRIZARRY	WARREN	NARCOTICS	WC	D	04/13/2006	30	1	60
2006-14	ROSS	KEENEY	NARCOTICS	WC	D	05/09/2006	30	0	30
2006-15	AMON	WARREN	NARCOTICS	WC	D	05/18/2006	30	0	30
2006-16	TRAGER	KEENEY	NARCOTICS	WC	D	05/22/2006	30	0	30
2006-17	TOWNES	SABIN	NARCOTICS	WC	D	05/23/2006	30	1	60
2006-18	BLOCK	WARREN	NARCOTICS	WC	D	05/26/2006	30	0	30
2006-19	DEARIE	KEENEY	NARCOTICS	WC	D	05/31/2006	30	0	30
2006-20	ROSS	KEENEY	NARCOTICS	WC	D	06/01/2006	30	0	30
2006-21	ROSS	KEENEY	NARCOTICS	WC	D	06/05/2006	30	1	60
2006-22	BLOCK	KEENEY	NARCOTICS	WC	D	06/06/2006	30	0	30
2006-23	DEARIE	WARREN	NARCOTICS	WC	D	06/09/2006	30	1	60
2006-24	FEUERSTEIN	SABIN	NARCOTICS	WC	D	06/23/2006	30	0	30
2006-25	DEARIE	WARREN	NARCOTICS	WC	D	06/30/2006	30	2	90
2006-26	ROSS	SWARTZ	NARCOTICS	WC	D	07/14/2006	30	0	30
2006-27	JOHNSON	WARREN	NARCOTICS	WC	D	07/17/2006	30	0	30
2006-28	ROSS	KEENEY	NARCOTICS	WC	D	08/01/2006	30	1	60
2006-29	DEARIE	WARREN	NARCOTICS	WC	D	08/03/2006	30	2	90

¹ The prosecuting official authorized the filing of the application under provisions of the state's statute. (See Table 1 for this state's statutory citation.)

² Type: WC = Cellular or Mobile Telephone (Wire), WS = Standard Telephone (Wire), WO = Other (Wire), OM = Microphone (Oral), OO = Other (Oral), ED = Digital Pager (Electronic), EE = Computer or E-Mail (Electronic), EF = Fax Machine (Electronic), EO = Other (Electronic).

³ Location: D = Portable Device, H = Personal Residence, B = Business, A = Public Area, O = Other Location, R = Roving (Relaxed Specification Order), N = Not Specified.

* The first four digits of the A.O. number represent the year in which the wiretap was terminated. Wiretaps that were terminated prior to 2006 were not reported previously because they were part of ongoing investigations.

TABLE A-1
UNITED STATES DISTRICT COURTS

CALENDAR YEAR 2006

**REPORT BY PROSECUTORS OF COURT-AUTHORIZED INTERCEPTS OF WIRE, ORAL, OR ELECTRONIC COMMUNICATIONS
PURSUANT TO 18 U.S.C. 2519**

A.O. Number *	Number of Days in Operation ⁴	Average Inter-cpts per Day	Number of ⁵			Costs		Number of					
			Persons Inter-cepted	Intercepts	Incrim-inating Intercepts	Total Cost in \$	Other Than Manpower in \$	Arrests	Trials	Motions to Suppress Intercepts ⁶			Persons Con- victed
										G	D	P	
NEW YORK, EASTERN													
2006-1	149	104	77	15,538	2,326	178,322	11,657	-	-	-	-	-	-
2006-2	147	52	66	7,713	1,948	292,514	16,365	15	-	-	-	-	1
2006-3	59	67	40	3,970	769	128,362	18,000	37	-	-	-	-	2
2006-4	85	4	13	310	33	61,628	701	3	-	-	-	-	-
2006-5	17	7	4	122	36	19,037	11,633	-	-	-	-	-	-
2006-6	53	86	71	4,582	936	65,141	3,500	RELATED TO NO. 2006-10					
2006-7	60	77	8	4,637	469	94,588	4,000	-	-	-	-	-	-
2006-8	120	47	21	5,672	2,305	209,190	4,400	-	-	-	-	-	-
2006-9	30	58	66	1,742	191	19,500	1,500	-	-	-	-	-	-
2006-10	71	81	3,540	5,750	1,363	21,372	1,050	1	-	-	-	-	-
2006-11	41	22	11	891	268	34,911	20,103	3	-	-	-	-	-
2006-12	60	21	8	1,243	256	101,932	4,000	-	-	-	-	-	-
2006-13	60	57	53	3,448	275	30,885	1,300	4	-	-	-	-	-
2006-14	30	1	4	21	21	20,597	20,597	11	-	-	-	-	-
2006-15	28	6	34	181	17	4,670	100	-	-	-	-	-	-
2006-16	30	64	5	1,927	411	47,800	2,600	-	-	-	-	-	-
2006-17	60	54	121	3,212	387	30,798	1,750	-	-	-	-	-	-
2006-18	28	30	9	828	-	65,653	2,600	-	-	-	-	-	-
2006-19	28	63	109	1,776	214	20,110	1,225	5	-	-	-	-	-
2006-20	30	73	92	2,203	603	16,034	1,300	4	-	-	-	-	-
2006-21	44	24	119	1,045	40	32,624	5,350	-	-	-	-	-	-
2006-22	17	9	8	150	7	33,271	4,000	-	-	-	-	-	-
2006-23	58	111	171	6,461	1,180	21,015	2,130	5	-	-	-	-	-
2006-24	25	308	5,455	7,704	1,231	2,000	2,000	1	-	-	-	-	-
2006-25	85	60	245	5,065	254	45,846	1,570	5	-	-	-	-	-
2006-26	30	-	-	-	-	15,300	1,000	-	-	-	-	-	-
2006-27	30	16	36	489	51	17,580	2,600	-	-	-	-	-	-
2006-28	44	55	7	2,441	74	2,600	2,600	-	-	-	-	-	-
2006-29	86	41	98	3,496	295	51,744	2,080	4	-	-	-	-	-

⁴ NI indicates never installed. I indicates installed but never used. NP indicates no prosecutor's report.

⁵ NR indicates not reported or could not be determined.

⁶ Motions: G = Granted, D = Denied, P = Pending.

* The first four digits of the A.O. number represent the year in which the wiretap was terminated. Wiretaps that were terminated prior to 2006 were not reported previously because they were part of ongoing investigations.

TABLE A-1
UNITED STATES DISTRICT COURTS

CALENDAR YEAR 2006

**REPORT BY JUDGES OF COURT-AUTHORIZED INTERCEPTS OF WIRE, ORAL, OR ELECTRONIC COMMUNICATIONS
PURSUANT TO 18 U.S.C. 2519**

A.O. Number *	Authorizing Official		Offense Specified	Intercept		Date of Application	Authorized Length		
	Judge	Attorney General ¹		Type ²	Location ³		Original Order (Days)	Number of Extensions	Total Length (Days)
NEW YORK, EASTERN (CONTINUED)									
2006-30	TOWNES	SABIN	NARCOTICS	WC	D	08/07/2006	30	0	30
2006-31	TOWNES	KEENEY	NARCOTICS	WC	D	08/15/2006	30	0	30
2006-32	TOWNES	KEENEY	NARCOTICS	WC	D	08/18/2006	30	0	30
2006-33	DEARIE	KEENEY	NARCOTICS	WC	D	08/18/2006	30	2	90
2006-34	TOWNES	WARREN	NARCOTICS	WC	D	09/13/2006	30	0	30
2006-35	DEARIE	SABIN	NARCOTICS	WC	D	09/15/2006	30	1	60
2006-36	TOWNES	WARREN	NARCOTICS	WC	D	09/22/2006	30	0	30
2006-37	TOWNES	WARREN	NARCOTICS	WC	D	10/06/2006	30	1	60
2006-38	DEARIE	WARREN	NARCOTICS	WC	D	10/10/2006	30	0	30
2006-39	TOWNES	WARREN	NARCOTICS	WC	D	11/03/2006	30	0	30
2006-40	TOWNES	WARREN	NARCOTICS	WC	D	11/03/2006	30	0	30
2005-31	AMON	KEENEY	MURDER	WC	D	11/22/2005	30	0	30
2004-36	DEARIE	KEENEY	NARCOTICS	WC	D	10/25/2004	30	0	30
NEW YORK, NORTHERN									
2006-1	SHARPE	KEENEY	NARCOTICS	WC	D	12/03/2005	30	0	30
2006-2	SHARPE	KEENEY	NARCOTICS	WC	D	12/23/2005	30	0	30
2006-3	SHARPE	WARREN	NARCOTICS	WC	D	03/01/2006	30	0	30
2006-4	MCAVOY	WARREN	NARCOTICS	WC	D	03/14/2006	30	0	30
2006-5	SHARPE	KEENEY	NARCOTICS	WC	D	03/24/2006	30	0	30
2006-6	SCULLIN	WARREN	NARCOTICS	WC	D	08/03/2006	30	0	30
2006-7	SHARPE	SABIN	NARCOTICS	WC	D	08/28/2006	30	0	30
2006-8	SHARPE	KEENEY	NARCOTICS	WC	D	09/01/2006	30	0	30
2006-9	SCULLIN	SABIN	NARCOTICS	WC	D	09/06/2006	30	0	30
2006-10	MCAVOY	WARREN	NARCOTICS	WC	D	09/11/2006	30	0	30
2006-11	MCAVOY	MANDELKER	NARCOTICS	WC	D	10/06/2006	30	2	90
2006-12	SCULLIN	KEENEY	NARCOTICS	WC	D	10/11/2006	30	0	30
2006-13	MCAVOY	MANDELKER	NARCOTICS	WC	D	10/26/2006	30	1	60

¹ The prosecuting official authorized the filing of the application under provisions of the state's statute. (See Table 1 for this state's statutory citation.)

² Type: WC = Cellular or Mobile Telephone (Wire), WS = Standard Telephone (Wire), WO = Other (Wire), OM = Microphone (Oral), OO = Other (Oral), ED = Digital Pager (Electronic), EE = Computer or E-Mail (Electronic), EF = Fax Machine (Electronic), EO = Other (Electronic).

³ Location: D = Portable Device, H = Personal Residence, B = Business, A = Public Area, O = Other Location, R = Roving (Relaxed Specification Order), N = Not Specified.

* The first four digits of the A.O. number represent the year in which the wiretap was terminated. Wiretaps that were terminated prior to 2006 were not reported previously because they were part of ongoing investigations.

TABLE A-1
UNITED STATES DISTRICT COURTS

CALENDAR YEAR 2006

**REPORT BY PROSECUTORS OF COURT-AUTHORIZED INTERCEPTS OF WIRE, ORAL, OR ELECTRONIC COMMUNICATIONS
PURSUANT TO 18 U.S.C. 2519**

A.O. Number *	Number of Days in Oper- ation ⁴	Average Inter- cepts per Day	Number of ⁵			Costs		Number of					
			Persons Inter- cepted	Intercepts	Incrim- inating Intercepts	Total Cost in \$	Other Than Manpower in \$	Arrests	Trials	Motions to Suppress Intercepts ⁶			Persons Convicted
										G	D	P	
NEW YORK, EASTERN (CONTINUED)													
2006-30	30	156	200	4,693	468	38,677	4,550	-	-	-	-	-	-
2006-31	30	-	-	-	-	17,069	5,200	-	-	-	-	-	-
2006-32	30	17	74	523	43	32,665	2,600	-	-	-	-	-	-
2006-33	84	58	119	4,908	573	1,690	1,690	4	-	-	-	-	-
2006-34	3	26	5	77	-	5,102	2,300	-	-	-	-	-	-
2006-35	57	37	103	2,098	560	29,198	3,200	6	-	-	-	-	-
2006-36	12	8	5	98	4	7,046	2,300	-	-	-	-	-	-
2006-37	60	90	25	5,422	1,083	21,464	2,300	-	-	-	-	-	-
2006-38	30	NR	NR	NR	NR	11,067	2,600	-	-	-	-	-	-
2006-39	4	95	20	379	53	6,447	2,600	-	-	-	-	-	-
2006-40	30	2	10	58	13	2,511	-	-	-	-	-	-	-
2005-31	10	2	4	22	4	11,542	3,000	-	-	-	-	-	-
2004-36	19	42	7	793	135	-	-	17	1	-	-	-	14
NEW YORK, NORTHERN													
2006-1	30	10	23	298	49	46,277	-	6	-	-	-	-	-
2006-2	30	10	NR	298	49	46,277	-	6	-	-	-	-	-
2006-3	21	-	5	10	-	15,200	2,600	-	-	-	-	-	-
2006-4	30	44	25	1,306	203	34,000	10,000	3	-	-	-	-	-
2006-5	20	44	51	884	187	12,000	-	-	-	-	-	-	-
2006-6	30	122	25	3,672	1,322	36,326	470	-	-	-	-	-	-
2006-7	30	84	55	2,531	453	18,240	-	28	-	-	-	-	-
2006-8	29	13	68	388	54	18,240	RELATED TO NO. 2006-7						
2006-9	30	125	30	3,737	1,304	34,165	550	-	-	-	-	-	-
2006-10	30	20	15	609	128	27,000	3,000	-	-	-	-	-	-
2006-11	67	6	20	432	152	56,600	3,000	8	-	-	-	-	-
2006-12	30	103	20	3,103	498	33,114	495	-	-	-	-	-	-
2006-13	48	25	20	1,198	269	41,400	3,000	8	-	-	-	-	-

⁴ NI indicates never installed. I indicates installed but never used. NP indicates no prosecutor's report.

⁵ NR indicates not reported or could not be determined.

⁶ Motions: G = Granted, D = Denied, P = Pending.

* The first four digits of the A.O. number represent the year in which the wiretap was terminated. Wiretaps that were terminated prior to 2006 were not reported previously because they were part of ongoing investigations.

TABLE A-1
UNITED STATES DISTRICT COURTS

CALENDAR YEAR 2006

REPORT BY JUDGES OF COURT-AUTHORIZED INTERCEPTS OF WIRE, ORAL, OR ELECTRONIC COMMUNICATIONS PURSUANT TO 18 U.S.C. 2519									
A.O. Number *	Authorizing Official		Offense Specified	Intercept		Date of Application	Authorized Length		
	Judge	Attorney General ¹		Type ²	Location ³		Original Order (Days)	Number of Extensions	Total Length (Days)
NEW YORK, SOUTHERN									
2006-1	CASEY	KEENEY	FRAUD	WC	D	11/15/2005	30	1	60
2006-2	CASEY	KEENEY	NARCOTICS	WC	D	11/17/2005	30	1	60
2006-3	SAND	WARREN	NARCOTICS	WC	D	01/13/2006	30	0	30
2006-4	GRIESA	KEENEY	NARCOTICS	WC	D	02/03/2006	30	0	30
2006-5	WOOD	KEENEY	NARCOTICS	WC	D	02/07/2006	30	5	180
2006-6	WOOD	WARREN	NARCOTICS	WC	D	02/10/2006	30	0	30
2006-7	WOOD	WARREN	NARCOTICS	WC	D	02/23/2006	30	1	60
2006-8	WOOD	KEENEY	NARCOTICS	WC	D	03/06/2006	30	3	120
2006-9	KAPLAN	WARREN	NARCOTICS	WC	D	03/10/2006	30	0	30
2006-10	KAPLAN	KEENEY	NARCOTICS	WC	D	03/15/2006	30	0	30
2006-11	KAPLAN	KEENEY	NARCOTICS	WC	D	03/16/2006	30	0	30
2006-12	PRESKA	KEENEY	NARCOTICS	WC	D	03/17/2006	30	0	30
2006-13	WOOD	WARREN	NARCOTICS	WC	D	03/24/2006	30	0	30
2006-14	MUKASEY	KEENEY	NARCOTICS	WC	D	03/27/2006	30	1	60
2006-15	MUKASEY	KEENEY	NARCOTICS	WC	D	03/28/2006	30	0	30
2006-16	MUKASEY	WARREN	NARCOTICS	WC	D	03/30/2006	30	0	30
2006-17	WOOD	SABIN	NARCOTICS	WC	D	03/31/2006	30	0	30
2006-18	BERMAN	KEENEY	NARCOTICS	WC	D	04/03/2006	30	0	30
2006-19	BERMAN	SABIN	NARCOTICS	WC	D	04/06/2006	30	0	30
2006-20	BERMAN	WARREN	NARCOTICS	WC	D	04/12/2006	30	0	30
2006-21	BERMAN	KEENEY	NARCOTICS	WC	D	04/13/2006	30	0	30
2006-22	KAPLAN	WARREN	NARCOTICS	WC	D	04/27/2006	30	0	30
2006-23	CHIN	WARREN	NARCOTICS	WC	D	05/01/2006	30	0	30
2006-24	CHIN	WARREN	NARCOTICS	WC	D	05/04/2006	30	0	30
2006-25	CHIN	WARREN	NARCOTICS	WC	D	05/05/2006	30	0	30
2006-26	CHIN	KEENEY	NARCOTICS	WC	D	05/12/2006	30	0	30
2006-27	BUCHWALD	SABIN	NARCOTICS	WC	D	05/18/2006	30	0	30
2006-28	BUCHWALD	WARREN	NARCOTICS	WC	D	05/18/2006	30	1	60
2006-29	BUCHWALD	SABIN	NARCOTICS	WC	D	05/22/2006	30	0	30

¹ The prosecuting official authorized the filing of the application under provisions of the state's statute. (See Table 1 for this state's statutory citation.)

² Type: WC = Cellular or Mobile Telephone (Wire), WS = Standard Telephone (Wire), WO = Other (Wire), OM = Microphone (Oral), OO = Other (Oral), ED = Digital Pager (Electronic), EE = Computer or E-Mail (Electronic), EF = Fax Machine (Electronic), EO = Other (Electronic).

³ Location: D = Portable Device, H = Personal Residence, B = Business, A = Public Area, O = Other Location, R = Roving (Relaxed Specification Order), N = Not Specified.

* The first four digits of the A.O. number represent the year in which the wiretap was terminated. Wiretaps that were terminated prior to 2006 were not reported previously because they were part of ongoing investigations.

TABLE A-1
UNITED STATES DISTRICT COURTS

CALENDAR YEAR 2006

**REPORT BY PROSECUTORS OF COURT-AUTHORIZED INTERCEPTS OF WIRE, ORAL, OR ELECTRONIC COMMUNICATIONS
PURSUANT TO 18 U.S.C. 2519**

A.O. Number *	Number of Days in Operation ⁴	Average Intercepts per Day	Number of ⁵			Costs		Number of					
			Persons Intercepted	Intercepts	Incriminating Intercepts	Total Cost in \$	Other Than Manpower in \$	Arrests	Trials	Motions to Suppress Intercepts ⁶			Persons Convicted
										G	D	P	
NEW YORK, SOUTHERN													
2006-1	60	82	92	4,915	1,296	460,723	49,171	16	-	-	-	-	8
2006-2	60	114	23	6,822	819	102,626	7,500	10	-	-	-	-	4
2006-3	10	10	5	102	30	8,583	2,750	3	-	-	-	-	-
2006-4	30	38	22	1,142	242	13,896	1,250	2	-	-	-	-	-
2006-5	165	165	500	27,167	3,429	93,464	10,650	-	-	-	-	-	-
2006-6	18	33	16	594	200	15,861	1,500	2	-	-	-	-	-
2006-7	60	5	27	322	69	24,848	3,150	2	-	-	-	-	-
2006-8	120	164	300	19,681	3,246	66,181	5,000	-	-	-	-	-	-
2006-9	21	75	10	1,577	309	23,390	2,750	-	-	-	-	-	-
2006-10	30	146	15	4,383	3,287	17,787	-	-	-	-	-	-	-
2006-11	30	11	26	344	224	73,880	2,600	22	-	-	-	-	-
2006-12	21	75	10	1,577	309	23,390	2,750	-	-	-	-	-	-
2006-13	30	11	8	319	83	5,749	1,250	-	-	-	-	-	-
2006-14	60	19	15	1,126	536	85,711	-	4	-	-	-	-	-
2006-15	30	-	1	2	-	1,812	1,250	-	-	-	-	-	-
2006-16	21	75	10	1,577	309	23,390	2,750	-	-	-	-	-	-
2006-17	30	27	100	813	203	18,554	2,600	-	-	-	-	-	-
2006-18	23	NR	NR	NR	NR	12,159	1,000	2	-	-	-	-	-
2006-19	13	17	12	219	28	5,036	1,775	-	-	-	-	-	-
2006-20	6	-	-	-	-	2,613	1,250	-	-	-	-	-	-
2006-21	30	-	NR	3	-	4,686	1,250	-	-	-	-	-	-
2006-22	30	2	5	50	6	6,088	1,250	-	-	-	-	-	-
2006-23	9	13	8	116	87	23,984	2,600	22	-	-	-	-	-
2006-24	30	33	20	1,002	247	10,498	-	-	-	-	-	-	-
2006-25	30	1	NR	21	-	1,250	1,250	-	-	-	-	-	-
2006-26	30	160	25	4,810	3,607	27,990	-	-	-	-	-	-	-
2006-27	17	8	3	129	22	10,813	1,250	-	-	-	-	-	-
2006-28	30	33	20	998	249	27,201	-	-	-	-	-	-	-
2006-29	30	28	11	826	26	20,002	5,878	10	-	-	-	-	-

⁴ NI indicates never installed. I indicates installed but never used. NP indicates no prosecutor's report.

⁵ NR indicates not reported or could not be determined.

⁶ Motions: G = Granted, D = Denied, P = Pending.

* The first four digits of the A.O. number represent the year in which the wiretap was terminated. Wiretaps that were terminated prior to 2006 were not reported previously because they were part of ongoing investigations.

TABLE A-1
UNITED STATES DISTRICT COURTS

CALENDAR YEAR 2006

**REPORT BY JUDGES OF COURT-AUTHORIZED INTERCEPTS OF WIRE, ORAL, OR ELECTRONIC COMMUNICATIONS
PURSUANT TO 18 U.S.C. 2519**

A.O. Number *	Authorizing Official		Offense Specified	Intercept		Date of Application	Authorized Length		
	Judge	Attorney General ¹		Type ²	Location ³		Original Order (Days)	Number of Extensions	Total Length (Days)
NEW YORK, SOUTHERN (CONTINUED)									
2006-30	BUCHWALD	KEENEY	NARCOTICS	WC	D	05/25/2006	30	2	90
2006-31	MARRERO	SABIN	NARCOTICS	WC	D	05/30/2006	30	0	30
2006-32	MARRERO	KEENEY	NARCOTICS	WC	D	06/02/2006	30	0	30
2006-33	MARRERO	SWARTZ	NARCOTICS	WC	D	06/05/2006	30	0	30
2006-34	MARRERO	WARREN	NARCOTICS	WC	D	06/07/2006	30	0	30
2006-35	MARRERO	SWARTZ	NARCOTICS	WC	D	06/08/2006	30	1	60
2006-36	WOOD	KEENEY	NARCOTICS	WC	D	06/12/2006	30	1	60
2006-37	PAULEY	KEENEY	NARCOTICS	WC	D	06/13/2006	30	0	30
2006-38	PAULEY	KEENEY	NARCOTICS	WC	D	06/13/2006	30	0	30
2006-39	CASTEL	WARREN	NARCOTICS	WC	D	06/29/2006	30	1	60
2006-40	CASTEL	WARREN	NARCOTICS	WC	D	07/05/2006	30	1	60
2006-41	CASTEL	KEENEY	NARCOTICS	WC	D	07/06/2006	30	1	60
2006-42	HOLWELL	WARREN	NARCOTICS	WC	D	07/11/2006	30	0	30
2006-43	HOLWELL	WARREN	NARCOTICS	WC	D	07/11/2006	30	0	30
2006-44	BAER	SABIN	NARCOTICS	WC	D	07/14/2006	30	1	60
2006-45	COTE	WARREN	NARCOTICS	WC	D	08/01/2006	30	0	30
2006-46	COTE	WARREN	NARCOTICS	WC	D	08/03/2006	30	1	60
2006-47	ROBINSON	WARREN	NARCOTICS	WC	D	08/07/2006	30	1	60
2006-48	ROBINSON	MANDELKER	NARCOTICS	WC	D	08/07/2006	30	0	30
2006-49	ROBINSON	KEENEY	NARCOTICS	WC	D	08/10/2006	30	0	30
2006-50	ROBINSON	MANDELKER	NARCOTICS	WC	D	08/17/2006	30	0	30
2006-51	ROBINSON	KEENEY	NARCOTICS	WC	D	08/18/2006	30	0	30
2006-52	COTE	WARREN	NARCOTICS	WC	D	08/30/2006	30	2	90
2006-53	COTE	WARREN	NARCOTICS	WC	D	08/30/2006	30	1	60
2006-54	CROTTY	KEENEY	NARCOTICS	WC	D	09/05/2006	30	1	60
2006-55	CROTTY	SWARTZ	NARCOTICS	WC	D	09/09/2006	30	0	30
2006-56	CROTTY	SABIN	NARCOTICS	WC	D	09/09/2006	30	0	30
2006-57	CASTEL	SABIN	NARCOTICS	WC	D	09/12/2006	30	0	30
2006-58	COTE	WARREN	NARCOTICS	WC	D	09/20/2006	30	2	90

¹ The prosecuting official authorized the filing of the application under provisions of the state's statute. (See Table 1 for this state's statutory citation.)

² Type: WC = Cellular or Mobile Telephone (Wire), WS = Standard Telephone (Wire), WO = Other (Wire), OM = Microphone (Oral), OO = Other (Oral), ED = Digital Pager (Electronic), EE = Computer or E-Mail (Electronic), EF = Fax Machine (Electronic), EO = Other (Electronic).

³ Location: D = Portable Device, H = Personal Residence, B = Business, A = Public Area, O = Other Location, R = Roving (Relaxed Specification Order), N = Not Specified.

* The first four digits of the A.O. number represent the year in which the wiretap was terminated. Wiretaps that were terminated prior to 2006 were not reported previously because they were part of ongoing investigations.

TABLE A-1
UNITED STATES DISTRICT COURTS

CALENDAR YEAR 2006

**REPORT BY PROSECUTORS OF COURT-AUTHORIZED INTERCEPTS OF WIRE, ORAL, OR ELECTRONIC COMMUNICATIONS
PURSUANT TO 18 U.S.C. 2519**

A.O. Number *	Number of Days in Operation ⁴	Average Intercepts per Day	Number of ⁵			Costs		Number of					
			Persons Intercepted	Intercepts	Incriminating Intercepts	Total Cost in \$	Other Than Manpower in \$	Arrests	Trials	Motions to Suppress Intercepts ⁶			Persons Convicted
										G	D	P	
NEW YORK, SOUTHERN (CONTINUED)													
2006-30	86	NR	NR	NR	NR	42,850	3,950	4	-	-	-	-	-
2006-31	27	13	26	349	176	66,752	2,600	22	-	-	-	-	-
2006-32	30	28	8	847	127	18,250	1,250	3	-	-	-	-	-
2006-33	4	25	5	100	25	1,604	-	-	-	-	-	-	-
2006-34	30	42	10	1,268	101	19,650	2,650	-	-	-	-	-	-
2006-35	60	-	-	-	-	39,980	-	-	-	-	-	-	-
2006-36	44	208	200	9,138	987	26,370	5,200	-	-	-	-	-	-
2006-37	30	33	20	998	249	6,920	-	-	-	-	-	-	-
2006-38	30	19	7	582	150	18,250	1,250	1	-	-	-	-	-
2006-39	60	39	129	2,368	311	143,850	1,290	RELATED TO NO. 2006-31					
2006-40	54	20	46	1,095	158	25,891	5,878	10	-	-	-	-	-
2006-41	60	6	9	386	188	148,960	6,400	RELATED TO NO. 2006-31					
2006-42	30	32	14	946	89	14,806	2,650	-	-	-	-	-	-
2006-43	30	68	16	2,055	410	20,250	3,250	1	-	-	-	-	-
2006-44	60	7	10	422	280	28,264	-	-	-	-	-	-	-
2006-45	I	-	-	-	-	1,000	1,000	-	-	-	-	-	-
2006-46	58	15	21	853	464	141,008	3,200	22	-	-	-	-	-
2006-47	60	-	-	-	-	25,548	-	-	-	-	-	-	-
2006-48	17	NR	NR	NR	NR	8,853	2,450	4	-	-	-	-	-
2006-49	30	87	10	2,601	248	20,297	2,300	-	-	-	-	-	-
2006-50	I	-	-	-	-	-	-	-	-	-	-	-	-
2006-51	5	-	-	-	-	2,704	1,250	-	-	-	-	-	-
2006-52	86	75	27	6,445	309	14,938	2,250	-	-	-	-	-	-
2006-53	38	110	43	4,161	883	21,542	2,600	-	-	-	-	-	-
2006-54	60	98	26	5,854	556	32,698	2,840	-	-	-	-	-	-
2006-55	30	18	9	552	215	15,175	2,300	-	-	-	-	-	-
2006-56	30	82	10	2,458	350	12,006	2,300	2	-	-	-	-	-
2006-57	3	106	25	319	31	4,544	2,600	RELATED TO NO. 2006-31					
2006-58	90	8	27	736	182	50,846	8,750	-	-	-	-	-	-

⁴ NI indicates never installed. I indicates installed but never used. NP indicates no prosecutor's report.

⁵ NR indicates not reported or could not be determined.

⁶ Motions: G = Granted, D = Denied, P = Pending.

* The first four digits of the A.O. number represent the year in which the wiretap was terminated. Wiretaps that were terminated prior to 2006 were not reported previously because they were part of ongoing investigations.

TABLE A-1
UNITED STATES DISTRICT COURTS

CALENDAR YEAR 2006

**REPORT BY JUDGES OF COURT-AUTHORIZED INTERCEPTS OF WIRE, ORAL, OR ELECTRONIC COMMUNICATIONS
PURSUANT TO 18 U.S.C. 2519**

A.O. Number *	Authorizing Official		Offense Specified	Intercept		Date of Application	Authorized Length		
	Judge	Attorney General ¹		Type ²	Location ³		Original Order (Days)	Number of Extensions	Total Length (Days)
NEW YORK, SOUTHERN (CONTINUED)									
2006-59	LYNCH	KEENEY	NARCOTICS	WC	D	09/27/2006	30	2	90
2006-60	PATTERSON	KEENEY	NARCOTICS	WC	D	10/13/2006	30	0	30
2006-61	JONES	WARREN	NARCOTICS	WC	D	10/17/2006	30	0	30
2006-62	KAPLAN	MANDELKER	NARCOTICS	WC	D	10/28/2006	30	0	30
2005-48	SWAIN	WARREN	NARCOTICS	WC	D	10/15/2004	30	3	120
2005-49	SWEET	WARREN	NARCOTICS	WC	D	10/29/2004	30	2	90
2005-50	MARRERO	PARSKY	NARCOTICS	WC	D	11/19/2004	30	1	60
2005-51	HOLWELL	SWARTZ	NARCOTICS	WC	D	12/13/2004	30	1	60
2005-52	BAER	WARREN	RACKETEERING	WS,OM	B	05/19/2005	30	0	30
2005-53	SWEET	KEENEY	NARCOTICS	WC	D	10/25/2005	30	1	60
2005-54	SWEET	WARREN	RACKETEERING	WC,WS	D,H	10/27/2005	30	1	60
2005-55	JONES	WARREN	RACKETEERING	WC	D	11/01/2005	30	1	60
2005-56	KEENAN	WARREN	NARCOTICS	WC	D	11/04/2005	30	0	30
2005-57	BATTS	NELE	NARCOTICS	WC	D	11/27/2005	30	0	30
2004-121	HELLERSTEIN	KEENEY	NARCOTICS	WC	D	08/11/2004	30	0	30
NEW YORK, WESTERN									
2006-1	SKRETNY	SWARTZ	NARCOTICS	WC	D	12/08/2005	30	0	30
2006-2	SKRETNY	WARREN	NARCOTICS	WC	D	01/04/2006	30	1	60
2006-3	SKRETNY	KEENEY	NARCOTICS	WC	D	03/02/2006	30	2	90
2006-4	SKRETNY	KEENEY	NARCOTICS	WC	D	04/20/2006	30	0	30
2006-5	SKRETNY	KEENEY	NARCOTICS	WC,EO	D	08/17/2006	30	1	60
2006-6	SKRETNY	KEENEY	NARCOTICS	WC	D	08/17/2006	30	0	30
2006-7	SKRETNY	SABIN	NARCOTICS	WC	D	09/15/2006	30	0	30
OHIO, NORTHERN									
2006-1	ADAMS	KEENEY	NARCOTICS	WC	D	10/27/2005	30	3	120
2006-2	POLSTER	PARSKY	NARCOTICS	WC	D	11/14/2005	30	3	120
2006-3	ADAMS	KEENEY	NARCOTICS	WC	D	11/23/2005	30	1	60
2006-4	O'MALLEY	WARREN	NARCOTICS	WC	D	12/06/2005	30	2	90
2006-5	O'MALLEY	WARREN	NARCOTICS	WC	D	12/06/2005	30	2	90

¹ The prosecuting official authorized the filing of the application under provisions of the state's statute. (See Table 1 for this state's statutory citation.)

² Type: WC = Cellular or Mobile Telephone (Wire), WS = Standard Telephone (Wire), WO = Other (Wire), OM = Microphone (Oral), OO = Other (Oral), ED = Digital Pager (Electronic), EE = Computer or E-Mail (Electronic), EF = Fax Machine (Electronic), EO = Other (Electronic).

³ Location: D = Portable Device, H = Personal Residence, B = Business, A = Public Area, O = Other Location, R = Roving (Relaxed Specification Order), N = Not Specified.

* The first four digits of the A.O. number represent the year in which the wiretap was terminated. Wiretaps that were terminated prior to 2006 were not reported previously because they were part of ongoing investigations.

TABLE A-1
UNITED STATES DISTRICT COURTS

CALENDAR YEAR 2006

**REPORT BY PROSECUTORS OF COURT-AUTHORIZED INTERCEPTS OF WIRE, ORAL, OR ELECTRONIC COMMUNICATIONS
PURSUANT TO 18 U.S.C. 2519**

A.O. Number *	Number of Days in Operation ⁴	Average Inter- cepts per Day	Number of ⁵			Costs		Number of					
			Persons Inter- cepted	Intercepts	Incrim- inating Intercepts	Total Cost in \$	Other Than Manpower in \$	Arrests	Trials	Motions to Suppress Intercepts ⁶			Persons Con- victed
										G	D	P	
NEW YORK, SOUTHERN (CONTINUED)													
2006-59	66	76	40	4,991	657	34,566	2,600	-	-	-	-	-	-
2006-60	30	2	3	60	17	7,652	2,600	4	-	-	-	-	-
2006-61	30	50	12	1,511	219	5,876	2,600	4	-	-	-	-	-
2006-62	12	35	333	425	284	8,816	2,600	-	-	-	-	-	-
2005-48	97	55	6	5,292	106	23,979	500	-	-	-	-	-	-
2005-49	79	75	11	5,898	102	35,362	365	11	-	-	-	-	-
2005-50	60	82	NR	4,925	NR	79,005	1,325	10	-	-	-	-	-
2005-51	60	117	12	6,997	105	28,330	1,750	11	-	-	-	-	-
2005-52	15	1	NR	19	NR	-	-	-	-	-	-	-	-
2005-53	60	93	9	5,601	595	102,617	7,500	RELATED TO NO. 2006-2					
2005-54	59	171	152	10,069	1,904	75,057	9,081	-	-	-	-	-	-
2005-55	59	153	35	9,000	4,000	72,948	7,000	-	-	-	-	-	-
2005-56	7	-	-	-	-	2,583	-	-	-	-	-	-	-
2005-57	17	105	35	1,785	11	10,702	1,250	-	-	-	-	-	-
2004-121	17	62	10	1,047	252	11,672	2,600	-	-	-	-	-	-
NEW YORK, WESTERN													
2006-1	27	75	12	2,012	240	39,261	2,200	12	-	-	-	-	-
2006-2	56	166	118	9,288	209	97,060	6,100	9	-	-	-	-	-
2006-3	90	133	35	11,926	954	52,089	8,600	RELATED TO NO. 2006-4					
2006-4	30	147	11	4,401	220	14,760	1,000	25	-	-	-	-	-
2006-5	60	129	106	7,742	248	RELATED TO NO. 2006-6		RELATED TO NO. 2006-6					
2006-6	30	227	86	6,803	286	129,448	13,375	12	-	-	-	-	-
2006-7	30	10	28	288	87	RELATED TO NO. 2006-6		RELATED TO NO. 2006-6					
OHIO, NORTHERN													
2006-1	119	47	123	5,573	1,827	55,382	3,000	12	1	-	-	-	4
2006-2	114	42	152	4,831	564	103,742	2,800	RELATED TO NO. 2006-7					
2006-3	59	51	147	3,024	629	109,245	4,000	RELATED TO NO. 2006-1					
2006-4	90	12	145	1,054	657	39,276	3,500	-	-	-	-	-	-
2006-5	89	87	147	7,771	611	38,342	3,084	29	-	-	-	-	29

⁴ NI indicates never installed. I indicates installed but never used. NP indicates no prosecutor's report.

⁵ NR indicates not reported or could not be determined.

⁶ Motions: G = Granted, D = Denied, P = Pending.

* The first four digits of the A.O. number represent the year in which the wiretap was terminated. Wiretaps that were terminated prior to 2006 were not reported previously because they were part of ongoing investigations.

TABLE A-1
UNITED STATES DISTRICT COURTS

CALENDAR YEAR 2006

**REPORT BY JUDGES OF COURT-AUTHORIZED INTERCEPTS OF WIRE, ORAL, OR ELECTRONIC COMMUNICATIONS
PURSUANT TO 18 U.S.C. 2519**

A.O. Number *	Authorizing Official		Offense Specified	Intercept		Date of Application	Authorized Length		
	Judge	Attorney General ¹		Type ²	Location ³		Original Order (Days)	Number of Extensions	Total Length (Days)
OHIO, NORTHERN (CONTINUED)									
2006-6	NUGENT	WARREN	NARCOTICS	WC	D	12/12/2005	30	3	120
2006-7	NUGENT	WARREN	NARCOTICS	WC	D	12/30/2005	30	2	90
2006-8	O'MALLEY	PARSKY	NARCOTICS	WC	D	02/10/2006	30	2	90
2006-9	POLSTER	SWARTZ	NARCOTICS	WC	D	02/13/2006	30	0	30
2006-10	NUGENT	KEENEY	NARCOTICS	WC	D	02/28/2006	30	1	60
2006-11	CARR	SWARTZ	NARCOTICS	WC	D	03/25/2006	30	0	30
2006-12	CARR	KEENEY	NARCOTICS	WC	D	05/02/2006	30	0	30
2006-13	NUGENT	KEENEY	NARCOTICS	WC	D	05/09/2006	30	2	90
2006-14	CARR	KEENEY	NARCOTICS	WC	D	06/05/2006	30	0	30
2006-15	CARR	WARREN	NARCOTICS	WC	D	06/12/2006	30	0	30
2006-16	ADAMS	KEENEY	NARCOTICS	WC	D	06/22/2006	30	1	60
2006-17	CARR	SABIN	NARCOTICS	WC	D	07/11/2006	30	0	30
2006-18	KATZ	WARREN	NARCOTICS	WC	D	08/08/2006	30	0	30
2006-19	ADAMS	KEENEY	NARCOTICS	WC	D	08/30/2006	30	0	30
2006-20	NUGENT	KEENEY	NARCOTICS	WC	D	09/14/2006	30	1	60
2006-21	WELLS	KEENEY	NARCOTICS	WC	D	09/15/2006	30	0	30
2006-22	ADAMS	SABIN	NARCOTICS	WC	D	09/22/2006	30	0	30
2006-23	ADAMS	WARREN	NARCOTICS	WC	D	09/22/2006	30	0	30
2006-24	ADAMS	KEENEY	NARCOTICS	WC	D	10/11/2006	30	0	30
2005-7	WELLS	SWARTZ	NARCOTICS	WC	D	12/06/2004	30	4	150
2005-8	WELLS	WARREN	NARCOTICS	WC	D	02/11/2005	30	0	30
2005-9	ECONOMUS	KEENEY	NARCOTICS	WC	D	02/24/2005	30	3	120
2005-10	WELLS	WARREN	NARCOTICS	WC	D	02/25/2005	30	0	30
2005-11	WELLS	WARREN	NARCOTICS	WC	D	03/11/2005	30	0	30
2005-12	WELLS	SWARTZ	NARCOTICS	WC	D	04/22/2005	30	0	30
2005-13	ECONOMUS	KEENEY	NARCOTICS	WC	D	06/16/2005	30	1	60
2005-14	ECONOMUS	PARSKY	NARCOTICS	WC	D	08/08/2005	30	2	90
2005-15	ECONOMUS	KEENEY	NARCOTICS	WC	D	09/22/2005	30	1	60
2005-16	ADAMS	WARREN	NARCOTICS	WC	D	10/07/2005	30	0	30
2005-17	O'MALLEY	KEENEY	NARCOTICS	WC	D	10/14/2005	30	2	90

¹ The prosecuting official authorized the filing of the application under provisions of the state's statute. (See Table 1 for this state's statutory citation.)

² Type: WC = Cellular or Mobile Telephone (Wire), WS = Standard Telephone (Wire), WO = Other (Wire), OM = Microphone (Oral), OO = Other (Oral), ED = Digital Pager (Electronic), EE = Computer or E-Mail (Electronic), EF = Fax Machine (Electronic), EO = Other (Electronic).

³ Location: D = Portable Device, H = Personal Residence, B = Business, A = Public Area, O = Other Location, R = Roving (Relaxed Specification Order), N = Not Specified.

* The first four digits of the A.O. number represent the year in which the wiretap was terminated. Wiretaps that were terminated prior to 2006 were not reported previously because they were part of ongoing investigations.

TABLE A-1
UNITED STATES DISTRICT COURTS

CALENDAR YEAR 2006

**REPORT BY PROSECUTORS OF COURT-AUTHORIZED INTERCEPTS OF WIRE, ORAL, OR ELECTRONIC COMMUNICATIONS
PURSUANT TO 18 U.S.C. 2519**

A.O. Number *	Number of Days in Operation ⁴	Average Inter- cepts per Day	Number of ⁵			Costs		Number of					
			Persons Inter- cepted	Intercepts	Incrim- inating Intercepts	Total Cost in \$	Other Than Manpower in \$	Arrests	Trials	Motions to Suppress Intercepts ⁶			Persons Con- victed
										G	D	P	
OHIO, NORTHERN (CONTINUED)													
2006-6	95	47	249	4,441	1,662	113,710	7,635	30	-	-	-	-	26
2006-7	57	9	28	527	301	69,430	5,100	11	-	-	2	-	1
2006-8	57	61	97	3,452	677	25,568	2,987	30	-	-	-	-	30
2006-9	25	NR	NR	NR	NR	20,754	1,000	RELATED TO NO. 2006-7					
2006-10	60	183	79	11,000	3,279	50,336	6,000	6	-	-	-	-	-
2006-11	30	29	25	864	120	39,730	5,700	-	-	-	-	-	-
2006-12	29	5	2	151	14	37,486	5,000	-	-	-	-	-	-
2006-13	75	31	39	2,322	523	57,950	7,950	6	-	-	-	-	-
2006-14	30	20	20	607	199	35,962	3,500	-	-	-	-	-	-
2006-15	9	-	-	-	-	12,239	2,500	-	-	-	-	-	-
2006-16	58	109	107	6,307	300	41,052	5,500	-	-	-	-	-	-
2006-17	28	9	6	263	26	220,714	5,000	-	-	-	-	-	-
2006-18	30	12	7	360	127	36,938	4,500	19	-	-	-	-	-
2006-19	16	-	1	1	-	31,307	21,500	-	-	-	-	-	-
2006-20	60	60	34	3,627	344	47,000	6,000	6	-	-	-	-	-
2006-21	15	3	10	40	6	5,043	1,800	10	-	-	-	-	-
2006-22	30	12	12	355	66	58,276	39,887	-	-	-	-	-	-
2006-23	30	118	27	3,528	144	21,209	2,820	-	-	-	-	-	-
2006-24	30	10	15	290	62	88,071	44,550	-	-	-	-	-	-
2005-7	146	66	978	9,641	1,610	RELATED TO NO. 2005-12		RELATED TO NO. 2005-12					
2005-8	28	8	24	213	105	RELATED TO NO. 2005-12		RELATED TO NO. 2005-12					
2005-9	100	28	192	2,793	542	151,219	4,900	-	-	-	-	-	-
2005-10	18	5	15	94	33	RELATED TO NO. 2005-12		RELATED TO NO. 2005-12					
2005-11	27	38	25	1,013	263	RELATED TO NO. 2005-12		RELATED TO NO. 2005-12					
2005-12	30	32	42	972	149	222,848	17,469	44	-	-	-	-	-
2005-13	34	19	148	636	330	47,553	1,800	-	-	-	-	-	-
2005-14	75	3	74	193	103	111,920	2,500	10	-	-	-	-	9
2005-15	57	15	24	828	160	88,884	6,500	-	-	-	-	-	-
2005-16	30	64	86	1,927	254	50,231	180	-	-	-	-	-	-
2005-17	69	51	109	3,548	535	26,603	2,268	30	-	-	1	-	30

⁴ NI indicates never installed. I indicates installed but never used. NP indicates no prosecutor's report.

⁵ NR indicates not reported or could not be determined.

⁶ Motions: G = Granted, D = Denied, P = Pending.

* The first four digits of the A.O. number represent the year in which the wiretap was terminated. Wiretaps that were terminated prior to 2006 were not reported previously because they were part of ongoing investigations.

TABLE A-1
UNITED STATES DISTRICT COURTS

CALENDAR YEAR 2006

**REPORT BY JUDGES OF COURT-AUTHORIZED INTERCEPTS OF WIRE, ORAL, OR ELECTRONIC COMMUNICATIONS
PURSUANT TO 18 U.S.C. 2519**

A.O. Number *	Authorizing Official		Offense Specified	Intercept		Date of Application	Authorized Length		
	Judge	Attorney General ¹		Type ²	Location ³		Original Order (Days)	Number of Extensions	Total Length (Days)
OHIO, NORTHERN (CONTINUED)									
2005-18	ECONOMUS	PARSKY	NARCOTICS	WC	D	10/31/2005	30	0	30
2004-20	ADAMS	KEENEY	NARCOTICS	WC,ED	D	08/16/2003	30	7	240
2004-21	ECONOMUS	NAHMIAS	NARCOTICS	WC	D	03/05/2004	30	0	30
2003-12	MATIA	MALCOLM	\$LAUNDERING	WC,WS,OM	D,H,B	07/30/2002	30	7	240
OHIO, SOUTHERN									
2006-1	RICE	KEENEY	NARCOTICS	WC	D	02/10/2006	30	0	30
2006-2	SARGUS	SWARTZ	NARCOTICS	WC	D	03/27/2006	30	0	30
2006-3	SARGUS	WARREN	NARCOTICS	WC	D	04/19/2006	30	0	30
2006-4	SARGUS	SABOM	NARCOTICS	WC	D	05/10/2006	30	0	30
2006-5	SARGUS	SABIN	NARCOTICS	WC	D	05/25/2006	30	0	30
2006-6	DLOTT	SWARTZ	NARCOTICS	WC,OM	D	06/01/2006	30	0	30
2006-7	DLOTT	SWARTZ	NARCOTICS	WC	D	06/06/2006	30	0	30
2006-8	DLOTT	SWARTZ	NARCOTICS	WC	D	07/21/2006	30	0	30
2006-9	BARRETT	WARREN	NARCOTICS	WC	D	11/10/2006	30	0	30
2005-6	SARGUS	WARREN	NARCOTICS	WC	D	10/27/2005	30	0	30
OKLAHOMA, WESTERN									
2006-1	FRIOT	WARREN	NARCOTICS	WC	D	10/24/2005	30	1	60
2006-2	FRIOT	SWARTZ	NARCOTICS	WC	D	02/03/2006	30	0	30
OREGON									
2006-1	MOSMAN	SABIN	NARCOTICS	WC	D	05/09/2006	30	0	30
2006-2	MOSMAN	KEENEY	NARCOTICS	WC	D	05/18/2006	30	0	30
2006-3	MOSMAN	SABIN	NARCOTICS	WC	D	05/31/2006	30	0	30
2006-4	MOSMAN	WARREN	NARCOTICS	WC	D	08/09/2006	30	0	30
2006-5	KING	WARREN	NARCOTICS	WC	D	08/23/2006	30	0	30
2006-6	MOSMAN	SABIN	NARCOTICS	WC	D	09/21/2006	30	0	30
2006-7	MOSMAN	SWARTZ	NARCOTICS	WC	D	11/22/2006	30	0	30

¹ The prosecuting official authorized the filing of the application under provisions of the state's statute. (See Table 1 for this state's statutory citation.)

² Type: WC = Cellular or Mobile Telephone (Wire), WS = Standard Telephone (Wire), WO = Other (Wire), OM = Microphone (Oral), OO = Other (Oral), ED = Digital Pager (Electronic), EE = Computer or E-Mail (Electronic), EF = Fax Machine (Electronic), EO = Other (Electronic).

³ Location: D = Portable Device, H = Personal Residence, B = Business, A = Public Area, O = Other Location, R = Roving (Relaxed Specification Order), N = Not Specified.

* The first four digits of the A.O. number represent the year in which the wiretap was terminated. Wiretaps that were terminated prior to 2006 were not reported previously because they were part of ongoing investigations.

TABLE A-1
UNITED STATES DISTRICT COURTS

CALENDAR YEAR 2006

**REPORT BY PROSECUTORS OF COURT-AUTHORIZED INTERCEPTS OF WIRE, ORAL, OR ELECTRONIC COMMUNICATIONS
PURSUANT TO 18 U.S.C. 2519**

A.O. Number *	Number of Days in Oper- ation ⁴	Average Inter- cepts per Day	Number of ⁵			Costs		Number of					
			Persons Inter- cepted	Intercepts	Incrim- inating Intercepts	Total Cost in \$	Other Than Manpower in \$	Arrests	Trials	Motions to Suppress Intercepts ⁶			Persons Con- victed
										G	D	P	
OHIO, NORTHERN (CONTINUED)													
2005-18	30	31	22	926	106	46,692	5,500	-	-	-	-	-	-
2004-20	237	200	714	47,325	4,949	964,070	24,916	-	-	-	-	-	-
2004-21	15	-	-	-	-	-	-	-	-	-	-	-	-
2003-12	228	214	2,430	48,679	2,599	580,147	700	13	-	-	-	-	13
OHIO, SOUTHERN													
2006-1	30	14	35	407	76	36,526	3,000	3	-	-	-	-	3
2006-2	19	86	31	1,625	432	92,149	34,191	22	-	-	-	-	-
2006-3	20	146	56	2,921	432	98,293	37,285	22	-	-	-	-	-
2006-4	30	167	36	5,012	1,524	129,507	37,995	22	-	-	-	-	-
2006-5	30	87	56	2,598	447	143,392	51,880	22	-	-	-	-	-
2006-6	22	175	46	3,848	9	16,604	9,044	-	-	-	-	-	-
2006-7	22	-	1	9	-	16,604	9,044	-	-	-	-	-	-
2006-8	30	123	300	3,688	75	26,343	3,000	-	-	-	-	-	-
2006-9	30	40	80	1,200	78	26,093	1,220	-	-	-	-	-	-
2005-6	23	15	51	349	27	76,040	6,937	-	-	-	-	-	-
OKLAHOMA, WESTERN													
2006-1	60	26	29	1,532	368	44,000	6,000	14	-	-	-	-	14
2006-2	30	24	8	726	60	23,000	4,000	3	-	-	-	-	-
OREGON													
2006-1	5	72	23	362	40	7,967	-	24	-	-	-	-	-
2006-2	16	208	119	3,322	567	56,301	-	RELATED TO NO. 2006-1					
2006-3	4	46	15	184	25	4,249	-	RELATED TO NO. 2006-1					
2006-4	30	41	46	1,232	156	71,548	15,540	-	-	-	-	-	-
2006-5	30	64	NR	1,933	101	35,774	7,770	-	-	-	-	-	-
2006-6	9	29	35	263	143	20,745	4,662	-	-	-	-	-	-
2006-7	23	3	17	68	11	-	-	-	-	-	-	-	-

⁴ NI indicates never installed. I indicates installed but never used. NP indicates no prosecutor's report.

⁵ NR indicates not reported or could not be determined.

⁶ Motions: G = Granted, D = Denied, P = Pending.

* The first four digits of the A.O. number represent the year in which the wiretap was terminated. Wiretaps that were terminated prior to 2006 were not reported previously because they were part of ongoing investigations.

TABLE A-1
UNITED STATES DISTRICT COURTS

CALENDAR YEAR 2006

**REPORT BY JUDGES OF COURT-AUTHORIZED INTERCEPTS OF WIRE, ORAL, OR ELECTRONIC COMMUNICATIONS
PURSUANT TO 18 U.S.C. 2519**

A.O. Number *	Authorizing Official		Offense Specified	Intercept		Date of Application	Authorized Length		
	Judge	Attorney General ¹		Type ²	Location ³		Original Order (Days)	Number of Extensions	Total Length (Days)
PENNSYLVANIA, EASTERN									
2006-1	DALZELL	WARREN	NARCOTICS	WC	D	10/07/2005	30	2	90
2006-2	DALZELL	SWARTZ	NARCOTICS	WC	D	11/10/2005	30	1	60
2006-3	DALZELL	KEENEY	NARCOTICS	WC	D	12/08/2005	30	0	30
2006-4	SANCHEZ	WARREN	NARCOTICS	WC	D	02/17/2006	30	1	60
2006-5	DALZELL	KEENEY	NARCOTICS	WC	D	04/06/2006	30	3	120
2006-6	DALZELL	KEENEY	NARCOTICS	WC	D	05/25/2006	30	1	60
2006-7	SURRICK	KEENEY	NARCOTICS	WC	D	06/02/2006	30	2	90
2006-8	SAVAGE	SWARTZ	NARCOTICS	WC	D	06/09/2006	30	0	30
2006-9	SAVAGE	WARREN	NARCOTICS	WC	D	06/28/2006	30	2	90
2006-10	DALZELL	KEENEY	NARCOTICS	WC	D	07/21/2006	30	1	60
2006-11	SURRICK	SWARTZ	NARCOTICS	WC	D	07/21/2006	30	0	30
2006-12	SURRICK	WARREN	NARCOTICS	WC	D	08/14/2006	30	1	60
2004-4	SAVAGE	SWARTZ	RACKETEERING	OM	A	06/06/2003	30	10	330
2004-5	SAVAGE	NAHMIAS	RACKETEERING	WC	D	04/28/2004	30	1	60
2003-10	DAVIS	FISHER	FIREARMS	WC	D	06/30/2003	30	0	30
2002-13	DALZELL	BIANCO	RACKETEERING	OM	B	03/25/2002	30	0	30
PENNSYLVANIA, MIDDLE									
2005-4	VANASKIE	KEENEY	OTHER	WC	D	04/07/2005	30	1	60
2005-5	VANASKIE	WARREN	OTHER	WC	D	06/30/2005	30	0	30
2005-6	VANASKIE	SWARTZ	OTHER	WC	D	07/20/2005	30	1	60
PENNSYLVANIA, WESTERN									
2005-3	SCHWAB	WARREN	NARCOTICS	WC	D	10/25/2005	30	0	30
RHODE ISLAND									
2006-1	SMITH	KEENEY	NARCOTICS	WC	D	09/28/2005	30	4	150
2006-2	TORRES	PARSKY	NARCOTICS	WC	D	11/14/2005	30	2	90
2005-2	TORRES	GOLDSTEIN	NARCOTICS	WC	D	10/31/2005	30	1	60
2005-3	TORRES	BIANCO	NARCOTICS	WC	D	12/06/2005	30	0	30

¹ The prosecuting official authorized the filing of the application under provisions of the state's statute. (See Table 1 for this state's statutory citation.)

² Type: WC = Cellular or Mobile Telephone (Wire), WS = Standard Telephone (Wire), WO = Other (Wire), OM = Microphone (Oral), OO = Other (Oral), ED = Digital Pager (Electronic), EE = Computer or E-Mail (Electronic), EF = Fax Machine (Electronic), EO = Other (Electronic).

³ Location: D = Portable Device, H = Personal Residence, B = Business, A = Public Area, O = Other Location, R = Roving (Relaxed Specification Order), N = Not Specified.

* The first four digits of the A.O. number represent the year in which the wiretap was terminated. Wiretaps that were terminated prior to 2006 were not reported previously because they were part of ongoing investigations.

TABLE A-1
UNITED STATES DISTRICT COURTS

CALENDAR YEAR 2006

**REPORT BY PROSECUTORS OF COURT-AUTHORIZED INTERCEPTS OF WIRE, ORAL, OR ELECTRONIC COMMUNICATIONS
PURSUANT TO 18 U.S.C. 2519**

A.O. Number *	Number of Days in Oper- ation ⁴	Average Inter- cepts per Day	Number of ⁵			Costs		Number of					
			Persons Inter- cepted	Intercepts	Incrim- inating Intercepts	Total Cost in \$	Other Than Manpower in \$	Arrests	Trials	Motions to Suppress Intercepts ⁶			Persons Convicted
										G	D	P	
PENNSYLVANIA, EASTERN													
2006-1	90	9	40	829	260	18,370	4,500	15	-	-	-	-	-
2006-2	60	9	15	558	150	4,500	4,500	RELATED TO NO. 2006-1					
2006-3	30	24	3	726	20	22,144	3,750	RELATED TO NO. 2006-1					
2006-4	60	20	96	1,200	574	171,000	9,000	8	-	-	-	-	-
2006-5	120	62	15	7,499	2,249	58,521	15,105	15	-	-	-	-	-
2006-6	60	27	65	1,629	223	41,244	12,300	-	-	-	-	-	-
2006-7	90	28	25	2,500	1,200	80,546	9,500	10	-	-	-	-	-
2006-8	13	25	NR	320	54	RELATED TO NO. 2006-9		-	-	-	-	-	-
2006-9	13	612	NR	7,961	337	353,835	-	-	-	-	-	-	-
2006-10	30	25	10	740	444	25,694	7,300	15	-	-	-	-	-
2006-11	10	-	-	-	-	2,500	2,500	-	-	-	-	-	-
2006-12	55	87	45	4,800	2,148	76,046	5,000	10	-	-	-	-	-
2004-4	330	4	33	1,348	135	541,509	6,250	-	-	-	-	-	-
2004-5	42	31	59	1,283	137	33,730	3,810	-	-	-	-	-	-
2003-10	30	11	12	321	20	41,368	2,700	-	-	-	-	-	-
2002-13	I	-	-	-	-	968	-	-	-	-	-	-	-
PENNSYLVANIA, MIDDLE													
2005-4	60	56	83	3,346	1,071	57,622	100	-	-	-	-	-	-
2005-5	I	-	-	-	-	-	-	-	-	-	-	-	-
2005-6	37	91	73	3,371	291	32,033	265	-	-	-	-	-	-
PENNSYLVANIA, WESTERN													
2005-3	30	72	171	2,168	1,148	202,443	8,000	8	-	-	-	-	2
RHODE ISLAND													
2006-1	124	126	217	15,652	3,917	343,111	12,000	RELATED TO NO. 2006-2					
2006-2	75	89	149	6,639	346	340,661	8,900	9	-	-	-	-	4
2005-2	43	94	284	4,053	483	92,000	8,000	6	-	-	-	-	-
2005-3	4	13	9	51	20	3,500	3,500	RELATED TO NO. 2005-2					

⁴ NI indicates never installed. I indicates installed but never used. NP indicates no prosecutor's report.

⁵ NR indicates not reported or could not be determined.

⁶ Motions: G = Granted, D = Denied, P = Pending.

* The first four digits of the A.O. number represent the year in which the wiretap was terminated. Wiretaps that were terminated prior to 2006 were not reported previously because they were part of ongoing investigations.

TABLE A-1
UNITED STATES DISTRICT COURTS

CALENDAR YEAR 2006

**REPORT BY JUDGES OF COURT-AUTHORIZED INTERCEPTS OF WIRE, ORAL, OR ELECTRONIC COMMUNICATIONS
PURSUANT TO 18 U.S.C. 2519**

A.O. Number *	Authorizing Official		Offense Specified	Intercept		Date of Application	Authorized Length		
	Judge	Attorney General ¹		Type ²	Location ³		Orig-inal Order (Days)	Num-ber of Exten-sions	Total Length (Days)
SOUTH CAROLINA									
2006-1	CURRIE	PARSKY	NARCOTICS	WC	D	01/18/2006	30	0	30
2006-2	CURRIE	KEENEY	NARCOTICS	WC	D	02/03/2006	30	0	30
2006-3	CURRIE	SWARTZ	NARCOTICS	WC	D	02/14/2006	30	0	30
2006-4	ANDERSON	SWARTZ	NARCOTICS	WC	D	06/05/2006	30	1	60
2006-5	ANDERSON	WARREN	NARCOTICS	WC	D	06/29/2006	30	1	60
2006-6	ANDERSON	SABIN	NARCOTICS	WC	D	06/30/2006	30	1	60
2006-7	CURRIE	SABIN	NARCOTICS	WC	D	09/28/2006	30	1	60
2005-8	DUFFY	KEENEY	NARCOTICS	WC	D	10/03/2005	30	1	60
2005-9	CURRIE	KEENEY	NARCOTICS	WC	D	11/04/2005	30	0	30
2005-10	SEYMOUR	KEENEY	NARCOTICS	WC	D	11/08/2005	30	0	30
2005-11	DUFFY	KEENEY	NARCOTICS	WC	D	11/09/2005	30	0	30
SOUTH DAKOTA									
2006-1	ROSENBAUM	KEENEY	NARCOTICS	WS	H	06/05/2006	30	1	60
TENNESSEE, EASTERN									
2006-1	COLLIER	KEENEY	NARCOTICS	WC	D	12/06/2005	30	2	90
2006-2	COLLIER	PARSKY	NARCOTICS	WC	D	12/21/2005	30	0	30
2006-3	COLLIER	WARREN	NARCOTICS	WC	D	01/23/2006	30	0	30
2006-4	GREER	WARREN	NARCOTICS	WC	D	02/09/2006	30	1	60
2006-5	JARVIS	KEENEY	NARCOTICS	WC	D	03/24/2006	30	1	60
2006-6	PHILLIPS	SWARTZ	NARCOTICS	WC	D	05/10/2006	30	2	90
2006-7	VARLAN	KEENEY	NARCOTICS	WC	D	06/09/2006	30	1	60
2006-8	PHILLIPS	SABIN	NARCOTICS	WC	D	06/29/2006	30	0	30
2006-9	VARLAN	WARREN	NARCOTICS	WC	D	08/24/2006	30	1	60
2006-10	VARLAN	KEENEY	NARCOTICS	WC	D	09/07/2006	30	0	30
2006-11	VARLAN	SABIN	NARCOTICS	WC	D	09/22/2006	30	0	30
2006-12	MATTICE	WARREN	NARCOTICS	WC	D	11/01/2006	30	1	60
2005-4	COLLIER	WARREN	NARCOTICS	WC	D	03/24/2005	30	0	30
2005-5	GREER	WARREN	NARCOTICS	WC	D	04/04/2005	30	0	30
2005-6	COLLIER	KEENEY	NARCOTICS	WC	D	09/06/2005	30	1	60

¹ The prosecuting official authorized the filing of the application under provisions of the state's statute. (See Table 1 for this state's statutory citation.)

² Type: WC = Cellular or Mobile Telephone (Wire), WS = Standard Telephone (Wire), WO = Other (Wire), OM = Microphone (Oral), OO = Other (Oral), ED = Digital Pager (Electronic), EE = Computer or E-Mail (Electronic), EF = Fax Machine (Electronic), EO = Other (Electronic).

³ Location: D = Portable Device, H = Personal Residence, B = Business, A = Public Area, O = Other Location, R = Roving (Relaxed Specification Order), N = Not Specified.

* The first four digits of the A.O. number represent the year in which the wiretap was terminated. Wiretaps that were terminated prior to 2006 were not reported previously because they were part of ongoing investigations.

TABLE A-1
UNITED STATES DISTRICT COURTS

CALENDAR YEAR 2006

**REPORT BY PROSECUTORS OF COURT-AUTHORIZED INTERCEPTS OF WIRE, ORAL, OR ELECTRONIC COMMUNICATIONS
PURSUANT TO 18 U.S.C. 2519**

A.O. Number *	Number of Days in Operation ⁴	Average Intercepts per Day	Number of ⁵			Costs		Number of					
			Persons Intercepted	Intercepts	Incriminating Intercepts	Total Cost in \$	Other Than Manpower in \$	Arrests	Trials	Motions to Suppress Intercepts ⁶			Persons Convicted
										G	D	P	
SOUTH CAROLINA													
2006-1	30	19	27	570	98	36,463	1,775	-	-	-	-	-	-
2006-2	20	2	15	45	-	49,894	1,875	-	-	-	-	-	-
2006-3	30	41	34	1,239	282	33,175	2,500	-	-	-	-	-	-
2006-4	58	190	81	11,028	4,395	46,775	46,775	3	-	-	-	-	-
2006-5	45	62	32	2,778	335	10,000	5,000	15	-	-	-	-	-
2006-6	46	101	221	4,656	676	121,163	-	10	-	-	-	-	-
2006-7	28	107	208	3,001	267	18,200	18,200	-	-	-	-	-	-
2005-8	60	35	150	2,095	697	156,775	12,775	14	-	-	-	-	14
2005-9	30	67	28	2,019	213	33,969	2,750	-	-	-	-	-	-
2005-10	30	139	90	4,176	387	100,375	25,300	15	-	-	-	-	-
2005-11	27	15	16	404	140	RELATED TO NO. 2005-8		RELATED TO NO. 2005-8					
SOUTH DAKOTA													
2006-1	60	100	100	6,000	1,500	10,800	-	-	-	-	-	-	-
TENNESSEE, EASTERN													
2006-1	60	62	159	3,719	64	RELATED TO NO. 2006-2		RELATED TO NO. 2006-2					
2006-2	15	75	423	1,126	117	456,327	106,098	40	1	1	-	-	40
2006-3	30	133	308	3,983	676	RELATED TO NO. 2006-2		RELATED TO NO. 2006-2					
2006-4	59	128	107	7,551	1,010	2,000	2,000	-	-	-	-	-	-
2006-5	42	258	317	10,826	1,080	3,500	3,500	3	-	-	-	-	-
2006-6	52	13	30	688	144	7,265	7,265	13	-	-	-	-	-
2006-7	60	41	138	2,453	490	40,900	12,100	3	-	-	-	-	-
2006-8	18	5	2	95	37	10,604	10,604	13	-	-	-	-	-
2006-9	56	145	50	8,100	2,500	12,000	3,000	8	-	-	-	-	-
2006-10	30	5	3	150	100	11,100	1,500	8	-	-	-	-	-
2006-11	10	NR	NR	NR	NR	4,700	1,500	8	-	-	-	-	-
2006-12	30	28	NR	848	87	6,400	6,400	-	-	-	-	-	-
2005-4	16	113	812	1,815	335	RELATED TO NO. 2006-2		RELATED TO NO. 2006-2					
2005-5	30	34	46	1,033	299	51,893	-	3	3	-	-	-	3
2005-6	56	127	684	7,093	254	187,643	49,640	16	-	1	8	-	7

⁴ NI indicates never installed. I indicates installed but never used. NP indicates no prosecutor's report.

⁵ NR indicates not reported or could not be determined.

⁶ Motions: G = Granted, D = Denied, P = Pending.

* The first four digits of the A.O. number represent the year in which the wiretap was terminated. Wiretaps that were terminated prior to 2006 were not reported previously because they were part of ongoing investigations.

TABLE A-1
UNITED STATES DISTRICT COURTS

CALENDAR YEAR 2006

**REPORT BY JUDGES OF COURT-AUTHORIZED INTERCEPTS OF WIRE, ORAL, OR ELECTRONIC COMMUNICATIONS
PURSUANT TO 18 U.S.C. 2519**

A.O. Number *	Authorizing Official		Offense Specified	Intercept		Date of Application	Authorized Length		
	Judge	Attorney General ¹		Type ²	Location ³		Original Order (Days)	Number of Extensions	Total Length (Days)
TENNESSEE, EASTERN (CONTINUED)									
2005-7	COLLIER	KEENEY	NARCOTICS	WC	D	09/29/2005	30	0	30
2005-8	COLLIER	SWARTZ	NARCOTICS	WC	D	10/06/2005	30	0	30
2005-9	VARLAN	BIANCO	NARCOTICS	WC	D	10/06/2005	30	1	60
2005-10	VARLAN	SWARTZ	NARCOTICS	WC	D	11/09/2005	30	0	30
2005-11	COLLIER	BIANCO	NARCOTICS	WC	D	11/14/2005	30	0	30
2004-7	GREER	WARREN	NARCOTICS	WC	D	06/09/2004	30	0	30
2004-8	GREER	KEENEY	NARCOTICS	WC	D	07/21/2004	30	1	60
2004-9	GREER	KEENEY	NARCOTICS	WC	D	11/04/2004	30	0	30
TEXAS, EASTERN									
2006-1	SCHELL	SABIN	NARCOTICS	WC	D	08/10/2006	30	0	30
TEXAS, NORTHERN									
2006-1	GODBEY	PARSKY	NARCOTICS	WC	D	06/05/2006	30	0	30
2006-2	GODBEY	KEENEY	NARCOTICS	WC	D	06/22/2006	30	0	30
2006-3	KINKEADE	SABIN	NARCOTICS	WC	D	07/18/2006	30	0	30
2006-4	KINKEADE	SABIN	NARCOTICS	WC	D	08/16/2006	30	1	60
TEXAS, SOUTHERN									
2006-1	HINOJOSA	WARREN	NARCOTICS	WC	D	12/08/2005	30	0	30
2006-2	KAZEN	PARSKY	NARCOTICS	WC	D	12/20/2005	30	0	30
2006-3	HITTNER	SWARTZ	NARCOTICS	WC	D	02/03/2006	30	0	30
2006-4	CRANE	SWARTZ	NARCOTICS	WC	D	02/16/2006	30	2	90
2006-5	ROSENTHAL	KEENEY	NARCOTICS	WC	D	02/18/2006	30	1	60
2006-6	HINOJOSA	DEGABRIELLO	NARCOTICS	WC	D	03/28/2006	30	0	30
2006-7	CRANE	KEENEY	NARCOTICS	WC	D	04/05/2006	30	1	60
2006-8	ELLISON	KEENEY	NARCOTICS	WC	D	05/18/2006	30	0	30
2006-9	CRANE	SABIN	NARCOTICS	WC	D	05/22/2006	30	0	30
2006-10	HEAD	SWARTZ	NARCOTICS	WC	D	06/20/2006	30	1	60
2006-11	HINOJOSA	KEENEY	NARCOTICS	WC	D	07/13/2006	30	1	60
2006-12	HINOJOSA	WARREN	NARCOTICS	WC	D	08/23/2006	30	0	30
2006-13	HITTNER	SWARTZ	NARCOTICS	WC	D	09/06/2006	30	0	30

¹ The prosecuting official authorized the filing of the application under provisions of the state's statute. (See Table 1 for this state's statutory citation.)

² Type: WC = Cellular or Mobile Telephone (Wire), WS = Standard Telephone (Wire), WO = Other (Wire), OM = Microphone (Oral), OO = Other (Oral), ED = Digital Pager (Electronic), EE = Computer or E-Mail (Electronic), EF = Fax Machine (Electronic), EO = Other (Electronic).

³ Location: D = Portable Device, H = Personal Residence, B = Business, A = Public Area, O = Other Location, R = Roving (Relaxed Specification Order), N = Not Specified.

* The first four digits of the A.O. number represent the year in which the wiretap was terminated. Wiretaps that were terminated prior to 2006 were not reported previously because they were part of ongoing investigations.

TABLE A-1
UNITED STATES DISTRICT COURTS

CALENDAR YEAR 2006

**REPORT BY PROSECUTORS OF COURT-AUTHORIZED INTERCEPTS OF WIRE, ORAL, OR ELECTRONIC COMMUNICATIONS
PURSUANT TO 18 U.S.C. 2519**

A.O. Number *	Number of Days in Operation ⁴	Average Inter- cepts per Day	Number of ⁵			Costs		Number of					
			Persons Inter- cepted	Intercepts	Incrim- inating Intercepts	Total Cost in \$	Other Than Manpower in \$	Arrests	Trials	Motions to Suppress Intercepts ⁶			Persons Con- victed
										G	D	P	
TENNESSEE, EASTERN (CONTINUED)													
2005-7	20	30	145	610	62	RELATED TO NO. 2006-2		RELATED TO NO. 2006-2					
2005-8	30	30	105	898	107	RELATED TO NO. 2005-6		RELATED TO NO. 2005-6					
2005-9	30	434	300	13,027	1,196	2,309	2,309	5	-	-	-	-	-
2005-10	8	48	20	381	38	1,154	1,154	RELATED TO NO. 2005-9					
2005-11	30	59	248	1,780	316	RELATED TO NO. 2006-2		RELATED TO NO. 2006-2					
2004-7	12	110	40	1,324	334	6,803	1,600	-	-	-	-	-	-
2004-8	60	86	20	5,161	1,002	22,200	3,000	-	-	-	-	-	-
2004-9	8	20	12	157	52	4,800	1,600	-	-	-	-	-	-
TEXAS, EASTERN													
2006-1	22	60	43	1,325	89	59,898	400	-	-	-	-	-	-
TEXAS, NORTHERN													
2006-1	30	205	15	6,157	198	18,462	2,500	-	-	-	-	-	-
2006-2	12	64	5	763	33	9,200	1,500	-	-	-	-	-	-
2006-3	30	184	10	5,511	98	18,462	2,500	-	-	-	-	-	-
2006-4	30	41	8	1,230	116	23,635	3,000	-	-	-	-	-	-
TEXAS, SOUTHERN													
2006-1	30	33	18	978	63	36,631	4,625	-	-	-	-	-	-
2006-2	20	1	5	23	-	-	-	-	-	-	-	-	-
2006-3	7	67	34	469	30	20,602	1,045	2	-	-	-	-	2
2006-4	90	30	45	2,706	251	153,971	-	15	-	-	-	-	-
2006-5	60	29	58	1,742	60	91,498	2,200	-	-	-	-	-	-
2006-6	18	12	18	222	21	14,813	6,773	-	-	-	-	-	-
2006-7	51	17	15	884	127	62,020	5,950	-	-	-	-	-	-
2006-8	29	81	51	2,342	67	99,072	50	1	-	-	-	-	1
2006-9	16	19	10	300	57	23,905	-	-	-	-	-	-	-
2006-10	31	28	32	876	120	41,420	-	3	-	-	-	-	3
2006-11	40	20	9	800	142	52,779	3,650	-	-	-	-	-	-
2006-12	10	342	10	3,420	360	13,901	2,250	2	-	-	-	-	-
2006-13	25	34	50	850	500	19,172	3,750	3	-	-	-	-	-

⁴ NI indicates never installed. I indicates installed but never used. NP indicates no prosecutor's report.

⁵ NR indicates not reported or could not be determined.

⁶ Motions: G = Granted, D = Denied, P = Pending.

* The first four digits of the A.O. number represent the year in which the wiretap was terminated. Wiretaps that were terminated prior to 2006 were not reported previously because they were part of ongoing investigations.

TABLE A-1
UNITED STATES DISTRICT COURTS

CALENDAR YEAR 2006

**REPORT BY JUDGES OF COURT-AUTHORIZED INTERCEPTS OF WIRE, ORAL, OR ELECTRONIC COMMUNICATIONS
PURSUANT TO 18 U.S.C. 2519**

A.O. Number *	Authorizing Official		Offense Specified	Intercept		Date of Application	Authorized Length		
	Judge	Attorney General ¹		Type ²	Location ³		Original Order (Days)	Number of Extensions	Total Length (Days)
TEXAS, SOUTHERN (CONTINUED)									
2006-14	HINOJOSA	WARREN	NARCOTICS	WC	D	10/13/2006	30	0	30
2005-19	CRANE	KEENEY	NARCOTICS	WC	D	08/22/2005	30	0	30
2005-20	CRANE	WARREN	NARCOTICS	WC	D	10/31/2005	30	0	30
TEXAS, WESTERN									
2006-1	BIERY	KEENEY	NARCOTICS	WC	D	12/06/2005	30	1	60
2006-2	RODRIGUEZ	WARREN	NARCOTICS	WC	D	03/31/2006	30	0	30
2006-3	CARDONE	SABIN	NARCOTICS	WC	D	05/07/2006	30	1	60
2006-4	BIERY	KEENEY	NARCOTICS	WC	D	06/06/2006	30	1	60
2006-5	CARDONE	KEENEY	NARCOTICS	WC	D	09/07/2006	30	2	90
2006-6	YEAKEL	SWARTZ	NARCOTICS	WC	D	11/08/2006	30	0	30
2004-47	JUNELL	KEENEY	NARCOTICS	WC	D	08/16/2004	30	3	120
2004-48	MARTINEZ	NAHMIAS	NARCOTICS	WC	D	09/09/2004	30	1	60
2004-49	JUNELL	KEENEY	NARCOTICS	WC	D	10/27/2004	30	0	30
2004-50	JUNELL	KEENEY	NARCOTICS	WC	D	11/29/2004	30	0	30
UTAH									
2006-1	KIMBALL	BIANCO	NARCOTICS	WC	D	11/23/2005	30	1	60
2006-2	BENSON	KEENEY	NARCOTICS	WC	D	07/29/2006	30	0	30
2006-3	BENSON	SABIN	NARCOTICS	WC	D	08/24/2006	30	0	30
2006-4	BENSON	SWARTZ	NARCOTICS	WC	D	09/29/2006	30	0	30
2006-5	BENSON	WARREN	NARCOTICS	WC	D	10/24/2006	30	0	30
2006-6	KIMBALL	BIANCO	CONSPIRACY	WC	D	12/01/2006	30	0	30
2005-2	BENSON	BIANCO	NARCOTICS	WC	D	09/20/2005	30	0	30
2005-3	BENSON	FISHER	NARCOTICS	WC	D	10/24/2005	30	0	30
2005-4	BENSON	SWARTZ	NARCOTICS	WC	D	10/24/2005	30	0	30
VIRGINIA, WESTERN									
2006-1	MOON	WARREN	NARCOTICS	WC	D	01/06/2006	30	1	60
2005-1	MOON	WARREN	NARCOTICS	WC	D	11/04/2005	30	0	30

¹ The prosecuting official authorized the filing of the application under provisions of the state's statute. (See Table 1 for this state's statutory citation.)

² Type: WC = Cellular or Mobile Telephone (Wire), WS = Standard Telephone (Wire), WO = Other (Wire), OM = Microphone (Oral), OO = Other (Oral), ED = Digital Pager (Electronic), EE = Computer or E-Mail (Electronic), EF = Fax Machine (Electronic), EO = Other (Electronic).

³ Location: D = Portable Device, H = Personal Residence, B = Business, A = Public Area, O = Other Location, R = Roving (Relaxed Specification Order), N = Not Specified.

* The first four digits of the A.O. number represent the year in which the wiretap was terminated. Wiretaps that were terminated prior to 2006 were not reported previously because they were part of ongoing investigations.

TABLE A-1
UNITED STATES DISTRICT COURTS

CALENDAR YEAR 2006

**REPORT BY PROSECUTORS OF COURT-AUTHORIZED INTERCEPTS OF WIRE, ORAL, OR ELECTRONIC COMMUNICATIONS
PURSUANT TO 18 U.S.C. 2519**

A.O. Number *	Number of Days in Oper- ation ⁴	Average Inter- cepts per Day	Number of ⁵			Costs		Number of					
			Persons Inter- cepted	Intercepts	Incrim- inating Intercepts	Total Cost in \$	Other Than Manpower in \$	Arrests	Trials	Motions to Suppress Intercepts ⁶			Persons Con- victed
										G	D	P	
TEXAS, SOUTHERN (CONTINUED)													
2006-14	1	8	4	8	6	8,880	2,000	1	-	-	-	-	-
2005-19	30	301	23	9,043	911	71,700	7,000	-	-	-	-	-	-
2005-20	30	141	NR	4,219	357	68,500	3,500	-	-	-	-	-	-
TEXAS, WESTERN													
2006-1	60	100	200	6,000	70	123,776	10,000	20	-	-	-	-	6
2006-2	2	76	4	152	63	50,632	525	-	-	-	-	-	-
2006-3	40	14	24	566	10	36,659	2,800	-	-	-	-	-	-
2006-4	49	109	6	5,350	471	37,564	4,250	-	-	-	-	-	-
2006-5	76	25	63	1,882	420	57,340	3,520	-	-	-	-	-	-
2006-6	15	93	22	1,402	199	-	-	-	-	-	-	-	-
2004-47	120	20	80	2,350	592	224,213	50,325	8	-	-	-	-	8
2004-48	60	45	40	2,705	201	53,604	3,500	1	-	-	-	-	-
2004-49	27	47	68	1,274	59	58,466	1,000	1	-	-	-	-	1
2004-50	16	38	45	604	93	15,592	1,000	-	-	-	-	-	-
UTAH													
2006-1	60	47	20	2,796	1,334	18,994	4,000	14	-	-	1	-	-
2006-2	11	76	10	839	259	20,493	4,000	-	-	-	-	-	-
2006-3	25	177	14	4,426	652	43,452	16,896	-	-	-	-	-	-
2006-4	29	19	15	541	208	56,353	2,000	-	-	-	-	-	-
2006-5	30	130	5	3,899	2,568	26,942	16,320	-	-	-	-	-	-
2006-6	20	31	53	613	147	-	-	-	-	-	-	-	-
2005-2	1	7	1	7	NR	RELATED TO NO. 2005-3		RELATED TO NO. 2005-3					
2005-3	28	146	23	4,093	846	46,836	14,336	2	-	-	-	-	-
2005-4	29	143	19	4,146	589	27,792	14,336	RELATED TO NO. 2005-3					
VIRGINIA, WESTERN													
2006-1	60	26	82	1,536	256	118,323	2,500	2	-	-	-	-	-
2005-1	30	111	194	3,324	306	53,928	1,760	2	-	-	-	-	-

⁴ NI indicates never installed. I indicates installed but never used. NP indicates no prosecutor's report.

⁵ NR indicates not reported or could not be determined.

⁶ Motions: G = Granted, D = Denied, P = Pending.

* The first four digits of the A.O. number represent the year in which the wiretap was terminated. Wiretaps that were terminated prior to 2006 were not reported previously because they were part of ongoing investigations.

TABLE A-1
UNITED STATES DISTRICT COURTS

CALENDAR YEAR 2006

REPORT BY JUDGES OF COURT-AUTHORIZED INTERCEPTS OF WIRE, ORAL, OR ELECTRONIC COMMUNICATIONS PURSUANT TO 18 U.S.C. 2519									
A.O. Number *	Authorizing Official		Offense Specified	Intercept		Date of Application	Authorized Length		
	Judge	Attorney General ¹		Type ²	Location ³		Original Order (Days)	Number of Extensions	Total Length (Days)
WASHINGTON, EASTERN									
2006-1	SUKO	PARSKY	NARCOTICS	WC	D	03/14/2006	30	0	30
WASHINGTON, WESTERN									
2006-1	COUGHENOUR	BIANCO	NARCOTICS	WC	D	01/04/2006	30	0	30
2006-2	ROBART	SWARTZ	NARCOTICS	WC	D	03/27/2006	30	0	30
2006-3	ZILLY	KEENEY	FRAUD	WC,WS,EF	D,H	04/05/2006	30	2	90
2006-4	ROBART	PARSKY	NARCOTICS	WC	D	05/11/2006	30	0	30
2006-5	COUGHENOUR	SWARTZ	NARCOTICS	WC	D	05/31/2006	30	2	90
2006-6	LASNIK	WARREN	NARCOTICS	WC	D	06/15/2006	30	0	30
WEST VIRGINIA, SOUTHERN									
2006-1	FABER	WARREN	NARCOTICS	WC	D	02/16/2006	30	1	60
WISCONSIN, EASTERN									
2006-1	ADELMAN	WARREN	NARCOTICS	WC,WS	D,H	11/02/2005	30	1	60
2006-2	RANDA	SWARTZ	NARCOTICS	WC	D	03/16/2006	30	1	60
2005-8	CLEVERT	PARSKY	NARCOTICS	WC	D	10/24/2005	30	0	30
WYOMING									
2006-1	DOWNES	SABIN	NARCOTICS	WC	D	02/09/2006	30	2	90
2006-2	DOWNES	SABIN	NARCOTICS	WC	D	04/05/2006	30	0	30
2006-3	DOWNES	PARSKY	NARCOTICS	WC	D	04/27/2006	30	0	30
2006-4	DOWNES	WARREN	NARCOTICS	WC	D	07/20/2006	30	0	30

¹ The prosecuting official authorized the filing of the application under provisions of the state's statute. (See Table 1 for this state's statutory citation.)

² Type: WC = Cellular or Mobile Telephone (Wire), WS = Standard Telephone (Wire), WO = Other (Wire), OM = Microphone (Oral), OO = Other (Oral), ED = Digital Pager (Electronic), EE = Computer or E-Mail (Electronic), EF = Fax Machine (Electronic), EO = Other (Electronic).

³ Location: D = Portable Device, H = Personal Residence, B = Business, A = Public Area, O = Other Location, R = Roving (Relaxed Specification Order), N = Not Specified.

* The first four digits of the A.O. number represent the year in which the wiretap was terminated. Wiretaps that were terminated prior to 2006 were not reported previously because they were part of ongoing investigations.

TABLE A-1
UNITED STATES DISTRICT COURTS

CALENDAR YEAR 2006

REPORT BY PROSECUTORS OF COURT-AUTHORIZED INTERCEPTS OF WIRE, ORAL, OR ELECTRONIC COMMUNICATIONS
PURSUANT TO 18 U.S.C. 2519

A.O. Number *	Number of Days in Oper- ation ⁴	Average Inter- cepts per Day	Number of ⁵			Costs		Number of						
			Persons Inter- cepted	Intercepts	Incrim- inating Intercepts	Total Cost in \$	Other Than Manpower in \$	Arrests	Trials	Motions to Suppress Intercepts ⁶			Persons Con- victed	
										G	D	P		
WASHINGTON, EASTERN														
2006-1	29	55	144	1,607	269	33,371	8,343	11	-	-	-	-	-	
WASHINGTON, WESTERN														
2006-1	30	45	49	1,337	132	76,542	28,116	15	-	-	-	-	-	
2006-2	30	271	267	8,143	1,786	50,293	8,000	66	-	-	-	-	-	
2006-3	82	202	1,259	16,539	4,062	88,833	10,333	-	-	-	-	-	-	
2006-4	5	94	15	469	60	27,375	9,250	3	-	-	-	-	-	
2006-5	67	138	550	9,249	3,399	227,757	4,000	18	-	-	-	-	3	
2006-6	30	150	250	4,500	2,300	60,043	6,000	18	-	-	-	-	-	
WEST VIRGINIA, SOUTHERN														
2006-1	40	117	29	4,699	534	18,016	3,168	6	-	-	-	-	-	
WISCONSIN, EASTERN														
2006-1	60	46	203	2,771	347	43,447	7,055	4	-	-	-	-	4	
2006-2	59	76	40	4,473	513	35,000	1,000	9	-	-	-	-	-	
2005-8	28	87	98	2,430	390	-	-	-	-	-	-	-	-	
WYOMING														
2006-1	76	55	75	4,156	1,021	RELATED TO NO. 2006-3		RELATED TO NO. 2006-3						
2006-2	21	77	20	1,617	261	RELATED TO NO. 2006-3		RELATED TO NO. 2006-3						
2006-3	8	25	20	202	45	196,500	24,000	28	-	-	-	-	-	
2006-4	15	-	-	-	-	7,366	5,466	-	-	-	-	-	-	

⁴ NI indicates never installed. I indicates installed but never used. NP indicates no prosecutor's report.

⁵ NR indicates not reported or could not be determined.

⁶ Motions: G = Granted, D = Denied, P = Pending.

* The first four digits of the A.O. number represent the year in which the wiretap was terminated. Wiretaps that were terminated prior to 2006 were not reported previously because they were part of ongoing investigations.

SUPPLEMENTARY REPORT BY PROSECUTORS FOR INTERCEPTS TERMINATED IN CALENDAR YEAR 1997
AS OF DECEMBER 31, 2006

U.S. District Court	A.O. Report Number in 1997 Report	Date of Application	Additional Activity During Calendar Year 2006							
			Cost in \$	Persons Arrested	Trials Completed	Motions to Suppress Intercepts ¹			Persons Con- victed	Offense for Which Convicted
						G	D	P		
MISSOURI, WESTERN										
	1997-306	11/10/1997	-	-	1	-	-	-	1	NARCOTICS
TEXAS, SOUTHERN										
	1997-52	09/11/1997	-	-	-	-	-	-	1	NARCOTICS

¹ Motions: G = Granted, D = Denied, P = Pending.

SUPPLEMENTARY REPORT BY PROSECUTORS FOR INTERCEPTS TERMINATED IN CALENDAR YEAR 1998
AS OF DECEMBER 31, 2006

U.S. District Court	A.O. Report Number in 1998 Report	Date of Application	Additional Activity During Calendar Year 2006							
			Cost in \$	Persons Arrested	Trials Completed	Motions to Suppress Intercepts ¹			Persons Con- victed	Offense for Which Convicted
						G	D	P		
NEW YORK, SOUTHERN										
	1998-359	03/12/1998	-	-	-	-	-	-	1	KIDNAPPING
TENNESSEE, EASTERN										
	1998-475	04/22/1998	-	16	-	-	-	-	-	

¹ Motions: G = Granted, D = Denied, P = Pending.

SUPPLEMENTARY REPORT BY PROSECUTORS FOR INTERCEPTS TERMINATED IN CALENDAR YEAR 1999
AS OF DECEMBER 31, 2006

U.S. District Court	A.O. Report Number in 1999 Report	Date of Application	Additional Activity During Calendar Year 2006								Persons Con- victed	Offense for Which Convicted
			Cost in \$	Persons Arrested	Trials Completed	Motions to Suppress Intercepts ¹						
						G	D	P				
ILLINOIS, NORTHERN												
	1999-228	09/30/1999	-	21	-	-	-	-	21	BRIBERY		
MICHIGAN, EASTERN												
	1999-296				Linked to another wiretap involving the same investigation							
	1999-300				Linked to another wiretap involving the same investigation							

¹ Motions: G = Granted, D = Denied, P = Pending.

SUPPLEMENTARY REPORT BY PROSECUTORS FOR INTERCEPTS TERMINATED IN CALENDAR YEAR 2000
AS OF DECEMBER 31, 2006

U.S. District Court	A.O. Report Number in 2000 Report	Date of Application	Additional Activity During Calendar Year 2006								
			Cost in \$	Persons Arrested	Trials Completed	Motions to Suppress Intercepts ¹			Persons Con- victed	Offense for Which Convicted	
						G	D	P			
ARIZONA											
	2000-1	09/14/1999	-	-	-	-	-	-	1	NARCOTICS	
	2000-4				Linked to another wiretap involving the same investigation						
COLORADO											
	2000-8	05/22/2000	-	2	-	-	-	-	1	NARCOTICS	
CONNECTICUT											
	2000-6	11/01/2000	-	-	1	-	-	-	1	\$LAUNDERING	
ILLINOIS, NORTHERN											
	2000-6	01/24/2000	-	-	-	-	-	-	1	\$LAUNDERING	
	2000-17	05/11/2000	-	-	-	-	-	-	2	NARCOTICS	
	2000-640	08/18/1999	-	-	-	-	1	-	1	EXTORTION	
MICHIGAN, EASTERN											
	2000-1	11/18/1999	-	-	-	-	-	-	1	NARCOTICS	
NEW YORK, NORTHERN											
	2000-8	10/06/2000	-	-	-	-	-	-	2	NARCOTICS	
UTAH											
	2000-5	05/05/2000	-	-	1	-	-	-	2	NARCOTICS	

¹ Motions: G = Granted, D = Denied, P = Pending.

SUPPLEMENTARY REPORT BY PROSECUTORS FOR INTERCEPTS TERMINATED IN CALENDAR YEAR 2001
AS OF DECEMBER 31, 2006

U.S. District Court	A.O. Report Number in 2001 Report	Date of Application	Additional Activity During Calendar Year 2006								
			Cost in \$	Persons Arrested	Trials Completed	Motions to Suppress Intercepts ¹			Persons Con- victed	Offense for Which Convicted	
						G	D	P			
ARIZONA											
	2001-8	06/08/2001	-	12	-	-	-	-	-		
CALIFORNIA, NORTHERN											
	2001-7	06/06/2001	-	1	-	-	-	-	2	NARCOTICS	
	2001-9				Linked to another wiretap involving the same investigation						
DISTRICT OF COLUMBIA											
	2001-3				Linked to another wiretap involving the same investigation						
	2001-5				Linked to another wiretap involving the same investigation						
	2001-9				Linked to another wiretap involving the same investigation						
	2001-10				Linked to another wiretap involving the same investigation						
	2001-11	08/02/2001	-	1	-	-	-	-	1	NARCOTICS	
FLORIDA, SOUTHERN											
	2001-16	09/07/2001	-	29	2	1	-	-	29	CONSPIRACY	
HAWAII											
	2001-1	12/28/2000	-	-	-	-	-	-	1	NARCOTICS	
ILLINOIS, NORTHERN											
	2001-26	10/02/2001	-	1	-	-	-	-	-		
MICHIGAN, EASTERN											
	2001-3	03/23/2001	-	-	-	-	-	-	2	NARCOTICS	
	2001-10	08/27/2001	-	1	-	-	-	-	-		
MISSOURI, EASTERN											
	2001-13	09/14/2001	-	-	-	-	-	-	1	FRAUD	
	2001-14				Linked to another wiretap involving the same investigation						

¹ Motions: G = Granted, D = Denied, P = Pending.

SUPPLEMENTARY REPORT BY PROSECUTORS FOR INTERCEPTS TERMINATED IN CALENDAR YEAR 2001
AS OF DECEMBER 31, 2006 (CONTINUED)

U.S. District Court	A.O. Report Number in 2001 Report	Date of Application	Additional Activity During Calendar Year 2006								
			Cost in \$	Persons Arrested	Trials Completed	Motions to Suppress Intercepts ¹			Persons Con- victed	Offense for Which Convicted	
G	D	P									
NEVADA											
	2001-7					Linked to another wiretap involving the same investigation					
NEW JERSEY											
	2001-2	10/23/2000	-	-	-	-	-	-	6	FRAUD	
	2001-12	04/02/2001	-	-	-	-	-	-	3	NARCOTICS	
NEW YORK, NORTHERN											
	2001-1	02/07/2001	-	-	-	-	-	-	1	NARCOTICS	
NEW YORK, SOUTHERN											
	2001-2					Linked to another wiretap involving the same investigation					
	2001-6	02/16/2001	-	-	-	-	-	-	1	NARCOTICS	
NEW YORK, WESTERN											
	2001-5	04/05/2001	-	-	-	-	-	-	3	NARCOTICS	

¹ Motions: G = Granted, D = Denied, P = Pending.

SUPPLEMENTARY REPORT BY PROSECUTORS FOR INTERCEPTS TERMINATED IN CALENDAR YEAR 2002
AS OF DECEMBER 31, 2006

U.S. District Court	A.O. Report Number in 2002 Report	Date of Application	Additional Activity During Calendar Year 2006								
			Cost in \$	Persons Arrested	Trials Completed	Motions to Suppress Intercepts ¹			Persons Con- victed	Offense for Which Convicted	
						G	D	P			
CALIFORNIA, CENTRAL											
	2002-4	02/13/2002	-	-	-	-	-	-	3	KIDNAPPING	
	2002-28	09/25/2002	-	-	-	-	-	-	2	CONSPIRACY	
CALIFORNIA, NORTHERN											
	2002-4	07/12/2002	-	-	-	-	-	-	2	\$LAUNDERING	
CONNECTICUT											
	2002-13*	02/18/2001	-	2	-	-	-	-	1	BRIBERY	
ILLINOIS, NORTHERN											
	2002-1	11/26/2001	-	9	-	-	-	-	-		
	2002-11	04/02/2002	-	-	1	-	-	-	8	NARCOTICS	
IOWA, NORTHERN											
	2002-1				Linked to another wiretap involving the same investigation						
	2002-2	06/08/2002	-	1	-	-	-	-	-		
LOUISIANA, EASTERN											
	2002-1	08/27/2001	-	-	1	-	2	-	-		
MARYLAND											
	2002-1	02/06/2002	-	-	1	-	-	-	4	NARCOTICS	
MICHIGAN, EASTERN											
	2002-3	05/17/2002	-	7	-	-	-	-	-		
NEVADA											
	2002-1				Linked to another wiretap involving the same investigation						
	2002-2				Linked to another wiretap involving the same investigation						
	2002-3				Linked to another wiretap involving the same investigation						
	2002-9	07/22/2002	-	5	1	-	1	-	5	RACKETEERING	
	2002-10	08/28/2002	-	18	-	-	-	-	18	RACKETEERING	

¹ Motions: G = Granted, D = Denied, P = Pending.

SUPPLEMENTARY REPORT BY PROSECUTORS FOR INTERCEPTS TERMINATED IN CALENDAR YEAR 2002
AS OF DECEMBER 31, 2006 (CONTINUED)

U.S. District Court	A.O. Report Number in 2002 Report	Date of Application	Additional Activity During Calendar Year 2006							
			Cost in \$	Persons Arrested	Trials Completed	Motions to Suppress Intercepts ¹			Persons Con- victed	Offense for Which Convicted
						G	D	P		
NEW YORK, SOUTHERN										
	2002-36	05/07/2002	-	-	-	-	-	-	3	RACKETEERING
PENNSYLVANIA, EASTERN										
	2002-13	(See Appendix Table A-1 in this year's report)								
SOUTH CAROLINA										
	2002-3	03/22/2002	-	-	-	-	-	-	1	NARCOTICS

¹ Motions: G = Granted, D = Denied, P = Pending.

SUPPLEMENTARY REPORT BY PROSECUTORS FOR INTERCEPTS TERMINATED IN CALENDAR YEAR 2003
AS OF DECEMBER 31, 2006

U.S. District Court	A.O. Report Number in 2003 Report	Date of Application	Additional Activity During Calendar Year 2006								
			Cost in \$	Persons Arrested	Trials Completed	Motions to Suppress Intercepts ¹			Persons Con- victed	Offense for Which Convicted	
						G	D	P			
CALIFORNIA, CENTRAL											
	2003-23	05/01/2003	-	-	2	-	1	-	6	NARCOTICS	
	2003-51	(See Appendix Table A-1 in this year's report)									
CALIFORNIA, NORTHERN											
	2003-1	10/28/2002	-	-	-	-	-	-	5	NARCOTICS	
	2003-4				Linked to another wiretap involving the same investigation						
	2003-8				Linked to another wiretap involving the same investigation						
	2003-9	07/15/2003	-	-	-	-	-	-	20	NARCOTICS	
CALIFORNIA, SOUTHERN											
	2003-4	01/15/2003	-	-	-	-	-	-	7	\$LAUNDERING	
	2003-9	06/06/2003	-	2	-	-	-	-	2	NARCOTICS	
	2003-10	07/17/2003	-	1	-	-	-	-	4	NARCOTICS	
CONNECTICUT											
	2003-2	03/31/2003	-	-	-	-	-	-	1	NARCOTICS	
	2003-8				Linked to another wiretap involving the same investigation						
DISTRICT OF COLUMBIA											
	2003-1	02/25/2003	-	1	-	-	-	-	3	NARCOTICS	
FLORIDA, MIDDLE											
	2003-2	06/18/2003	-	1	-	-	-	-	-		
FLORIDA, SOUTHERN											
	2003-18	08/28/2003	-	7	-	-	-	-	-		
	2003-20	09/29/2003	-	1	-	-	-	-	1	CONSPIRACY	
HAWAII											
	2003-13	08/29/2003	-	-	-	-	-	-	13	NARCOTICS	

¹ Motions: G = Granted, D = Denied, P = Pending.

SUPPLEMENTARY REPORT BY PROSECUTORS FOR INTERCEPTS TERMINATED IN CALENDAR YEAR 2004
AS OF DECEMBER 31, 2006 (CONTINUED)

U.S. District Court	A.O. Report Number in 2003 Report	Date of Application	Additional Activity During Calendar Year 2006							
			Cost in \$	Persons Arrested	Trials Completed	Motions to Suppress Intercepts ¹			Persons Con- victed	Offense for Which Convicted
						G	D	P		
ILLINOIS, NORTHERN										
	2003-1	12/03/2002	-	-	-	-	-	-	2	NARCOTICS
	2003-4	12/19/2002	-	-	1	-	-	-	6	NARCOTICS
	2003-16	04/03/2003	-	1	-	-	-	-	-	
	2003-18	04/24/2003	-	1	-	-	-	-	1	NARCOTICS
	2003-22	04/29/2003	-	1	-	-	-	-	-	
	2003-27	06/04/2003	-	-	-	-	-	-	1	NARCOTICS
	2003-33	07/09/2003	-	-	-	-	15	-	2	NARCOTICS
	2003-40		Linked to another wiretap involving the same investigation							
	2003-42	08/29/2003	-	-	-	-	-	-	3	NARCOTICS
	2003-43	09/02/2003	-	-	-	-	-	-	1	NARCOTICS
	2003-44	09/23/2003	-	-	-	-	-	-	1	NARCOTICS
	2003-48	10/14/2003	-	-	-	-	-	-	1	NARCOTICS
	2003-51	12/08/2003	-	-	-	-	-	-	1	NARCOTICS
INDIANA, NORTHERN										
	2003-1	08/25/2003	-	1	-	-	-	-	-	
	2003-2		Linked to another wiretap involving the same investigation							
LOUISIANA, WESTERN										
	2003-1		Linked to another wiretap involving the same investigation							
	2003-2	04/25/2003	-	10	-	-	-	-	8	NARCOTICS
MARYLAND										
	2003-10	10/14/2003	-	-	-	-	-	-	1	NARCOTICS
MASSACHUSETTS										
	2003-5	03/24/2003	-	4	1	-	-	-	4	EXTORTION
	2003-10	06/20/2003	-	-	1	-	1	-	3	NARCOTICS
MICHIGAN, EASTERN										
	2003-9	03/26/2003	-	4	-	-	-	-	4	NARCOTICS
	2003-27	(See Appendix Table A-1 in this year's report)								

¹ Motions: G = Granted, D = Denied, P = Pending.

SUPPLEMENTARY REPORT BY PROSECUTORS FOR INTERCEPTS TERMINATED IN CALENDAR YEAR 2003
AS OF DECEMBER 31, 2006 (CONTINUED)

U.S. District Court	A.O. Report Number in 2003 Report	Date of Application	Additional Activity During Calendar Year 2006							
			Cost in \$	Persons Arrested	Trials Completed	Motions to Suppress Intercepts ¹			Persons Con- victed	Offense for Which Convicted
						G	D	P		
NEW YORK, EASTERN										
	2003-1					Linked to another wiretap involving the same investigation				
	2003-4	02/03/2003	-	8	-	-	-	-	-	
	2003-9	06/25/2003	-	2	-	-	-	-	3	NARCOTICS
	2003-37*	09/18/2002	-	-	-	-	-	-	1	THEFT
NEW YORK, SOUTHERN										
	2003-37	08/12/2003	-	-	1	-	-	-	-	
	2003-43	09/16/2003	-	-	2	-	-	-	32	EXTORTION
OHIO, NORTHERN										
	2003-12	(See Appendix Table A-1 in this year's report)								
PENNSYLVANIA, EASTERN										
	2003-10	(See Appendix Table A-1 in this year's report)								
TEXAS, SOUTHERN										
	2003-1	12/06/2002	-	-	-	-	-	-	1	CONSPIRACY

¹ Motions: G = Granted, D = Denied, P = Pending.

SUPPLEMENTARY REPORT BY PROSECUTORS FOR INTERCEPTS TERMINATED IN CALENDAR YEAR 2004
AS OF DECEMBER 31, 2006

U.S. District Court	A.O. Report Number in 2004 Report	Date of Application	Additional Activity During Calendar Year 2006							
			Cost in \$	Persons Arrested	Trials Completed	Motions to Suppress Intercepts ¹			Persons Con- victed	Offense for Which Convicted
						G	D	P		
ARIZONA										
	2004-11	04/12/2004	-	1	3	-	-	-	3	NARCOTICS
ARKANSAS, EASTERN										
	2004-3	(See Appendix Table A-1 in this year's report)								
CALIFORNIA, CENTRAL										
	2004-14	03/31/2004	-	-	-	-	-	-	12	ROBBERY
	2004-50	(See Appendix Table A-1 in this year's report)								
	2004-51	(See Appendix Table A-1 in this year's report)								
	2004-52	(See Appendix Table A-1 in this year's report)								
	2004-53	(See Appendix Table A-1 in this year's report)								
	2004-54	(See Appendix Table A-1 in this year's report)								
	2004-55	(See Appendix Table A-1 in this year's report)								
	2004-56	(See Appendix Table A-1 in this year's report)								
	2004-57	(See Appendix Table A-1 in this year's report)								
	2004-58	(See Appendix Table A-1 in this year's report)								
	2004-59	(See Appendix Table A-1 in this year's report)								
CALIFORNIA, NORTHERN										
	2004-6	07/30/2004	-	-	-	-	1	2	3	NARCOTICS
CALIFORNIA, SOUTHERN										
	2001-14	07/23/2004	-	1	-	-	-	-	7	CONSPIRACY
	2004-15	08/13/2004	-	-	-	-	-	1	6	CONSPIRACY
CONNECTICUT										
	2004-7	01/14/2004	-	-	-	-	-	-	1	NARCOTICS
	2004-10	03/02/2004	-	-	-	-	-	-	2	NARCOTICS
	2005-15	10/08/2004	-	-	-	-	-	-	11	NARCOTICS
DISTRICT OF COLUMBIA										
	2004-1	Linked to another wiretap involving the same investigation								
	2004-2	01/09/2004	-	10	-	-	-	-	1	NARCOTICS
	2004-4	Linked to another wiretap involving the same investigation								
	2004-6	05/13/2004	-	-	-	-	-	-	1	NARCOTICS

¹ Motions: G = Granted, D = Denied, P = Pending.

SUPPLEMENTARY REPORT BY PROSECUTORS FOR INTERCEPTS TERMINATED IN CALENDAR YEAR 2004
AS OF DECEMBER 31, 2006 (CONTINUED)

U.S. District Court	A.O. Report Number in 2004 Report	Date of Application	Additional Activity During Calendar Year 2006							
			Cost in \$	Persons Arrested	Trials Completed	Motions to Suppress Intercepts¹			Persons Con- victed	Offense for Which Convicted
						G	D	P		
FLORIDA, NORTHERN										
	2004-3*	10/10/2003	-	-	-	-	-	-	2	CONSPIRACY
	2004-6	05/03/2004	-	-	-	-	-	-	1	CONSPIRACY
HAWAII										
	2004-4	07/02/2004	-	-	-	-	-	-	10	NARCOTICS
	2004-5	08/30/2004	-	2	-	-	-	-	-	
IDAHO										
	2004-2	09/21/2004	-	-	1	-	-	-	4	NARCOTICS
ILLINOIS, CENTRAL										
	2004-1	06/18/2004	-	-	2	-	-	-	1	NARCOTICS
ILLINOIS, NORTHERN										
	2004-6	12/22/2003	-	-	2	-	-	-	6	NARCOTICS
	2004-7	01/07/2004	-	3	-	-	-	-	3	NARCOTICS
	2004-10	01/30/2004	-	10	-	-	-	-	10	NARCOTICS
	2004-17	02/12/2004	-	-	-	-	-	-	3	NARCOTICS
	2004-18				Linked to another wiretap involving the same investigation					
	2004-19				Linked to another wiretap involving the same investigation					
	2004-23	04/09/2004	-	1	-	-	-	-	2	FRAUD
	2004-24	04/14/2004	-	8	-	-	-	-	-	
	2004-25				Linked to another wiretap involving the same investigation					
	2004-32	05/20/2004	-	15	-	-	-	-	14	NARCOTICS
	2004-36				Linked to another wiretap involving the same investigation					
	2004-37	05/28/2004	-	2	-	-	-	-	1	FRAUD
	2004-43	07/19/2004	-	-	2	-	1	-	13	NARCOTICS
	2004-48	08/06/2004	-	3	-	-	-	-	3	FRAUD
	2004-56	09/15/2004	-	-	1	-	-	-	15	NARCOTICS
	2004-59	11/24/2004	-	-	-	-	-	-	7	RACKETEERING

¹ Motions: G = Granted, D = Denied, P = Pending.

SUPPLEMENTARY REPORT BY PROSECUTORS FOR INTERCEPTS TERMINATED IN CALENDAR YEAR 2004
AS OF DECEMBER 31, 2006 (CONTINUED)

U.S. District Court	A.O. Report Number in 2004 Report	Date of Application	Additional Activity During Calendar Year 2006							
			Cost in \$	Persons Arrested	Trials Completed	Motions to Suppress Intercepts ¹			Persons Con- victed	Offense for Which Convicted
						G	D	P		
INDIANA, NORTHERN										
	2004-2	02/26/2004	-	2	-	-	-	-	4	NARCOTICS
INDIANA, SOUTHERN										
	2004-2	02/04/2004	-	4	-	-	-	-	-	
	2004-4*	Linked to another wiretap involving the same investigation								
LOUISIANA, EASTERN										
	2004-8	08/20/2004	-	-	-	-	-	-	7	NARCOTICS
	2004-10	09/17/2004	-	5	-	-	-	-	5	NARCOTICS
LOUISIANA, WESTERN										
	2004-3	10/22/2004	-	1	-	-	-	-	1	RACKETEERING
MARYLAND										
	2004-3	03/05/2004	-	31	1	2	103	-	14	NARCOTICS
	2004-6	06/15/2004	30,228	8	-	-	-	-	6	NARCOTICS
	2004-7	06/25/2004	-	10	1	-	8	-	6	NARCOTICS
	2004-11	08/16/2004	205,724	-	-	-	-	-	-	
	2004-14	10/19/2004	-	-	2	-	-	-	7	NARCOTICS
	2004-15	(See Appendix Table A-1 in this year's report)								
MICHIGAN, EASTERN										
	2004-9	07/01/2004	69,930	11	-	-	-	-	10	NARCOTICS
	2004-13	(See Appendix Table A-1 in this year's report)								
	2004-14	(See Appendix Table A-1 in this year's report)								
MISSOURI, EASTERN										
	2004-1	11/20/2003	-	-	-	-	-	-	7	NARCOTICS
	2004-7	05/28/2004	-	-	-	-	-	-	2	FRAUD

¹ Motions: G = Granted, D = Denied, P = Pending.

SUPPLEMENTARY REPORT BY PROSECUTORS FOR INTERCEPTS TERMINATED IN CALENDAR YEAR 2004
AS OF DECEMBER 31, 2006 (CONTINUED)

U.S. District Court	A.O. Report Number in 2004 Report	Date of Application	Additional Activity During Calendar Year 2006							
			Cost in \$	Persons Arrested	Trials Completed	Motions to Suppress Intercepts ¹			Persons Con- victed	Offense for Which Convicted
						G	D	P		
MISSOURI, WESTERN										
	2004-1					Linked to another wiretap involving the same investigation				
	2004-4	06/18/2004	-	3	1	-	-	-	6	NARCOTICS
NEBRASKA										
	2004-2	(See Appendix Table A-1 in this year's report)								
	2004-3	(See Appendix Table A-1 in this year's report)								
	2004-4	(See Appendix Table A-1 in this year's report)								
NEW JERSEY										
	2004-25	11/05/2004	30,000	2	-	-	-	-	2	NARCOTICS
NEW YORK, EASTERN										
	2004-1	10/03/2003	-	-	-	-	-	-	7	RACKETEERING
	2004-36	(See Appendix Table A-1 in this year's report)								
NEW YORK, SOUTHERN										
	2004-47	03/22/2004	-	39	-	-	-	-	16	RACKETEERING
	2004-48	03/22/2004	-	-	2	-	1	9	19	NARCOTICS
	2004-121	(See Appendix Table A-1 in this year's report)								
NEW YORK, WESTERN										
	2004-1					Linked to another wiretap involving the same investigation				
	2004-7	03/30/2004	-	-	-	-	-	-	1	NARCOTICS
	2004-14	06/01/2004	-	3	-	-	-	-	10	NARCOTICS
NORTH CAROLINA, WESTERN										
	2004-1	09/08/2004	-	21	-	-	-	-	6	NARCOTICS
OHIO, NORTHERN										
	2004-3	12/18/2003	-	31	-	-	-	-	29	NARCOTICS
	2004-6					Linked to another wiretap involving the same investigation				
	2004-9	06/02/2004	-	1	-	-	-	-	10	\$LAUNDERING
	2004-20	(See Appendix Table A-1 in this year's report)								
	2004-21	(See Appendix Table A-1 in this year's report)								

¹ Motions: G = Granted, D = Denied, P = Pending.

SUPPLEMENTARY REPORT BY PROSECUTORS FOR INTERCEPTS TERMINATED IN CALENDAR YEAR 2004
AS OF DECEMBER 31, 2006 (CONTINUED)

U.S. District Court	A.O. Report Number in 2004 Report	Date of Application	Additional Activity During Calendar Year 2006							
			Cost in \$	Persons Arrested	Trials Completed	Motions to Suppress Intercepts ¹			Persons Con- victed	Offense for Which Convicted
						G	D	P		
OKLAHOMA, WESTERN										
	2004-1	11/25/2003	-	2	1	-	-	-	4	OTHER
PENNSYLVANIA, EASTERN										
	2004-4	(See Appendix Table A-1 in this year's report)								
	2004-5	(See Appendix Table A-1 in this year's report)								
PUERTO RICO										
	2004-6	11/10/2004	-	4	-	-	-	-	-	
TENNESSEE, EASTERN										
	2004-7	(See Appendix Table A-1 in this year's report)								
	2004-8	(See Appendix Table A-1 in this year's report)								
	2004-9	(See Appendix Table A-1 in this year's report)								
TEXAS, EASTERN										
	2004-2	08/18/2004	-	-	-	-	-	3	-	
TEXAS, SOUTHERN										
	2004-23				Linked to another wiretap involving the same investigation					
	2004-26	05/25/2004	-	2	-	-	-	-	-	
	2004-33	07/01/2004	-	9	-	-	-	-	4	NARCOTICS
TEXAS, WESTERN										
	2004-3	01/09/2004	-	33	28	-	-	-	-	
	2004-5				Linked to another wiretap involving the same investigation					
	2004-7				Linked to another wiretap involving the same investigation					
	2004-8				Linked to another wiretap involving the same investigation					
	2004-9				Linked to another wiretap involving the same investigation					
	2004-12				Linked to another wiretap involving the same investigation					
	2004-14				Linked to another wiretap involving the same investigation					
	2004-19				Linked to another wiretap involving the same investigation					

¹ Motions: G = Granted, D = Denied, P = Pending.

SUPPLEMENTARY REPORT BY PROSECUTORS FOR INTERCEPTS TERMINATED IN CALENDAR YEAR 2004
AS OF DECEMBER 31, 2006 (CONTINUED)

U.S. District Court	A.O. Report Number in 2004 Report	Date of Application	Additional Activity During Calendar Year 2006							Persons Con- victed	Offense for Which Convicted
			Cost in \$	Persons Arrested	Trials Completed	Motions to Suppress Intercepts ¹					
						G	D	P			
TEXAS, WESTERN (CONTINUED)											
	2004-31	08/16/2004	-	1	-	-	-	-	13	NARCOTICS	
	2004-32	08/20/2004	-	23	-	-	-	-	-		
	2004-34	09/09/2004	-	2	2	-	-	-	-		
	2004-38	10/04/2004	-	2	2	-	-	-	3	NARCOTICS	
	2004-47	(See Appendix Table A-1 in this year's report)									
	2004-48	(See Appendix Table A-1 in this year's report)									
	2004-49	(See Appendix Table A-1 in this year's report)									
	2004-50	(See Appendix Table A-1 in this year's report)									
WASHINGTON, EASTERN											
	2004-2	09/07/2004	10,000	15	-	-	-	-	14	NARCOTICS	
WASHINGTON, WESTERN											
	2004-7	10/28/2004	-	2	-	-	-	-	23	NARCOTICS	

¹ Motions: G = Granted, D = Denied, P = Pending.

SUPPLEMENTARY REPORT BY PROSECUTORS FOR INTERCEPTS TERMINATED IN CALENDAR YEAR 2005
AS OF DECEMBER 31, 2006

U.S. District Court	A.O. Report Number in 2005 Report	Date of Application	Additional Activity During Calendar Year 2006								Persons Con- victed	Offense for Which Convicted
			Cost in \$	Persons Arrested	Trials Completed	Motions to Suppress Intercepts ¹						
						G	D	P				
ALABAMA, MIDDLE												
	2005-1	(See Appendix Table A-1 in this year's report)										
ALASKA												
	2005-1	(See Appendix Table A-1 in this year's report)										
ARIZONA												
	2005-29	(See Appendix Table A-1 in this year's report)										
ARKANSAS, EASTERN												
	2005-4	03/10/2005	-	4	-	-	-	-	4	NARCOTICS		
CALIFORNIA, CENTRAL												
	2005-1	08/18/2004	-	2	2	-	1	-	17	CONSPIRACY		
	2005-14	03/17/2005	-	2	-	-	-	-	2	CONSPIRACY		
	2005-38	(See Appendix Table A-1 in this year's report)										
	2005-39	(See Appendix Table A-1 in this year's report)										
	2005-40	(See Appendix Table A-1 in this year's report)										
	2005-41	(See Appendix Table A-1 in this year's report)										
	2005-42	(See Appendix Table A-1 in this year's report)										
	2005-43	(See Appendix Table A-1 in this year's report)										
	2005-44	(See Appendix Table A-1 in this year's report)										
CALIFORNIA, EASTERN												
	2005-3	01/30/2005	-	-	-	-	-	-	9	NARCOTICS		
	2005-4	02/17/2005	-	1	-	-	-	-	9	NARCOTICS		
	2005-17	(See Appendix Table A-1 in this year's report)										
	2005-18	(See Appendix Table A-1 in this year's report)										
CALIFORNIA, NORTHERN												
	2005-4	04/08/2005	-	1	4	-	-	-	3	NARCOTICS		
	2005-13	(See Appendix Table A-1 in this year's report)										
	2005-14	(See Appendix Table A-1 in this year's report)										
	2005-15	(See Appendix Table A-1 in this year's report)										

¹ Motions: G = Granted, D = Denied, P = Pending.

SUPPLEMENTARY REPORT BY PROSECUTORS FOR INTERCEPTS TERMINATED IN CALENDAR YEAR 2005
AS OF DECEMBER 31, 2006 (CONTINUED)

U.S. District Court	A.O. Report Number in 2005 Report	Date of Application	Additional Activity During Calendar Year 2006								Persons Con- victed	Offense for Which Convicted
			Cost in \$	Persons Arrested	Trials Completed	Motions to Suppress Intercepts ¹						
						G	D	P				
CALIFORNIA, SOUTHERN												
	2005-1	01/19/2005	-	10	-	-	-	7	3	NARCOTICS		
	2005-3	02/18/2005	-	24	-	-	-	20	4	NARCOTICS		
	2005-4				Linked to another wiretap involving the same investigation							
	2005-5				Linked to another wiretap involving the same investigation							
	2005-6				Linked to another wiretap involving the same investigation							
	2005-7				Linked to another wiretap involving the same investigation							
	2005-8	03/24/2005	-	6	-	-	-	-	6	NARCOTICS		
	2005-11	05/16/2005	-	3	-	-	-	2	1	OTHER		
	2005-12				Linked to another wiretap involving the same investigation							
	2005-13	05/26/2005	-	7	-	-	-	-	7	NARCOTICS		
	2005-18	07/19/2005	-	-	-	-	-	-	6	CONSPIRACY		
	2005-20	08/02/2005	-	7	-	-	-	-	8	BRIBERY		
	2005-21	(See Appendix Table A-1 in this year's report)										
	2005-22	(See Appendix Table A-1 in this year's report)										
	2005-23	(See Appendix Table A-1 in this year's report)										
COLORADO												
	2005-11	06/14/2005	-	1	-	-	15	-	25	NARCOTICS		
	2005-16	(See Appendix Table A-1 in this year's report)										
	2005-28*	09/23/2004	-	22	1	-	-	-	2	NARCOTICS		
CONNECTICUT												
	2005-1	10/29/2004	-	1	-	-	-	-	12	NARCOTICS		
	2005-4	04/01/2005	-	-	-	-	-	-	15	NARCOTICS		
	2005-10	(See Appendix Table A-1 in this year's report)										
	2005-11	(See Appendix Table A-1 in this year's report)										
	2005-12	(See Appendix Table A-1 in this year's report)										
	2005-13	(See Appendix Table A-1 in this year's report)										
	2005-14	(See Appendix Table A-1 in this year's report)										
	2005-15	(See Appendix Table A-1 in this year's report)										

¹ Motions: G = Granted, D = Denied, P = Pending.

SUPPLEMENTARY REPORT BY PROSECUTORS FOR INTERCEPTS TERMINATED IN CALENDAR YEAR 2005
AS OF DECEMBER 31, 2006 (CONTINUED)

U.S. District Court	A.O. Report Number in 2005 Report	Date of Application	Additional Activity During Calendar Year 2006							Persons Con- victed	Offense for Which Convicted
			Cost in \$	Persons Arrested	Trials Completed	Motions to Suppress Intercepts ¹					
						G	D	P			
DISTRICT OF COLUMBIA											
	2005-1	10/04/2004	-	-	-	-	-	-	2	NARCOTICS	
FLORIDA, MIDDLE											
	2005-16	(See Appendix Table A-1 in this year's report)									
	2005-17	(See Appendix Table A-1 in this year's report)									
FLORIDA, SOUTHERN											
	2005-9	03/10/2005	-	10	-	-	1	-	4	NARCOTICS	
	2005-14*	09/17/2004	-	10	-	-	-	-	12	CONSPIRACY	
	2005-17	08/03/2005	-	14	-	-	-	-	14	NARCOTICS	
	2005-21	(See Appendix Table A-1 in this year's report)									
GEORGIA, NORTHERN											
	2005-14	09/19/2005	-	8	-	-	-	-	7	NARCOTICS	
	2005-18	(See Appendix Table A-1 in this year's report)									
	2005-19	(See Appendix Table A-1 in this year's report)									
	2005-20	(See Appendix Table A-1 in this year's report)									
	2005-21	(See Appendix Table A-1 in this year's report)									
	2005-22	(See Appendix Table A-1 in this year's report)									
	2005-23	(See Appendix Table A-1 in this year's report)									
	2005-24	(See Appendix Table A-1 in this year's report)									
	2005-25	(See Appendix Table A-1 in this year's report)									
	2005-27	(See Appendix Table A-1 in this year's report)									
	2005-28	(See Appendix Table A-1 in this year's report)									
HAWAII											
	2005-7*	Linked to another wiretap involving the same investigation									
	2005-8*	Linked to another wiretap involving the same investigation									
	2005-9*	07/28/2004	-	22	-	-	1	-	7	NARCOTICS	
	2005-9	(See Appendix Table A-1 in this year's report)									

¹ Motions: G = Granted, D = Denied, P = Pending.

SUPPLEMENTARY REPORT BY PROSECUTORS FOR INTERCEPTS TERMINATED IN CALENDAR YEAR 2005
AS OF DECEMBER 31, 2006 (CONTINUED)

U.S. District Court	A.O. Report Number in 2005 Report	Date of Application	Additional Activity During Calendar Year 2006								Persons Con- victed	Offense for Which Convicted
			Cost in \$	Persons Arrested	Trials Completed	Motions to Suppress Intercepts ¹						
						G	D	P				
ILLINOIS, CENTRAL												
	2005-1	07/28/2004	-	-	1	-	-	-	4	FRAUD		
	2005-3	(See Appendix Table A-1 in this year's report)										
ILLINOIS, NORTHERN												
	2005-3	12/13/2004	-	-	-	-	1	1	1	NARCOTICS		
	2005-5	02/04/2005	-	1	-	-	-	-	1	FRAUD		
	2005-6	02/16/2005	-	19	-	-	-	-	-			
	2005-7	03/04/2005	-	18	-	-	6	-	12	NARCOTICS		
	2005-16	05/31/2005	-	-	-	-	1	-	7	NARCOTICS		
	2005-20	07/05/2005	-	3	-	-	-	-	-			
	2005-61*	07/01/2004	-	8	1	-	12	-	8	NARCOTICS		
INDIANA, SOUTHERN												
	2005-6	(See Appendix Table A-1 in this year's report)										
	2005-7	(See Appendix Table A-1 in this year's report)										
KANSAS												
	2005-7	Linked to another wiretap involving the same investigation										
	2005-9	06/10/2005	-	11	-	-	-	-	-			
	2005-12	(See Appendix Table A-1 in this year's report)										
	2005-13	(See Appendix Table A-1 in this year's report)										
KENTUCKY, EASTERN												
	2005-1	03/07/2005	-	12	-	-	-	-	26	NARCOTICS		
	2005-5	08/25/2005	-	9	1	-	-	-	7	NARCOTICS		
LOUISIANA, EASTERN												
	2005-9	(See Appendix Table A-1 in this year's report)										
LOUISIANA, WESTERN												
	2005-5	05/23/2005	-	15	1	-	-	-	15	NARCOTICS		
	2005-9	(See Appendix Table A-1 in this year's report)										

¹ Motions: G = Granted, D = Denied, P = Pending.

SUPPLEMENTARY REPORT BY PROSECUTORS FOR INTERCEPTS TERMINATED IN CALENDAR YEAR 2005
AS OF DECEMBER 31, 2006 (CONTINUED)

U.S. District Court	A.O. Report Number in 2005 Report	Date of Application	Additional Activity During Calendar Year 2006							
			Cost in \$	Persons Arrested	Trials Completed	Motions to Suppress Intercepts ¹			Persons Con- victed	Offense for Which Convicted
						G	D	P		
MARYLAND										
	2005-2	02/17/2005	-	-	2	-	-	-	3	NARCOTICS
	2005-3	04/01/2005	-	-	-	-	-	-	1	EXTORTION
	2005-9	(See Appendix Table A-1 in this year's report)								
	2005-10	(See Appendix Table A-1 in this year's report)								
MASSACHUSETTS										
	2005-2	(See Appendix Table A-1 in this year's report)								
	2005-3	(See Appendix Table A-1 in this year's report)								
MICHIGAN, EASTERN										
	2005-1	12/13/2004	-	6	-	-	-	-	-	
	2005-6	06/27/2005	-	5	-	-	-	-	-	
	2005-9	09/28/2005	-	11	-	-	-	-	-	
	2005-12	(See Appendix Table A-1 in this year's report)								
	2005-13	(See Appendix Table A-1 in this year's report)								
MINNESOTA										
	2005-1	02/16/2005	-	12	-	-	1	-	10	NARCOTICS
MISSISSIPPI, SOUTHERN										
	2005-2	(See Appendix Table A-1 in this year's report)								
MISSOURI, EASTERN										
	2005-1	12/20/2004	-	-	-	-	-	-	7	ROBBERY
	2005-11	08/19/2005	-	6	-	-	-	-	-	
	2005-12	Linked to another wiretap involving the same investigation								
	2005-13	(See Appendix Table A-1 in this year's report)								
	2005-14	(See Appendix Table A-1 in this year's report)								
	2005-15	(See Appendix Table A-1 in this year's report)								
	2005-16	(See Appendix Table A-1 in this year's report)								

¹ Motions: G = Granted, D = Denied, P = Pending.

SUPPLEMENTARY REPORT BY PROSECUTORS FOR INTERCEPTS TERMINATED IN CALENDAR YEAR 2005
AS OF DECEMBER 31, 2006 (CONTINUED)

U.S. District Court	A.O. Report Number in 2005 Report	Date of Application	Additional Activity During Calendar Year 2006							
			Cost in \$	Persons Arrested	Trials Completed	Motions to Suppress Intercepts ¹			Persons Con- victed	Offense for Which Convicted
						G	D	P		
MISSOURI, WESTERN										
	2005-3	(See Appendix Table A-1 in this year's report)								
NEBRASKA										
	2005-1	09/23/2004	-	-	2	-	1	-	4	NARCOTICS
	2005-5	(See Appendix Table A-1 in this year's report)								
	2005-6	(See Appendix Table A-1 in this year's report)								
NEVADA										
	2005-8	(See Appendix Table A-1 in this year's report)								
	2005-9	(See Appendix Table A-1 in this year's report)								
NEW JERSEY										
	2005-18	06/14/2005	-	-	2	-	-	-	2	FRAUD
	2005-27	08/05/2005	-	7	-	-	-	-	7	OTHER
	2005-36	(See Appendix Table A-1 in this year's report)								
	2005-37	(See Appendix Table A-1 in this year's report)								
	2005-38	(See Appendix Table A-1 in this year's report)								
	2005-39	(See Appendix Table A-1 in this year's report)								
	2005-40	(See Appendix Table A-1 in this year's report)								
NEW MEXICO										
	2005-1	11/22/2004	-	18	-	-	-	-	17	NARCOTICS
	2005-2	Linked to another wiretap involving the same investigation								
	2005-5	(See Appendix Table A-1 in this year's report)								
NEW YORK, EASTERN										
	2005-5	01/12/2005	-	-	-	-	-	-	12	NARCOTICS
	2005-15	04/20/2005	-	1	-	-	-	-	-	
	2005-18	05/26/2005	-	12	-	-	-	-	2	RACKETEERING
	2005-29	10/07/2005	-	-	-	-	-	-	1	MURDER
	2005-31	(See Appendix Table A-1 in this year's report)								

¹ Motions: G = Granted, D = Denied, P = Pending.

SUPPLEMENTARY REPORT BY PROSECUTORS FOR INTERCEPTS TERMINATED IN CALENDAR YEAR 2005
AS OF DECEMBER 31, 2006 (CONTINUED)

U.S. District Court	A.O. Report Number in 2005 Report	Date of Application	Additional Activity During Calendar Year 2006							
			Cost in \$	Persons Arrested	Trials Completed	Motions to Suppress Intercepts ¹			Persons Con- victed	Offense for Which Convicted
						G	D	P		
NEW YORK, NORTHERN										
	2005-7	06/10/2005	-	2	-	-	-	-	24	NARCOTICS
NEW YORK, SOUTHERN										
	2005-1	02/05/2004	-	-	2	-	1	-	33	RACKETEERING
	2005-2	03/22/2004	-	-	-	-	-	-	29	RACKETEERING
	2005-4	10/20/2004	-	-	-	-	-	-	5	FIREARMS
	2005-17	04/07/2005	-	8	-	-	-	-	5	EXTORTION
	2005-19	04/07/2005	-	8	-	-	-	-	8	GAMBLING
	2005-28	06/03/2005	-	1	-	-	-	-	9	NARCOTICS
	2005-46	10/04/2005	-	7	-	-	-	-	-	
	2005-48	(See Appendix Table A-1 in this year's report)								
	2005-49	(See Appendix Table A-1 in this year's report)								
	2005-50	(See Appendix Table A-1 in this year's report)								
	2005-51	(See Appendix Table A-1 in this year's report)								
	2005-52	(See Appendix Table A-1 in this year's report)								
	2005-53	(See Appendix Table A-1 in this year's report)								
	2005-54	(See Appendix Table A-1 in this year's report)								
	2005-55	(See Appendix Table A-1 in this year's report)								
	2005-56	(See Appendix Table A-1 in this year's report)								
	2005-57	(See Appendix Table A-1 in this year's report)								
	2005-115*	09/03/2003	-	32	-	-	-	1	1	RACKETEERING
NEW YORK, WESTERN										
	2005-1	12/22/2004	-	-	-	-	-	-	14	NARCOTICS
	2005-2	04/22/2005	-	1	-	-	-	-	13	NARCOTICS
	2005-4	Linked to another wiretap involving the same investigation								
	2005-6	06/29/2005	-	-	-	-	-	-	2	NARCOTICS
	2005-7	Linked to another wiretap involving the same investigation								

¹ Motions: G = Granted, D = Denied, P = Pending.

SUPPLEMENTARY REPORT BY PROSECUTORS FOR INTERCEPTS TERMINATED IN CALENDAR YEAR 2005
AS OF DECEMBER 31, 2006 (CONTINUED)

U.S. District Court	A.O. Report Number in 2005 Report	Date of Application	Additional Activity During Calendar Year 2006								Persons Con- victed	Offense for Which Convicted
			Cost in \$	Persons Arrested	Trials Completed	Motions to Suppress Intercepts ¹						
						G	D	P				
NORTH CAROLINA, WESTERN												
	2005-1	05/02/2005	-	15	1	-	-	-	2	NARCOTICS		
	2005-5	05/02/2005	-	15	2	-	-	-	15	NARCOTICS		
OHIO, NORTHERN												
	2005-4					Linked to another wiretap involving the same investigation						
	2005-5					Linked to another wiretap involving the same investigation						
	2005-6	04/27/2005	-	24	3	-	-	-	20	NARCOTICS		
	2005-7	(See Appendix Table A-1 in this year's report)										
	2005-8	(See Appendix Table A-1 in this year's report)										
	2005-9	(See Appendix Table A-1 in this year's report)										
	2005-10	(See Appendix Table A-1 in this year's report)										
	2005-11	(See Appendix Table A-1 in this year's report)										
	2005-12	(See Appendix Table A-1 in this year's report)										
	2005-13	(See Appendix Table A-1 in this year's report)										
	2005-14	(See Appendix Table A-1 in this year's report)										
	2005-15*	06/16/2004	-	13	-	-	-	-	16	NARCOTICS		
	2005-15	(See Appendix Table A-1 in this year's report)										
	2005-16	(See Appendix Table A-1 in this year's report)										
	2005-17	(See Appendix Table A-1 in this year's report)										
	2005-18	(See Appendix Table A-1 in this year's report)										
	2005-19*					Linked to another wiretap involving the same investigation						
OHIO, SOUTHERN												
	2005-6	(See Appendix Table A-1 in this year's report)										
OKLAHOMA, WESTERN												
	2005-1	03/14/2005	-	20	-	-	-	-	9	NARCOTICS		
	2005-3	06/03/2005	-	3	-	-	-	-	-			
	2005-4	09/14/2005	-	-	-	-	-	-	4	NARCOTICS		

¹ Motions: G = Granted, D = Denied, P = Pending.

SUPPLEMENTARY REPORT BY PROSECUTORS FOR INTERCEPTS TERMINATED IN CALENDAR YEAR 2005
AS OF DECEMBER 31, 2006 (CONTINUED)

U.S. District Court	A.O. Report Number in 2005 Report	Date of Application	Additional Activity During Calendar Year 2006								Persons Con- victed	Offense for Which Convicted
			Cost in \$	Persons Arrested	Trials Completed	Motions to Suppress Intercepts ¹						
						G	D	P				
PENNSYLVANIA, EASTERN												
	2005-9	11/10/2005	49,000	-	-	-	-	-	-			
PENNSYLVANIA, MIDDLE												
	2005-4	(See Appendix Table A-1 in this year's report)										
	2005-5	(See Appendix Table A-1 in this year's report)										
	2005-6	(See Appendix Table A-1 in this year's report)										
PENNSYLVANIA, WESTERN												
	2005-2	09/30/2005	-	9	-	-	-	-	9	NARCOTICS		
	2005-3	(See Appendix Table A-1 in this year's report)										
PUERTO RICO												
	2005-1	12/09/2004	-	11	-	-	2	-	-			
	2005-3	Linked to another wiretap involving the same investigation										
	2005-12	10/04/2005	-	21	-	-	-	-	-			
	2005-13	Linked to another wiretap involving the same investigation										
RHODE ISLAND												
	2005-2	(See Appendix Table A-1 in this year's report)										
	2005-3	(See Appendix Table A-1 in this year's report)										
SOUTH CAROLINA												
	2005-1	02/10/2005	-	27	-	-	-	-	63	NARCOTICS		
	2005-2	Linked to another wiretap involving the same investigation										
	2005-8	(See Appendix Table A-1 in this year's report)										
	2005-9	(See Appendix Table A-1 in this year's report)										
	2005-10	(See Appendix Table A-1 in this year's report)										
	2005-11	(See Appendix Table A-1 in this year's report)										

¹ Motions: G = Granted, D = Denied, P = Pending.

SUPPLEMENTARY REPORT BY PROSECUTORS FOR INTERCEPTS TERMINATED IN CALENDAR YEAR 2005
AS OF DECEMBER 31, 2006 (CONTINUED)

U.S. District Court	A.O. Report Number in 2005 Report	Date of Application	Additional Activity During Calendar Year 2006							
			Cost in \$	Persons Arrested	Trials Completed	Motions to Suppress Intercepts ¹			Persons Con- victed	Offense for Which Convicted
						G	D	P		
TENNESSEE, EASTERN										
	2005-4	(See Appendix Table A-1 in this year's report)								
	2005-5	(See Appendix Table A-1 in this year's report)								
	2005-6	(See Appendix Table A-1 in this year's report)								
	2005-7	(See Appendix Table A-1 in this year's report)								
	2005-8	(See Appendix Table A-1 in this year's report)								
	2005-9	(See Appendix Table A-1 in this year's report)								
	2005-10	(See Appendix Table A-1 in this year's report)								
	2005-11	(See Appendix Table A-1 in this year's report)								
TENNESSEE, WESTERN										
	2005-1	11/03/2004	-	-	-	-	-	-	30	NARCOTICS
	2005-2	01/11/2005	-	-	4	-	-	-	1	BRIBERY
	2005-3	05/18/2005	-	32	21	-	-	-	30	NARCOTICS
TEXAS, NORTHERN										
	2005-1	11/10/2004	-	1	1	-	-	-	20	NARCOTICS
TEXAS, SOUTHERN										
	2005-19	(See Appendix Table A-1 in this year's report)								
	2005-20	(See Appendix Table A-1 in this year's report)								
TEXAS, WESTERN										
	2005-39*	Linked to another wiretap involving the same investigation								
	2005-46*	11/01/2004	-	-	-	-	-	-	1	NARCOTICS
UTAH										
	2005-2	(See Appendix Table A-1 in this year's report)								
	2005-3	(See Appendix Table A-1 in this year's report)								
	2005-4	(See Appendix Table A-1 in this year's report)								

¹ Motions: G = Granted, D = Denied, P = Pending.

SUPPLEMENTARY REPORT BY PROSECUTORS FOR INTERCEPTS TERMINATED IN CALENDAR YEAR 2005
AS OF DECEMBER 31, 2006 (CONTINUED)

U.S. District Court	A.O. Report Number in 2005 Report	Date of Application	Additional Activity During Calendar Year 2006							
			Cost in \$	Persons Arrested	Trials Completed	Motions to Suppress Intercepts ¹			Persons Con- victed	Offense for Which Convicted
						G	D	P		
VIRGINIA, EASTERN										
	2005-5	06/08/2005	-	-	-	-	-	-	2	BRIBERY
	2005-6	06/17/2005	-	6	-	-	-	-	6	NARCOTICS
VIRGINIA, WESTERN										
	2005-1	(See Appendix Table A-1 in this year's report)								
WEST VIRGINIA, NORTHERN										
	2005-1	05/04/2005	-	3	1	-	-	-	7	NARCOTICS
WISCONSIN, EASTERN										
	2005-5	Linked to another wiretap involving the same investigation								
	2005-6	10/06/2005	-	17	-	-	-	-	11	NARCOTICS
	2005-8	(See Appendix Table A-1 in this year's report)								

¹ Motions: G = Granted, D = Denied, P = Pending.

REPORT BY JUDGES OF COURT-AUTHORIZED INTERCEPTS OF WIRE, ORAL, OR ELECTRONIC COMMUNICATIONS
PURSUANT TO 18 U.S.C. 2519

A.O. Number *	Authorizing Official		Offense Specified	Intercept		Date of Application	Authorized Length		
	Judge	Prosecutor ¹		Type ²	Location ³		Original Order (Days)	Number of Extensions	Total Length (Days)
MARICOPA									
2006-1	KEPPEL	THOMAS	MURDER	WC	D	02/26/2006	30	0	30
2006-2	KEPPEL	THOMAS	MURDER	WC	D	03/10/2006	30	0	30
2006-3	KEPPEL	THOMAS	NARCOTICS	WC	D	05/11/2006	30	3	120
2006-4	KEPPEL	THOMAS	NARCOTICS	WC,EO	D	06/02/2006	30	1	60
2006-5	KEPPEL	RECKART	MURDER	WC,OM	D,O	08/04/2006	2	0	2
2006-6	KEPPEL	THOMAS	OTHER	WC,WS	D,H	08/29/2006	30	1	60
2006-7	KEPPEL	THOMAS	NARCOTICS	WC,EO	D	09/12/2006	30	2	90
2006-8	KEPPEL	THOMAS	NARCOTICS	WC	D	10/02/2006	30	1	60
2006-9	KEPPEL	THOMAS	THEFT	WC	D	10/27/2006	30	0	30
2006-10	KEPPEL	THOMAS	NARCOTICS	WC	D	11/05/2006	30	0	30
STATE ATTORNEY GENERAL									
2006-1	HANTMAN	GODDARD	RACKETEERING	WS	H	02/03/2006	30	0	30
2006-2	KEPPEL	SIMPSON	RACKETEERING	WC,WS,OM	D,H,B	02/07/2006	30	1	60
2006-3	ISHIKAWA	ALLEMAN	NARCOTICS	WC	D	03/27/2006	30	2	85
2006-4	CRUIKSHANK	GODDARD	RACKETEERING	WC	D	05/17/2006	30	0	30
2006-5	CRUIKSHANK	GODDARD	RACKETEERING	WC	D	06/16/2006	30	0	30
2006-6	KEPPEL	RUETER	NARCOTICS	WC	D	06/30/2006	30	2	60
2006-7	ACUNA	GODDARD	RACKETEERING	WC	D	11/01/2006	30	1	60

¹ The prosecuting official authorized the filing of the application under provisions of the state's statute. (See Table 1 for this state's statutory citation.)² Type: WC = Cellular or Mobile Telephone (Wire), WS = Standard Telephone (Wire), WO = Other (Wire), OM = Microphone (Oral), OO = Other (Oral), ED = Digital Pager (Electronic), EE = Computer or E-Mail (Electronic), EF = Fax Machine (Electronic), EO = Other (Electronic).³ Location: D = Portable Device, H = Personal Residence, B = Business, A = Public Area, O = Other Location, R = Roving (Relaxed Specification Order), N = Not Specified.

* The first four digits of the A.O. number represent the year in which the wiretap was terminated. Wiretaps that were terminated prior to 2006 were not reported previously because they were part of ongoing investigations.

TABLE B-1
ARIZONA

CALENDAR YEAR 2006

REPORT BY PROSECUTORS OF COURT-AUTHORIZED INTERCEPTS OF WIRE, ORAL, OR ELECTRONIC COMMUNICATIONS
PURSUANT TO 18 U.S.C. 2519

A.O. Number *	Number Of Days in Oper- ation ⁴	Average Inter- cepts per Day	Number of ⁵			Costs		Number of						
			Persons Inter- cepted	Intercepts	Incrim- inating Intercepts	Total Cost in \$	Other Than Manpower in \$	Arrests	Trials	Motions to Suppress Intercepts ⁶			Persons Con- victed	
										G	D	P		
MARICOPA														
2006-1	6	73	17	440	100	38,651	2,200	1	-	-	-	-	-	
2006-2	9	11	7	97	6	36,834	2,200	-	-	-	-	-	-	
2006-3	69	252	10	17,382	3,134	625,144	130,000	11	-	-	-	-	3	
2006-4	55	25	45	1,402	594	158,655	27,580	-	-	-	-	-	-	
2006-5	2	2	3	3	1	13,000	5,000	2	-	-	-	-	-	
2006-6	35	158	21	5,540	1,200	151,591	14,000	13	-	-	-	-	-	
2006-7	86	127	60	10,938	6,681	226,103	53,059	9	-	-	-	-	-	
2006-8	59	237	39	13,983	2,668	238,230	11,000	39	-	-	-	-	-	
2006-9	25	117	55	2,935	224	103,500	2,200	6	-	-	-	-	-	
2006-10	30	101	38	3,029	313	18,500	2,000	-	-	-	-	-	-	
STATE ATTORNEY GENERAL														
2006-1	22	11	54	237	3	417,000	7,000	-	-	-	-	-	-	
2006-2	46	212	6	9,766	768	268,000	18,000	42	-	-	-	-	1	
2006-3	85	94	64	7,988	4,056	873,208	56,000	19	-	-	-	-	-	
2006-4	30	7	11	207	17	52,125	46,800	-	-	-	-	-	-	
2006-5	30	30	3	886	8	32,482	31,232	-	-	-	-	-	-	
2006-6	57	103	470	5,847	970	145,148	10,970	-	-	-	-	-	-	
2006-7	58	222	836	12,880	1,902	304,295	10,383	-	-	-	-	-	-	

⁴ NI indicates never installed. I indicates installed but never used. NP indicates no prosecutor's report.

⁵ NR indicates not reported or could not be determined.

⁶ Motions: G = Granted, D = Denied, P = Pending.

* The first four digits of the A.O. number represent the year in which the wiretap was terminated. Wiretaps that were terminated prior to 2006 were not reported previously because they were part of ongoing investigations.

TABLE B-1
STATE CALIFORNIA

CALENDAR YEAR 2006

**REPORT BY JUDGES OF COURT-AUTHORIZED INTERCEPTS OF WIRE, ORAL, OR ELECTRONIC COMMUNICATIONS
PURSUANT TO 18 U.S.C. 2519**

A.O. Number *	Authorizing Official		Offense Specified	Intercept		Date of Application	Authorized Length		
	Judge	Prosecutor ¹		Type ²	Location ³		Original Order (Days)	Number of Extensions	Total Length (Days)
ALAMEDA									
2006-1	ROLEFSON	ORLOFF	MURDER	WC,WS	D,H	09/18/2006	30	0	30
CONTRA COSTA									
2006-1	KENNEDY	KOCHLY	NARCOTICS	WC	D	02/22/2006	30	2	90
2006-2	ROLEFSON	KOCHLY	NARCOTICS	WC	D	04/17/2006	30	1	60
2006-3	KENNEDY	KOCHLY	NARCOTICS	WC	D	07/27/2006	30	0	30
2006-4	KENNEDY	KOCHLY	NARCOTICS	WC	D	09/06/2006	30	0	30
2006-5	ROLEFSON	KOCHLY	NARCOTICS	WC	D	10/13/2006	30	0	30
FRESNO									
2006-1	HOFF	EGAN	MURDER	WC,ED	D	12/01/2006	30	0	30
2006-2	HOFF	EGAN	MURDER	WS	H	12/13/2006	30	0	30
IMPERIAL									
2005-1	COTA	OTERO	NARCOTICS	WC	D	10/18/2004	30	3	120
2005-2	COTA	OTERO	NARCOTICS	WC	D	10/18/2004	30	3	120
2005-3	COTA	OTERO	NARCOTICS	WC	D	11/05/2004	30	4	150
2005-4	COTA	OTERO	NARCOTICS	WC	D	11/05/2004	30	2	90
2005-5	COTA	OTERO	NARCOTICS	WC	D	01/20/2005	30	1	60
2005-6	COTA	BEARD	NARCOTICS	WC	D	01/28/2005	30	0	30
2005-7	COTA	BEARD	NARCOTICS	WC	D	01/28/2005	30	0	30
2005-8	COTA	BEARD	NARCOTICS	WC	D	01/28/2005	30	1	60
2005-9	COTA	OTERO	NARCOTICS	WC	D	02/17/2005	30	2	90
2005-10	COTA	OTERO	NARCOTICS	WC	D	03/25/2005	30	2	90
2005-11	COTA	OTERO	NARCOTICS	WC	D	03/25/2005	30	2	90
2005-12	COTA	OTERO	NARCOTICS	WC	D	03/25/2005	30	0	30
2005-13	COTA	OTERO	NARCOTICS	WC	D	04/15/2005	30	0	30
2005-14	COTA	OTERO	NARCOTICS	WC	D	06/17/2005	30	0	30
2005-15	COTA	OTERO	NARCOTICS	WC	D	06/17/2005	30	0	30
2005-16	COTA	OTERO	NARCOTICS	WC	D	06/17/2005	30	0	30
2005-17	COTA	OTERO	NARCOTICS	WC	D	07/14/2005	30	0	30
2005-18	COTA	OTERO	NARCOTICS	WC	D	07/14/2005	30	0	30
2005-19	COTA	OTERO	NARCOTICS	WC	D	08/12/2005	30	0	30
2005-20	COTA	OTERO	NARCOTICS	WC	D	08/12/2005	30	1	60
2004-4	COTA	OTERO	NARCOTICS	WC	D	10/23/2003	30	2	90

¹ The prosecuting official authorized the filing of the application under provisions of the state's statute. (See Table 1 for this state's statutory citation.)

² Type: WC = Cellular or Mobile Telephone (Wire), WS = Standard Telephone (Wire), WO = Other (Wire), OM = Microphone (Oral), OO = Other (Oral), ED = Digital Pager (Electronic), EE = Computer or E-Mail (Electronic), EF = Fax Machine (Electronic), EO = Other (Electronic).

³ Location: D = Portable Device, H = Personal Residence, B = Business, A = Public Area, O = Other Location, R = Roving (Relaxed Specification Order), N = Not Specified.

* The first four digits of the A.O. number represent the year in which the wiretap was terminated. Wiretaps that were terminated prior to 2006 were not reported previously because they were part of ongoing investigations.

TABLE B-1
STATE CALIFORNIA

CALENDAR YEAR 2006

**REPORT BY PROSECUTORS OF COURT-AUTHORIZED INTERCEPTS OF WIRE, ORAL, OR ELECTRONIC COMMUNICATIONS
PURSUANT TO 18 U.S.C. 2519**

A.O. Number *	Number Of Days in Oper- ation ⁴	Average Inter- cepts per Day	Number of ⁵			Costs		Number of					
			Persons Inter- cepted	Intercepts	Incrim- inating Intercepts	Total Cost in \$	Other Than Manpower in \$	Arrests	Trials	Motions to Suppress Intercepts ⁶			Persons Con- victed
										G	D	P	
ALAMEDA													
2006-1	26	34	32	873	54	308,634	-	1	-	-	-	-	-
CONTRA COSTA													
2006-1	73	36	148	2,637	380	49,489	7,000	-	-	-	-	-	-
2006-2	59	16	215	919	368	41,967	10,100	-	-	-	-	-	-
2006-3	28	38	273	1,053	299	29,844	8,600	-	-	-	-	-	-
2006-4	30	53	137	1,596	542	14,565	3,500	-	-	-	-	-	-
2006-5	29	68	196	1,974	455	29,844	8,600	-	-	-	-	-	-
FRESNO													
2006-1	18	116	137	2,093	413	119,000	13,000	-	-	-	-	-	-
2006-2	9	18	24	159	40	RELATED TO NO. 2006-1		-	-	-	-	-	-
IMPERIAL													
2005-1	116	87	NR	10,061	1,338	RELATED TO NO. 2004-4		-	-	-	-	-	-
2005-2	116	200	NR	23,211	2,408	RELATED TO NO. 2004-4		-	-	-	-	-	-
2005-3	142	24	NR	3,445	214	RELATED TO NO. 2004-4		-	-	-	-	-	-
2005-4	84	34	NR	2,895	361	RELATED TO NO. 2004-4		-	-	-	-	-	-
2005-5	41	186	NR	7,612	671	RELATED TO NO. 2004-4		-	-	-	-	-	-
2005-6	20	2	NR	38	-	RELATED TO NO. 2004-4		-	-	-	-	-	-
2005-7	20	2	NR	38	-	RELATED TO NO. 2004-4		-	-	-	-	-	-
2005-8	58	68	NR	3,956	377	RELATED TO NO. 2004-4		-	-	-	-	-	-
2005-9	86	33	NR	2,825	156	RELATED TO NO. 2004-4		-	-	-	-	-	-
2005-10	85	123	NR	10,421	1,421	RELATED TO NO. 2004-4		-	-	-	-	-	-
2005-11	84	32	NR	2,648	2,236	RELATED TO NO. 2004-4		-	-	-	-	-	-
2005-12	29	23	NR	655	61	RELATED TO NO. 2004-4		-	-	-	-	-	-
2005-13	21	35	NR	728	12	RELATED TO NO. 2004-4		-	-	-	-	-	-
2005-14	29	1	NR	19	-	RELATED TO NO. 2004-4		-	-	-	-	-	-
2005-15	29	5	NR	142	32	RELATED TO NO. 2004-4		-	-	-	-	-	-
2005-16	29	31	NR	906	101	RELATED TO NO. 2004-4		-	-	-	-	-	-
2005-17	29	6	NR	188	26	RELATED TO NO. 2004-4		-	-	-	-	-	-
2005-18	29	137	NR	3,970	742	RELATED TO NO. 2004-4		-	-	-	-	-	-
2005-19	29	79	NR	2,290	318	RELATED TO NO. 2004-4		-	-	-	-	-	-
2005-20	57	3	NR	165	11	RELATED TO NO. 2004-4		-	-	-	-	-	-
2004-4	82	110	1,422	9,027	903	669,206	114,963	-	-	-	-	-	-

⁴ NI indicates never installed. I indicates installed but never used. NP indicates no prosecutor's report.

⁵ NR indicates not reported or could not be determined.

⁶ Motions: G = Granted, D = Denied, P = Pending.

* The first four digits of the A.O. number represent the year in which the wiretap was terminated. Wiretaps that were terminated prior to 2006 were not reported previously because they were part of ongoing investigations.

TABLE B-1
STATE CALIFORNIA

CALENDAR YEAR 2006

**REPORT BY JUDGES OF COURT-AUTHORIZED INTERCEPTS OF WIRE, ORAL, OR ELECTRONIC COMMUNICATIONS
PURSUANT TO 18 U.S.C. 2519**

A.O. Number *	Authorizing Official		Offense Specified	Intercept		Date of Application	Authorized Length		
	Judge	Prosecutor ¹		Type ²	Location ³		Original Order (Days)	Number of Extensions	Total Length (Days)
IMPERIAL (CONTINUED)									
2004-5	COTA	OTERO	NARCOTICS	WC	D	10/23/2003	30	2	90
2004-6	COTA	OTERO	NARCOTICS	WC	D	10/23/2003	30	2	90
2004-7	COTA	OTERO	NARCOTICS	WC	D	03/18/2004	30	0	30
2004-8	COTA	OTERO	NARCOTICS	WC	D	03/18/2004	30	0	30
2004-9	COTA	OTERO	NARCOTICS	WC	D	03/24/2004	30	0	30
2004-10	COTA	OTERO	NARCOTICS	WC	D	03/24/2004	30	0	30
2004-11	COTA	OTERO	NARCOTICS	WC	D	04/01/2004	30	0	30
2004-12	COTA	OTERO	NARCOTICS	WC	D	04/01/2004	30	0	30
2004-13	COTA	OTERO	NARCOTICS	WC	D	04/16/2004	30	1	60
2004-14	COTA	OTERO	NARCOTICS	WC	D	04/16/2004	30	1	60
2004-15	COTA	OTERO	NARCOTICS	WC	D	04/16/2004	30	1	60
2004-16	COTA	OTERO	NARCOTICS	WC	D	04/16/2004	30	1	60
2004-17	COTA	OTERO	NARCOTICS	WC	D	04/21/2004	30	0	30
2004-18	COTA	OTERO	NARCOTICS	WC	D	04/21/2004	30	0	30
2004-19	COTA	OTERO	NARCOTICS	WC	D	04/21/2004	30	0	30
2004-20	COTA	OTERO	NARCOTICS	WC	D	04/21/2004	30	2	90
2004-21	COTA	OTERO	NARCOTICS	WC	D	05/27/2004	30	0	30
2004-22	COTA	OTERO	NARCOTICS	WC	D	05/27/2004	30	0	30
2004-23	JONES	OTERO	NARCOTICS	WC	D	06/14/2004	30	1	60
2004-24	COTA	OTERO	NARCOTICS	WC	D	06/18/2004	30	0	30
2004-25	COTA	OTERO	NARCOTICS	WC	D	06/24/2004	30	0	30
2004-26	COTA	OTERO	NARCOTICS	WC	D	06/24/2004	30	0	30
2004-27	COTA	OTERO	NARCOTICS	WC	D	07/16/2004	30	3	120
2004-28	COTA	OTERO	NARCOTICS	WC	D	07/16/2004	30	3	120
2004-29	COTA	OTERO	NARCOTICS	WC	D	07/16/2004	30	0	30
2004-30	COTA	OTERO	NARCOTICS	WC	D	07/16/2004	30	0	30
2004-31	COTA	OTERO	NARCOTICS	WC	D	07/29/2004	30	0	30
2004-32	COTA	OTERO	NARCOTICS	WC	D	08/11/2004	30	2	90
2004-33	COTA	OTERO	NARCOTICS	WC	D	08/11/2004	30	0	30
2004-34	COTA	BEARD	NARCOTICS	WC	D	08/24/2004	30	2	90
2004-35	COTA	BEARD	NARCOTICS	WC	D	09/10/2004	30	0	30
2004-36	COTA	OTERO	NARCOTICS	WC	D	11/05/2004	30	0	30

¹ The prosecuting official authorized the filing of the application under provisions of the state's statute. (See Table 1 for this state's statutory citation.)

² Type: WC = Cellular or Mobile Telephone (Wire), WS = Standard Telephone (Wire), WO = Other (Wire), OM = Microphone (Oral), OO = Other (Oral), ED = Digital Pager (Electronic), EE = Computer or E-Mail (Electronic), EF = Fax Machine (Electronic), EO = Other (Electronic).

³ Location: D = Portable Device, H = Personal Residence, B = Business, A = Public Area, O = Other Location, R = Roving (Relaxed Specification Order), N = Not Specified.

* The first four digits of the A.O. number represent the year in which the wiretap was terminated. Wiretaps that were terminated prior to 2006 were not reported previously because they were part of ongoing investigations.

TABLE B-1
STATE CALIFORNIA

CALENDAR YEAR 2006

**REPORT BY PROSECUTORS OF COURT-AUTHORIZED INTERCEPTS OF WIRE, ORAL, OR ELECTRONIC COMMUNICATIONS
PURSUANT TO 18 U.S.C. 2519**

A.O. Number *	Number Of Days in Oper- ation ⁴	Average Inter- cepts per Day	Number of ⁵			Costs		Number of					
			Persons Inter- cepted	Intercepts	Incrim- inating Intercepts	Total Cost in \$	Other Than Manpower in \$	Arrests	Trials	Motions to Suppress Intercepts ⁶			Persons Con- victed
										G	D	P	
IMPERIAL (CONTINUED)													
2004-5	25	176	NR	4,392	780	RELATED TO NO. 2004-4	-	-	-	-	-	-	-
2004-6	29	201	NR	5,842	119	RELATED TO NO. 2004-4	-	-	-	-	-	-	-
2004-7	29	95	NR	2,742	186	RELATED TO NO. 2004-4	-	-	-	-	-	-	-
2004-8	29	12	NR	361	16	RELATED TO NO. 2004-4	-	-	-	-	-	-	-
2004-9	23	58	NR	1,341	110	RELATED TO NO. 2004-4	-	-	-	-	-	-	-
2004-10	23	169	NR	3,882	298	RELATED TO NO. 2004-4	-	-	-	-	-	-	-
2004-11	15	133	NR	1,994	151	RELATED TO NO. 2004-4	-	-	-	-	-	-	-
2004-12	15	133	NR	2,001	10	RELATED TO NO. 2004-4	-	-	-	-	-	-	-
2004-13	58	19	NR	1,114	155	RELATED TO NO. 2004-4	-	-	-	-	-	-	-
2004-14	58	126	NR	7,330	605	RELATED TO NO. 2004-4	-	-	-	-	-	-	-
2004-15	58	22	NR	1,304	206	RELATED TO NO. 2004-4	-	-	-	-	-	-	-
2004-16	58	198	NR	11,471	986	RELATED TO NO. 2004-4	-	-	-	-	-	-	-
2004-17	29	113	NR	3,288	550	RELATED TO NO. 2004-4	-	-	-	-	-	-	-
2004-18	29	65	NR	1,893	285	RELATED TO NO. 2004-4	-	-	-	-	-	-	-
2004-19	29	26	NR	753	50	RELATED TO NO. 2004-4	-	-	-	-	-	-	-
2004-20	86	30	NR	2,601	359	RELATED TO NO. 2004-4	-	-	-	-	-	-	-
2004-21	30	63	NR	1,892	276	RELATED TO NO. 2004-4	-	-	-	-	-	-	-
2004-22	30	5	NR	138	11	RELATED TO NO. 2004-4	-	-	-	-	-	-	-
2004-23	58	62	NR	3,609	570	RELATED TO NO. 2004-4	-	-	-	-	-	-	-
2004-24	28	23	NR	637	-	RELATED TO NO. 2004-4	-	-	-	-	-	-	-
2004-25	12	70	NR	838	63	RELATED TO NO. 2004-4	-	-	-	-	-	-	-
2004-26	28	7	NR	200	22	RELATED TO NO. 2004-4	-	-	-	-	-	-	-
2004-27	112	194	NR	21,694	1,954	RELATED TO NO. 2004-4	-	-	-	-	-	-	-
2004-28	114	41	NR	4,707	217	RELATED TO NO. 2004-4	-	-	-	-	-	-	-
2004-29	27	40	NR	1,088	129	RELATED TO NO. 2004-4	-	-	-	-	-	-	-
2004-30	29	21	NR	612	58	RELATED TO NO. 2004-4	-	-	-	-	-	-	-
2004-31	29	3	NR	76	2	RELATED TO NO. 2004-4	-	-	-	-	-	-	-
2004-32	86	127	NR	10,939	1,479	RELATED TO NO. 2004-4	-	-	-	-	-	-	-
2004-33	30	140	NR	4,215	340	RELATED TO NO. 2004-4	-	-	-	-	-	-	-
2004-34	86	35	NR	3,018	280	RELATED TO NO. 2004-4	-	-	-	-	-	-	-
2004-35	29	7	NR	212	50	RELATED TO NO. 2004-4	-	-	-	-	-	-	-
2004-36	13	10	NR	132	23	RELATED TO NO. 2004-4	-	-	-	-	-	-	-

⁴ NI indicates never installed. I indicates installed but never used. NP indicates no prosecutor's report.

⁵ NR indicates not reported or could not be determined.

⁶ Motions: G = Granted, D = Denied, P = Pending.

* The first four digits of the A.O. number represent the year in which the wiretap was terminated. Wiretaps that were terminated prior to 2006 were not reported previously because they were part of ongoing investigations.

TABLE B-1
STATE CALIFORNIA

CALENDAR YEAR 2006

**REPORT BY JUDGES OF COURT-AUTHORIZED INTERCEPTS OF WIRE, ORAL, OR ELECTRONIC COMMUNICATIONS
PURSUANT TO 18 U.S.C. 2519**

A.O. Number *	Authorizing Official		Offense Specified	Intercept		Date of Application	Authorized Length		
	Judge	Prosecutor ¹		Type ²	Location ³		Orig-inal Order (Days)	Num-ber of Exten-sions	Total Length (Days)
IMPERIAL (CONTINUED)									
2004-37	COTA	BEARD	NARCOTICS	WC	D	11/19/2004	30	0	30
2004-38	COTA	BEARD	NARCOTICS	WC	D	11/19/2004	30	0	30
2004-39	COTA	BEARD	NARCOTICS	WC	D	11/19/2004	30	0	30
KINGS COUNTY									
2006-1	BISSIG	CALHOUN	MURDER	WC,WS	D,H	06/25/2006	27	1	53
LOS ANGELES									
2006-1	FIDLER	COOLEY	NARCOTICS	WC	D	12/02/2005	30	0	30
2006-2	FIDLER	COOLEY	NARCOTICS	WC	D	12/13/2005	30	1	60
2006-3	FIDLER	COOLEY	NARCOTICS	WC	D	12/27/2005	30	0	30
2006-4	FIDLER	COOLEY	NARCOTICS	WC	D	01/01/2006	30	0	30
2006-5	FIDLER	COOLEY	NARCOTICS	WC	D	01/01/2006	30	0	30
2006-6	FIDLER	COOLEY	NARCOTICS	WC	D	01/13/2006	30	0	30
2006-7	FIDLER	COOLEY	NARCOTICS	WC	D	01/19/2006	30	0	30
2006-8	FIDLER	COOLEY	NARCOTICS	WC	D	01/20/2006	30	0	30
2006-9	FIDLER	COOLEY	NARCOTICS	WC	D	01/20/2006	30	0	30
2006-10	FIDLER	COOLEY	NARCOTICS	WC	D	01/23/2006	30	0	30
2006-11	FIDLER	COOLEY	NARCOTICS	WC	D	01/25/2006	30	0	30
2006-12	FIDLER	COOLEY	NARCOTICS	WC	D	01/25/2006	30	0	30
2006-13	FIDLER	COOLEY	NARCOTICS	WC	D	01/26/2006	30	0	30
2006-14	FIDLER	COOLEY	NARCOTICS	WC	D	01/26/2006	30	0	30
2006-15	FIDLER	COOLEY	NARCOTICS	WC	D	01/26/2006	30	0	30
2006-16	FIDLER	COOLEY	NARCOTICS	WC	D	01/27/2006	30	0	30
2006-17	FIDLER	COOLEY	NARCOTICS	WC	D	02/01/2006	30	0	30
2006-18	FIDLER	COOLEY	NARCOTICS	WC	D	02/02/2006	30	0	30
2006-19	FIDLER	COOLEY	NARCOTICS	WC	D	02/03/2006	30	0	30
2006-20	FIDLER	COOLEY	NARCOTICS	WC	D	02/06/2006	30	0	30
2006-21	FIDLER	COOLEY	NARCOTICS	WC	D	02/08/2006	30	0	30
2006-22	FIDLER	COOLEY	NARCOTICS	WC	D	02/09/2006	30	3	120
2006-23	FIDLER	COOLEY	NARCOTICS	WC	D	02/10/2006	30	0	30
2006-24	FIDLER	COOLEY	NARCOTICS	WC	D	02/11/2006	30	0	30
2006-25	FIDLER	COOLEY	NARCOTICS	WC	D	02/15/2006	30	1	60
2006-26	FIDLER	COOLEY	NARCOTICS	WC	D	02/15/2006	30	0	30

¹ The prosecuting official authorized the filing of the application under provisions of the state's statute. (See Table 1 for this state's statutory citation.)

² Type: WC = Cellular or Mobile Telephone (Wire), WS = Standard Telephone (Wire), WO = Other (Wire), OM = Microphone (Oral), OO = Other (Oral), ED = Digital Pager (Electronic), EE = Computer or E-Mail (Electronic), EF = Fax Machine (Electronic), EO = Other (Electronic).

³ Location: D = Portable Device, H = Personal Residence, B = Business, A = Public Area, O = Other Location, R = Roving (Relaxed Specification Order), N = Not Specified.

* The first four digits of the A.O. number represent the year in which the wiretap was terminated. Wiretaps that were terminated prior to 2006 were not reported previously because they were part of ongoing investigations.

TABLE B-1
STATE CALIFORNIA

CALENDAR YEAR 2006

**REPORT BY PROSECUTORS OF COURT-AUTHORIZED INTERCEPTS OF WIRE, ORAL, OR ELECTRONIC COMMUNICATIONS
PURSUANT TO 18 U.S.C. 2519**

A.O. Number *	Number Of Days in Oper- ation ⁴	Average Inter- cepts per Day	Number of ⁵			Costs		Number of					
			Persons Inter- cepted	Intercepts	Incrim- inating Intercepts	Total Cost in \$	Other Than Manpower in \$	Arrests	Trials	Motions to Suppress Intercepts ⁶			Persons Con- victed
										G	D	P	
IMPERIAL (CONTINUED)													
2004-37	28	35	NR	973	66	RELATED TO NO. 2004-4	-	-	-	-	-	-	-
2004-38	28	14	NR	388	13	RELATED TO NO. 2004-4	-	-	-	-	-	-	-
2004-39	28	35	NR	973	66	RELATED TO NO. 2004-4	-	-	-	-	-	-	-
KINGS COUNTY													
2006-1	53	59	255	3,144	199	59,177	4,177	-	-	-	-	-	-
LOS ANGELES													
2006-1	30	4	14	110	11	10,735	5,000	RELATED TO NO. 2006-2					
2006-2	60	11	92	679	210	31,625	3,625	8	-	-	-	-	-
2006-3	30	126	112	3,787	816	57,000	7,500	-	-	-	-	-	-
2006-4	NP	-	-	-	-	-	-	-	-	-	-	-	-
2006-5	NP	-	-	-	-	-	-	-	-	-	-	-	-
2006-6	30	29	NR	875	288	42,000	6,000	6	-	-	-	-	2
2006-7	30	-	-	-	-	3,600	1,500	-	-	-	-	-	-
2006-8	29	357	7,919	10,346	163	85,450	5,450	-	-	-	-	-	-
2006-9	30	20	60	590	243	4,000	500	-	-	-	-	-	-
2006-10	23	21	83	475	281	19,420	2,375	2	-	-	-	-	-
2006-11	30	83	99	2,496	865	36,090	2,000	-	-	-	-	-	-
2006-12	25	47	NR	1,186	598	17,000	2,000	3	-	-	-	-	3
2006-13	27	255	200	6,880	5	43,590	9,500	-	-	-	-	-	-
2006-14	30	62	16	1,853	83	40,317	4,700	-	-	-	-	-	-
2006-15	6	14	NR	83	50	7,000	2,000	5	-	-	-	-	-
2006-16	30	45	1,022	1,361	1,022	102,000	5,000	-	-	-	-	-	-
2006-17	30	53	148	1,603	47	58,865	7,400	-	-	-	-	-	-
2006-18	30	50	30	1,500	900	39,290	5,200	-	-	-	-	-	-
2006-19	30	8	12	241	109	20,760	3,000	-	-	-	-	-	-
2006-20	30	19	99	579	30	20,500	3,000	5	-	-	-	-	2
2006-21	30	8	17	239	45	20,760	3,000	-	-	-	-	-	-
2006-22	120	13	1,577	1,577	762	130,400	10,400	-	-	-	-	-	-
2006-23	NI	-	-	-	-	-	-	-	-	-	-	-	-
2006-24	21	6	NR	132	20	-	-	-	-	-	-	-	-
2006-25	60	26	390	1,554	1,033	77,628	10,500	2	-	-	-	-	-
2006-26	29	63	37	1,814	951	18,341	3,000	-	-	-	-	-	-

⁴ NI indicates never installed. I indicates installed but never used. NP indicates no prosecutor's report.

⁵ NR indicates not reported or could not be determined.

⁶ Motions: G = Granted, D = Denied, P = Pending.

* The first four digits of the A.O. number represent the year in which the wiretap was terminated. Wiretaps that were terminated prior to 2006 were not reported previously because they were part of ongoing investigations.

TABLE B-1
STATE CALIFORNIA

CALENDAR YEAR 2006

**REPORT BY JUDGES OF COURT-AUTHORIZED INTERCEPTS OF WIRE, ORAL, OR ELECTRONIC COMMUNICATIONS
PURSUANT TO 18 U.S.C. 2519**

A.O. Number *	Authorizing Official		Offense Specified	Intercept		Date of Application	Authorized Length		
	Judge	Prosecutor ¹		Type ²	Location ³		Original Order (Days)	Number of Extensions	Total Length (Days)
LOS ANGELES (CONTINUED)									
2006-27	FIDLER	COOLEY	NARCOTICS	WC	D	02/15/2006	30	0	30
2006-28	FIDLER	COOLEY	NARCOTICS	WC	D	02/15/2006	30	0	30
2006-29	FIDLER	COOLEY	NARCOTICS	WC	D	02/15/2006	30	0	30
2006-30	FIDLER	COOLEY	NARCOTICS	WC	D	02/16/2006	30	0	30
2006-31	FIDLER	COOLEY	NARCOTICS	WC	D	02/17/2006	30	0	30
2006-32	FIDLER	COOLEY	NARCOTICS	WC	D	02/23/2006	30	0	30
2006-33	FIDLER	COOLEY	NARCOTICS	WC	D	02/23/2006	30	0	30
2006-34	FIDLER	COOLEY	NARCOTICS	WC	D	02/24/2006	30	0	30
2006-35	FIDLER	COOLEY	NARCOTICS	WC	D	02/27/2006	30	0	30
2006-36	FIDLER	COOLEY	NARCOTICS	WC	D	02/28/2006	30	0	30
2006-37	FIDLER	COOLEY	NARCOTICS	WC	D	02/28/2006	30	0	30
2006-38	FIDLER	COOLEY	NARCOTICS	WC	D	03/02/2006	30	0	30
2006-39	FIDLER	COOLEY	MURDER	WC	D	03/02/2006	30	0	30
2006-40	FIDLER	COOLEY	NARCOTICS	WC	D	03/06/2006	30	1	60
2006-41	FIDLER	COOLEY	NARCOTICS	WC	D	03/07/2006	30	2	90
2006-42	FIDLER	COOLEY	NARCOTICS	WC	D	03/08/2006	30	0	30
2006-43	FIDLER	COOLEY	NARCOTICS	WC	D	03/08/2006	30	0	30
2006-44	FIDLER	COOLEY	NARCOTICS	WC	D	03/10/2006	30	0	30
2006-45	FIDLER	COOLEY	NARCOTICS	WC	D	03/14/2006	30	0	30
2006-46	FIDLER	COOLEY	NARCOTICS	WC	D	03/14/2006	30	0	30
2006-47	FIDLER	COOLEY	NARCOTICS	WC	D	03/16/2006	30	0	30
2006-48	FIDLER	COOLEY	NARCOTICS	WC	D	03/16/2006	30	0	30
2006-49	FIDLER	COOLEY	NARCOTICS	WC	D	03/16/2006	30	1	60
2006-50	FIDLER	COOLEY	NARCOTICS	WC	D	03/17/2006	30	0	30
2006-51	FIDLER	COOLEY	NARCOTICS	WC	D	03/22/2006	30	1	60
2006-52	FIDLER	COOLEY	MURDER	WC	D	03/22/2006	30	0	30
2006-53	FIDLER	COOLEY	MURDER	WC	D	03/24/2006	30	2	90
2006-54	FIDLER	COOLEY	NARCOTICS	WC	D	03/27/2006	30	0	30
2006-55	FIDLER	COOLEY	NARCOTICS	WC	D	03/28/2006	30	0	30
2006-56	FIDLER	COOLEY	MURDER	WC	D	03/28/2006	30	0	30
2006-57	FIDLER	COOLEY	NARCOTICS	WC	D	03/29/2006	30	1	60
2006-58	FIDLER	COOLEY	NARCOTICS	WC	D	03/29/2006	30	0	30

¹ The prosecuting official authorized the filing of the application under provisions of the state's statute. (See Table 1 for this state's statutory citation.)

² Type: WC = Cellular or Mobile Telephone (Wire), WS = Standard Telephone (Wire), WO = Other (Wire), OM = Microphone (Oral), OO = Other (Oral), ED = Digital Pager (Electronic), EE = Computer or E-Mail (Electronic), EF = Fax Machine (Electronic), EO = Other (Electronic).

³ Location: D = Portable Device, H = Personal Residence, B = Business, A = Public Area, O = Other Location, R = Roving (Relaxed Specification Order), N = Not Specified.

* The first four digits of the A.O. number represent the year in which the wiretap was terminated. Wiretaps that were terminated prior to 2006 were not reported previously because they were part of ongoing investigations.

TABLE B-1
STATE CALIFORNIA

CALENDAR YEAR 2006

**REPORT BY PROSECUTORS OF COURT-AUTHORIZED INTERCEPTS OF WIRE, ORAL, OR ELECTRONIC COMMUNICATIONS
PURSUANT TO 18 U.S.C. 2519**

A.O. Number *	Number Of Days in Oper- ation ⁴	Average Inter- cepts per Day	Number of ⁵			Costs		Number of					
			Persons Inter- cepted	Intercepts	Incrim- inating Intercepts	Total Cost in \$	Other Than Manpower in \$	Arrests	Trials	Motions to Suppress Intercepts ⁶			Persons Con- victed
										G	D	P	
LOS ANGELES (CONTINUED)													
2006-27	30	131	75	3,920	682	24,306	3,000	-	-	-	-	-	-
2006-28	30	4	121	121	23	27,000	2,000	-	-	-	-	-	-
2006-29	6	4	NR	21	8	6,000	3,000	4	-	-	1	-	-
2006-30	25	43	28	1,075	503	20,544	3,500	-	-	-	-	-	-
2006-31	30	18	67	547	244	33,771	5,575	RELATED TO NO. 2006-2					
2006-32	30	62	75	1,850	507	40,377	6,000	-	-	-	-	-	-
2006-33	26	18	179	458	247	39,000	4,000	4	-	-	-	-	-
2006-34	30	3	26	104	54	18,545	1,500	-	-	-	-	-	-
2006-35	30	80	128	2,385	838	38,090	4,000	-	-	-	-	-	-
2006-36	7	64	20	450	164	24,000	7,000	-	-	-	-	-	-
2006-37	30	12	NR	346	72	22,000	4,000	-	-	-	-	-	-
2006-38	30	104	10	3,132	337	20,000	3,000	-	-	-	-	-	-
2006-39	30	34	32	1,032	168	23,200	3,200	-	-	-	-	-	-
2006-40	60	11	405	676	224	43,000	3,000	-	-	-	-	-	-
2006-41	78	253	8,905	19,737	605	201,500	10,500	1	-	-	-	-	-
2006-42	30	45	50	1,356	339	23,760	6,000	-	-	-	-	-	-
2006-43	30	4	15	110	28	18,645	1,600	-	-	-	-	-	-
2006-44	30	68	220	2,027	447	58,000	7,000	12	-	-	-	-	-
2006-45	30	-	5	13	-	20,458	5,600	RELATED TO NO. 2006-2					
2006-46	30	12	22	366	93	18,275	1,575	-	-	-	-	-	-
2006-47	30	47	1,415	1,415	833	147,000	12,000	-	-	-	-	-	-
2006-48	30	261	4,550	7,838	114	RELATED TO NO. 2006-41		RELATED TO NO. 2006-41					
2006-49	60	37	45	2,226	318	60,628	8,500	-	-	-	-	-	-
2006-50	I	-	-	-	-	-	-	-	-	-	-	-	-
2006-51	60	15	29	909	198	57,928	5,800	-	-	-	-	-	-
2006-52	30	108	315	3,228	-	115,580	13,580	-	-	-	-	-	-
2006-53	90	140	43	12,607	952	52,500	7,500	6	-	-	-	-	-
2006-54	30	17	35	505	180	19,645	2,600	2	-	-	-	-	-
2006-55	30	64	191	1,929	208	54,112	11,500	-	-	-	-	-	-
2006-56	25	133	265	3,328	-	RELATED TO NO. 2006-52		-	-	-	-	-	-
2006-57	60	64	552	3,834	665	106,355	19,475	4	-	-	-	-	-
2006-58	28	49	33	1,381	521	19,528	2,500	-	-	-	-	-	-

⁴ NI indicates never installed. I indicates installed but never used. NP indicates no prosecutor's report.

⁵ NR indicates not reported or could not be determined.

⁶ Motions: G = Granted, D = Denied, P = Pending.

* The first four digits of the A.O. number represent the year in which the wiretap was terminated. Wiretaps that were terminated prior to 2006 were not reported previously because they were part of ongoing investigations.

TABLE B-1
STATE CALIFORNIA

CALENDAR YEAR 2006

**REPORT BY JUDGES OF COURT-AUTHORIZED INTERCEPTS OF WIRE, ORAL, OR ELECTRONIC COMMUNICATIONS
PURSUANT TO 18 U.S.C. 2519**

A.O. Number *	Authorizing Official		Offense Specified	Intercept		Date of Application	Authorized Length		
	Judge	Prosecutor ¹		Type ²	Location ³		Original Order (Days)	Number of Extensions	Total Length (Days)
LOS ANGELES (CONTINUED)									
2006-59	FIDLER	COOLEY	NARCOTICS	WC	D	04/02/2006	30	0	30
2006-60	FIDLER	COOLEY	NARCOTICS	WC	D	04/03/2006	30	0	30
2006-61	FIDLER	COOLEY	NARCOTICS	WC	D	04/03/2006	30	0	30
2006-62	FIDLER	COOLEY	NARCOTICS	WC	D	04/03/2006	30	0	30
2006-63	FIDLER	COOLEY	NARCOTICS	WC	D	04/04/2006	30	0	30
2006-64	FIDLER	COOLEY	NARCOTICS	WC	D	04/06/2006	30	0	30
2006-65	FIDLER	COOLEY	NARCOTICS	WC	D	04/07/2006	30	0	30
2006-66	FIDLER	COOLEY	NARCOTICS	WC	D	04/07/2006	30	0	30
2006-67	FIDLER	COOLEY	NARCOTICS	WC	D	04/10/2006	30	0	30
2006-68	FIDLER	COOLEY	NARCOTICS	WC	D	04/10/2006	30	0	30
2006-69	FIDLER	COOLEY	NARCOTICS	WC	D	04/11/2006	30	0	30
2006-70	FIDLER	COOLEY	NARCOTICS	WC	D	04/12/2006	30	0	30
2006-71	FIDLER	COOLEY	NARCOTICS	WC	D	04/12/2006	30	0	30
2006-72	FIDLER	COOLEY	NARCOTICS	WC	D	04/12/2006	30	0	30
2006-73	FIDLER	COOLEY	NARCOTICS	WC	D	04/14/2006	30	0	30
2006-74	FIDLER	COOLEY	NARCOTICS	WC	D	04/20/2006	30	0	30
2006-75	FIDLER	COOLEY	NARCOTICS	WC	D	04/20/2006	30	0	30
2006-76	FIDLER	COOLEY	NARCOTICS	WC	D	04/21/2006	30	0	30
2006-77	FIDLER	COOLEY	NARCOTICS	WC	D	04/21/2006	30	0	30
2006-78	FIDLER	COOLEY	MURDER	WC	D	04/24/2006	30	0	30
2006-79	FIDLER	COOLEY	NARCOTICS	WC	D	04/26/2006	30	0	30
2006-80	FIDLER	COOLEY	NARCOTICS	WC	D	04/26/2006	30	0	30
2006-81	FIDLER	COOLEY	NARCOTICS	WC	D	05/02/2006	30	1	60
2006-82	FIDLER	COOLEY	NARCOTICS	WC	D	05/04/2006	30	0	30
2006-83	FIDLER	COOLEY	NARCOTICS	WC	D	05/05/2006	30	1	60
2006-84	FIDLER	COOLEY	NARCOTICS	WC	D	05/05/2006	30	0	30
2006-85	FIDLER	COOLEY	MURDER	WC	D	05/05/2006	30	1	60
2006-86	FIDLER	COOLEY	NARCOTICS	WC	D	05/08/2006	30	0	30
2006-87	FIDLER	COOLEY	NARCOTICS	WC	D	05/08/2006	30	0	30
2006-88	FIDLER	COOLEY	NARCOTICS	WC	D	05/09/2006	30	0	30
2006-89	FIDLER	COOLEY	NARCOTICS	WC	D	05/09/2006	30	1	60
2006-90	FIDLER	COOLEY	NARCOTICS	WC,WS	D,H	05/10/2006	30	0	30

¹ The prosecuting official authorized the filing of the application under provisions of the state's statute. (See Table 1 for this state's statutory citation.)

² Type: WC = Cellular or Mobile Telephone (Wire), WS = Standard Telephone (Wire), WO = Other (Wire), OM = Microphone (Oral), OO = Other (Oral), ED = Digital Pager (Electronic), EE = Computer or E-Mail (Electronic), EF = Fax Machine (Electronic), EO = Other (Electronic).

³ Location: D = Portable Device, H = Personal Residence, B = Business, A = Public Area, O = Other Location, R = Roving (Relaxed Specification Order), N = Not Specified.

* The first four digits of the A.O. number represent the year in which the wiretap was terminated. Wiretaps that were terminated prior to 2006 were not reported previously because they were part of ongoing investigations.

TABLE B-1
STATE CALIFORNIA

CALENDAR YEAR 2006

**REPORT BY PROSECUTORS OF COURT-AUTHORIZED INTERCEPTS OF WIRE, ORAL, OR ELECTRONIC COMMUNICATIONS
PURSUANT TO 18 U.S.C. 2519**

A.O. Number *	Number Of Days in Oper- ation ⁴	Average Inter- cepts per Day	Number of ⁵			Costs		Number of					
			Persons Inter- cepted	Intercepts	Incrim- inating Intercepts	Total Cost in \$	Other Than Manpower in \$	Arrests	Trials	Motions to Suppress Intercepts ⁶			Persons Con- victed
										G	D	P	
LOS ANGELES (CONTINUED)													
2006-59	I	-	-	-	-	-	-	-	-	-	-	-	-
2006-60	29	15	241	437	70	20,545	3,500	-	-	-	-	-	-
2006-61	I	-	-	-	-	-	-	-	-	-	-	-	-
2006-62	30	31	80	943	320	60,135	9,000	-	-	-	-	-	-
2006-63	30	-	NR	1	-	20,000	3,000	-	-	-	-	-	-
2006-64	30	80	NR	2,403	429	38,000	3,000	3	-	-	-	-	-
2006-65	28	-	1	1	-	1,250	1,250	-	-	-	-	-	-
2006-66	11	-	-	-	-	15,000	9,000	-	-	-	-	-	-
2006-67	26	101	28	2,630	39	18,295	1,250	-	-	-	-	-	-
2006-68	30	290	24	8,706	365	22,045	4,000	-	-	-	-	-	-
2006-69	20	1	1	14	-	10,100	100	-	-	-	-	-	-
2006-70	30	9	19	267	84	37,090	3,000	-	-	-	-	-	-
2006-71	20	59	50	1,181	298	24,000	7,000	3	-	-	-	-	-
2006-72	9	6	10	50	3	-	-	-	-	-	-	-	-
2006-73	30	78	75	2,343	752	37,090	3,000	-	-	-	-	-	-
2006-74	30	-	-	-	-	19,976	2,600	-	-	-	-	-	-
2006-75	28	5	NR	141	58	20,000	2,000	3	-	-	-	-	3
2006-76	30	-	-	-	-	19,976	2,600	-	-	-	-	-	-
2006-77	30	1	6	43	-	-	-	-	-	-	-	-	-
2006-78	30	66	27	1,976	18	41,000	5,000	-	-	-	-	-	-
2006-79	29	20	29	593	346	23,040	2,095	-	-	-	-	-	-
2006-80	22	10	NR	213	102	14,000	2,000	RELATED TO NO. 2006-75					
2006-81	60	30	1,791	1,791	862	156,600	11,600	-	-	-	-	-	-
2006-82	30	58	104	1,737	687	39,550	2,300	3	-	-	-	-	-
2006-83	59	69	152	4,059	654	98,224	13,000	-	-	-	-	-	-
2006-84	30	15	51	462	203	20,045	3,000	-	-	-	-	-	-
2006-85	60	78	434	4,697	429	756,000	84,000	6	-	-	-	-	-
2006-86	12	4	16	46	1	8,800	800	-	-	-	-	-	-
2006-87	30	40	74	1,188	823	18,250	1,250	-	-	-	-	-	-
2006-88	30	11	29	334	242	18,250	1,250	-	-	-	-	-	-
2006-89	60	9	8	544	101	37,040	2,950	-	-	-	-	-	-
2006-90	30	135	299	4,045	417	38,000	4,000	-	-	-	-	-	-

⁴ NI indicates never installed. I indicates installed but never used. NP indicates no prosecutor's report.

⁵ NR indicates not reported or could not be determined.

⁶ Motions: G = Granted, D = Denied, P = Pending.

* The first four digits of the A.O. number represent the year in which the wiretap was terminated. Wiretaps that were terminated prior to 2006 were not reported previously because they were part of ongoing investigations.

TABLE B-1
STATE CALIFORNIA

CALENDAR YEAR 2006

**REPORT BY JUDGES OF COURT-AUTHORIZED INTERCEPTS OF WIRE, ORAL, OR ELECTRONIC COMMUNICATIONS
PURSUANT TO 18 U.S.C. 2519**

A.O. Number *	Authorizing Official		Offense Specified	Intercept		Date of Application	Authorized Length		
	Judge	Prosecutor ¹		Type ²	Location ³		Original Order (Days)	Number of Extensions	Total Length (Days)
LOS ANGELES (CONTINUED)									
2006-91	FIDLER	COOLEY	NARCOTICS	WC	D	05/10/2006	30	0	30
2006-92	FIDLER	COOLEY	NARCOTICS	WC	D	05/11/2006	30	0	30
2006-93	FIDLER	COOLEY	NARCOTICS	WC	D	05/11/2006	30	3	120
2006-94	FIDLER	COOLEY	NARCOTICS	WC	D	05/12/2006	30	1	60
2006-95	FIDLER	COOLEY	MURDER	WC	D	05/12/2006	30	0	30
2006-96	FIDLER	COOLEY	NARCOTICS	WC	D	05/14/2006	30	0	30
2006-97	FIDLER	COOLEY	NARCOTICS	WC	D	05/16/2006	30	0	30
2006-98	FIDLER	COOLEY	NARCOTICS	WC	D	05/17/2006	30	0	30
2006-99	FIDLER	COOLEY	NARCOTICS	WC	D	05/19/2006	30	0	30
2006-100	FIDLER	COOLEY	NARCOTICS	WC	D	05/19/2006	30	1	60
2006-101	FIDLER	COOLEY	NARCOTICS	WC	D	05/24/2006	30	0	30
2006-102	FIDLER	COOLEY	NARCOTICS	WC	D	05/24/2006	30	0	30
2006-103	FIDLER	COOLEY	NARCOTICS	WC	D	05/24/2006	30	0	30
2006-104	FIDLER	COOLEY	NARCOTICS	WC	D	05/24/2006	30	0	30
2006-105	FIDLER	COOLEY	NARCOTICS	WC	D	06/01/2006	30	0	30
2006-106	FIDLER	COOLEY	MURDER	WC	D	06/02/2006	30	0	30
2006-107	FIDLER	COOLEY	NARCOTICS	WC	D	06/02/2006	30	0	30
2006-108	FIDLER	COOLEY	NARCOTICS	WC	D	06/05/2006	30	0	30
2006-109	FIDLER	COOLEY	NARCOTICS	WC	D	06/07/2006	30	0	30
2006-110	FIDLER	COOLEY	NARCOTICS	WC	D	06/07/2006	30	1	60
2006-111	FIDLER	COOLEY	NARCOTICS	WC	D	06/07/2006	30	0	30
2006-112	FIDLER	COOLEY	NARCOTICS	WC	D	06/07/2006	30	0	30
2006-113	FIDLER	COOLEY	NARCOTICS	WC	D	06/08/2006	30	1	60
2006-114	FIDLER	COOLEY	NARCOTICS	WC	D	06/08/2006	30	0	30
2006-115	FIDLER	COOLEY	MURDER	WC	D	06/08/2006	30	0	30
2006-116	FIDLER	COOLEY	NARCOTICS	WC	D	06/12/2006	30	1	60
2006-117	FIDLER	COOLEY	NARCOTICS	WC	D	06/13/2006	30	0	30
2006-118	FIDLER	COOLEY	KIDNAPPING	WC	D	06/14/2006	30	0	30
2006-119	FIDLER	COOLEY	NARCOTICS	WC	D	06/14/2006	30	0	30
2006-120	FIDLER	COOLEY	NARCOTICS	WC	D	06/16/2006	30	0	30
2006-121	FIDLER	COOLEY	NARCOTICS	WC	D	06/20/2006	30	0	30
2006-122	FIDLER	COOLEY	NARCOTICS	WC	D	06/21/2006	30	0	30

¹ The prosecuting official authorized the filing of the application under provisions of the state's statute. (See Table 1 for this state's statutory citation.)

² Type: WC = Cellular or Mobile Telephone (Wire), WS = Standard Telephone (Wire), WO = Other (Wire), OM = Microphone (Oral), OO = Other (Oral), ED = Digital Pager (Electronic), EE = Computer or E-Mail (Electronic), EF = Fax Machine (Electronic), EO = Other (Electronic).

³ Location: D = Portable Device, H = Personal Residence, B = Business, A = Public Area, O = Other Location, R = Roving (Relaxed Specification Order), N = Not Specified.

* The first four digits of the A.O. number represent the year in which the wiretap was terminated. Wiretaps that were terminated prior to 2006 were not reported previously because they were part of ongoing investigations.

TABLE B-1
STATE CALIFORNIA

CALENDAR YEAR 2006

**REPORT BY PROSECUTORS OF COURT-AUTHORIZED INTERCEPTS OF WIRE, ORAL, OR ELECTRONIC COMMUNICATIONS
PURSUANT TO 18 U.S.C. 2519**

A.O. Number *	Number Of Days in Oper- ation ⁴	Average Inter- cepts per Day	Number of ⁵			Costs		Number of					
			Persons Inter- cepted	Intercepts	Incrim- inating Intercepts	Total Cost in \$	Other Than Manpower in \$	Arrests	Trials	Motions to Suppress Intercepts ⁶			Persons Con- victed
										G	D	P	
LOS ANGELES (CONTINUED)													
2006-91	30	133	125	4,001	407	21,790	1,250	-	-	-	-	-	-
2006-92	30	14	50	406	217	18,250	1,250	-	-	-	-	-	-
2006-93	120	41	113	4,897	2,050	RELATED TO NO. 2006-124		RELATED TO NO. 2006-124					
2006-94	43	2	7	98	68	25,500	500	-	-	-	-	-	-
2006-95	30	117	41	3,498	136	23,000	3,000	5	-	-	-	-	-
2006-96	30	12	16	362	209	25,500	3,000	-	-	-	-	-	-
2006-97	3	11	NR	32	15	6,000	3,000	RELATED TO NO. 2006-75					
2006-98	29	28	83	825	433	18,250	1,250	-	-	-	-	-	-
2006-99	30	32	75	958	287	32,250	2,250	2	-	-	-	-	-
2006-100	60	37	45	2,226	318	60,628	8,500	-	-	-	-	-	-
2006-101	30	37	28	1,120	407	42,375	2,375	-	-	-	-	-	-
2006-102	30	47	104	1,416	119	14,000	5,000	-	-	-	-	-	-
2006-103	14	104	225	1,449	989	18,250	1,250	3	-	-	-	-	-
2006-104	30	37	56	1,096	107	18,250	1,250	-	-	-	-	-	-
2006-105	30	28	NR	829	395	22,000	4,000	2	-	-	-	-	-
2006-106	30	65	26	1,959	79	67,400	7,400	1	-	-	-	-	-
2006-107	30	7	65	221	92	19,604	2,500	2	-	-	-	-	-
2006-108	30	23	15	690	201	14,000	5,000	-	-	-	-	-	-
2006-109	30	42	8	1,250	168	19,420	2,375	-	-	-	-	-	-
2006-110	60	66	185	3,940	670	72,780	7,500	-	-	-	-	-	-
2006-111	13	-	1	3	-	11,000	2,000	-	-	-	-	-	-
2006-112	13	-	-	2	-	RELATED TO NO. 2006-111		-	-	-	-	-	-
2006-113	54	15	148	826	181	38,940	4,850	-	-	-	-	-	-
2006-114	28	80	159	2,253	53	20,545	3,500	4	-	-	-	-	-
2006-115	27	7	11	194	22	RELATED TO NO. 2006-106		RELATED TO NO. 2006-106					
2006-116	60	14	24	870	335	38,720	3,200	-	-	-	-	-	-
2006-117	14	-	1	1	1	2,200	2,000	-	-	-	-	-	-
2006-118	5	215	25	1,076	51	54,392	11,400	2	-	-	-	-	-
2006-119	30	15	29	451	197	11,100	1,500	-	-	-	-	-	-
2006-120	28	30	40	842	337	39,465	5,375	-	-	-	-	-	-
2006-121	30	5	24	141	17	46,200	700	-	-	-	-	-	-
2006-122	29	353	414	10,251	220	114,920	10,583	-	-	-	-	-	-

⁴ NI indicates never installed. I indicates installed but never used. NP indicates no prosecutor's report.

⁵ NR indicates not reported or could not be determined.

⁶ Motions: G = Granted, D = Denied, P = Pending.

* The first four digits of the A.O. number represent the year in which the wiretap was terminated. Wiretaps that were terminated prior to 2006 were not reported previously because they were part of ongoing investigations.

TABLE B-1
STATE CALIFORNIA

CALENDAR YEAR 2006

**REPORT BY JUDGES OF COURT-AUTHORIZED INTERCEPTS OF WIRE, ORAL, OR ELECTRONIC COMMUNICATIONS
PURSUANT TO 18 U.S.C. 2519**

A.O. Number *	Authorizing Official		Offense Specified	Intercept		Date of Application	Authorized Length		
	Judge	Prosecutor ¹		Type ²	Location ³		Original Order (Days)	Number of Extensions	Total Length (Days)
LOS ANGELES (CONTINUED)									
2006-123	FIDLER	COOLEY	NARCOTICS	WC	D	06/21/2006	30	0	30
2006-124	FIDLER	COOLEY	NARCOTICS	WC	D	06/22/2006	30	3	120
2006-125	FIDLER	COOLEY	NARCOTICS	WC	D	06/23/2006	30	0	30
2006-126	FIDLER	COOLEY	NARCOTICS	WC	D	06/26/2006	30	0	30
2006-127	FIDLER	COOLEY	NARCOTICS	WC	D	06/26/2006	30	0	30
2006-128	FIDLER	COOLEY	NARCOTICS	WC	D	06/26/2006	30	0	30
2006-129	FIDLER	COOLEY	NARCOTICS	WC	D	06/28/2006	30	0	30
2006-130	FIDLER	COOLEY	MURDER	WC,WS	D,H	06/28/2006	30	1	60
2006-131	FIDLER	COOLEY	NARCOTICS	WC	D	06/29/2006	30	0	30
2006-132	FIDLER	COOLEY	NARCOTICS	WC	D	07/05/2006	30	0	30
2006-133	FIDLER	COOLEY	NARCOTICS	WC	D	07/05/2006	30	1	60
2006-134	FIDLER	COOLEY	NARCOTICS	WC	D	07/05/2006	30	0	30
2006-135	FIDLER	COOLEY	MURDER	WC	D	07/06/2006	30	0	30
2006-136	FIDLER	COOLEY	NARCOTICS	WC	D	07/07/2006	30	0	30
2006-137	FIDLER	COOLEY	NARCOTICS	WC	D	07/07/2006	30	0	30
2006-138	FIDLER	COOLEY	NARCOTICS	WC	D	07/07/2006	30	1	60
2006-139	FIDLER	COOLEY	NARCOTICS	WC	D	07/07/2006	30	0	30
2006-140	FIDLER	COOLEY	NARCOTICS	WC	D	07/14/2006	30	0	30
2006-141	FIDLER	COOLEY	NARCOTICS	WC	D	07/18/2006	30	0	30
2006-142	FIDLER	COOLEY	NARCOTICS	WC	D	07/20/2006	30	1	60
2006-143	FIDLER	COOLEY	MURDER	WC	D	07/21/2006	30	1	60
2006-144	FIDLER	COOLEY	NARCOTICS	WC	D	07/21/2006	30	0	30
2006-145	FIDLER	COOLEY	NARCOTICS	WC	D	07/24/2006	30	0	30
2006-146	FIDLER	COOLEY	NARCOTICS	WC	D	07/25/2006	30	0	30
2006-147	FIDLER	COOLEY	NARCOTICS	WC	D	07/25/2006	30	1	60
2006-148	FIDLER	COOLEY	NARCOTICS	WC	D	07/26/2006	30	0	30
2006-149	FIDLER	COOLEY	NARCOTICS	WC	D	07/26/2006	30	0	30
2006-150	FIDLER	COOLEY	NARCOTICS	WC	D	07/31/2006	30	0	30
2006-151	FIDLER	COOLEY	NARCOTICS	WC	D	07/31/2006	30	0	30
2006-152	FIDLER	COOLEY	NARCOTICS	WC	D	08/01/2006	30	0	30
2006-153	FIDLER	COOLEY	NARCOTICS	WC	D	08/02/2006	30	1	60
2006-154	FIDLER	COOLEY	NARCOTICS	WC	D	08/02/2006	30	0	30

¹ The prosecuting official authorized the filing of the application under provisions of the state's statute. (See Table 1 for this state's statutory citation.)

² Type: WC = Cellular or Mobile Telephone (Wire), WS = Standard Telephone (Wire), WO = Other (Wire), OM = Microphone (Oral), OO = Other (Oral), ED = Digital Pager (Electronic), EE = Computer or E-Mail (Electronic), EF = Fax Machine (Electronic), EO = Other (Electronic).

³ Location: D = Portable Device, H = Personal Residence, B = Business, A = Public Area, O = Other Location, R = Roving (Relaxed Specification Order), N = Not Specified.

* The first four digits of the A.O. number represent the year in which the wiretap was terminated. Wiretaps that were terminated prior to 2006 were not reported previously because they were part of ongoing investigations.

TABLE B-1
STATE CALIFORNIA

CALENDAR YEAR 2006

**REPORT BY PROSECUTORS OF COURT-AUTHORIZED INTERCEPTS OF WIRE, ORAL, OR ELECTRONIC COMMUNICATIONS
PURSUANT TO 18 U.S.C. 2519**

A.O. Number *	Number Of Days in Oper- ation ⁴	Average Inter- cepts per Day	Number of ⁵			Costs		Number of					
			Persons Inter- cepted	Intercepts	Incrim- inating Intercepts	Total Cost in \$	Other Than Manpower in \$	Arrests	Trials	Motions to Suppress Intercepts ⁶			Persons Con- victed
										G	D	P	
LOS ANGELES (CONTINUED)													
2006-123	30	94	117	2,822	672	64,500	4,500	1	-	-	-	-	-
2006-124	120	9	63	1,111	641	207,050	19,100	9	-	-	-	-	-
2006-125	20	79	182	1,577	169	40,000	10,000	-	-	-	-	-	-
2006-126	NI	-	-	-	-	-	-	-	-	-	-	-	-
2006-127	15	-	1	3	NR	9,000	1,000	2	-	-	-	-	-
2006-128	30	4	NR	109	80	22,000	4,000	-	-	-	-	-	-
2006-129	30	30	20	885	126	20,045	3,000	-	-	-	-	-	-
2006-130	60	110	264	6,601	529	RELATED TO NO. 2006-85		4	-	-	-	-	-
2006-131	30	44	109	1,310	309	38,000	3,000	4	-	-	-	-	-
2006-132	30	57	36	1,722	339	1,775	1,775	-	-	-	-	-	-
2006-133	60	21	1,233	1,233	362	12,800	5,200	-	-	-	-	-	-
2006-134	30	8	77	228	156	19,604	2,500	2	-	-	-	-	-
2006-135	15	683	414	10,251	220	114,920	10,583	-	-	-	-	-	-
2006-136	30	28	31	829	174	34,141	5,000	-	-	-	-	-	-
2006-137	30	45	45	1,339	608	5,850	2,925	-	-	-	-	-	-
2006-138	60	57	1,082	3,441	262	38,500	3,500	-	-	-	-	-	-
2006-139	30	30	10	897	90	20,000	3,000	2	-	-	-	-	-
2006-140	30	168	32	5,051	1,407	49,200	1,400	-	-	-	-	-	-
2006-141	7	35	11	243	10	22,000	5,000	-	-	-	-	-	-
2006-142	57	6	NR	368	93	40,000	5,000	3	-	-	-	-	-
2006-143	60	97	42	5,808	387	620,000	10,000	6	-	-	-	-	-
2006-144	30	33	61	1,001	225	67,900	7,900	1	-	-	-	-	-
2006-145	22	-	-	-	-	-	-	-	-	-	-	-	-
2006-146	12	1	NR	11	-	2,600	2,600	-	-	-	-	-	-
2006-147	60	175	20	10,472	739	20,000	3,000	2	-	-	-	-	-
2006-148	30	174	153	5,222	142	40,000	5,000	6	-	-	-	-	-
2006-149	29	5	2	135	1	22,000	2,000	6	-	-	-	-	-
2006-150	6	10	6	58	2	29,000	500	-	-	-	-	-	-
2006-151	30	12	15	354	51	23,700	4,500	2	-	-	-	-	-
2006-152	24	19	6	448	1	20,000	3,000	2	-	-	-	-	-
2006-153	58	2	12	96	75	71,880	3,700	-	-	-	-	-	-
2006-154	30	63	35	1,900	448	20,600	2,600	3	-	-	-	-	-

⁴ NI indicates never installed. I indicates installed but never used. NP indicates no prosecutor's report.

⁵ NR indicates not reported or could not be determined.

⁶ Motions: G = Granted, D = Denied, P = Pending.

* The first four digits of the A.O. number represent the year in which the wiretap was terminated. Wiretaps that were terminated prior to 2006 were not reported previously because they were part of ongoing investigations.

TABLE B-1
STATE CALIFORNIA

CALENDAR YEAR 2006

**REPORT BY JUDGES OF COURT-AUTHORIZED INTERCEPTS OF WIRE, ORAL, OR ELECTRONIC COMMUNICATIONS
PURSUANT TO 18 U.S.C. 2519**

A.O. Number *	Authorizing Official		Offense Specified	Intercept		Date of Application	Authorized Length		
	Judge	Prosecutor ¹		Type ²	Location ³		Original Order (Days)	Number of Extensions	Total Length (Days)
LOS ANGELES (CONTINUED)									
2006-155	FIDLER	COOLEY	NARCOTICS	WC	D	08/03/2006	30	0	30
2006-156	FIDLER	COOLEY	NARCOTICS	WC	D	08/03/2006	30	1	60
2006-157	FIDLER	COOLEY	NARCOTICS	WC	D	08/04/2006	30	1	60
2006-158	FIDLER	COOLEY	NARCOTICS	WC	D	08/06/2006	30	1	60
2006-159	FIDLER	COOLEY	NARCOTICS	WC	D	08/09/2006	30	0	30
2006-160	FIDLER	COOLEY	NARCOTICS	WC	D	08/09/2006	30	0	30
2006-161	FIDLER	COOLEY	NARCOTICS	WC	D	08/10/2006	30	1	60
2006-162	FIDLER	COOLEY	NARCOTICS	WC	D	08/10/2006	30	0	30
2006-163	FIDLER	COOLEY	NARCOTICS	WC	D	08/11/2006	30	0	30
2006-164	FIDLER	COOLEY	NARCOTICS	WC	D	08/11/2006	30	0	30
2006-165	FIDLER	COOLEY	NARCOTICS	WC	D	08/11/2006	30	0	30
2006-166	FIDLER	COOLEY	NARCOTICS	WC	D	08/16/2006	30	0	30
2006-167	FIDLER	COOLEY	NARCOTICS	WC	D	08/17/2006	30	0	30
2006-168	FIDLER	COOLEY	NARCOTICS	WC	D	08/17/2006	30	0	30
2006-169	FIDLER	COOLEY	NARCOTICS	WC	D	08/21/2006	30	0	30
2006-170	FIDLER	COOLEY	NARCOTICS	WC	D	08/21/2006	30	0	30
2006-171	FIDLER	COOLEY	NARCOTICS	WC	D	08/22/2006	30	0	30
2006-172	FIDLER	COOLEY	NARCOTICS	WC	D	08/24/2006	30	0	30
2006-173	FIDLER	COOLEY	NARCOTICS	WC	D	08/25/2006	30	0	30
2006-174	FIDLER	COOLEY	NARCOTICS	WC	D	08/28/2006	30	0	30
2006-175	FIDLER	COOLEY	NARCOTICS	WC	D	09/01/2006	30	0	30
2006-176	FIDLER	COOLEY	NARCOTICS	WC	D	09/05/2006	30	0	30
2006-177	FIDLER	COOLEY	NARCOTICS	WC	D	09/06/2006	30	0	30
2006-178	FIDLER	COOLEY	NARCOTICS	WC	D	09/06/2006	30	0	30
2006-179	FIDLER	COOLEY	NARCOTICS	WC	D	09/06/2006	30	0	30
2006-180	FIDLER	COOLEY	NARCOTICS	WC	D	09/06/2006	30	0	30
2006-181	FIDLER	COOLEY	NARCOTICS	WC	D	09/07/2006	30	0	30
2006-182	FIDLER	COOLEY	NARCOTICS	WC	D	09/08/2006	30	0	30
2006-183	FIDLER	COOLEY	NARCOTICS	WC	D	09/08/2006	30	1	60
2006-184	FIDLER	COOLEY	NARCOTICS	WC	D	09/11/2006	30	0	30
2006-185	FIDLER	COOLEY	NARCOTICS	WC	D	09/11/2006	30	0	30
2006-186	FIDLER	COOLEY	NARCOTICS	WC	D	09/13/2006	30	0	30

¹ The prosecuting official authorized the filing of the application under provisions of the state's statute. (See Table 1 for this state's statutory citation.)

² Type: WC = Cellular or Mobile Telephone (Wire), WS = Standard Telephone (Wire), WO = Other (Wire), OM = Microphone (Oral), OO = Other (Oral), ED = Digital Pager (Electronic), EE = Computer or E-Mail (Electronic), EF = Fax Machine (Electronic), EO = Other (Electronic).

³ Location: D = Portable Device, H = Personal Residence, B = Business, A = Public Area, O = Other Location, R = Roving (Relaxed Specification Order), N = Not Specified.

* The first four digits of the A.O. number represent the year in which the wiretap was terminated. Wiretaps that were terminated prior to 2006 were not reported previously because they were part of ongoing investigations.

TABLE B-1
STATE CALIFORNIA

CALENDAR YEAR 2006

**REPORT BY PROSECUTORS OF COURT-AUTHORIZED INTERCEPTS OF WIRE, ORAL, OR ELECTRONIC COMMUNICATIONS
PURSUANT TO 18 U.S.C. 2519**

A.O. Number *	Number Of Days in Oper- ation ⁴	Average Inter- cepts per Day	Number of ⁵			Costs		Number of					
			Persons Inter- cepted	Intercepts	Incrim- inating Intercepts	Total Cost in \$	Other Than Manpower in \$	Arrests	Trials	Motions to Suppress Intercepts ⁶			Persons Con- victed
										G	D	P	
LOS ANGELES (CONTINUED)													
2006-155	30	37	15	1,116	448	19,500	2,500	3	-	-	-	-	-
2006-156	60	18	1,077	1,077	522	134,300	9,300	-	-	-	-	-	-
2006-157	30	77	185	2,324	193	42,640	10,000	-	-	-	-	-	-
2006-158	60	2	129	129	26	69,000	4,000	-	-	-	-	-	-
2006-159	28	18	6	491	124	37,590	3,500	-	-	-	-	-	-
2006-160	30	33	21	998	257	17,760	-	-	-	-	-	-	-
2006-161	49	177	7,266	8,684	750	248,550	8,550	4	-	-	-	-	-
2006-162	30	100	34	2,995	1,168	19,604	2,500	-	-	-	-	-	-
2006-163	30	8	189	225	38	48,200	700	-	-	-	-	-	-
2006-164	30	37	NR	1,116	196	20,000	2,000	-	-	-	-	-	-
2006-165	30	3	16	98	18	68,800	31,000	-	-	-	-	-	-
2006-166	30	-	4	5	5	110,000	10,000	-	-	-	-	-	-
2006-167	29	11	NR	329	104	20,000	2,000	4	-	-	-	-	-
2006-168	I	-	-	-	-	-	-	-	-	-	-	-	-
2006-169	30	15	24	453	108	18,065	1,500	1	-	-	-	-	-
2006-170	30	2	4	75	5	22,245	5,200	-	-	-	-	-	-
2006-171	30	65	27	1,942	214	20,000	3,000	2	-	-	-	-	-
2006-172	30	53	65	1,588	512	63,600	3,600	2	-	-	-	-	-
2006-173	NI	-	-	-	-	-	-	-	-	-	-	-	-
2006-174	30	77	-	2,317	1,367	38,300	3,300	4	-	-	-	-	-
2006-175	30	1	30	40	-	48,125	625	-	-	-	-	-	-
2006-176	30	14	12	409	60	19,920	1,420	-	-	-	-	-	-
2006-177	30	197	140	5,903	696	18,445	1,400	-	-	-	-	-	-
2006-178	30	18	NR	537	139	20,000	2,000	-	-	-	-	-	-
2006-179	30	5	NR	159	36	22,000	4,000	-	-	-	-	-	-
2006-180	25	16	296	405	30	-	-	4	-	-	-	-	-
2006-181	30	22	667	667	201	75,200	5,200	-	-	-	-	-	-
2006-182	30	49	20	1,468	101	40,000	3,000	-	-	-	-	-	-
2006-183	57	17	40	981	72	36,944	3,200	-	-	-	-	-	-
2006-184	30	71	168	2,142	356	47,365	11,250	1	-	-	-	-	-
2006-185	23	9	30	200	70	16,488	2,500	-	-	-	-	-	-
2006-186	19	52	13	989	52	19,500	1,500	-	-	-	-	-	-

⁴ NI indicates never installed. I indicates installed but never used. NP indicates no prosecutor's report.

⁵ NR indicates not reported or could not be determined.

⁶ Motions: G = Granted, D = Denied, P = Pending.

* The first four digits of the A.O. number represent the year in which the wiretap was terminated. Wiretaps that were terminated prior to 2006 were not reported previously because they were part of ongoing investigations.

TABLE B-1
STATE CALIFORNIA

CALENDAR YEAR 2006

**REPORT BY JUDGES OF COURT-AUTHORIZED INTERCEPTS OF WIRE, ORAL, OR ELECTRONIC COMMUNICATIONS
PURSUANT TO 18 U.S.C. 2519**

A.O. Number *	Authorizing Official		Offense Specified	Intercept		Date of Application	Authorized Length		
	Judge	Prosecutor ¹		Type ²	Location ³		Original Order (Days)	Number of Extensions	Total Length (Days)
LOS ANGELES (CONTINUED)									
2006-187	FIDLER	COOLEY	NARCOTICS	WC	D	09/15/2006	30	0	30
2006-188	FIDLER	COOLEY	NARCOTICS	WC	D	09/19/2006	30	0	30
2006-189	FIDLER	COOLEY	NARCOTICS	WC	D	09/22/2006	30	0	30
2006-190	FIDLER	COOLEY	NARCOTICS	WC	D	09/22/2006	30	0	30
2006-191	FIDLER	COOLEY	NARCOTICS	WC	D	09/22/2006	30	0	30
2006-192	FIDLER	COOLEY	NARCOTICS	WC	D	09/22/2006	30	0	30
2006-193	FIDLER	COOLEY	NARCOTICS	WC	D	09/26/2006	30	1	60
2006-194	FIDLER	COOLEY	NARCOTICS	WC	D	09/26/2006	30	1	60
2006-195	FIDLER	COOLEY	NARCOTICS	WC	D	09/27/2006	30	1	60
2006-196	FIDLER	COOLEY	NARCOTICS	WC	D	09/27/2006	30	0	30
2006-197	FIDLER	COOLEY	NARCOTICS	WC	D	09/27/2006	30	0	30
2006-198	FIDLER	COOLEY	NARCOTICS	WC	D	09/29/2006	30	0	30
2006-199	FIDLER	COOLEY	NARCOTICS	WC	D	10/03/2006	30	0	30
2006-200	FIDLER	COOLEY	NARCOTICS	WC	D	10/05/2006	30	1	55
2006-201	FIDLER	COOLEY	NARCOTICS	WC	D	10/05/2006	30	0	30
2006-202	FIDLER	COOLEY	NARCOTICS	WC	D	10/05/2006	30	0	30
2006-203	FIDLER	COOLEY	NARCOTICS	WC	D	10/12/2006	30	0	30
2006-204	FIDLER	COOLEY	NARCOTICS	WC	D	10/12/2006	30	0	30
2006-205	FIDLER	COOLEY	NARCOTICS	WC	D	10/16/2006	30	0	30
2006-206	FIDLER	COOLEY	NARCOTICS	WC	D	10/16/2006	30	0	30
2006-207	FIDLER	COOLEY	NARCOTICS	WC	D	10/17/2006	30	0	30
2006-208	FIDLER	COOLEY	NARCOTICS	WC	D	10/17/2006	30	0	30
2006-209	FIDLER	COOLEY	NARCOTICS	WC	D	10/20/2006	30	0	30
2006-210	FIDLER	COOLEY	NARCOTICS	WC	D	10/20/2006	30	0	30
2006-211	FIDLER	COOLEY	NARCOTICS	WC	D	10/23/2006	30	0	30
2006-212	FIDLER	COOLEY	NARCOTICS	WC	D	10/23/2006	30	0	30
2006-213	FIDLER	COOLEY	NARCOTICS	WC	D	10/24/2006	30	0	30
2006-214	FIDLER	COOLEY	NARCOTICS	WC	D	10/24/2006	30	0	30
2006-215	FIDLER	COOLEY	NARCOTICS	WC	D	10/25/2006	30	0	30
2006-216	FIDLER	COOLEY	NARCOTICS	WC	D	10/26/2006	30	0	30
2006-217	FIDLER	COOLEY	NARCOTICS	WC	D	10/27/2006	30	0	30
2006-218	FIDLER	COOLEY	NARCOTICS	WC	D	11/01/2006	30	0	30

¹ The prosecuting official authorized the filing of the application under provisions of the state's statute. (See Table 1 for this state's statutory citation.)

² Type: WC = Cellular or Mobile Telephone (Wire), WS = Standard Telephone (Wire), WO = Other (Wire), OM = Microphone (Oral), OO = Other (Oral), ED = Digital Pager (Electronic), EE = Computer or E-Mail (Electronic), EF = Fax Machine (Electronic), EO = Other (Electronic).

³ Location: D = Portable Device, H = Personal Residence, B = Business, A = Public Area, O = Other Location, R = Roving (Relaxed Specification Order), N = Not Specified.

* The first four digits of the A.O. number represent the year in which the wiretap was terminated. Wiretaps that were terminated prior to 2006 were not reported previously because they were part of ongoing investigations.

TABLE B-1
STATE CALIFORNIA

CALENDAR YEAR 2006

**REPORT BY PROSECUTORS OF COURT-AUTHORIZED INTERCEPTS OF WIRE, ORAL, OR ELECTRONIC COMMUNICATIONS
PURSUANT TO 18 U.S.C. 2519**

A.O. Number *	Number Of Days in Oper- ation ⁴	Average Inter- cepts per Day	Number of ⁵			Costs		Number of					
			Persons Inter- cepted	Intercepts	Incrim- inating Intercepts	Total Cost in \$	Other Than Manpower in \$	Arrests	Trials	Motions to Suppress Intercepts ⁶			Persons Con- victed
										G	D	P	
LOS ANGELES (CONTINUED)													
2006-187	30	19	150	560	129	19,544	2,500	-	-	-	-	-	-
2006-188	22	104	80	2,283	533	42,500	6,500	-	-	-	-	-	-
2006-189	28	28	NR	791	50	20,000	2,000	-	-	-	-	-	-
2006-190	28	9	NR	239	48	20,000	2,500	-	-	-	-	-	-
2006-191	30	3	22	91	-	44,000	9,000	-	-	-	-	-	-
2006-192	30	32	38	958	287	31,350	1,350	1	-	-	-	-	-
2006-193	42	40	48	1,665	260	89,244	38,244	-	-	-	-	-	-
2006-194	60	13	52	785	258	22,700	3,500	-	-	-	-	-	-
2006-195	60	4	10	256	45	100,200	5,200	-	-	-	-	-	-
2006-196	30	2	NR	46	3	14,000	2,000	-	-	-	-	-	-
2006-197	23	-	NR	9	-	17,600	2,600	-	-	-	-	-	-
2006-198	30	32	25	950	325	19,920	1,420	-	-	-	-	-	-
2006-199	30	32	971	971	318	108,000	8,000	-	-	-	-	-	-
2006-200	53	34	36	1,782	793	37,220	930	5	-	-	-	-	-
2006-201	30	24	50	713	127	21,000	3,000	-	-	-	-	-	-
2006-202	13	-	-	-	-	2,600	2,600	-	-	-	-	-	-
2006-203	30	14	32	420	77	23,725	3,000	-	-	-	-	-	-
2006-204	30	16	44	487	131	23,000	5,000	-	-	-	-	-	-
2006-205	30	344	324	10,313	1,090	64,711	8,300	3	-	-	-	-	-
2006-206	29	16	NR	462	10	20,000	2,000	-	-	-	-	-	-
2006-207	24	186	45	4,471	318	45,000	3,000	1	-	-	-	-	-
2006-208	30	35	1,052	1,052	275	20,844	2,600	-	-	-	-	-	-
2006-209	29	68	6	1,979	476	10,400	3,400	-	-	-	-	-	-
2006-210	30	39	48	1,156	119	37,040	5,040	-	-	-	-	-	-
2006-211	30	33	83	979	177	70,800	5,000	2	-	-	-	-	-
2006-212	30	37	11	1,109	200	19,500	1,500	-	-	-	-	-	-
2006-213	30	-	-	-	-	-	-	-	-	-	-	-	-
2006-214	30	14	12	434	145	2,600	2,600	-	-	-	-	-	-
2006-215	23	4	24	88	54	35,590	1,500	1	-	-	-	-	1
2006-216	30	47	66	1,410	324	23,000	5,000	-	-	-	-	-	-
2006-217	30	5	79	155	30	20,500	3,000	4	-	-	-	-	1
2006-218	30	22	17	671	103	24,306	3,000	-	-	-	-	-	-

⁴ NI indicates never installed. I indicates installed but never used. NP indicates no prosecutor's report.

⁵ NR indicates not reported or could not be determined.

⁶ Motions: G = Granted, D = Denied, P = Pending.

* The first four digits of the A.O. number represent the year in which the wiretap was terminated. Wiretaps that were terminated prior to 2006 were not reported previously because they were part of ongoing investigations.

TABLE B-1
STATE CALIFORNIA

CALENDAR YEAR 2006

**REPORT BY JUDGES OF COURT-AUTHORIZED INTERCEPTS OF WIRE, ORAL, OR ELECTRONIC COMMUNICATIONS
PURSUANT TO 18 U.S.C. 2519**

A.O. Number *	Authorizing Official		Offense Specified	Intercept		Date of Application	Authorized Length		
	Judge	Prosecutor ¹		Type ²	Location ³		Original Order (Days)	Number of Extensions	Total Length (Days)
LOS ANGELES (CONTINUED)									
2006-219	FIDLER	COOLEY	NARCOTICS	WC	D	11/02/2006	30	0	30
2006-220	FIDLER	COOLEY	NARCOTICS	WC	D	11/02/2006	30	0	30
2006-221	FIDLER	COOLEY	NARCOTICS	WC	D	11/08/2006	30	0	30
2006-222	FIDLER	COOLEY	NARCOTICS	WC	D	11/08/2006	30	0	30
2006-223	FIDLER	COOLEY	NARCOTICS	WC	D	11/09/2006	30	0	30
2006-224	FIDLER	COOLEY	NARCOTICS	WC	D	11/13/2006	30	0	30
2006-225	FIDLER	COOLEY	NARCOTICS	WC	D	11/14/2006	30	0	30
2006-226	FIDLER	COOLEY	NARCOTICS	WC	D	11/14/2006	30	0	30
2006-227	FIDLER	COOLEY	NARCOTICS	WC	D	11/17/2006	30	0	30
2006-228	FIDLER	COOLEY	NARCOTICS	WC	D	11/17/2006	30	0	30
2006-229	FIDLER	COOLEY	NARCOTICS	WC	D	11/21/2006	30	0	30
2006-230	FIDLER	COOLEY	NARCOTICS	WC	D	11/22/2006	30	0	30
2006-231	FIDLER	COOLEY	NARCOTICS	WC,WS	D,H	11/27/2006	30	0	30
2006-232	FIDLER	COOLEY	NARCOTICS	WC	D	11/30/2006	30	0	30
2006-233	FIDLER	COOLEY	NARCOTICS	WC	D	12/07/2006	30	0	30
2005-103	FIDLER	COOLEY	NARCOTICS	WC	D	01/04/2005	30	0	30
2005-104	FIDLER	COOLEY	NARCOTICS	WC	D	01/12/2005	30	0	30
2005-105	FIDLER	COOLEY	NARCOTICS	WC	D	01/27/2005	30	0	30
2005-106	FIDLER	COOLEY	NARCOTICS	WC	D	02/02/2005	30	0	30
2005-107	FIDLER	COOLEY	NARCOTICS	WC	D	02/11/2005	30	0	30
2005-108	FIDLER	COOLEY	NARCOTICS	WC	D	03/31/2005	30	1	60
2005-109	FIDLER	COOLEY	NARCOTICS	WC	D	04/27/2005	30	0	30
2005-110	FIDLER	COOLEY	NARCOTICS	WC	D	05/12/2005	30	0	30
2005-111	FIDLER	COOLEY	NARCOTICS	WC	D	06/01/2005	30	0	30
2005-112	FIDLER	COOLEY	NARCOTICS	WC	D	06/01/2005	30	0	30
2005-113	FIDLER	COOLEY	MURDER	WC,WS	D,H	07/28/2005	30	1	60
2005-114	FIDLER	COOLEY	MURDER	WC	D	08/18/2005	30	0	30
2005-115	FIDLER	COOLEY	MURDER	WC	D	08/18/2005	30	1	60
2005-116	FIDLER	COOLEY	MURDER	WC,WS	D,H	09/01/2005	30	0	30
2005-117	FIDLER	COOLEY	MURDER	WC	D	09/09/2005	30	0	30
2005-118	FIDLER	COOLEY	MURDER	WC	D	10/12/2005	30	1	60
2005-119	FIDLER	COOLEY	NARCOTICS	WC	D	10/12/2005	30	0	30

¹ The prosecuting official authorized the filing of the application under provisions of the state's statute. (See Table 1 for this state's statutory citation.)

² Type: WC = Cellular or Mobile Telephone (Wire), WS = Standard Telephone (Wire), WO = Other (Wire), OM = Microphone (Oral), OO = Other (Oral), ED = Digital Pager (Electronic), EE = Computer or E-Mail (Electronic), EF = Fax Machine (Electronic), EO = Other (Electronic).

³ Location: D = Portable Device, H = Personal Residence, B = Business, A = Public Area, O = Other Location, R = Roving (Relaxed Specification Order), N = Not Specified.

* The first four digits of the A.O. number represent the year in which the wiretap was terminated. Wiretaps that were terminated prior to 2006 were not reported previously because they were part of ongoing investigations.

TABLE B-1
STATE CALIFORNIA

CALENDAR YEAR 2006

**REPORT BY PROSECUTORS OF COURT-AUTHORIZED INTERCEPTS OF WIRE, ORAL, OR ELECTRONIC COMMUNICATIONS
PURSUANT TO 18 U.S.C. 2519**

A.O. Number *	Number Of Days in Oper- ation ⁴	Average Inter- cepts per Day	Number of ⁵			Costs		Number of					
			Persons Inter- cepted	Intercepts	Incrim- inating Intercepts	Total Cost in \$	Other Than Manpower in \$	Arrests	Trials	Motions to Suppress Intercepts ⁶			Persons Con- victed
										G	D	P	
LOS ANGELES (CONTINUED)													
2006-219	30	20	20	591	138	20,360	2,600	-	-	-	-	-	-
2006-220	30	132	321	3,960	321	40,425	3,500	-	-	-	-	-	-
2006-221	30	30	NR	886	187	28,000	4,000	-	-	-	-	-	-
2006-222	30	170	545	5,094	77	45,085	6,000	-	-	-	-	-	-
2006-223	30	11	NR	317	37	20,000	2,000	-	-	-	-	-	-
2006-224	30	45	31	1,339	210	18,945	1,900	-	-	-	-	-	-
2006-225	30	17	42	512	168	23,000	5,000	-	-	-	-	-	-
2006-226	30	2	4	71	20	11,100	1,500	-	-	-	-	-	-
2006-227	30	4	13	129	44	71,000	5,200	2	-	-	-	-	-
2006-228	26	1	NR	32	8	18,000	2,000	-	-	-	-	-	-
2006-229	30	94	34	2,821	184	20,845	2,600	-	-	-	-	-	-
2006-230	30	60	NR	1,789	116	10,400	3,400	1	-	-	-	-	-
2006-231	24	12	15	294	35	26,174	2,600	-	-	-	-	-	-
2006-232	30	17	NR	520	127	20,000	2,000	-	-	-	-	-	-
2006-233	21	10	43	220	46	16,204	1,000	-	-	-	-	-	-
2005-103	30	72	151	2,152	717	95,220	10,000	28	-	-	-	-	-
2005-104	30	15	34	451	150	91,220	6,000	RELATED TO NO. 2005-103					
2005-105	30	10	78	315	105	103,220	18,000	RELATED TO NO. 2005-103					
2005-106	30	16	40	476	159	91,220	6,000	RELATED TO NO. 2005-103					
2005-107	30	33	62	994	332	106,220	21,000	RELATED TO NO. 2005-103					
2005-108	60	78	170	4,687	1,000	93,220	8,000	RELATED TO NO. 2005-103					
2005-109	30	29	433	876	91	63,000	9,000	2	-	-	-	-	2
2005-110	30	90	317	2,703	900	100,220	15,000	RELATED TO NO. 2005-103					
2005-111	15	82	562	1,236	166	19,000	3,000	-	-	-	-	-	-
2005-112	30	5	37	144	67	42,000	6,000	3	-	-	-	-	-
2005-113	60	191	27	11,480	564	-	-	3	-	-	-	-	-
2005-114	30	62	37	1,848	157	12,200	2,200	-	-	-	-	-	-
2005-115	60	330	29	19,821	298	206,000	80,000	-	-	-	-	-	-
2005-116	30	244	24	7,305	633	-	-	RELATED TO NO. 2005-113					
2005-117	30	169	39	5,076	44	RELATED TO NO. 2005-115		3	-	-	-	-	-
2005-118	30	404	17	12,125	172	RELATED TO NO. 2005-115		7	-	-	-	-	-
2005-119	I	-	-	-	-	-	-	-	-	-	-	-	-

⁴ NI indicates never installed. I indicates installed but never used. NP indicates no prosecutor's report.

⁵ NR indicates not reported or could not be determined.

⁶ Motions: G = Granted, D = Denied, P = Pending.

* The first four digits of the A.O. number represent the year in which the wiretap was terminated. Wiretaps that were terminated prior to 2006 were not reported previously because they were part of ongoing investigations.

TABLE B-1
STATE CALIFORNIA

CALENDAR YEAR 2006

**REPORT BY JUDGES OF COURT-AUTHORIZED INTERCEPTS OF WIRE, ORAL, OR ELECTRONIC COMMUNICATIONS
PURSUANT TO 18 U.S.C. 2519**

A.O. Number *	Authorizing Official		Offense Specified	Intercept		Date of Application	Authorized Length		
	Judge	Prosecutor ¹		Type ²	Location ³		Original Order (Days)	Number of Extensions	Total Length (Days)
LOS ANGELES (CONTINUED)									
2005-120	FIDLER	COOLEY	MURDER	WC	D	10/31/2005	30	0	30
2005-121	FIDLER	COOLEY	MURDER	WC	D	11/02/2005	30	0	30
2005-122	FIDLER	COOLEY	NARCOTICS	WC	D	11/03/2005	30	0	30
2005-123	FIDLER	COOLEY	MURDER	WS	H	11/08/2005	30	0	30
2005-124	FIDLER	COOLEY	NARCOTICS	WC	D	11/21/2005	30	0	30
NAPA									
2006-1	WHITE	LIEBERSTEIN	MURDER	WS	H	03/06/2006	30	0	30
ORANGE									
2006-1	STOTLER	HATCHER	NARCOTICS	WC	D	06/30/2005	30	1	60
2006-2	STOTLER	HATCHER	NARCOTICS	WC	D	06/30/2005	30	1	60
2006-3	STOTLER	MIDDLETON	NARCOTICS	WC,ED	D	12/16/2005	30	0	30
2006-4	CONLEY	MIDDLETON	NARCOTICS	WC,ED	D	12/30/2005	30	0	30
2006-5	STOTLER	MIDDLETON	MURDER	WC,WS	D,H	02/11/2006	30	0	30
2006-6	STOTLER	MIDDLETON	MURDER	WC	D	02/15/2006	30	0	30
2006-7	CONLEY	RACKAUCKAS	NARCOTICS	WC	D	02/22/2006	30	1	60
2006-8	STOTLER	RACKAUCKAS	NARCOTICS	WC	D	03/03/2006	30	3	120
2006-9	CONLEY	RACKAUCKAS	NARCOTICS	WC	D	03/16/2006	30	0	30
2006-10	STOTLER	RACKAUCKAS	NARCOTICS	WC	D	03/23/2006	30	1	60
2006-11	STOTLER	HATCHER	NARCOTICS	WC	D	03/28/2006	30	0	30
2006-12	STOTLER	HATCHER	NARCOTICS	WC	D	04/28/2006	30	0	30
2006-13	STOTLER	RACKAUCKAS	NARCOTICS	WC	D	05/04/2006	30	0	30
2006-14	CONLEY	HATCHER	NARCOTICS	WC	D	07/06/2006	30	0	30
2006-15	STOTLER	RACKAUCKAS	NARCOTICS	WC	D	07/12/2006	30	0	30
2006-16	STOTLER	RACKAUCKAS	MURDER	WC,WS	D,H,B	07/19/2006	30	0	30
2006-17	STOTLER	RACKAUCKAS	NARCOTICS	WC	D	07/19/2006	30	0	30
2006-18	STOTLER	RACKAUCKAS	NARCOTICS	WC	D	07/20/2006	30	0	30
2006-19	STOTLER	RACKAUCKAS	NARCOTICS	WC	D	08/03/2006	30	0	30
2006-20	STOTLER	HATCHER	NARCOTICS	WC	D	08/08/2006	30	0	30
2006-21	STOTLER	RACKAUCKAS	NARCOTICS	WC	D	08/10/2006	30	0	30
2006-22	STOTLER	CRAFT	NARCOTICS	WC	D	09/01/2006	30	0	30
2006-23	STOTLER	HATCHER	NARCOTICS	WC	D	09/07/2006	30	0	30
2006-24	STOTLER	RACKAUCKAS	NARCOTICS	WC	D	09/21/2006	30	0	30

¹ The prosecuting official authorized the filing of the application under provisions of the state's statute. (See Table 1 for this state's statutory citation.)

² Type: WC = Cellular or Mobile Telephone (Wire), WS = Standard Telephone (Wire), WO = Other (Wire), OM = Microphone (Oral), OO = Other (Oral), ED = Digital Pager (Electronic), EE = Computer or E-Mail (Electronic), EF = Fax Machine (Electronic), EO = Other (Electronic).

³ Location: D = Portable Device, H = Personal Residence, B = Business, A = Public Area, O = Other Location, R = Roving (Relaxed Specification Order), N = Not Specified.

* The first four digits of the A.O. number represent the year in which the wiretap was terminated. Wiretaps that were terminated prior to 2006 were not reported previously because they were part of ongoing investigations.

TABLE B-1
STATE CALIFORNIA

CALENDAR YEAR 2006

**REPORT BY PROSECUTORS OF COURT-AUTHORIZED INTERCEPTS OF WIRE, ORAL, OR ELECTRONIC COMMUNICATIONS
PURSUANT TO 18 U.S.C. 2519**

A.O. Number *	Number Of Days in Oper- ation ⁴	Average Inter- cepts per Day	Number of ⁵			Costs		Number of					
			Persons Inter- cepted	Intercepts	Incrim- inating Intercepts	Total Cost in \$	Other Than Manpower in \$	Arrests	Trials	Motions to Suppress Intercepts ⁶			Persons Con- victed
										G	D	P	
LOS ANGELES (CONTINUED)													
2005-120	29	389	53	11,280	694	58,000	18,000	3	-	-	-	-	-
2005-121	14	97	22	1,363	-	RELATED TO NO. 2005-115		-	-	-	-	-	-
2005-122	30	29	53	859	465	33,235	7,025	RELATED TO NO. 2006-2					
2005-123	21	48	12	1,011	66	RELATED TO NO. 2005-120		RELATED TO NO. 2005-120					
2005-124	30	5	37	156	65	31,210	5,000	RELATED TO NO. 2006-2					
NAPA													
2006-1	9	330	13	2,967	182	34,448	7,950	2	-	-	-	-	2
ORANGE													
2006-1	30	44	10	1,319	57	23,824	600	-	-	-	-	-	-
2006-2	30	40	10	1,192	116	23,824	600	9	-	-	-	-	-
2006-3	28	49	120	1,379	59	44,128	600	-	-	-	-	-	-
2006-4	24	553	59	13,271	268	40,191	3,340	2	-	-	-	-	-
2006-5	4	23	39	93	2	17,000	7,000	6	-	-	-	-	-
2006-6	2	36	12	72	1	6,000	3,000	6	-	-	-	-	-
2006-7	60	35	36	2,082	152	73,000	5,000	-	-	-	-	-	-
2006-8	120	40	205	4,835	284	67,777	3,000	-	-	-	-	-	-
2006-9	30	10	23	293	122	37,000	3,000	-	-	-	-	-	-
2006-10	57	37	49	2,111	190	30,000	3,000	-	-	-	-	-	-
2006-11	30	83	1	2,498	365	2,000	-	-	-	-	-	-	-
2006-12	30	52	163	1,565	156	30,000	2,500	-	-	-	-	-	-
2006-13	30	20	7	585	27	37,000	3,000	-	-	-	-	-	-
2006-14	7	10	3	73	NR	17,340	2,185	1	-	-	-	-	-
2006-15	30	121	165	3,627	68	49,915	2,415	-	-	-	-	-	-
2006-16	14	-	-	-	-	65,000	50,000	-	-	-	-	-	-
2006-17	30	2	12	58	5	20,685	2,925	-	-	-	-	-	-
2006-18	5	2	NR	9	-	15,000	3,500	-	-	-	-	-	-
2006-19	27	22	95	598	99	-	-	1	-	-	-	1	-
2006-20	30	3	2	76	4	21,257	2,000	-	-	-	-	-	-
2006-21	29	28	82	821	10	49,050	1,550	-	-	-	-	-	-
2006-22	30	90	NR	2,696	500	2,500	2,500	-	-	-	-	-	-
2006-23	30	7	2	224	23	27,183	2,000	-	-	-	-	-	-
2006-24	30	11	17	325	87	11,100	1,500	5	-	-	-	-	-

⁴ NI indicates never installed. I indicates installed but never used. NP indicates no prosecutor's report.

⁵ NR indicates not reported or could not be determined.

⁶ Motions: G = Granted, D = Denied, P = Pending.

* The first four digits of the A.O. number represent the year in which the wiretap was terminated. Wiretaps that were terminated prior to 2006 were not reported previously because they were part of ongoing investigations.

TABLE B-1
STATE CALIFORNIA

CALENDAR YEAR 2006

**REPORT BY JUDGES OF COURT-AUTHORIZED INTERCEPTS OF WIRE, ORAL, OR ELECTRONIC COMMUNICATIONS
PURSUANT TO 18 U.S.C. 2519**

A.O. Number *	Authorizing Official		Offense Specified	Intercept		Date of Application	Authorized Length		
	Judge	Prosecutor ¹		Type ²	Location ³		Original Order (Days)	Number of Extensions	Total Length (Days)
ORANGE (CONTINUED)									
2006-25	STOTLER	BECERRA	NARCOTICS	WC	D	09/29/2006	30	1	60
2006-26	STOTLER	MASANGKAY	NARCOTICS	WC	D	10/24/2006	30	0	30
2006-27	STOTLER	MASANGKAY	NARCOTICS	WC	D	11/03/2006	30	0	30
2006-28	STOTLER	MASANGKAY	NARCOTICS	WC	D	11/06/2006	30	0	30
2006-29	STOTLER	MASANGKAY	NARCOTICS	WC	D	11/17/2006	30	0	30
2006-30	STOTLER	MASANGKAY	NARCOTICS	WC	D	11/20/2006	30	0	30
2006-31	STOTLER	MASANGKAY	NARCOTICS	WC	D	11/22/2006	30	0	30
2006-32	STOTLER	MASANGKAY	NARCOTICS	WC	D	11/28/2006	30	0	30
RIVERSIDE									
2006-1	TRANBARGER	TRASK	NARCOTICS	WC	D	01/19/2006	30	0	30
2006-2	TRANBARGER	TRASK	MURDER	WC,WS	D,H	02/01/2006	30	0	30
2006-3	TRANBARGER	TRASK	NARCOTICS	WC	D	02/08/2006	30	0	30
2006-4	TRANBARGER	TRASK	MURDER	WC,WS	D,H	03/06/2006	30	1	60
2006-5	WATERS	TRASK	NARCOTICS	WC	D	03/27/2006	30	0	30
2006-6	TRANBARGER	TRASK	NARCOTICS	WC	D	04/10/2006	30	0	30
2006-7	TRANBARGER	TRASK	NARCOTICS	WC	D	04/26/2006	30	0	30
2006-8	TRANBARGER	TRASK	NARCOTICS	WC	D	05/31/2006	30	0	30
2006-9	TRANBARGER	TRASK	NARCOTICS	WC	D	06/22/2006	30	0	30
2006-10	TRANBARGER	TRASK	NARCOTICS	WC	D	06/29/2006	30	1	60
2006-11	TRANBARGER	TRASK	NARCOTICS	WC	D	07/18/2006	30	0	30
2006-12	TRANBARGER	TRASK	NARCOTICS	WC	D	07/18/2006	30	0	30
2006-13	TRANBARGER	TRASK	NARCOTICS	WC	D	08/15/2006	30	1	60
2006-14	TRANBARGER	TRASK	NARCOTICS	WC	D	08/25/2006	30	2	90
2006-15	TRANBARGER	TRASK	NARCOTICS	WC	D	09/07/2006	30	1	60
2006-16	MORGAN	TRASK	NARCOTICS	WC	D	09/19/2006	30	1	60
2006-17	TRANBARGER	TRASK	NARCOTICS	WC	D	10/12/2006	30	1	60
2006-18	TRANBARGER	TRASK	NARCOTICS	WC	D	10/17/2006	30	0	30
2006-19	TRANBARGER	TRASK	NARCOTICS	WC	D	10/25/2006	30	0	30
2006-20	TRANBARGER	TRASK	NARCOTICS	WC	D	10/26/2006	30	0	30
2006-21	TRANBARGER	TRASK	NARCOTICS	WC	D	11/14/2006	30	0	30
2006-22	TRANBARGER	TRASK	NARCOTICS	WC	D	11/14/2006	30	0	30
2006-23	TRANBARGER	TRASK	NARCOTICS	WC	D	11/28/2006	30	0	30

¹ The prosecuting official authorized the filing of the application under provisions of the state's statute. (See Table 1 for this state's statutory citation.)

² Type: WC = Cellular or Mobile Telephone (Wire), WS = Standard Telephone (Wire), WO = Other (Wire), OM = Microphone (Oral), OO = Other (Oral), ED = Digital Pager (Electronic), EE = Computer or E-Mail (Electronic), EF = Fax Machine (Electronic), EO = Other (Electronic).

³ Location: D = Portable Device, H = Personal Residence, B = Business, A = Public Area, O = Other Location, R = Roaming (Relaxed Specification Order), N = Not Specified.

* The first four digits of the A.O. number represent the year in which the wiretap was terminated. Wiretaps that were terminated prior to 2006 were not reported previously because they were part of ongoing investigations.

TABLE B-1
STATE CALIFORNIA

CALENDAR YEAR 2006

**REPORT BY PROSECUTORS OF COURT-AUTHORIZED INTERCEPTS OF WIRE, ORAL, OR ELECTRONIC COMMUNICATIONS
PURSUANT TO 18 U.S.C. 2519**

A.O. Number *	Number Of Days in Oper- ation ⁴	Average Inter- cepts per Day	Number of ⁵			Costs		Number of					
			Persons Inter- cepted	Intercepts	Incrim- inating Intercepts	Total Cost in \$	Other Than Manpower in \$	Arrests	Trials	Motions to Suppress Intercepts ⁶			Persons Con- victed
										G	D	P	
ORANGE (CONTINUED)													
2006-25	30	221	NR	6,627	1,296	37,890	1,400	-	-	-	-	-	-
2006-26	30	12	20	364	36	21,245	3,000	-	-	-	-	-	-
2006-27	30	39	75	1,177	172	30,000	2,500	-	-	-	-	-	-
2006-28	30	20	63	613	107	21,545	2,600	3	-	-	-	-	-
2006-29	30	32	40	960	181	19,845	1,600	-	-	-	-	-	-
2006-30	30	-	-	-	-	21,954	3,100	-	-	-	-	-	-
2006-31	NI	-	-	-	-	-	-	-	-	-	-	-	-
2006-32	I	-	-	-	-	1,800	-	-	-	-	-	-	-
RIVERSIDE													
2006-1	30	28	15	829	187	22,135	4,980	-	-	-	-	-	-
2006-2	20	35	145	695	35	15,000	7,000	-	-	-	-	-	-
2006-3	30	15	10	450	101	18,930	1,775	-	-	-	-	-	-
2006-4	58	85	80	4,911	56	23,814	2,500	2	-	-	-	-	-
2006-5	30	33	15	985	71	22,025	4,980	-	-	-	-	-	-
2006-6	30	10	15	315	77	18,820	1,775	-	-	-	-	-	-
2006-7	30	-	NR	-	-	20,000	2,000	-	-	-	-	-	-
2006-8	30	-	NR	12	-	20,000	2,000	-	-	-	-	-	-
2006-9	21	350	38	7,358	147	37,515	3,425	-	-	-	-	-	-
2006-10	55	87	NR	4,770	763	38,000	4,000	1	-	-	-	-	-
2006-11	24	5	NR	113	39	22,000	4,000	-	-	-	-	-	-
2006-12	30	73	10	2,180	94	19,645	2,600	-	-	-	-	-	-
2006-13	54	37	NR	2,024	71	20,000	2,000	-	-	-	-	-	-
2006-14	58	14	NR	819	153	40,000	4,000	-	-	-	-	-	-
2006-15	60	23	NR	1,409	220	40,000	4,000	-	-	-	-	-	-
2006-16	30	4	NR	111	30	20,000	2,000	-	-	-	-	-	-
2006-17	54	8	18	457	58	62,500	7,500	-	-	-	-	-	-
2006-18	30	1	NR	44	-	19,276	1,500	-	-	-	-	-	-
2006-19	NI	-	-	-	-	-	-	-	-	-	-	-	-
2006-20	23	38	19	873	34	16,590	2,600	-	-	-	-	-	-
2006-21	30	-	1	1	-	20,000	2,000	-	-	-	-	-	-
2006-22	30	18	78	543	198	39,430	2,940	-	-	-	-	-	-
2006-23	15	12	NR	182	53	11,000	2,000	-	-	-	-	-	-

⁴ NI indicates never installed. I indicates installed but never used. NP indicates no prosecutor's report.

⁵ NR indicates not reported or could not be determined.

⁶ Motions: G = Granted, D = Denied, P = Pending.

* The first four digits of the A.O. number represent the year in which the wiretap was terminated. Wiretaps that were terminated prior to 2006 were not reported previously because they were part of ongoing investigations.

TABLE B-1
STATE CALIFORNIA

CALENDAR YEAR 2006

**REPORT BY JUDGES OF COURT-AUTHORIZED INTERCEPTS OF WIRE, ORAL, OR ELECTRONIC COMMUNICATIONS
PURSUANT TO 18 U.S.C. 2519**

A.O. Number *	Authorizing Official		Offense Specified	Intercept		Date of Application	Authorized Length		
	Judge	Prosecutor ¹		Type ²	Location ³		Original Order (Days)	Number of Extensions	Total Length (Days)
SACRAMENTO									
2004-7	PARK	SCULLY	NARCOTICS	WC	D	04/15/2004	30	0	30
SAN BERNARDINO									
2006-1	BARR	RAMOS	NARCOTICS	WC	D	01/20/2006	30	0	30
2006-2	MCPETERS	RAMOS	NARCOTICS	WC	D	01/27/2006	30	0	30
2006-3	BARR	RAMOS	NARCOTICS	WC	D	02/22/2006	30	3	120
2006-4	NAKATA	RAMOS	NARCOTICS	WC	D	02/24/2006	30	1	60
2006-5	MCPETERS	RAMOS	NARCOTICS	WC	D	03/21/2006	30	0	30
2006-6	MCPETERS	RAMOS	NARCOTICS	WC	D	03/21/2006	30	0	30
2006-7	MCPETERS	RAMOS	MURDER	WC	D	04/06/2006	30	0	30
2006-8	NAKATA	RAMOS	MURDER	WC	D	04/07/2006	30	0	30
2006-9	NAKATA	RAMOS	MURDER	WC	D	04/11/2006	30	0	30
2006-10	BARR	RAMOS	NARCOTICS	WC	D	04/27/2006	30	1	60
2006-11	BARR	RAMOS	NARCOTICS	WC	D	06/05/2006	30	0	30
2006-12	BARR	RAMOS	NARCOTICS	WC	D	06/30/2006	30	0	30
2006-13	BARR	RISLEY	MURDER	WC,WS	D,H	07/27/2006	30	0	30
2006-14	BARR	RAMOS	NARCOTICS	WC	D	08/14/2006	30	0	30
2006-15	BARR	RAMOS	MURDER	WC,WS	D,H	08/18/2006	30	0	30
2006-16	BARR	RAMOS	MURDER	WC,WS	D,H	08/23/2006	30	0	30
2006-17	BARR	RAMOS	NARCOTICS	WC	D	09/01/2006	30	1	60
2006-18	BARR	RAMOS	NARCOTICS	WC	D	09/01/2006	30	0	30
2006-19	BARR	RAMOS	NARCOTICS	WC	D	09/13/2006	30	2	90
2006-20	BARR	RAMOS	NARCOTICS	WC	D	09/13/2006	30	0	30
2006-21	BARR	RAMOS	NARCOTICS	WC	D	09/18/2006	30	1	60
2006-22	BARR	RAMOS	NARCOTICS	WC	D	09/18/2006	30	0	30
2006-23	HARRISON	RAMOS	NARCOTICS	WC	D	09/28/2006	30	0	30
2006-24	HARRISON	RAMOS	NARCOTICS	WC	D	09/28/2006	30	0	30
2006-25	HARRISON	RAMOS	NARCOTICS	WC	D	10/02/2006	30	2	90
2006-26	BARR	RAMOS	NARCOTICS	WC	D	10/17/2006	30	1	60
2006-27	BARR	RAMOS	NARCOTICS	WC	D	10/24/2006	30	1	60
2006-28	BARR	RAMOS	NARCOTICS	WC	D	10/31/2006	30	0	30
2006-29	BARR	RAMOS	NARCOTICS	WC	D	11/06/2006	30	0	30
2006-30	BARR	RAMOS	NARCOTICS	WC	D	11/08/2006	30	0	30

¹ The prosecuting official authorized the filing of the application under provisions of the state's statute. (See Table 1 for this state's statutory citation.)

² Type: WC = Cellular or Mobile Telephone (Wire), WS = Standard Telephone (Wire), WO = Other (Wire), OM = Microphone (Oral), OO = Other (Oral), ED = Digital Pager (Electronic), EE = Computer or E-Mail (Electronic), EF = Fax Machine (Electronic), EO = Other (Electronic).

³ Location: D = Portable Device, H = Personal Residence, B = Business, A = Public Area, O = Other Location, R = Roving (Relaxed Specification Order), N = Not Specified.

* The first four digits of the A.O. number represent the year in which the wiretap was terminated. Wiretaps that were terminated prior to 2006 were not reported previously because they were part of ongoing investigations.

TABLE B-1
STATE CALIFORNIA

CALENDAR YEAR 2006

**REPORT BY PROSECUTORS OF COURT-AUTHORIZED INTERCEPTS OF WIRE, ORAL, OR ELECTRONIC COMMUNICATIONS
PURSUANT TO 18 U.S.C. 2519**

A.O. Number *	Number Of Days in Oper- ation ⁴	Average Inter- cepts per Day	Number of ⁵			Costs		Number of					
			Persons Inter- cepted	Intercepts	Incrim- inating Intercepts	Total Cost in \$	Other Than Manpower in \$	Arrests	Trials	Motions to Suppress Intercepts ⁶			Persons Con- victed
										G	D	P	
SACRAMENTO													
2004-7	28	32	68	900	20	32,323	2,000	4	-	-	-	-	4
SAN BERNARDINO													
2006-1	30	-	5	10	-	114,376	26,068	-	-	-	-	-	-
2006-2	30	53	199	1,578	292	RELATED TO NO. 2006-1		10	-	-	-	-	-
2006-3	116	32	157	3,752	387	140,000	15,000	-	-	-	-	-	-
2006-4	53	41	209	2,187	376	RELATED TO NO. 2006-1		1	-	-	-	-	-
2006-5	30	51	40	1,543	141	4,550	1,250	-	-	-	-	-	-
2006-6	28	42	176	1,186	223	RELATED TO NO. 2006-1		3	2	-	2	-	2
2006-7	15	165	75	2,474	142	25,650	7,110	-	-	-	-	-	-
2006-8	14	76	34	1,070	60	RELATED TO NO. 2006-7		-	-	-	-	-	-
2006-9	10	14	26	138	19	RELATED TO NO. 2006-7		-	-	-	-	-	-
2006-10	58	4	216	242	127	RELATED TO NO. 2006-1		1	-	-	-	-	-
2006-11	25	3	23	64	5	RELATED TO NO. 2006-1		-	-	-	-	-	-
2006-12	15	3	6	43	-	RELATED TO NO. 2006-1		-	-	-	-	-	-
2006-13	14	6	19	83	9	22,300	5,500	1	-	-	-	-	-
2006-14	22	-	3	8	1	36,890	2,800	-	-	-	-	-	-
2006-15	16	112	261	1,785	78	25,000	15,000	-	-	-	-	-	-
2006-16	9	70	131	634	99	8,000	6,000	-	-	-	-	-	-
2006-17	42	22	89	906	248	RELATED TO NO. 2006-14		3	-	-	-	-	3
2006-18	17	52	15	878	131	26,120	3,000	-	-	-	-	-	-
2006-19	87	520	172	45,220	3,733	80,580	7,600	-	-	-	-	-	-
2006-20	30	615	47	18,450	12,342	18,450	6,300	-	-	-	-	-	-
2006-21	58	21	279	1,212	77	37,760	3,200	-	-	-	-	-	-
2006-22	30	-	3	6	-	19,645	2,600	-	-	-	-	-	-
2006-23	30	204	37	6,105	203	19,400	2,400	1	-	-	-	-	1
2006-24	30	64	96	1,905	67	55,000	15,000	-	-	-	-	-	-
2006-25	89	43	163	3,795	79	135,000	15,000	-	-	-	-	-	-
2006-26	58	35	323	2,007	114	40,360	5,800	1	-	-	-	-	-
2006-27	58	422	71	24,505	928	18,450	6,300	-	-	-	-	-	-
2006-28	30	69	30	2,066	128	49,000	5,000	-	-	-	-	-	-
2006-29	7	17	35	116	7	3,160	720	1	-	-	-	-	-
2006-30	30	61	21	1,825	117	19,957	1,600	-	-	-	-	-	-

⁴ NI indicates never installed. I indicates installed but never used. NP indicates no prosecutor's report.

⁵ NR indicates not reported or could not be determined.

⁶ Motions: G = Granted, D = Denied, P = Pending.

* The first four digits of the A.O. number represent the year in which the wiretap was terminated. Wiretaps that were terminated prior to 2006 were not reported previously because they were part of ongoing investigations.

TABLE B-1
STATE CALIFORNIA

CALENDAR YEAR 2006

**REPORT BY JUDGES OF COURT-AUTHORIZED INTERCEPTS OF WIRE, ORAL, OR ELECTRONIC COMMUNICATIONS
PURSUANT TO 18 U.S.C. 2519**

A.O. Number *	Authorizing Official		Offense Specified	Intercept		Date of Application	Authorized Length		
	Judge	Prosecutor ¹		Type ²	Location ³		Original Order (Days)	Number of Extensions	Total Length (Days)
SAN BERNARDINO (CONTINUED)									
2006-31	BARR	RAMOS	NARCOTICS	WC	D	11/21/2006	30	0	30
2006-32	BARR	RAMOS	NARCOTICS	WC	D	11/27/2006	30	0	30
2006-33	BARR	RAMOS	NARCOTICS	WC	D	11/27/2006	30	0	30
2006-34	BARR	RAMOS	NARCOTICS	WC	D	12/22/2006	30	0	30
SAN DIEGO									
2006-1	DEDDEH	DUMANIS	NARCOTICS	WC	D	10/14/2005	30	7	240
2006-2	DEDDEH	DUMANIS	NARCOTICS	WC	D	11/10/2005	30	1	60
2006-3	DEDDEH	DUMANIS	NARCOTICS	WC	D	11/10/2005	30	13	420
2006-4	DEDDEH	DUMANIS	NARCOTICS	WC	D	12/02/2005	30	1	60
2006-5	DEDDEH	DUMANIS	NARCOTICS	WC	D	12/09/2005	30	0	30
2006-6	DEDDEH	MOSLER	NARCOTICS	WC	D	01/06/2006	30	0	30
2006-7	DEDDEH	MOSLER	NARCOTICS	WC	D	01/10/2006	30	2	90
2006-8	DEDDEH	DUMANIS	NARCOTICS	WC	D	01/12/2006	30	1	60
2006-9	DEDDEH	DUMANIS	NARCOTICS	WC	D	01/12/2006	30	0	30
2006-10	DEDDEH	MOSLER	NARCOTICS	WC	D	01/20/2006	30	0	30
2006-11	DEDDEH	DUMANIS	NARCOTICS	WC	D	01/20/2006	30	4	150
2006-12	DEDDEH	DUMANIS	NARCOTICS	WC	D	01/24/2006	30	2	90
2006-13	DEDDEH	DUMANIS	NARCOTICS	WC	D	01/24/2006	30	0	30
2006-14	DEDDEH	MOSLER	NARCOTICS	WC	D	02/08/2006	30	1	60
2006-15	DEDDEH	DUMANIS	NARCOTICS	WC,EO	D	02/14/2006	30	0	30
2006-16	DEDDEH	DUMANIS	NARCOTICS	WC	D	02/27/2006	30	0	30
2006-17	DEDDEH	DUMANIS	NARCOTICS	WC	D	02/27/2006	30	4	150
2006-18	DEDDEH	DUMANIS	NARCOTICS	WC	D	02/27/2006	30	0	30
2006-19	DEDDEH	DUMANIS	NARCOTICS	WC,EO	D	03/06/2006	30	1	60
2006-20	DEDDEH	DUMANIS	NARCOTICS	WC	D	03/06/2006	30	2	90
2006-21	DEDDEH	MOSLER	NARCOTICS	WC	D	03/07/2006	30	0	30
2006-22	DEDDEH	MOSLER	NARCOTICS	WC	D	03/11/2006	30	1	60
2006-23	DEDDEH	DUMANIS	NARCOTICS	WC	D	03/15/2006	30	1	60
2006-24	DEDDEH	MOSLER	NARCOTICS	WC	D	03/24/2006	30	2	90
2006-25	DEDDEH	DUMANIS	NARCOTICS	WC	D	04/04/2006	30	0	30
2006-26	DEDDEH	DUMANIS	NARCOTICS	WC	D	04/04/2006	30	2	90
2006-27	SO	DUMANIS	MURDER	WC,WS,ED,EO	D,H	04/06/2006	30	1	60

¹ The prosecuting official authorized the filing of the application under provisions of the state's statute. (See Table 1 for this state's statutory citation.)

² Type: WC = Cellular or Mobile Telephone (Wire), WS = Standard Telephone (Wire), WO = Other (Wire), OM = Microphone (Oral), OO = Other (Oral), ED = Digital Pager (Electronic), EE = Computer or E-Mail (Electronic), EF = Fax Machine (Electronic), EO = Other (Electronic).

³ Location: D = Portable Device, H = Personal Residence, B = Business, A = Public Area, O = Other Location, R = Roving (Relaxed Specification Order), N = Not Specified.

* The first four digits of the A.O. number represent the year in which the wiretap was terminated. Wiretaps that were terminated prior to 2006 were not reported previously because they were part of ongoing investigations.

TABLE B-1
STATE CALIFORNIA

CALENDAR YEAR 2006

**REPORT BY PROSECUTORS OF COURT-AUTHORIZED INTERCEPTS OF WIRE, ORAL, OR ELECTRONIC COMMUNICATIONS
PURSUANT TO 18 U.S.C. 2519**

A.O. Number *	Number Of Days in Oper- ation ⁴	Average Inter- cepts per Day	Number of ⁵			Costs		Number of					
			Persons Inter- cepted	Intercepts	Incrim- inating Intercepts	Total Cost in \$	Other Than Manpower in \$	Arrests	Trials	Motions to Suppress Intercepts ⁶			Persons Con- victed
										G	D	P	
SAN BERNARDINO (CONTINUED)													
2006-31	24	2	13	50	9	13,640	3,000	1	-	-	-	-	-
2006-32	30	11	65	338	40	67,500	30,000	-	-	-	-	-	-
2006-33	30	11	27	333	7	45,000	5,000	-	-	-	-	-	-
2006-34	NI	-	-	-	-	-	-	-	-	-	-	-	-
SAN DIEGO													
2006-1	221	50	121	11,117	1,577	99,834	4,610	-	-	-	-	-	-
2006-2	55	235	50	12,928	906	41,504	6,170	-	-	-	-	-	-
2006-3	389	165	351	64,116	5,632	176,767	9,155	-	-	-	-	-	-
2006-4	44	45	190	2,000	450	4,500	4,500	-	-	-	-	-	-
2006-5	30	355	45	10,651	631	41,645	3,900	2	-	-	-	1	2
2006-6	28	87	20	2,441	542	27,000	-	11	-	-	-	1	3
2006-7	90	305	245	27,450	16,510	RELATED TO NO. 2006-32		23	23	-	-	-	23
2006-8	44	61	97	2,679	670	22,629	3,670	-	-	-	-	-	-
2006-9	30	180	33	5,392	846	16,596	3,670	-	-	-	-	-	-
2006-10	30	26	26	795	314	RELATED TO NO. 2006-32		RELATED TO NO. 2006-7					
2006-11	133	138	111	18,382	1,485	66,907	9,600	-	-	-	-	-	-
2006-12	65	19	20	1,204	392	31,907	3,900	-	-	-	-	-	-
2006-13	30	18	9	530	46	16,826	3,900	-	-	-	-	-	-
2006-14	60	77	46	4,647	1,974	RELATED TO NO. 2006-32		RELATED TO NO. 2006-7					
2006-15	30	24	148	731	250	3,100	3,100	2	-	-	1	-	-
2006-16	18	47	14	852	172	9,091	1,335	-	-	-	-	-	-
2006-17	130	38	9	4,901	1,623	59,939	3,925	-	-	-	-	-	-
2006-18	30	203	194	6,086	1,792	14,261	1,335	-	-	-	-	-	-
2006-19	60	27	139	1,597	594	3,200	3,200	2	-	-	-	-	-
2006-20	65	92	56	5,990	845	33,423	2,370	2	-	-	-	-	-
2006-21	22	75	21	1,648	194	RELATED TO NO. 2006-32		RELATED TO NO. 2006-7					
2006-22	31	31	18	974	315	RELATED TO NO. 2006-32		RELATED TO NO. 2006-7					
2006-23	59	27	66	1,589	371	56,840	5,135	-	-	-	-	-	-
2006-24	62	200	71	12,426	2,463	RELATED TO NO. 2006-32		RELATED TO NO. 2006-7					
2006-25	14	10	34	145	31	7,367	1,335	-	-	-	-	-	-
2006-26	84	68	194	5,699	1,272	39,199	3,005	-	-	-	-	-	-
2006-27	38	207	159	7,877	359	3,293	3,293	17	-	-	-	-	2

⁴ NI indicates never installed. I indicates installed but never used. NP indicates no prosecutor's report.

⁵ NR indicates not reported or could not be determined.

⁶ Motions: G = Granted, D = Denied, P = Pending.

* The first four digits of the A.O. number represent the year in which the wiretap was terminated. Wiretaps that were terminated prior to 2006 were not reported previously because they were part of ongoing investigations.

TABLE B-1
STATE CALIFORNIA

CALENDAR YEAR 2006

**REPORT BY JUDGES OF COURT-AUTHORIZED INTERCEPTS OF WIRE, ORAL, OR ELECTRONIC COMMUNICATIONS
PURSUANT TO 18 U.S.C. 2519**

A.O. Number *	Authorizing Official		Offense Specified	Intercept		Date of Application	Authorized Length		
	Judge	Prosecutor ¹		Type ²	Location ³		Original Order (Days)	Number of Extensions	Total Length (Days)
SAN DIEGO (CONTINUED)									
2006-28	DEDDEH	DUMANIS	NARCOTICS	WC	D	04/06/2006	30	1	60
2006-29	DEDDEH	DUMANIS	NARCOTICS	WC	D	04/13/2006	30	0	30
2006-30	DEDDEH	DUMANIS	NARCOTICS	WC	D	04/28/2006	30	2	90
2006-31	DEDDEH	MOSLER	NARCOTICS	WC	D	05/09/2006	30	0	30
2006-32	DEDDEH	MOSLER	NARCOTICS	WC	D	05/09/2006	30	0	30
2006-33	DEDDEH	DUMANIS	NARCOTICS	WC	D	05/10/2006	30	0	30
2006-34	DEDDEH	DUMANIS	NARCOTICS	WC	D	05/19/2006	30	0	30
2006-35	DEDDEH	DUMANIS	NARCOTICS	WC,WS,EO	H,D	05/22/2006	30	2	90
2006-36	DEDDEH	DUMANIS	NARCOTICS	WC	D	05/26/2006	30	2	90
2006-37	DEDDEH	DUMANIS	NARCOTICS	WC	D	05/31/2006	30	4	150
2006-38	DEDDEH	DUMANIS	NARCOTICS	WC	D	06/05/2006	30	1	60
2006-39	DEDDEH	GREISEN	NARCOTICS	WC	D	06/08/2006	30	0	30
2006-40	DEDDEH	DUMANIS	NARCOTICS	WC	D	06/21/2006	30	0	30
2006-41	DEDDEH	DUMANIS	NARCOTICS	WC	D	06/21/2006	30	1	60
2006-42	DEDDEH	GREISEN	NARCOTICS	WC	D	06/23/2006	30	0	30
2006-43	O'NEILL	GREISEN	NARCOTICS	WC	D	07/12/2006	30	0	30
2006-44	DEDDEH	DUMANIS	NARCOTICS	WC	D	07/12/2006	30	0	30
2006-45	DEDDEH	DUMANIS	NARCOTICS	WC	D	07/12/2006	30	0	30
2006-46	DEDDEH	DUMANIS	NARCOTICS	WC	D	07/12/2006	30	2	90
2006-47	DEDDEH	DUMANIS	NARCOTICS	WC	D	07/12/2006	30	0	30
2006-48	DEDDEH	DUMANIS	NARCOTICS	WC	D	07/12/2006	30	2	90
2006-49	DEDDEH	DUMANIS	NARCOTICS	WC,WO	D	08/02/2006	30	0	30
2006-50	DEDDEH	DUMANIS	NARCOTICS	WC	D	08/03/2006	30	0	30
2006-51	DEDDEH	DUMANIS	NARCOTICS	WC	D	08/03/2006	30	0	30
2006-52	DEDDEH	DUMANIS	NARCOTICS	WC	D	08/03/2006	30	0	30
2006-53	DEDDEH	DUMANIS	NARCOTICS	WC	D	08/08/2006	30	0	30
2006-54	DEDDEH	GREISEN	NARCOTICS	WC	D	08/09/2006	30	0	30
2006-55	DEDDEH	DUMANIS	NARCOTICS	WC	D	08/24/2006	30	1	60
2006-56	DEDDEH	DUMANIS	NARCOTICS	WC	D	08/30/2006	30	0	30
2006-57	DEDDEH	DUMANIS	NARCOTICS	WC	D	09/08/2006	30	0	30
2006-58	O'NEILL	MOSLER	NARCOTICS	WC	D	09/18/2006	30	0	30
2006-59	DEDDEH	DUMANIS	NARCOTICS	WC	D	09/21/2006	30	0	30

¹ The prosecuting official authorized the filing of the application under provisions of the state's statute. (See Table 1 for this state's statutory citation.)

² Type: WC = Cellular or Mobile Telephone (Wire), WS = Standard Telephone (Wire), WO = Other (Wire), OM = Microphone (Oral), OO = Other (Oral), ED = Digital Pager (Electronic), EE = Computer or E-Mail (Electronic), EF = Fax Machine (Electronic), EO = Other (Electronic).

³ Location: D = Portable Device, H = Personal Residence, B = Business, A = Public Area, O = Other Location, R = Roving (Relaxed Specification Order), N = Not Specified.

* The first four digits of the A.O. number represent the year in which the wiretap was terminated. Wiretaps that were terminated prior to 2006 were not reported previously because they were part of ongoing investigations.

TABLE B-1
STATE CALIFORNIA

CALENDAR YEAR 2006

**REPORT BY PROSECUTORS OF COURT-AUTHORIZED INTERCEPTS OF WIRE, ORAL, OR ELECTRONIC COMMUNICATIONS
PURSUANT TO 18 U.S.C. 2519**

A.O. Number *	Number Of Days in Oper- ation ⁴	Average Inter- cepts per Day	Number of ⁵			Costs		Number of					
			Persons Inter- cepted	Intercepts	Incrim- inating Intercepts	Total Cost in \$	Other Than Manpower in \$	Arrests	Trials	Motions to Suppress Intercepts ⁶			Persons Con- victed
										G	D	P	
SAN DIEGO (CONTINUED)													
2006-28	57	89	47	5,062	660	26,730	2,170	-	-	-	-	-	-
2006-29	30	45	100	1,336	421	30,988	5,135	-	-	-	-	-	-
2006-30	88	24	59	2,137	471	42,848	4,070	-	-	-	-	-	-
2006-31	22	19	8	410	64	RELATED TO NO. 2006-32		RELATED TO NO. 2006-7					
2006-32	22	3	3	74	18	536,450	69,450	RELATED TO NO. 2006-7					
2006-33	14	-	-	-	-	7,367	1,335	-	-	-	-	-	-
2006-34	30	146	96	4,373	481	30,988	5,135	-	-	-	-	-	-
2006-35	87	57	131	4,942	341	6,250	6,250	-	-	-	-	-	-
2006-36	76	39	194	2,928	711	35,757	3,010	-	-	-	-	-	-
2006-37	126	62	103	7,858	1,043	58,981	4,690	-	-	-	-	-	-
2006-38	51	37	82	1,888	84	25,395	3,420	-	-	-	-	-	-
2006-39	14	50	10	699	99	13,500	1,500	RELATED TO NO. 2006-42					
2006-40	28	12	23	338	16	13,900	1,835	-	-	-	-	-	-
2006-41	50	32	10	1,625	133	24,224	2,680	-	-	-	-	-	-
2006-42	30	146	25	4,392	740	15,000	1,500	7	-	-	-	-	-
2006-43	22	197	25	4,339	412	13,500	3,000	RELATED TO NO. 2006-42					
2006-44	14	41	11	571	23	7,372	1,340	-	-	-	-	-	-
2006-45	14	174	31	2,429	18	7,372	1,340	-	-	-	-	-	-
2006-46	70	-	NR	18	-	33,592	3,430	-	-	-	-	-	-
2006-47	18	78	41	1,411	238	8,997	1,650	2	-	-	-	-	1
2006-48	84	72	47	6,055	307	39,714	3,520	-	-	-	-	-	-
2006-49	30	42	36	1,274	72	2,000	2,000	-	-	-	-	-	-
2006-50	12	45	18	544	8	5,898	1,000	1	-	-	-	-	1
2006-51	30	61	29	1,836	391	12,245	-	12	-	-	-	-	9
2006-52	30	238	73	7,152	735	13,245	1,000	-	-	-	-	-	-
2006-53	30	624	489	18,731	796	3,150	3,150	2	-	-	-	-	-
2006-54	29	55	20	1,602	54	14,500	2,000	-	-	-	-	-	-
2006-55	60	196	28	11,781	263	26,943	1,090	-	-	-	-	-	-
2006-56	19	454	118	8,627	189	15,001	2,075	5	-	-	-	-	-
2006-57	27	86	29	2,331	963	12,020	1,000	9	-	-	-	-	2
2006-58	30	3	7	97	18	47,500	1,500	-	-	-	-	-	-
2006-59	30	16	11	473	45	23,824	2,280	-	-	-	-	-	-

⁴ NI indicates never installed. I indicates installed but never used. NP indicates no prosecutor's report.

⁵ NR indicates not reported or could not be determined.

⁶ Motions: G = Granted, D = Denied, P = Pending.

* The first four digits of the A.O. number represent the year in which the wiretap was terminated. Wiretaps that were terminated prior to 2006 were not reported previously because they were part of ongoing investigations.

TABLE B-1
STATE CALIFORNIA

CALENDAR YEAR 2006

**REPORT BY JUDGES OF COURT-AUTHORIZED INTERCEPTS OF WIRE, ORAL, OR ELECTRONIC COMMUNICATIONS
PURSUANT TO 18 U.S.C. 2519**

A.O. Number *	Authorizing Official		Offense Specified	Intercept		Date of Application	Authorized Length		
	Judge	Prosecutor ¹		Type ²	Location ³		Original Order (Days)	Number of Extensions	Total Length (Days)
SAN DIEGO (CONTINUED)									
2006-60	DEDDEH	DUMANIS	NARCOTICS	WC	D	09/21/2006	30	0	30
2006-61	DEDDEH	MOSLER	NARCOTICS	WC	D	09/27/2006	30	0	30
2006-62	DEDDEH	DUMANIS	NARCOTICS	WC	D	10/01/2006	30	0	30
2006-63	DEDDEH	DUMANIS	NARCOTICS	WC	D	10/05/2006	30	0	30
2006-64	DEDDEH	DUMANIS	NARCOTICS	WC	D	10/05/2006	30	2	90
2006-65	DEDDEH	DUMANIS	NARCOTICS	WC	D	10/05/2006	30	0	30
2006-66	DEDDEH	DUMANIS	NARCOTICS	WC	D	10/13/2006	30	0	30
2006-67	DEDDEH	DUMANIS	NARCOTICS	WC	D	10/17/2006	30	0	30
2006-68	DEDDEH	DUMANIS	NARCOTICS	WC	D	10/23/2006	30	0	30
2006-69	DEDDEH	DUMANIS	NARCOTICS	WC	D	10/23/2006	30	1	60
2006-70	DEDDEH	DUMANIS	NARCOTICS	WC	D	10/27/2006	30	0	30
2006-71	DEDDEH	MOSLER	NARCOTICS	WC	D	10/31/2006	30	0	30
2006-72	DEDDEH	DUMANIS	NARCOTICS	WC	D	10/31/2006	30	0	30
2006-73	DEDDEH	DUMANIS	NARCOTICS	WC	D	10/31/2006	30	0	30
2006-74	DEDDEH	DUMANIS	NARCOTICS	WC	D	10/31/2006	30	1	60
2006-75	DEDDEH	GREISEN	NARCOTICS	WC	D	11/02/2006	30	0	30
2006-76	DEDDEH	MOSLER	NARCOTICS	WC	D	11/20/2006	30	0	30
2006-77	DEDDEH	DUMANIS	NARCOTICS	WC	D	12/07/2006	30	0	30
2006-78	DEDDEH	MOSLER	NARCOTICS	WC	D	12/11/2006	30	0	30
2006-79	DEDDEH	DUMANIS	NARCOTICS	WC	D	12/29/2006	30	0	30
2006-80	DEDDEH	DUMANIS	NARCOTICS	WC	D	12/29/2006	30	0	30
SANTA BARBARA									
2006-1	ANDERSON	SNEDDON	NARCOTICS	WC,WS	D,B	08/09/2006	30	1	60
2006-2	ANDERSON	SNEDDON	NARCOTICS	WC	D	09/26/2006	30	0	30
SANTA CLARA									
2006-1	EMERSON	CARR	MURDER	WC,WS	D,H	11/21/2006	30	0	30
SHASTA									
2006-1	GALLAGHER	BENITO	NARCOTICS	WC,WS	D,H	08/15/2006	30	0	30
STANISLAUS									
2006-1	BEGEN	FLADAGER	NARCOTICS	WC,WS	D,H	01/18/2006	30	1	60
2006-2	BEGEN	FLADAGER	MURDER	WC	D	06/14/2006	30	0	30
2006-3	BEGEN	FLADAGER	NARCOTICS	WC	D	11/15/2006	30	0	30

¹ The prosecuting official authorized the filing of the application under provisions of the state's statute. (See Table 1 for this state's statutory citation.)

² Type: WC = Cellular or Mobile Telephone (Wire), WS = Standard Telephone (Wire), WO = Other (Wire), OM = Microphone (Oral), OO = Other (Oral), ED = Digital Pager (Electronic), EE = Computer or E-Mail (Electronic), EF = Fax Machine (Electronic), EO = Other (Electronic).

³ Location: D = Portable Device, H = Personal Residence, B = Business, A = Public Area, O = Other Location, R = Roving (Relaxed Specification Order), N = Not Specified.

* The first four digits of the A.O. number represent the year in which the wiretap was terminated. Wiretaps that were terminated prior to 2006 were not reported previously because they were part of ongoing investigations.

TABLE B-1
STATE CALIFORNIA

CALENDAR YEAR 2006

**REPORT BY PROSECUTORS OF COURT-AUTHORIZED INTERCEPTS OF WIRE, ORAL, OR ELECTRONIC COMMUNICATIONS
PURSUANT TO 18 U.S.C. 2519**

A.O. Number *	Number Of Days in Oper- ation ⁴	Average Inter- cepts per Day	Number of ⁵			Costs		Number of					
			Persons Inter- cepted	Intercepts	Incrim- inating Intercepts	Total Cost in \$	Other Than Manpower in \$	Arrests	Trials	Motions to Suppress Intercepts ⁶			Persons Con- victed
										G	D	P	
SAN DIEGO (CONTINUED)													
2006-60	30	44	19	1,315	53	14,416	1,490	-	-	-	-	-	-
2006-61	30	2	3	49	17	RELATED TO NO. 2006-58		-	-	-	-	-	-
2006-62	17	289	75	4,921	426	24,650	3,650	1	-	-	-	-	-
2006-63	29	288	40	8,347	607	14,000	1,500	-	-	-	-	-	-
2006-64	85	42	47	3,535	247	37,925	1,300	-	-	-	-	-	-
2006-65	25	98	33	2,462	136	12,262	1,490	-	-	-	-	-	-
2006-66	26	-	-	-	-	11,502	300	-	-	-	-	-	-
2006-67	13	8	5	109	34	7,091	1,490	-	-	-	-	-	-
2006-68	30	122	46	3,663	66	13,626	700	-	-	-	-	-	-
2006-69	54	11	22	590	127	24,268	1,000	-	-	-	-	-	-
2006-70	10	-	NR	5	-	4,460	160	-	-	-	-	-	-
2006-71	7	7	1	46	-	3,740	940	-	-	-	-	-	-
2006-72	28	5	9	128	23	12,764	700	-	-	-	-	-	-
2006-73	4	27	6	107	3	3,213	1,490	-	-	-	-	-	-
2006-74	59	67	32	3,981	285	27,512	2,090	-	-	-	-	-	-
2006-75	30	426	45	12,790	1,012	28,500	4,500	-	-	-	-	-	-
2006-76	8	70	10	563	90	4,160	960	-	-	-	-	-	-
2006-77	21	55	31	1,148	73	9,748	700	-	-	-	-	-	-
2006-78	2	3	1	6	-	1,640	840	-	-	-	-	-	-
2006-79	3	3	2	9	-	1,993	700	-	-	-	-	-	-
2006-80	3	15	7	44	-	2,783	1,490	-	-	-	-	-	-
SANTA BARBARA													
2006-1	60	100	581	6,000	95	106,681	1,975	1	-	-	-	-	-
2006-2	22	24	395	538	175	52,880	3,500	3	-	-	-	-	-
SANTA CLARA													
2006-1	18	453	191	8,154	55	145,400	9,400	3	-	-	-	-	-
SHASTA													
2006-1	19	16	75	307	6	-	-	-	-	-	-	-	-
STANISLAUS													
2006-1	57	94	278	5,338	2,664	67,500	7,500	-	-	-	-	-	-
2006-2	I	-	-	-	-	3,000	2,500	-	-	-	-	-	-
2006-3	13	22	47	289	43	33,000	3,000	-	-	-	-	-	-

⁴ NI indicates never installed. I indicates installed but never used. NP indicates no prosecutor's report.

⁵ NR indicates not reported or could not be determined.

⁶ Motions: G = Granted, D = Denied, P = Pending.

* The first four digits of the A.O. number represent the year in which the wiretap was terminated. Wiretaps that were terminated prior to 2006 were not reported previously because they were part of ongoing investigations.

TABLE B-1
STATE CALIFORNIA

CALENDAR YEAR 2006

**REPORT BY JUDGES OF COURT-AUTHORIZED INTERCEPTS OF WIRE, ORAL, OR ELECTRONIC COMMUNICATIONS
PURSUANT TO 18 U.S.C. 2519**

A.O. Number *	Authorizing Official		Offense Specified	Intercept		Date of Application	Authorized Length		
	Judge	Prosecutor ¹		Type ²	Location ³		Original Order (Days)	Number of Extensions	Total Length (Days)
VENTURA									
2006-1	SMILEY	TOTTEN	MURDER	WC,WS	D,H	01/05/2006	30	0	30
2006-2	SMILEY	TOTTEN	NARCOTICS	WC	D	02/21/2006	30	0	30
2006-3	SMILEY	TOTTEN	MURDER	WC,WS	D,H	05/16/2006	30	1	60
2006-4	SMILEY	TOTTEN	MURDER	WC	D	05/20/2006	30	0	30
2006-5	SMILEY	TOTTEN	NARCOTICS	WC	D	05/24/2006	30	0	30
2006-6	SMILEY	TOTTEN	MURDER	WC	D	05/26/2006	30	1	60
2006-7	SMILEY	TOTTEN	MURDER	WC,WS	D,H	06/26/2006	30	0	30
2006-8	SMILEY	TOTTEN	MURDER	WC	D	07/24/2006	30	0	30
2006-9	SMILEY	TOTTEN	MURDER	WC,WS	D,H	08/21/2006	30	0	30
2006-10	SMILEY	TOTTEN	MURDER	WC,WS	D,H	08/29/2006	30	0	30
2006-11	SMILEY	TOTTEN	NARCOTICS	WC	D	10/13/2006	30	1	60
2005-1	SMILEY	TOTTEN	MURDER	WS	H	05/05/2005	30	0	30

¹ The prosecuting official authorized the filing of the application under provisions of the state's statute. (See Table 1 for this state's statutory citation.)

² Type: WC = Cellular or Mobile Telephone (Wire), WS = Standard Telephone (Wire), WO = Other (Wire), OM = Microphone (Oral), OO = Other (Oral), ED = Digital Pager (Electronic), EE = Computer or E-Mail (Electronic), EF = Fax Machine (Electronic), EO = Other (Electronic).

³ Location: D = Portable Device, H = Personal Residence, B = Business, A = Public Area, O = Other Location, R = Roving (Relaxed Specification Order), N = Not Specified.

* The first four digits of the A.O. number represent the year in which the wiretap was terminated. Wiretaps that were terminated prior to 2006 were not reported previously because they were part of ongoing investigations.

TABLE B-1
STATE CALIFORNIA

CALENDAR YEAR 2006

REPORT BY PROSECUTORS OF COURT-AUTHORIZED INTERCEPTS OF WIRE, ORAL, OR ELECTRONIC COMMUNICATIONS
PURSUANT TO 18 U.S.C. 2519

A.O. Number *	Number Of Days in Oper- ation ⁴	Average Inter- cepts per Day	Number of ⁵			Costs		Number of					
			Persons Inter- cepted	Intercepts	Incrim- inating Intercepts	Total Cost in \$	Other Than Manpower in \$	Arrests	Trials	Motions to Suppress Intercepts ⁶			Persons Con- victed
										G	D	P	
VENTURA													
2006-1	30	135	634	4,057	335	189,365	8,000	-	-	-	-	-	-
2006-2	30	12	NR	368	173	25,500	9,000	2	-	-	-	-	-
2006-3	57	59	283	3,355	242	262,612	11,000	3	-	-	-	-	-
2006-4	23	146	283	3,353	241	RELATED TO NO. 2006-3		RELATED TO NO. 2006-3					
2006-5	17	24	17	413	53	18,400	8,500	-	-	-	-	-	-
2006-6	51	66	283	3,353	241	RELATED TO NO. 2006-3		RELATED TO NO. 2006-3					
2006-7	17	197	283	3,353	241	RELATED TO NO. 2006-3		RELATED TO NO. 2006-3					
2006-8	7	NR	NR	NR	NR	-	-	-	-	-	-	-	-
2006-9	19	123	472	2,345	66	60,401	13,272	1	-	-	-	-	-
2006-10	10	234	236	2,344	65	RELATED TO NO. 2006-9		RELATED TO NO. 2006-9					
2006-11	60	22	NR	1,295	17	68,394	4,400	-	-	-	-	-	-
2005-1	30	60	350	1,800	130	66,813	5,100	4	1	-	-	-	2

⁴ NI indicates never installed. I indicates installed but never used. NP indicates no prosecutor's report.

⁵ NR indicates not reported or could not be determined.

⁶ Motions: G = Granted, D = Denied, P = Pending.

* The first four digits of the A.O. number represent the year in which the wiretap was terminated. Wiretaps that were terminated prior to 2006 were not reported previously because they were part of ongoing investigations.

TABLE B-1
STATE COLORADO

CALENDAR YEAR 2006

**REPORT BY JUDGES OF COURT-AUTHORIZED INTERCEPTS OF WIRE, ORAL, OR ELECTRONIC COMMUNICATIONS
PURSUANT TO 18 U.S.C. 2519**

A.O. Number *	Authorizing Official		Offense Specified	Intercept		Date of Application	Authorized Length		
	Judge	Prosecutor ¹		Type ²	Location ³		Original Order (Days)	Number of Extensions	Total Length (Days)
1ST JUDICIAL DISTRICT (JEFFERSON)									
2006-1	ENQUIST	STOREY	NARCOTICS	WC	D	06/19/2006	30	1	60
2006-2	ENQUIST	STOREY	NARCOTICS	WC	D	07/06/2006	30	1	60
2006-3	ENQUIST	STOREY	NARCOTICS	WC	D	07/06/2006	30	1	60
2006-4	MUNSINGER	STOREY	NARCOTICS	WC	D	09/13/2006	30	1	60
2ND JUDICIAL DISTRICT (DENVER)									
2006-1	BAYLESS	MORRISSEY	NARCOTICS	WC	D	03/07/2006	30	0	30
2006-2	BAYLESS	MORRISSEY	NARCOTICS	WC	D	03/27/2006	30	0	30
2006-3	BAYLESS	MORRISSEY	NARCOTICS	WC	D	04/13/2006	30	1	60
2006-4	BAYLESS	MORRISSEY	NARCOTICS	WC	D	05/02/2006	30	0	30
2006-5	BAYLESS	MORRISSEY	NARCOTICS	WC	D	06/08/2006	30	0	30
2006-6	NAVES	MORRISSEY	NARCOTICS	WC	D	08/09/2006	30	1	60
2006-7	NAVES	MORRISSEY	NARCOTICS	WC	D	09/05/2006	30	0	30
4TH JUDICIAL DISTRICT (EL PASO)									
2006-1	MARTINEZ	NEWSOME	NARCOTICS	WC	D	02/03/2006	30	0	30
2006-2	MARTINEZ	NEWSOME	NARCOTICS	WC	D	02/10/2006	30	0	30
2006-3	MARTINEZ	NEWSOME	NARCOTICS	WC	D	02/10/2006	30	0	30
2006-4	MARTINEZ	NEWSOME	MURDER	WS	H	02/13/2006	30	0	30
2006-5	MARTINEZ	NEWSOME	MURDER	WS	H	02/13/2006	30	0	30
2006-6	MARTINEZ	NEWSOME	MURDER	WS	H	02/13/2006	30	0	30
2006-7	MARTINEZ	NEWSOME	MURDER	WC	D	02/13/2006	30	0	30
2006-8	MARTINEZ	NEWSOME	MURDER	WC	D	02/13/2006	30	0	30
2006-9	MARTINEZ	NEWSOME	MURDER	WC	D	02/13/2006	30	0	30
2006-10	MARTINEZ	NEWSOME	MURDER	WC	D	02/13/2006	30	0	30
2006-11	MARTINEZ	NEWSOME	NARCOTICS	WC	D	02/21/2006	30	0	30
2006-12	MARTINEZ	NEWSOME	NARCOTICS	WC	D	04/18/2006	30	0	30
2006-13	MARTINEZ	NEWSOME	NARCOTICS	WC	D	05/11/2006	30	0	30
2006-14	MARTINEZ	NEWSOME	NARCOTICS	WC	D	05/11/2006	30	0	30
2006-15	MARTINEZ	NEWSOME	NARCOTICS	WC	D	05/17/2006	30	0	30
2006-16	MARTINEZ	NEWSOME	NARCOTICS	WC	D	05/24/2006	30	0	30
2006-17	MARTINEZ	NEWSOME	NARCOTICS	WC	D	06/01/2006	30	0	30
2006-18	MARTINEZ	NEWSOME	NARCOTICS	WC	D	06/07/2006	30	0	30
2006-19	MARTINEZ	NEWSOME	NARCOTICS	WC	D	06/07/2006	30	0	30

¹ The prosecuting official authorized the filing of the application under provisions of the state's statute. (See Table 1 for this state's statutory citation.)

² Type: WC = Cellular or Mobile Telephone (Wire), WS = Standard Telephone (Wire), WO = Other (Wire), OM = Microphone (Oral), OO = Other (Oral), ED = Digital Pager (Electronic), EE = Computer or E-Mail (Electronic), EF = Fax Machine (Electronic), EO = Other (Electronic).

³ Location: D = Portable Device, H = Personal Residence, B = Business, A = Public Area, O = Other Location, R = Roving (Relaxed Specification Order), N = Not Specified.

* The first four digits of the A.O. number represent the year in which the wiretap was terminated. Wiretaps that were terminated prior to 2006 were not reported previously because they were part of ongoing investigations.

TABLE B-1
STATE COLORADO

CALENDAR YEAR 2006

**REPORT BY PROSECUTORS OF COURT-AUTHORIZED INTERCEPTS OF WIRE, ORAL, OR ELECTRONIC COMMUNICATIONS
PURSUANT TO 18 U.S.C. 2519**

A.O. Number *	Number Of Days in Oper- ation ⁴	Average Inter- cepts per Day	Number of ⁵			Costs		Number of						
			Persons Inter- cepted	Intercepts	Incrim- inating Intercepts	Total Cost in \$	Other Than Manpower in \$	Arrests	Trials	Motions to Suppress Intercepts ⁶			Persons Con- victed	
										G	D	P		
1ST JUDICIAL DISTRICT (JEFFERSON)														
2006-1	60	72	87	4,318	551	202,000	2,000	19	-	-	-	-	-	
2006-2	60	154	200	9,210	590	RELATED TO NO. 2006-1		RELATED TO NO. 2006-1						
2006-3	60	225	287	13,528	1,141	RELATED TO NO. 2006-1		RELATED TO NO. 2006-1						
2006-4	60	26	30	1,550	205	82,000	7,000	-	-	-	-	-	-	
2ND JUDICIAL DISTRICT (DENVER)														
2006-1	30	33	50	988	322	14,446	2,500	47	-	-	-	-	-	
2006-2	12	1	1	8	2	1,750	1,750	RELATED TO NO. 2006-1						
2006-3	60	50	50	3,017	1,317	60,672	2,500	RELATED TO NO. 2006-1						
2006-4	30	63	25	1,885	271	14,796	2,500	RELATED TO NO. 2006-1						
2006-5	30	89	25	2,659	9	19,116	2,500	RELATED TO NO. 2006-1						
2006-6	39	36	50	1,395	415	25,188	2,500	RELATED TO NO. 2006-1						
2006-7	16	26	30	408	104	8,172	2,500	RELATED TO NO. 2006-1						
4TH JUDICIAL DISTRICT (EL PASO)														
2006-1	17	59	29	998	285	15,466	2,850	9	-	-	-	-	-	
2006-2	NI	-	-	-	-	-	-	-	-	-	-	-	-	
2006-3	12	9	26	104	18	8,888	2,200	5	-	-	-	-	-	
2006-4	28	16	62	458	3	20,258	8,075	3	-	-	-	-	-	
2006-5	28	3	4	94	-	RELATED TO NO. 2006-4		RELATED TO NO. 2006-4						
2006-6	28	14	37	385	37	RELATED TO NO. 2006-4		RELATED TO NO. 2006-4						
2006-7	28	26	75	732	21	RELATED TO NO. 2006-4		RELATED TO NO. 2006-4						
2006-8	28	40	88	1,112	98	RELATED TO NO. 2006-4		RELATED TO NO. 2006-4						
2006-9	28	24	33	679	54	RELATED TO NO. 2006-4		RELATED TO NO. 2006-4						
2006-10	28	5	60	142	95	RELATED TO NO. 2006-4		RELATED TO NO. 2006-4						
2006-11	30	91	32	2,733	1,008	23,541	2,565	9	-	-	-	-	-	
2006-12	30	39	67	1,163	405	52,360	2,200	5	-	-	-	-	-	
2006-13	30	-	-	-	-	20,560	2,200	RELATED TO NO. 2006-14						
2006-14	30	33	78	998	116	32,450	2,200	5	-	-	-	-	-	
2006-15	NI	-	-	-	-	-	-	-	-	-	-	-	-	
2006-16	30	46	30	1,373	72	28,405	2,565	-	-	-	-	-	-	
2006-17	27	65	55	1,753	409	RELATED TO NO. 2006-18		3	-	-	-	-	-	
2006-18	30	35	55	1,040	376	46,748	1,775	5	-	-	-	-	-	
2006-19	30	70	55	2,087	2,087	RELATED TO NO. 2006-18		RELATED TO NO. 2006-18						

⁴ NI indicates never installed. I indicates installed but never used. NP indicates no prosecutor's report.

⁵ NR indicates not reported or could not be determined.

⁶ Motions: G = Granted, D = Denied, P = Pending.

* The first four digits of the A.O. number represent the year in which the wiretap was terminated. Wiretaps that were terminated prior to 2006 were not reported previously because they were part of ongoing investigations.

TABLE B-1
STATE COLORADO

CALENDAR YEAR 2006

**REPORT BY JUDGES OF COURT-AUTHORIZED INTERCEPTS OF WIRE, ORAL, OR ELECTRONIC COMMUNICATIONS
PURSUANT TO 18 U.S.C. 2519**

A.O. Number *	Authorizing Official		Offense Specified	Intercept		Date of Application	Authorized Length		
	Judge	Prosecutor ¹		Type ²	Location ³		Original Order (Days)	Number of Extensions	Total Length (Days)
4TH JUDICIAL DISTRICT (EL PASO) (CONTINUED)									
2006-20	MARTINEZ	NEWSOME	NARCOTICS	WC	D	08/31/2006	30	0	30
2006-21	MARTINEZ	NEWSOME	NARCOTICS	WC	D	10/17/2006	30	1	60
2006-22	MARTINEZ	NEWSOME	NARCOTICS	WC	D	11/01/2006	30	0	30
2006-23	MARTINEZ	NEWSOME	NARCOTICS	WC	D	11/08/2006	30	0	30
2006-24	MARTINEZ	NEWSOME	NARCOTICS	WC	D	11/18/2006	30	0	30
21ST JUDICIAL DISTRICT (MESA)									
2006-1	BOTTGER	RUBINSTEIN	NARCOTICS	WC	D	01/29/2006	30	1	60
2006-2	BOTTGER	RUBINSTEIN	NARCOTICS	WC	D	01/29/2006	30	1	60
2006-3	BOTTGER	RUBINSTEIN	NARCOTICS	WC	D	02/07/2006	30	1	60
2006-4	BOTTGER	RUBINSTEIN	NARCOTICS	WC	D	02/27/2006	30	0	30
2006-5	BOTTGER	RUBINSTEIN	NARCOTICS	WC	D	10/26/2006	30	0	30
2006-6	BOTTGER	RUBINSTEIN	NARCOTICS	WC	D	11/02/2006	30	0	30
9TH JUDICIAL DISTRICT (GARFIELD, PITKIN, RIO BLANCO)									
2006-1	PETRE	BEESON	NARCOTICS	WC	D	06/29/2006	30	1	60
2006-2	PETRE	BEESON	NARCOTICS	WC	D	08/07/2006	30	1	60

¹ The prosecuting official authorized the filing of the application under provisions of the state's statute. (See Table 1 for this state's statutory citation.)

² Type: WC = Cellular or Mobile Telephone (Wire), WS = Standard Telephone (Wire), WO = Other (Wire), OM = Microphone (Oral), OO = Other (Oral), ED = Digital Pager (Electronic), EE = Computer or E-Mail (Electronic), EF = Fax Machine (Electronic), EO = Other (Electronic).

³ Location: D = Portable Device, H = Personal Residence, B = Business, A = Public Area, O = Other Location, R = Roving (Relaxed Specification Order), N = Not Specified.

* The first four digits of the A.O. number represent the year in which the wiretap was terminated. Wiretaps that were terminated prior to 2006 were not reported previously because they were part of ongoing investigations.

TABLE B-1
STATE COLORADO

CALENDAR YEAR 2006

REPORT BY PROSECUTORS OF COURT-AUTHORIZED INTERCEPTS OF WIRE, ORAL, OR ELECTRONIC COMMUNICATIONS
PURSUANT TO 18 U.S.C. 2519

A.O. Number *	Number Of Days in Oper- ation ⁴	Average Inter- cepts per Day	Number of ⁵			Costs		Number of					
			Persons Inter- cepted	Intercepts	Incrim- inating Intercepts	Total Cost in \$	Other Than Manpower in \$	Arrests	Trials	Motions to Suppress Intercepts ⁶			Persons Con- victed
										G	D	P	
4TH JUDICIAL DISTRICT (EL PASO) (CONTINUED)													
2006-20	30	295	81	8,858	731	47,440	2,600	-	-	-	-	-	-
2006-21	60	25	41	1,494	326	50,473	5,500	-	-	-	-	-	-
2006-22	30	77	17	2,317	373	23,726	2,750	-	-	-	-	-	-
2006-23	30	66	36	1,971	304	RELATED TO NO. 2006-24		-	-	-	-	-	-
2006-24	30	27	35	820	188	47,723	2,750	-	-	-	-	-	-
21ST JUDICIAL DISTRICT (MESA)													
2006-1	53	98	27	5,172	876	203,067	28,794	35	1	-	1	1	31
2006-2	59	133	48	7,873	1,335	RELATED TO NO. 2006-1		7	-	-	-	-	7
2006-3	44	52	27	2,304	389	RELATED TO NO. 2006-1		-	-	-	-	-	-
2006-4	25	39	14	984	164	RELATED TO NO. 2006-1		-	-	-	-	-	-
2006-5	14	9	6	127	16	55,021	5,250	-	-	-	-	-	-
2006-6	19	22	15	421	101	51,111	5,000	-	-	-	-	-	-
9TH JUDICIAL DISTRICT (GARFIELD, PITKIN, RIO BLANCO)													
2006-1	59	103	274	6,060	401	73,676	36,860	-	-	-	-	-	-
2006-2	52	28	131	1,459	354	-	-	-	-	-	-	-	-

⁴ NI indicates never installed. I indicates installed but never used. NP indicates no prosecutor's report.

⁵ NR indicates not reported or could not be determined.

⁶ Motions: G = Granted, D = Denied, P = Pending.

* The first four digits of the A.O. number represent the year in which the wiretap was terminated. Wiretaps that were terminated prior to 2006 were not reported previously because they were part of ongoing investigations.

TABLE B-1
STATE CONNECTICUT

CALENDAR YEAR 2006

**REPORT BY JUDGES OF COURT-AUTHORIZED INTERCEPTS OF WIRE, ORAL, OR ELECTRONIC COMMUNICATIONS
PURSUANT TO 18 U.S.C. 2519**

A.O. Number *	Authorizing Official		Offense Specified	Intercept		Date of Application	Authorized Length		
	Judge	Prosecutor ¹		Type ²	Location ³		Original Order (Days)	Number of Extensions	Total Length (Days)
NEW HAVEN									
2006-1	MULLARKEY	DEARINGTON	NARCOTICS	WC	D	11/30/2006	15	0	15
2006-2	MULLARKEY	DEARINGTON	NARCOTICS	WC	D	11/30/2006	15	0	15

¹ The prosecuting official authorized the filing of the application under provisions of the state's statute. (See Table 1 for this state's statutory citation.)

² Type: WC = Cellular or Mobile Telephone (Wire), WS = Standard Telephone (Wire), WO = Other (Wire), OM = Microphone (Oral), OO = Other (Oral), ED = Digital Pager (Electronic), EE = Computer or E-Mail (Electronic), EF = Fax Machine (Electronic), EO = Other (Electronic).

³ Location: D = Portable Device, H = Personal Residence, B = Business, A = Public Area, O = Other Location, R = Roving (Relaxed Specification Order), N = Not Specified.

* The first four digits of the A.O. number represent the year in which the wiretap was terminated. Wiretaps that were terminated prior to 2006 were not reported previously because they were part of ongoing investigations.

TABLE B-1

STATE CONNECTICUT

CALENDAR YEAR 2006

**REPORT BY PROSECUTORS OF COURT-AUTHORIZED INTERCEPTS OF WIRE, ORAL, OR ELECTRONIC COMMUNICATIONS
PURSUANT TO 18 U.S.C. 2519**

A.O. Number *	Number Of Days in Oper- ation ⁴	Average Inter- cepts per Day	Number of ⁵			Costs		Number of					
			Persons Inter- cepted	Intercepts	Incrim- inating Intercepts	Total Cost in \$	Other Than Manpower in \$	Arrests	Trials	Motions to Suppress Intercepts ⁶			Persons Con- victed
										G	D	P	
NEW HAVEN													
2006-1	6	52	50	309	62	9,000	3,500	-	-	-	-	-	-
2006-2	6	99	50	596	64	RELATED TO NO. 2006-1		-	-	-	-	-	-

⁴ NI indicates never installed. I indicates installed but never used. NP indicates no prosecutor's report.

⁵ NR indicates not reported or could not be determined.

⁶ Motions: G = Granted, D = Denied, P = Pending.

* The first four digits of the A.O. number represent the year in which the wiretap was terminated. Wiretaps that were terminated prior to 2006 were not reported previously because they were part of ongoing investigations.

TABLE B-1
STATE FLORIDA

CALENDAR YEAR 2006

**REPORT BY JUDGES OF COURT-AUTHORIZED INTERCEPTS OF WIRE, ORAL, OR ELECTRONIC COMMUNICATIONS
PURSUANT TO 18 U.S.C. 2519**

A.O. Number *	Authorizing Official		Offense Specified	Intercept		Date of Application	Authorized Length		
	Judge	Prosecutor ¹		Type ²	Location ³		Original Order (Days)	Number of Extensions	Total Length (Days)
1ST JUDICIAL CIRCUIT (ESCAMBRIA)									
2006-1	ALLEN	EDDINS	NARCOTICS	WC	D	02/10/2006	30	0	30
2006-2	ALLEN	EDDINS	NARCOTICS	WC	D	02/15/2006	30	1	60
2006-3	ALLEN	EDDINS	NARCOTICS	WC	D	03/22/2006	30	0	30
2006-4	ALLEN	EDDINS	NARCOTICS	WC	D	03/22/2006	30	0	30
2006-5	WILLIAMS	EDDINS	NARCOTICS	WC	D	07/13/2006	30	1	60
2006-6	WILLIAMS	EDDINS	NARCOTICS	WC	D	07/13/2006	30	1	60
2006-7	WILLIAMS	EDDINS	NARCOTICS	WC	D	07/27/2006	30	0	30
2006-8	WILLIAMS	EDDINS	NARCOTICS	WC	D	07/27/2006	30	1	60
2006-9	WILLIAMS	EDDINS	NARCOTICS	WC	D	08/03/2006	30	0	30
2006-10	WILLIAMS	EDDINS	NARCOTICS	WC	D	08/16/2006	30	0	30
2006-11	WILLIAMS	EDDINS	NARCOTICS	WC	D	08/29/2006	30	0	30
4TH JUDICIAL CIRCUIT (DUVAL)									
2006-1	WALLACE	SHORSTEIN	NARCOTICS	WC	D	03/08/2006	30	0	30
2006-2	WALLACE	SHORSTEIN	NARCOTICS	WC	D	03/08/2006	30	1	60
2006-3	WALLACE	SHORSTEIN	NARCOTICS	WC	D	03/08/2006	30	0	30
2006-4	WALLACE	SHORSTEIN	NARCOTICS	WC	D	04/06/2006	30	0	30
2006-5	WALLACE	SHORSTEIN	NARCOTICS	WC	D	04/06/2006	30	0	30
2006-6	WALLACE	SHORSTEIN	NARCOTICS	WC	D	04/06/2006	30	0	30
2006-7	WALLACE	SHORSTEIN	NARCOTICS	WC	D	04/12/2006	30	0	30
2006-8	WALLACE	SHORSTEIN	NARCOTICS	WC	D	04/12/2006	30	0	30
2006-9	WALLACE	SHORSTEIN	NARCOTICS	WC	D	04/12/2006	30	1	60
2006-10	WALLACE	SHORSTEIN	NARCOTICS	WC	D	04/27/2006	30	0	30
2006-11	WALLACE	SHORSTEIN	NARCOTICS	WC	D	04/27/2006	30	0	30
2006-12	WALLACE	SHORSTEIN	NARCOTICS	WC	D	04/27/2006	30	0	30
2006-13	WALLACE	SHORSTEIN	NARCOTICS	WC	D	05/08/2006	30	0	30
2006-14	WALLACE	SHORSTEIN	NARCOTICS	WC	D	05/08/2006	30	0	30
2006-15	DEARING	SHORSTEIN	NARCOTICS	WC	D	06/22/2006	30	1	60
2006-16	DEARING	SHORSTEIN	NARCOTICS	WC	D	06/22/2006	30	0	30
2006-17	DEARING	SHORSTEIN	NARCOTICS	WC	D	06/22/2006	30	0	30
2006-18	GOODING	SHORSTEIN	NARCOTICS	WC	D	06/22/2006	30	2	90
2006-19	GOODING	SHORSTEIN	NARCOTICS	WC	D	06/22/2006	30	2	90
2006-20	GOODING	SHORSTEIN	NARCOTICS	WC	D	06/22/2006	30	0	30

¹ The prosecuting official authorized the filing of the application under provisions of the state's statute. (See Table 1 for this state's statutory citation.)

² Type: WC = Cellular or Mobile Telephone (Wire), WS = Standard Telephone (Wire), WO = Other (Wire), OM = Microphone (Oral), OO = Other (Oral), ED = Digital Pager (Electronic), EE = Computer or E-Mail (Electronic), EF = Fax Machine (Electronic), EO = Other (Electronic).

³ Location: D = Portable Device, H = Personal Residence, B = Business, A = Public Area, O = Other Location, R = Roving (Relaxed Specification Order), N = Not Specified.

* The first four digits of the A.O. number represent the year in which the wiretap was terminated. Wiretaps that were terminated prior to 2006 were not reported previously because they were part of ongoing investigations.

TABLE B-1
STATE FLORIDA

CALENDAR YEAR 2006

**REPORT BY PROSECUTORS OF COURT-AUTHORIZED INTERCEPTS OF WIRE, ORAL, OR ELECTRONIC COMMUNICATIONS
PURSUANT TO 18 U.S.C. 2519**

A.O. Number *	Number Of Days in Oper- ation ⁴	Average Inter- cepts per Day	Number of ⁵			Costs		Number of					
			Persons Inter- cepted	Intercepts	Incrim- inating Intercepts	Total Cost in \$	Other Than Manpower in \$	Arrests	Trials	Motions to Suppress Intercepts ⁶			Persons Con- victed
										G	D	P	
1ST JUDICIAL CIRCUIT (ESCAMBRIA)													
2006-1	NI	-	-	-	-	-	-	-	-	-	-	-	-
2006-2	48	159	62	7,645	1,627	158,688	100,000	23	-	-	-	-	13
2006-3	14	8	6	119	87	RELATED TO NO. 2006-2		RELATED TO NO. 2006-2					
2006-4	14	132	27	1,844	694	RELATED TO NO. 2006-2		RELATED TO NO. 2006-2					
2006-5	58	68	240	3,920	902	350,000	100,000	63	-	-	-	-	-
2006-6	58	9	65	524	67	RELATED TO NO. 2006-5		RELATED TO NO. 2006-5					
2006-7	30	75	230	2,260	74	RELATED TO NO. 2006-5		RELATED TO NO. 2006-5					
2006-8	58	38	179	2,177	188	RELATED TO NO. 2006-5		RELATED TO NO. 2006-5					
2006-9	6	14	13	87	8	RELATED TO NO. 2006-5		RELATED TO NO. 2006-5					
2006-10	24	83	195	1,990	133	RELATED TO NO. 2006-5		RELATED TO NO. 2006-5					
2006-11	10	170	85	1,700	50	RELATED TO NO. 2006-5		RELATED TO NO. 2006-5					
4TH JUDICIAL CIRCUIT (DUVAL)													
2006-1	28	59	126	1,645	156	200,867	175,000	14	-	-	-	-	3
2006-2	45	151	289	6,791	351	RELATED TO NO. 2006-1		RELATED TO NO. 2006-1					
2006-3	26	4	14	93	-	RELATED TO NO. 2006-1		RELATED TO NO. 2006-1					
2006-4	15	90	139	1,345	155	RELATED TO NO. 2006-1		RELATED TO NO. 2006-1					
2006-5	16	41	98	662	59	RELATED TO NO. 2006-1		RELATED TO NO. 2006-1					
2006-6	20	114	103	2,273	148	RELATED TO NO. 2006-1		RELATED TO NO. 2006-1					
2006-7	10	212	80	2,119	109	RELATED TO NO. 2006-1		RELATED TO NO. 2006-1					
2006-8	10	10	9	98	34	RELATED TO NO. 2006-1		RELATED TO NO. 2006-1					
2006-9	26	58	56	1,511	103	RELATED TO NO. 2006-1		RELATED TO NO. 2006-1					
2006-10	23	10	19	228	64	RELATED TO NO. 2006-1		RELATED TO NO. 2006-1					
2006-11	21	64	108	1,347	88	RELATED TO NO. 2006-1		RELATED TO NO. 2006-1					
2006-12	20	43	54	869	56	RELATED TO NO. 2006-1		RELATED TO NO. 2006-1					
2006-13	20	14	18	277	24	RELATED TO NO. 2006-1		RELATED TO NO. 2006-1					
2006-14	10	62	26	619	32	RELATED TO NO. 2006-1		RELATED TO NO. 2006-1					
2006-15	60	109	76	6,558	350	250,000	50,000	10	-	-	-	-	-
2006-16	30	199	29	5,984	180	RELATED TO NO. 2006-15		RELATED TO NO. 2006-15					
2006-17	30	4	2	114	5	RELATED TO NO. 2006-15		RELATED TO NO. 2006-15					
2006-18	82	52	50	4,257	3,200	200,867	175,000	11	-	-	-	-	-
2006-19	84	33	20	2,748	2,100	RELATED TO NO. 2006-18		RELATED TO NO. 2006-18					
2006-20	21	3	8	68	40	RELATED TO NO. 2006-18		RELATED TO NO. 2006-18					

⁴ NI indicates never installed. I indicates installed but never used. NP indicates no prosecutor's report.

⁵ NR indicates not reported or could not be determined.

⁶ Motions: G = Granted, D = Denied, P = Pending.

* The first four digits of the A.O. number represent the year in which the wiretap was terminated. Wiretaps that were terminated prior to 2006 were not reported previously because they were part of ongoing investigations.

TABLE B-1
STATE FLORIDA

CALENDAR YEAR 2006

**REPORT BY JUDGES OF COURT-AUTHORIZED INTERCEPTS OF WIRE, ORAL, OR ELECTRONIC COMMUNICATIONS
PURSUANT TO 18 U.S.C. 2519**

A.O. Number *	Authorizing Official		Offense Specified	Intercept		Date of Application	Authorized Length		
	Judge	Prosecutor ¹		Type ²	Location ³		Original Order (Days)	Number of Extensions	Total Length (Days)
4TH JUDICIAL CIRCUIT (DUVAL) (CONTINUED)									
2006-21	DEARING	SHORSTEIN	NARCOTICS	WC	D	07/05/2006	30	1	60
2006-22	GOODING	SHORSTEIN	NARCOTICS	WC	D	07/13/2006	30	0	30
2006-23	GOODING	SHORSTEIN	NARCOTICS	WC	D	07/14/2006	30	0	30
2006-24	DEARING	SHORSTEIN	NARCOTICS	WC	D	07/21/2006	30	1	60
2006-25	GOODING	SHORSTEIN	NARCOTICS	WC	D	08/01/2006	30	0	30
2006-26	GOODING	SHORSTEIN	NARCOTICS	WC	D	08/01/2006	30	0	30
2006-27	GOODING	SHORSTEIN	NARCOTICS	WC	D	08/01/2006	30	0	30
2006-28	GOODING	SHORSTEIN	NARCOTICS	WC	D	08/01/2006	30	0	30
2006-29	DEARING	SHORSTEIN	NARCOTICS	WC	D	08/03/2006	30	1	60
2006-30	DEARING	SHORSTEIN	NARCOTICS	WC	D	08/03/2006	30	1	60
2006-31	GOODING	SHORSTEIN	NARCOTICS	WC	D	08/15/2006	30	0	30
2006-32	DEARING	SHORSTEIN	NARCOTICS	WC	D	08/22/2006	30	1	60
2006-33	DEARING	SHORSTEIN	NARCOTICS	WC	D	09/06/2006	30	1	60
2006-34	DEARING	SHORSTEIN	NARCOTICS	WC	D	09/14/2006	30	0	30
5TH JUDICIAL CIRCUIT (LAKE/MARION)									
2006-1	JOHNSON	KING	NARCOTICS	WC	D	06/26/2006	30	0	30
2006-2	JOHNSON	KING	NARCOTICS	WC	D	11/17/2006	30	0	30
2006-3	JOHNSON	KING	NARCOTICS	WC	D	11/17/2006	30	0	30
8TH JUDICIAL CIRCUIT (ALACHUA)									
2006-1	LOTT	CERVONE	NARCOTICS	WC	D	06/14/2006	30	0	30
9TH JUDICIAL CIRCUIT (ORANGE/OSCEOLA)									
2006-1	TURNER	LAMAR	KIDNAPPING	WC,WS	D,H	01/28/2006	30	0	30
2006-2	TURNER	LAMAR	KIDNAPPING	WC	D	02/13/2006	30	0	30
2006-3	KOMANSKI	GRAHAM	NARCOTICS	WC	D	02/13/2006	30	0	30
2006-4	KOMANSKI	GRAHAM	NARCOTICS	WC	D	03/16/2006	30	0	30
2006-5	RODRIGUEZ	WEDGE-MCMILLEN	RACKETEERING	WC	D	04/04/2006	30	0	30
2006-6	KEST	WEDGE-MCMILLEN	RACKETEERING	WS	B	08/04/2006	30	1	60
15TH JUDICIAL CIRCUIT (PALM BEACH)									
2006-1	CORLEW	KRISCHER	NARCOTICS	WC	D	10/20/2006	30	0	30
2006-2	CORLEW	KRISCHER	NARCOTICS	WC	D	10/20/2006	30	0	30
2006-3	CORLEW	KRISCHER	NARCOTICS	WC	D	10/23/2006	30	0	30

¹ The prosecuting official authorized the filing of the application under provisions of the state's statute. (See Table 1 for this state's statutory citation.)

² Type: WC = Cellular or Mobile Telephone (Wire), WS = Standard Telephone (Wire), WO = Other (Wire), OM = Microphone (Oral), OO = Other (Oral), ED = Digital Pager (Electronic), EE = Computer or E-Mail (Electronic), EF = Fax Machine (Electronic), EO = Other (Electronic).

³ Location: D = Portable Device, H = Personal Residence, B = Business, A = Public Area, O = Other Location, R = Roving (Relaxed Specification Order), N = Not Specified.

* The first four digits of the A.O. number represent the year in which the wiretap was terminated. Wiretaps that were terminated prior to 2006 were not reported previously because they were part of ongoing investigations.

TABLE B-1
STATE FLORIDA

CALENDAR YEAR 2006

**REPORT BY PROSECUTORS OF COURT-AUTHORIZED INTERCEPTS OF WIRE, ORAL, OR ELECTRONIC COMMUNICATIONS
PURSUANT TO 18 U.S.C. 2519**

A.O. Number *	Number Of Days in Oper- ation ⁴	Average Inter- cepts per Day	Number of ⁵			Costs		Number of						
			Persons Inter- cepted	Intercepts	Incrim- inating Intercepts	Total Cost in \$	Other Than Manpower in \$	Arrests	Trials	Motions to Suppress Intercepts ⁶			Persons Con- victed	
										G	D	P		
4TH JUDICIAL CIRCUIT (DUVAL) (CONTINUED)														
2006-21	56	66	62	3,683	191	RELATED TO NO. 2006-15	RELATED TO NO. 2006-15							
2006-22	30	111	42	3,333	2,400	RELATED TO NO. 2006-18	RELATED TO NO. 2006-18							
2006-23	25	65	31	1,633	1,420	RELATED TO NO. 2006-18	RELATED TO NO. 2006-18							
2006-24	60	40	25	2,425	82	RELATED TO NO. 2006-15	RELATED TO NO. 2006-15							
2006-25	NI	-	-	-	-	-	-	-	-	-	-	-	-	
2006-26	27	23	5	633	420	RELATED TO NO. 2006-18	RELATED TO NO. 2006-18							
2006-27	27	290	57	7,839	7,000	RELATED TO NO. 2006-18	RELATED TO NO. 2006-18							
2006-28	NI	-	-	-	-	-	-	-	-	-	-	-	-	
2006-29	60	62	62	3,743	491	RELATED TO NO. 2006-15	RELATED TO NO. 2006-15							
2006-30	60	113	86	6,770	237	RELATED TO NO. 2006-15	RELATED TO NO. 2006-15							
2006-31	28	31	7	873	720	RELATED TO NO. 2006-18	RELATED TO NO. 2006-18							
2006-32	53	15	23	807	96	RELATED TO NO. 2006-15	RELATED TO NO. 2006-15							
2006-33	43	124	66	5,336	262	RELATED TO NO. 2006-15	RELATED TO NO. 2006-15							
2006-34	30	30	13	913	113	RELATED TO NO. 2006-15	RELATED TO NO. 2006-15							
5TH JUDICIAL CIRCUIT (LAKE/MARION)														
2006-1	17	36	NR	604	32	70,000	2,500	18	-	-	-	-	-	
2006-2	17	106	NR	1,800	119	RELATED TO NO. 2006-1	RELATED TO NO. 2006-1							
2006-3	17	106	NR	1,800	149	RELATED TO NO. 2006-1	RELATED TO NO. 2006-1							
8TH JUDICIAL CIRCUIT (ALACHUA)														
2006-1	23	14	7	314	6	500,040	480	2	-	-	-	-	-	
9TH JUDICIAL CIRCUIT (ORANGE/OSCEOLA)														
2006-1	9	27	87	239	-	35,040	2,400	-	-	-	-	-	-	
2006-2	2	16	5	32	-	3,294	1,200	-	-	-	-	-	-	
2006-3	30	64	10	1,925	173	54,166	4,500	6	-	-	-	-	-	
2006-4	30	44	6	1,331	219	38,020	2,500	3	-	-	-	-	-	
2006-5	30	322	534	9,652	284	28,500	3,500	-	-	-	-	-	-	
2006-6	60	818	7,051	49,091	1,889	91,500	3,500	-	-	-	-	-	-	
15TH JUDICIAL CIRCUIT (PALM BEACH)														
2006-1	4	16	28	63	-	79,748	6,460	-	-	-	-	-	-	
2006-2	4	3	9	12	-	RELATED TO NO. 2006-1	- - - - -							
2006-3	2	36	31	73	-	RELATED TO NO. 2006-1	- - - - -							

⁴ NI indicates never installed. I indicates installed but never used. NP indicates no prosecutor's report.

⁵ NR indicates not reported or could not be determined.

⁶ Motions: G = Granted, D = Denied, P = Pending.

* The first four digits of the A.O. number represent the year in which the wiretap was terminated. Wiretaps that were terminated prior to 2006 were not reported previously because they were part of ongoing investigations.

TABLE B-1
STATE FLORIDA

CALENDAR YEAR 2006

**REPORT BY JUDGES OF COURT-AUTHORIZED INTERCEPTS OF WIRE, ORAL, OR ELECTRONIC COMMUNICATIONS
PURSUANT TO 18 U.S.C. 2519**

A.O. Number *	Authorizing Official		Offense Specified	Intercept		Date of Application	Authorized Length		
	Judge	Prosecutor ¹		Type ²	Location ³		Original Order (Days)	Number of Extensions	Total Length (Days)
17TH JUDICIAL CIRCUIT (BROWARD)									
2006-1	LYNCH	SATZ	RACKETEERING	WC	D	12/19/2005	30	1	60
2006-2	LYNCH	SATZ	RACKETEERING	WC	D	06/23/2006	30	0	30
2006-3	ROSS	SATZ	RACKETEERING	WC	D	07/14/2006	30	0	30
2006-4	GREENE	SATZ	RACKETEERING	WC	D	08/22/2006	30	0	30
18TH JUDICIAL CIRCUIT (BREVARD/SEMINOLE)									
2006-1	MCINTOSH	WOLFINGER	NARCOTICS	WC	D	01/06/2006	30	1	60
2006-2	MCINTOSH	WOLFINGER	NARCOTICS	WC	D	01/13/2006	30	1	60
2006-3	MCINTOSH	WOLFINGER	NARCOTICS	WC	D	02/17/2006	30	2	90
2006-4	MCINTOSH	WOLFINGER	NARCOTICS	WC	D	02/17/2006	30	2	90
2006-5	MCINTOSH	WOLFINGER	NARCOTICS	WC	D	03/10/2006	30	0	30
2006-6	SILVERNAIL	WOLFINGER	NARCOTICS	WC	D	04/17/2006	30	2	90
2006-7	SILVERNAIL	WOLFINGER	NARCOTICS	WC	D	04/17/2006	30	2	90
2006-8	SILVERNAIL	WOLFINGER	NARCOTICS	WC	D	04/21/2006	30	0	30
2006-9	SILVERNAIL	WOLFINGER	NARCOTICS	WC	D	04/29/2006	30	1	60
2006-10	LESTER	WOLFINGER	NARCOTICS	WC	D	05/09/2006	30	0	30
2006-11	SILVERNAIL	WOLFINGER	NARCOTICS	WC	D	05/19/2006	30	0	30
2006-12	LESTER	WOLFINGER	NARCOTICS	WC	D	05/30/2006	30	1	60
2006-13	SILVERNAIL	WOLFINGER	NARCOTICS	WC	D	06/05/2006	30	0	30
2006-14	LESTER	WOLFINGER	NARCOTICS	WC	D	06/06/2006	30	0	30
2006-15	LESTER	WOLFINGER	NARCOTICS	WC	D	06/19/2006	30	2	90
2006-16	LESTER	WOLFINGER	NARCOTICS	WC	D	06/19/2006	30	1	60
2006-17	LESTER	WOLFINGER	NARCOTICS	WC	D	08/14/2006	30	0	30
2006-18	LESTER	WOLFINGER	NARCOTICS	WC	D	08/14/2006	30	0	30
19TH JUDICIAL CIRCUIT (SAINT LUCIE)									
2006-1	BELANGER	COLTON	RACKETEERING	WC	D	03/08/2006	30	0	30
2006-2	BELANGER	COLTON	RACKETEERING	WC	D	03/16/2006	30	0	30
2006-3	BELANGER	COLTON	RACKETEERING	WC	D	03/16/2006	30	1	60
2006-4	BELANGER	COLTON	RACKETEERING	WC	D	03/16/2006	30	0	30
2006-5	BELANGER	COLTON	RACKETEERING	WC	D	03/16/2006	30	1	60
2006-6	BELANGER	COLTON	RACKETEERING	WC	D	04/07/2006	30	0	30
2006-7	BELANGER	COLTON	RACKETEERING	WC	D	04/07/2006	30	1	60
2006-8	BELANGER	COLTON	RACKETEERING	WC	D	05/01/2006	30	0	30

¹ The prosecuting official authorized the filing of the application under provisions of the state's statute. (See Table 1 for this state's statutory citation.)

² Type: WC = Cellular or Mobile Telephone (Wire), WS = Standard Telephone (Wire), WO = Other (Wire), OM = Microphone (Oral), OO = Other (Oral), ED = Digital Pager (Electronic), EE = Computer or E-Mail (Electronic), EF = Fax Machine (Electronic), EO = Other (Electronic).

³ Location: D = Portable Device, H = Personal Residence, B = Business, A = Public Area, O = Other Location, R = Roving (Relaxed Specification Order), N = Not Specified.

* The first four digits of the A.O. number represent the year in which the wiretap was terminated. Wiretaps that were terminated prior to 2006 were not reported previously because they were part of ongoing investigations.

**TABLE B-1
STATE FLORIDA**

CALENDAR YEAR 2006

**REPORT BY PROSECUTORS OF COURT-AUTHORIZED INTERCEPTS OF WIRE, ORAL, OR ELECTRONIC COMMUNICATIONS
PURSUANT TO 18 U.S.C. 2519**

A.O. Number *	Number Of Days in Oper- ation ⁴	Average Inter- cepts per Day	Number of ⁵			Costs		Number of						
			Persons Inter- cepted	Intercepts	Incrim- inating Intercepts	Total Cost in \$	Other Than Manpower in \$	Arrests	Trials	Motions to Suppress Intercepts ⁶			Persons Con- victed	
										G	D	P		
17TH JUDICIAL CIRCUIT (BROWARD)														
2006-1	60	33	75	1,963	320	92,400	6,000	6	-	-	-	-	-	
2006-2	28	42	136	1,163	158	37,560	3,000	8	-	-	-	-	-	
2006-3	30	150	300	4,503	703	87,480	3,000	7	-	-	-	-	-	
2006-4	30	56	200	1,681	190	RELATED TO NO. 2006-2		RELATED TO NO. 2006-2						
18TH JUDICIAL CIRCUIT (BREVARD/SEMINOLE)														
2006-1	56	NR	15	NR	200	36,000	20,000	15	-	-	-	-	4	
2006-2	57	NR	15	NR	285	RELATED TO NO. 2006-1		RELATED TO NO. 2006-1						
2006-3	55	-	15	1	NR	RELATED TO NO. 2006-1		RELATED TO NO. 2006-1						
2006-4	55	NR	15	NR	156	RELATED TO NO. 2006-1		RELATED TO NO. 2006-1						
2006-5	27	NR	6	NR	16	RELATED TO NO. 2006-1		RELATED TO NO. 2006-1						
2006-6	65	147	500	9,535	772	384,126	22,696	32	1	-	-	-	3	
2006-7	65	12	80	792	190	RELATED TO NO. 2006-6		RELATED TO NO. 2006-6						
2006-8	28	125	147	3,487	225	RELATED TO NO. 2006-6		RELATED TO NO. 2006-6						
2006-9	38	56	108	2,114	252	RELATED TO NO. 2006-6		RELATED TO NO. 2006-6						
2006-10	28	313	60	8,767	537	70,165	13,165	27	-	-	-	-	-	
2006-11	30	45	24	1,346	50	RELATED TO NO. 2006-6		RELATED TO NO. 2006-6						
2006-12	57	254	65	14,451	1,387	RELATED TO NO. 2006-10		RELATED TO NO. 2006-10						
2006-13	16	49	33	782	103	RELATED TO NO. 2006-6		RELATED TO NO. 2006-6						
2006-14	13	311	63	4,037	214	RELATED TO NO. 2006-10		RELATED TO NO. 2006-10						
2006-15	59	104	23	6,116	491	RELATED TO NO. 2006-10		RELATED TO NO. 2006-10						
2006-16	54	115	85	6,198	240	RELATED TO NO. 2006-10		RELATED TO NO. 2006-10						
2006-17	5	48	12	240	1	RELATED TO NO. 2006-10		RELATED TO NO. 2006-10						
2006-18	4	72	9	290	13	RELATED TO NO. 2006-10		RELATED TO NO. 2006-10						
19TH JUDICIAL CIRCUIT (SAINT LUCIE)														
2006-1	11	73	70	804	25	143,120	96,000	28	2	-	-	-	17	
2006-2	19	54	74	1,034	49	RELATED TO NO. 2006-1		RELATED TO NO. 2006-1						
2006-3	49	121	243	5,912	488	RELATED TO NO. 2006-1		RELATED TO NO. 2006-1						
2006-4	30	260	383	7,804	384	RELATED TO NO. 2006-1		RELATED TO NO. 2006-1						
2006-5	60	130	288	7,822	448	RELATED TO NO. 2006-1		RELATED TO NO. 2006-1						
2006-6	14	202	94	2,828	109	RELATED TO NO. 2006-1		RELATED TO NO. 2006-1						
2006-7	47	65	246	3,034	272	RELATED TO NO. 2006-1		RELATED TO NO. 2006-1						
2006-8	23	73	12	1,684	218	RELATED TO NO. 2006-1		RELATED TO NO. 2006-1						

⁴ NI indicates never installed. I indicates installed but never used. NP indicates no prosecutor's report.

⁵ NR indicates not reported or could not be determined.

⁶ Motions: G = Granted, D = Denied, P = Pending.

* The first four digits of the A.O. number represent the year in which the wiretap was terminated. Wiretaps that were terminated prior to 2006 were not reported previously because they were part of ongoing investigations.

TABLE B-1
STATE FLORIDA

CALENDAR YEAR 2006

REPORT BY JUDGES OF COURT-AUTHORIZED INTERCEPTS OF WIRE, ORAL, OR ELECTRONIC COMMUNICATIONS
PURSUANT TO 18 U.S.C. 2519

A.O. Number *	Authorizing Official		Offense Specified	Intercept		Date of Application	Authorized Length		
	Judge	Prosecutor ¹		Type ²	Location ³		Original Order (Days)	Number of Extensions	Total Length (Days)
STATE ATTORNEY GENERAL									
2006-1	HADDOCK	MACGILLIS	NARCOTICS	WC	D	03/30/2006	30	0	30
2006-2	HADDOCK	MACGILLIS	NARCOTICS	WC	D	03/30/2006	30	0	30
2006-3	HADDOCK	MACGILLIS	NARCOTICS	WC	D	04/18/2006	30	0	30
2006-4	HADDOCK	MACGILLIS	NARCOTICS	WC	D	04/28/2006	30	0	30
2006-5	HADDOCK	MACGILLIS	NARCOTICS	WC	D	04/28/2006	30	0	30
2006-6	HAYES	WILLIAMS	NARCOTICS	WC	D	06/15/2006	30	2	90
2006-7	HAYES	WILLIAMS	NARCOTICS	WC	D	07/24/2006	30	2	90
2006-8	PARSONS	WILLIAMS	NARCOTICS	WC	D	08/10/2006	30	6	129
2006-9	HAYES	WILLIAMS	NARCOTICS	WC	D	08/22/2006	30	0	30
2006-10	FARNELL	WILLIAMS	NARCOTICS	WC	R	11/13/2006	30	0	30

¹ The prosecuting official authorized the filing of the application under provisions of the state's statute. (See Table 1 for this state's statutory citation.)

² Type: WC = Cellular or Mobile Telephone (Wire), WS = Standard Telephone (Wire), WO = Other (Wire), OM = Microphone (Oral), OO = Other (Oral), ED = Digital Pager (Electronic), EE = Computer or E-Mail (Electronic), EF = Fax Machine (Electronic), EO = Other (Electronic).

³ Location: D = Portable Device, H = Personal Residence, B = Business, A = Public Area, O = Other Location, R = Roving (Relaxed Specification Order), N = Not Specified.

* The first four digits of the A.O. number represent the year in which the wiretap was terminated. Wiretaps that were terminated prior to 2006 were not reported previously because they were part of ongoing investigations.

TABLE B-1
STATE FLORIDA

CALENDAR YEAR 2006

REPORT BY PROSECUTORS OF COURT-AUTHORIZED INTERCEPTS OF WIRE, ORAL, OR ELECTRONIC COMMUNICATIONS
PURSUANT TO 18 U.S.C. 2519

A.O. Number *	Number Of Days in Oper- ation ⁴	Average Inter- cepts per Day	Number of ⁵			Costs		Number of					
			Persons Inter- cepted	Intercepts	Incrim- inating Intercepts	Total Cost in \$	Other Than Manpower in \$	Arrests	Trials	Motions to Suppress Intercepts ⁶			Persons Con- victed
										G	D	P	
STATE ATTORNEY GENERAL													
2006-1	22	-	-	-	-	RELATED TO NO. 2006-3		RELATED TO NO. 2006-3					
2006-2	22	51	15	1,127	124	RELATED TO NO. 2006-3		RELATED TO NO. 2006-3					
2006-3	8	200	14	1,601	271	60,238	13,637	14	-	-	-	-	3
2006-4	28	276	25	7,717	793	RELATED TO NO. 2006-3		RELATED TO NO. 2006-3					
2006-5	29	164	14	4,745	430	RELATED TO NO. 2006-3		RELATED TO NO. 2006-3					
2006-6	68	136	48	9,266	543	RELATED TO NO. 2006-7		RELATED TO NO. 2006-7					
2006-7	44	188	19	8,260	874	81,885	6,350	2	-	-	-	-	-
2006-8	120	234	166	28,122	204	79,000	4,000	-	-	-	-	-	-
2006-9	20	12	2	249	60	RELATED TO NO. 2006-7		RELATED TO NO. 2006-7					
2006-10	I	-	-	-	-	9,000	5,200	-	-	-	-	-	-

⁴ NI indicates never installed. I indicates installed but never used. NP indicates no prosecutor's report.

⁵ NR indicates not reported or could not be determined.

⁶ Motions: G = Granted, D = Denied, P = Pending.

* The first four digits of the A.O. number represent the year in which the wiretap was terminated. Wiretaps that were terminated prior to 2006 were not reported previously because they were part of ongoing investigations.

TABLE B-1
STATE GEORGIA

CALENDAR YEAR 2006

**REPORT BY JUDGES OF COURT-AUTHORIZED INTERCEPTS OF WIRE, ORAL, OR ELECTRONIC COMMUNICATIONS
PURSUANT TO 18 U.S.C. 2519**

A.O. Number *	Authorizing Official		Offense Specified	Intercept		Date of Application	Authorized Length		
	Judge	Prosecutor ¹		Type ²	Location ³		Original Order (Days)	Number of Extensions	Total Length (Days)
AUGUSTA									
2006-1	OVERSTREET	CRAIG	NARCOTICS	WC	D	05/11/2006	30	0	30
2006-2	OVERSTREET	CRAIG	MURDER	WC	D	05/16/2006	30	0	30
BARROW									
2006-1	BOOTH	MADISON	NARCOTICS	WC	D	10/11/2006	30	0	30
2006-2	BOOTH	MADISON	NARCOTICS	WC	D	11/06/2006	30	0	30
BIBB									
2006-1	CHRISTIAN	SIMMS	RACKETEERING	WC,ED	D	03/21/2006	30	0	30
2006-2	CHRISTIAN	SIMMS	RACKETEERING	WC	D	07/20/2006	30	0	30
CHATHAM									
2006-1	KARPF	LAWSON	NARCOTICS	WC	D	05/30/2006	30	1	60
GWINNETT									
2006-1	HAMIL	PORTER	NARCOTICS	WC	D	06/09/2006	30	0	30
2006-2	HAMIL	PORTER	NARCOTICS	WC	D	06/09/2006	30	0	30
HOUSTON									
2006-1	NUNN	LUMSDEN	NARCOTICS	WC	D	05/04/2006	30	0	30
2006-2	NUNN	LUMSDEN	NARCOTICS	WC	D	06/16/2006	30	1	60
2006-3	NUNN	LUMSDEN	NARCOTICS	WC	D	06/29/2006	30	0	30
TIFTON									
2006-1	MCCORVEY	BOWDEN	NARCOTICS	WC	D	09/21/2006	30	2	90
2006-2	MCCORVEY	BOWDEN	NARCOTICS	WC	D	10/16/2006	30	1	60
2006-3	MCCORVEY	BOWDEN	NARCOTICS	WC	D	10/24/2006	30	1	60

¹ The prosecuting official authorized the filing of the application under provisions of the state's statute. (See Table 1 for this state's statutory citation.)

² Type: WC = Cellular or Mobile Telephone (Wire), WS = Standard Telephone (Wire), WO = Other (Wire), OM = Microphone (Oral), OO = Other (Oral), ED = Digital Pager (Electronic), EE = Computer or E-Mail (Electronic), EF = Fax Machine (Electronic), EO = Other (Electronic).

³ Location: D = Portable Device, H = Personal Residence, B = Business, A = Public Area, O = Other Location, R = Roving (Relaxed Specification Order), N = Not Specified.

* The first four digits of the A.O. number represent the year in which the wiretap was terminated. Wiretaps that were terminated prior to 2006 were not reported previously because they were part of ongoing investigations.

TABLE B-1
STATE GEORGIA

CALENDAR YEAR 2006

**REPORT BY PROSECUTORS OF COURT-AUTHORIZED INTERCEPTS OF WIRE, ORAL, OR ELECTRONIC COMMUNICATIONS
PURSUANT TO 18 U.S.C. 2519**

A.O. Number *	Number Of Days in Oper- ation ⁴	Average Inter- cepts per Day	Number of ⁵			Costs		Number of					
			Persons Inter- cepted	Intercepts	Incrim- inating Intercepts	Total Cost in \$	Other Than Manpower in \$	Arrests	Trials	Motions to Suppress Intercepts ⁶			Persons Con- victed
										G	D	P	
AUGUSTA													
2006-1	15	117	80	1,759	414	60,000	20,000	9	-	-	-	5	-
2006-2	3	19	4	57	2	15,000	5,000	-	-	-	-	-	-
BARROW													
2006-1	14	11	14	153	6	8,650	650	-	-	-	-	-	-
2006-2	15	26	22	384	131	9,150	650	5	-	-	-	-	-
BIBB													
2006-1	NP	-	-	-	-	-	-	-	-	-	-	-	-
2006-2	NP	-	-	-	-	-	-	-	-	-	-	-	-
CHATHAM													
2006-1	33	102	327	3,371	374	227,524	85,000	19	-	-	-	-	-
GWINNETT													
2006-1	5	18	21	88	9	9,525	1,120	6	-	-	-	-	-
2006-2	5	9	14	47	10	RELATED TO NO. 2006-1		RELATED TO NO. 2006-1					
HOUSTON													
2006-1	23	276	20	6,349	1,210	9,000	2,000	-	-	-	-	-	-
2006-2	50	69	25	3,467	582	14,000	4,000	-	-	-	-	-	-
2006-3	29	12	25	358	30	RELATED TO NO. 2006-2		-	-	-	-	-	-
TIFTON													
2006-1	90	145	45	13,011	822	80,000	20,000	13	-	-	-	-	-
2006-2	59	31	32	1,826	66	RELATED TO NO. 2006-1		RELATED TO NO. 2006-1					
2006-3	57	37	40	2,124	239	RELATED TO NO. 2006-1		RELATED TO NO. 2006-1					

⁴ NI indicates never installed. I indicates installed but never used. NP indicates no prosecutor's report.

⁵ NR indicates not reported or could not be determined.

⁶ Motions: G = Granted, D = Denied, P = Pending.

* The first four digits of the A.O. number represent the year in which the wiretap was terminated. Wiretaps that were terminated prior to 2006 were not reported previously because they were part of ongoing investigations.

TABLE B-1
STATE ILLINOIS

CALENDAR YEAR 2006

REPORT BY JUDGES OF COURT-AUTHORIZED INTERCEPTS OF WIRE, ORAL, OR ELECTRONIC COMMUNICATIONS
PURSUANT TO 18 U.S.C. 2519

A.O. Number *	Authorizing Official		Offense Specified	Intercept		Date of Application	Authorized Length		
	Judge	Prosecutor ¹		Type ²	Location ³		Original Order (Days)	Number of Extensions	Total Length (Days)
DUPAGE									
2006-1	JORGENSEN	BIRKETT	OTHER	OM	O	05/12/2006	30	0	30

¹ The prosecuting official authorized the filing of the application under provisions of the state's statute. (See Table 1 for this state's statutory citation.)

² Type: WC = Cellular or Mobile Telephone (Wire), WS = Standard Telephone (Wire), WO = Other (Wire), OM = Microphone (Oral), OO = Other (Oral), ED = Digital Pager (Electronic), EE = Computer or E-Mail (Electronic), EF = Fax Machine (Electronic), EO = Other (Electronic).

³ Location: D = Portable Device, H = Personal Residence, B = Business, A = Public Area, O = Other Location, R = Roving (Relaxed Specification Order), N = Not Specified.

* The first four digits of the A.O. number represent the year in which the wiretap was terminated. Wiretaps that were terminated prior to 2006 were not reported previously because they were part of ongoing investigations.

TABLE B-1
STATE ILLINOIS

CALENDAR YEAR 2006

REPORT BY PROSECUTORS OF COURT-AUTHORIZED INTERCEPTS OF WIRE, ORAL, OR ELECTRONIC COMMUNICATIONS
PURSUANT TO 18 U.S.C. 2519

A.O. Number *	Number Of Days in Oper- ation ⁴	Average Inter- cepts per Day	Number of ⁵			Costs		Number of					
			Persons Inter- cepted	Intercepts	Incrim- inating Intercepts	Total Cost in \$	Other Than Manpower in \$	Arrests	Trials	Motions to Suppress Intercepts ⁶			Persons Con- victed
										G	D	P	
DUPAGE													
2006-1	3	1	5	2	-	2,520	20	-	-	-	-	-	-

⁴ NI indicates never installed. I indicates installed but never used. NP indicates no prosecutor's report.

⁵ NR indicates not reported or could not be determined.

⁶ Motions: G = Granted, D = Denied, P = Pending.

* The first four digits of the A.O. number represent the year in which the wiretap was terminated. Wiretaps that were terminated prior to 2006 were not reported previously because they were part of ongoing investigations.

TABLE B-1
STATE KANSAS

CALENDAR YEAR 2006

REPORT BY JUDGES OF COURT-AUTHORIZED INTERCEPTS OF WIRE, ORAL, OR ELECTRONIC COMMUNICATIONS
PURSUANT TO 18 U.S.C. 2519

A.O. Number *	Authorizing Official		Offense Specified	Intercept		Date of Application	Authorized Length		
	Judge	Prosecutor ¹		Type ²	Location ³		Original Order (Days)	Number of Extensions	Total Length (Days)
SHAWNEE									
2006-1	ANDERSON	HECHT	NARCOTICS	WC	D	09/06/2006	30	0	30

¹ The prosecuting official authorized the filing of the application under provisions of the state's statute. (See Table 1 for this state's statutory citation.)

² Type: WC = Cellular or Mobile Telephone (Wire), WS = Standard Telephone (Wire), WO = Other (Wire), OM = Microphone (Oral), OO = Other (Oral), ED = Digital Pager (Electronic), EE = Computer or E-Mail (Electronic), EF = Fax Machine (Electronic), EO = Other (Electronic).

³ Location: D = Portable Device, H = Personal Residence, B = Business, A = Public Area, O = Other Location, R = Roving (Relaxed Specification Order), N = Not Specified.

* The first four digits of the A.O. number represent the year in which the wiretap was terminated. Wiretaps that were terminated prior to 2006 were not reported previously because they were part of ongoing investigations.

TABLE B-1
STATE KANSAS

CALENDAR YEAR 2006

REPORT BY PROSECUTORS OF COURT-AUTHORIZED INTERCEPTS OF WIRE, ORAL, OR ELECTRONIC COMMUNICATIONS
PURSUANT TO 18 U.S.C. 2519

A.O. Number *	Number Of Days in Oper- ation ⁴	Average Inter- cepts per Day	Number of ⁵			Costs		Number of					
			Persons Inter- cepted	Intercepts	Incrim- inating Intercepts	Total Cost in \$	Other Than Manpower in \$	Arrests	Trials	Motions to Suppress Intercepts ⁶			Persons Con- victed
										G	D	P	
SHAWNEE													
2006-1	28	21	58	578	159	83,000	3,000	-	-	-	-	-	-

⁴ NI indicates never installed. I indicates installed but never used. NP indicates no prosecutor's report.

⁵ NR indicates not reported or could not be determined.

⁶ Motions: G = Granted, D = Denied, P = Pending.

* The first four digits of the A.O. number represent the year in which the wiretap was terminated. Wiretaps that were terminated prior to 2006 were not reported previously because they were part of ongoing investigations.

TABLE B-1
STATE MARYLAND

CALENDAR YEAR 2006

**REPORT BY JUDGES OF COURT-AUTHORIZED INTERCEPTS OF WIRE, ORAL, OR ELECTRONIC COMMUNICATIONS
PURSUANT TO 18 U.S.C. 2519**

A.O. Number *	Authorizing Official		Offense Specified	Intercept		Date of Application	Authorized Length		
	Judge	Prosecutor ¹		Type ²	Location ³		Original Order (Days)	Number of Extensions	Total Length (Days)
BALTIMORE									
2006-1	STRINGER	MOLONEY	CONSPIRACY	WC	D	02/15/2006	29	0	29
2006-2	MARTIN	TRIMBLE	NARCOTICS	WC	D	02/27/2006	30	1	60
2006-3	MARTIN	TRIMBLE	NARCOTICS	WC	R	03/14/2006	30	1	60
2006-4	MARTIN	TRIMBLE	NARCOTICS	WC	R	03/14/2006	30	1	60
2006-5	MARTIN	TRIMBLE	NARCOTICS	WC	R	03/14/2006	30	1	60
2006-6	MARTIN	TRIMBLE	NARCOTICS	WC	R	03/31/2006	30	0	30
2006-7	MARTIN	TRIMBLE	NARCOTICS	WC	R	03/31/2006	30	0	30
2006-8	MARTIN	TRIMBLE	NARCOTICS	WS	R	04/07/2006	30	0	30
2006-9	CAHILL	MYERS	CONSPIRACY	WC	D	06/13/2006	30	1	60
2006-10	CAHILL	MYERS	CONSPIRACY	WC	D	06/13/2006	30	1	60
2006-11	CAHILL	MYERS	CONSPIRACY	WC	D	06/13/2006	30	1	60
2006-12	CAHILL	MYERS	CONSPIRACY	WC	D	06/13/2006	30	0	30
2006-13	CAHILL	MYERS	CONSPIRACY	WC	D	06/13/2006	30	1	60
2006-14	CAHILL	MYERS	CONSPIRACY	WC	D	07/13/2006	30	0	30
2006-15	CAHILL	MYERS	CONSPIRACY	WC	D	07/13/2006	30	0	30
2006-16	FINIFTER	TRIMBLE	CONSPIRACY	WS	H	09/15/2006	30	0	30
2006-17	FINIFTER	TRIMBLE	CONSPIRACY	WC	D	09/15/2006	30	0	30
2006-18	FINIFTER	TRIMBLE	CONSPIRACY	WC	D	09/15/2006	30	0	30
2006-19	STRINGER	MOLONEY	CONSPIRACY	WC	D	10/20/2006	29	0	29
2006-20	STRINGER	MOLONEY	CONSPIRACY	WC	D	11/15/2006	6	0	6
2006-21	STRINGER	MOLONEY	CONSPIRACY	WC	D	11/15/2006	3	0	3
2006-22	STRINGER	MOLONEY	CONSPIRACY	WC	D	11/15/2006	3	0	3
2006-23	STRINGER	MOLONEY	CONSPIRACY	WC	D	11/21/2006	7	0	7
2006-24	STRINGER	MOLONEY	CONSPIRACY	WC	D	11/21/2006	7	0	7
BALTIMORE CITY									
2006-1	GLYNN	JESSAMY	NARCOTICS	WC	D	05/24/2006	30	2	76
2006-2	GLYNN	JESSAMY	NARCOTICS	WC	D	06/01/2006	30	3	103
2006-3	GLYNN	JESSAMY	NARCOTICS	WC	D	06/01/2006	28	3	103
2006-4	GLYNN	JESSAMY	NARCOTICS	WC	D	06/01/2006	28	1	55
2006-5	GLYNN	JESSAMY	NARCOTICS	WC	D	06/01/2006	28	1	55
2006-6	GLYNN	JESSAMY	NARCOTICS	WC	D	06/09/2006	27	0	27
2006-7	GLYNN	JESSAMY	NARCOTICS	WC	D	06/09/2006	27	0	27

¹ The prosecuting official authorized the filing of the application under provisions of the state's statute. (See Table 1 for this state's statutory citation.)

² Type: WC = Cellular or Mobile Telephone (Wire), WS = Standard Telephone (Wire), WO = Other (Wire), OM = Microphone (Oral), OO = Other (Oral), ED = Digital Pager (Electronic), EE = Computer or E-Mail (Electronic), EF = Fax Machine (Electronic), EO = Other (Electronic).

³ Location: D = Portable Device, H = Personal Residence, B = Business, A = Public Area, O = Other Location, R = Roving (Relaxed Specification Order), N = Not Specified.

* The first four digits of the A.O. number represent the year in which the wiretap was terminated. Wiretaps that were terminated prior to 2006 were not reported previously because they were part of ongoing investigations.

TABLE B-1
STATE STATE MARYLAND

CALENDAR YEAR 2006

**REPORT BY PROSECUTORS OF COURT-AUTHORIZED INTERCEPTS OF WIRE, ORAL, OR ELECTRONIC COMMUNICATIONS
PURSUANT TO 18 U.S.C. 2519**

A.O. Number *	Number Of Days in Oper- ation ⁴	Average Inter- cepts per Day	Number of ⁵			Costs		Number of					
			Persons Inter- cepted	Intercepts	Incrim- inating Intercepts	Total Cost in \$	Other Than Manpower in \$	Arrests	Trials	Motions to Suppress Intercepts ⁶			Persons Con- victed
										G	D	P	
BALTIMORE													
2006-1	29	12	98	345	110	58,670	6,585	-	-	-	-	-	-
2006-2	50	163	308	8,127	1,411	210,000	10,000	-	-	-	-	-	-
2006-3	39	45	62	1,762	309	RELATED TO NO. 2006-2		-	-	-	-	-	-
2006-4	39	5	18	186	15	RELATED TO NO. 2006-2		-	-	-	-	-	-
2006-5	39	105	280	4,076	75	RELATED TO NO. 2006-2		-	-	-	-	-	-
2006-6	28	10	5	290	-	RELATED TO NO. 2006-2		-	-	-	-	-	-
2006-7	28	141	123	3,941	261	RELATED TO NO. 2006-2		-	-	-	-	-	-
2006-8	21	40	136	838	12	RELATED TO NO. 2006-2		-	-	-	-	-	-
2006-9	38	84	785	3,182	303	RELATED TO NO. 2006-12		-	-	-	-	-	-
2006-10	38	17	199	659	86	RELATED TO NO. 2006-12		-	-	-	-	-	-
2006-11	38	92	201	3,501	91	RELATED TO NO. 2006-12		-	-	-	-	-	-
2006-12	23	25	216	574	10	206,468	13,000	-	-	-	-	-	-
2006-13	51	92	447	4,669	281	RELATED TO NO. 2006-12		-	-	-	-	-	-
2006-14	29	16	108	456	76	RELATED TO NO. 2006-12		-	-	-	-	-	-
2006-15	29	217	467	6,288	193	RELATED TO NO. 2006-12		-	-	-	-	-	-
2006-16	18	20	108	356	47	66,888	3,185	-	-	-	-	-	-
2006-17	18	26	87	477	162	RELATED TO NO. 2006-16		-	-	-	-	-	-
2006-18	18	-	9	1	-	RELATED TO NO. 2006-16		-	-	-	-	-	-
2006-19	29	47	74	1,350	258	RELATED TO NO. 2006-1		-	-	-	-	-	-
2006-20	6	34	64	205	91	RELATED TO NO. 2006-1		-	-	-	-	-	-
2006-21	3	6	9	17	1	RELATED TO NO. 2006-1		-	-	-	-	-	-
2006-22	3	25	15	76	29	RELATED TO NO. 2006-1		-	-	-	-	-	-
2006-23	7	32	43	224	76	RELATED TO NO. 2006-1		-	-	-	-	-	-
2006-24	7	13	9	93	64	RELATED TO NO. 2006-1		-	-	-	-	-	-
BALTIMORE CITY													
2006-1	76	63	265	4,764	627	223,533	46,341	11	-	-	-	-	-
2006-2	103	51	167	5,240	272	-	-	-	-	-	-	-	-
2006-3	103	17	102	1,782	218	-	-	-	-	-	-	-	-
2006-4	55	51	166	2,810	85	-	-	-	-	-	-	-	-
2006-5	55	20	96	1,073	4	-	-	-	-	-	-	-	-
2006-6	27	6	16	150	47	-	-	-	-	-	-	-	-
2006-7	27	1	3	30	2	-	-	-	-	-	-	-	-

⁴ NI indicates never installed. I indicates installed but never used. NP indicates no prosecutor's report.

⁵ NR indicates not reported or could not be determined.

⁶ Motions: G = Granted, D = Denied, P = Pending.

* The first four digits of the A.O. number represent the year in which the wiretap was terminated. Wiretaps that were terminated prior to 2006 were not reported previously because they were part of ongoing investigations.

TABLE B-1
STATE MARYLAND

CALENDAR YEAR 2006

**REPORT BY JUDGES OF COURT-AUTHORIZED INTERCEPTS OF WIRE, ORAL, OR ELECTRONIC COMMUNICATIONS
PURSUANT TO 18 U.S.C. 2519**

A.O. Number *	Authorizing Official		Offense Specified	Intercept		Date of Application	Authorized Length		
	Judge	Prosecutor ¹		Type ²	Location ³		Original Order (Days)	Number of Extensions	Total Length (Days)
BALTIMORE CITY (CONTINUED)									
2006-8	GLYNN	JESSAMY	NARCOTICS	WC	D	06/09/2006	27	0	27
2006-9	GLYNN	JESSAMY	NARCOTICS	WC	D	06/28/2006	30	2	76
2006-10	GLYNN	JESSAMY	NARCOTICS	WC	D	06/29/2006	29	2	65
2006-11	HEARD	JESSAMY	NARCOTICS	WC	D	07/10/2006	30	1	60
2006-12	HEARD	JESSAMY	NARCOTICS	WC	D	07/10/2006	30	0	30
2006-13	HEARD	JESSAMY	NARCOTICS	WC	D	07/10/2006	30	0	30
2006-14	HEARD	JESSAMY	NARCOTICS	WC	D	07/10/2006	30	0	30
2006-15	GLYNN	JESSAMY	NARCOTICS	WC	D	07/12/2006	30	2	62
2006-16	GLYNN	JESSAMY	NARCOTICS	WC	D	07/12/2006	30	2	62
2006-17	GLYNN	JESSAMY	NARCOTICS	WC	D	07/20/2006	28	0	28
2006-18	GLYNN	JESSAMY	NARCOTICS	WC	D	08/01/2006	30	1	42
2006-19	HEARD	JESSAMY	NARCOTICS	WC	D	08/03/2006	30	0	30
2006-20	HEARD	JESSAMY	NARCOTICS	WC	D	08/03/2006	30	0	30
2006-21	HEARD	JESSAMY	NARCOTICS	WC	D	08/03/2006	30	0	30
2006-22	HEARD	JESSAMY	NARCOTICS	WC	D	08/03/2006	30	3	120
2006-23	GLYNN	JESSAMY	NARCOTICS	WC	D	08/04/2006	27	1	39
2006-24	GLYNN	JESSAMY	NARCOTICS	WC	D	08/04/2006	26	0	26
2006-25	GLYNN	JESSAMY	NARCOTICS	OM	N	08/24/2006	19	0	19
2006-26	HEARD	JESSAMY	NARCOTICS	WC	D	09/01/2006	30	0	30
2006-27	HEARD	JESSAMY	NARCOTICS	WC	D	11/27/2006	30	4	150
CECIL									
2006-1	LIDUMS	EASTRIDGE	NARCOTICS	WC	D	11/29/2005	30	1	60
2006-2	LIDUMS	EASTRIDGE	NARCOTICS	WC	D	12/19/2005	30	0	30
FREDERICK									
2006-1	DWYER	ROLLE	NARCOTICS	WC	D	06/14/2006	30	0	30
HARFORD									
2006-1	WALDRON	CASSILLY	NARCOTICS	WC	D	01/18/2006	30	1	60
2006-2	WALDRON	CASSILLY	NARCOTICS	WC	D	02/07/2006	30	1	60
2006-3	WALDRON	CASSILLY	NARCOTICS	WC	D	02/10/2006	30	0	30
2006-4	WALDRON	CASSILLY	NARCOTICS	WC	D	03/02/2006	30	0	30

¹ The prosecuting official authorized the filing of the application under provisions of the state's statute. (See Table 1 for this state's statutory citation.)

² Type: WC = Cellular or Mobile Telephone (Wire), WS = Standard Telephone (Wire), WO = Other (Wire), OM = Microphone (Oral), OO = Other (Oral), ED = Digital Pager (Electronic), EE = Computer or E-Mail (Electronic), EF = Fax Machine (Electronic), EO = Other (Electronic).

³ Location: D = Portable Device, H = Personal Residence, B = Business, A = Public Area, O = Other Location, R = Roving (Relaxed Specification Order), N = Not Specified.

* The first four digits of the A.O. number represent the year in which the wiretap was terminated. Wiretaps that were terminated prior to 2006 were not reported previously because they were part of ongoing investigations.

TABLE B-1
STATE MARYLAND

CALENDAR YEAR 2006

**REPORT BY PROSECUTORS OF COURT-AUTHORIZED INTERCEPTS OF WIRE, ORAL, OR ELECTRONIC COMMUNICATIONS
PURSUANT TO 18 U.S.C. 2519**

A.O. Number *	Number Of Days in Oper- ation ⁴	Average Inter- cepts per Day	Number of ⁵			Costs		Number of					
			Persons Inter- cepted	Intercepts	Incrim- inating Intercepts	Total Cost in \$	Other Than Manpower in \$	Arrests	Trials	Motions to Suppress Intercepts ⁶			Persons Con- victed
										G	D	P	
BALTIMORE CITY (CONTINUED)													
2006-8	27	3	9	91	-	-	-	-	-	-	-	-	-
2006-9	76	10	30	763	149	-	-	-	-	-	-	-	-
2006-10	65	10	40	673	17	-	-	-	-	-	-	-	-
2006-11	54	50	81	2,693	311	177,061	25,270	20	-	-	-	-	-
2006-12	29	16	34	454	46	-	-	-	-	-	-	-	-
2006-13	29	44	87	1,283	110	-	-	-	-	-	-	-	-
2006-14	29	41	98	1,175	3	-	-	-	-	-	-	-	-
2006-15	62	31	166	1,942	197	-	-	-	-	-	-	-	-
2006-16	62	137	230	8,466	425	-	-	-	-	-	-	-	-
2006-17	28	1	3	32	9	-	-	-	-	-	-	-	-
2006-18	42	17	34	706	158	-	-	-	-	-	-	-	-
2006-19	30	54	42	1,624	310	-	-	-	-	-	-	-	-
2006-20	30	10	19	293	39	-	-	-	-	-	-	-	-
2006-21	30	29	42	869	26	-	-	-	-	-	-	-	-
2006-22	NP	-	-	-	-	-	-	-	-	-	-	-	-
2006-23	39	101	147	3,958	99	-	-	-	-	-	-	-	-
2006-24	26	-	NR	10	-	-	-	-	-	-	-	-	-
2006-25	19	2	NR	29	-	-	-	-	-	-	-	-	-
2006-26	30	56	61	1,672	39	-	-	-	-	-	-	-	-
2006-27	129	129	276	16,680	2,106	-	-	-	-	-	-	-	-
CECIL													
2006-1	36	16	28	583	86	-	-	-	-	-	-	-	-
2006-2	15	76	41	1,136	305	-	-	-	-	-	-	-	-
FREDERICK													
2006-1	26	129	145	3,349	104	49,868	3,500	-	-	-	-	-	-
HARFORD													
2006-1	40	85	41	3,394	239	257,036	12,536	15	-	-	-	15	-
2006-2	38	96	32	3,665	595	RELATED TO NO. 2006-1		RELATED TO NO. 2006-1					
2006-3	26	15	5	400	24	RELATED TO NO. 2006-1		RELATED TO NO. 2006-1					
2006-4	15	72	21	1,074	150	RELATED TO NO. 2006-1		RELATED TO NO. 2006-1					

⁴ NI indicates never installed. I indicates installed but never used. NP indicates no prosecutor's report.

⁵ NR indicates not reported or could not be determined.

⁶ Motions: G = Granted, D = Denied, P = Pending.

* The first four digits of the A.O. number represent the year in which the wiretap was terminated. Wiretaps that were terminated prior to 2006 were not reported previously because they were part of ongoing investigations.

TABLE B-1
STATE MARYLAND

CALENDAR YEAR 2006

**REPORT BY JUDGES OF COURT-AUTHORIZED INTERCEPTS OF WIRE, ORAL, OR ELECTRONIC COMMUNICATIONS
PURSUANT TO 18 U.S.C. 2519**

A.O. Number *	Authorizing Official		Offense Specified	Intercept		Date of Application	Authorized Length		
	Judge	Prosecutor ¹		Type ²	Location ³		Original Order (Days)	Number of Extensions	Total Length (Days)
HOWARD									
2006-1	SWEENEY	MCCRONE	NARCOTICS	WC	D	05/01/2006	30	0	30
2006-2	SWEENEY	MCCRONE	NARCOTICS	WC	D	05/01/2006	30	0	30
MONTGOMERY									
2006-1	HARRINGTON	GANSLER	NARCOTICS	WC	D	07/18/2006	30	1	60
2006-2	HARRINGTON	GANSLER	NARCOTICS	WC	D	07/18/2006	30	0	30
2006-3	HARRINGTON	GANSLER	NARCOTICS	WC	D	08/15/2006	30	2	90
2006-4	HARRINGTON	GANSLER	NARCOTICS	WC	D	09/08/2006	30	0	30
2006-5	HARRINGTON	GANSLER	NARCOTICS	WC	D	09/08/2006	30	0	30
2006-6	HARRINGTON	GANSLER	NARCOTICS	WC	D	09/08/2006	30	0	30
WASHINGTON									
2006-1	LONG	STRONG	NARCOTICS	WC	D	06/21/2006	30	0	30

¹ The prosecuting official authorized the filing of the application under provisions of the state's statute. (See Table 1 for this state's statutory citation.)

² Type: WC = Cellular or Mobile Telephone (Wire), WS = Standard Telephone (Wire), WO = Other (Wire), OM = Microphone (Oral), OO = Other (Oral), ED = Digital Pager (Electronic), EE = Computer or E-Mail (Electronic), EF = Fax Machine (Electronic), EO = Other (Electronic).

³ Location: D = Portable Device, H = Personal Residence, B = Business, A = Public Area, O = Other Location, R = Roving (Relaxed Specification Order), N = Not Specified.

* The first four digits of the A.O. number represent the year in which the wiretap was terminated. Wiretaps that were terminated prior to 2006 were not reported previously because they were part of ongoing investigations.

TABLE B-1
STATE MARYLAND

CALENDAR YEAR 2006

**REPORT BY PROSECUTORS OF COURT-AUTHORIZED INTERCEPTS OF WIRE, ORAL, OR ELECTRONIC COMMUNICATIONS
PURSUANT TO 18 U.S.C. 2519**

A.O. Number *	Number Of Days in Oper- ation ⁴	Average Inter- cepts per Day	Number of ⁵			Costs		Number of					
			Persons Inter- cepted	Intercepts	Incrim- inating Intercepts	Total Cost in \$	Other Than Manpower in \$	Arrests	Trials	Motions to Suppress Intercepts ⁶			Persons Con- victed
										G	D	P	
HOWARD													
2006-1	19	70	200	1,337	201	192,000	6,000	10	-	-	-	-	6
2006-2	9	102	50	921	84	RELATED TO NO. 2006-1		RELATED TO NO. 2006-1					
MONTGOMERY													
2006-1	55	40	258	2,210	121	198,700	15,700	18	-	-	-	18	-
2006-2	8	6	16	49	-	RELATED TO NO. 2006-1		RELATED TO NO. 2006-1					
2006-3	68	41	104	2,773	416	RELATED TO NO. 2006-1		RELATED TO NO. 2006-1					
2006-4	10	51	179	509	2	RELATED TO NO. 2006-1		RELATED TO NO. 2006-1					
2006-5	14	1	2	16	-	RELATED TO NO. 2006-1		RELATED TO NO. 2006-1					
2006-6	5	20	45	98	27	RELATED TO NO. 2006-1		RELATED TO NO. 2006-1					
WASHINGTON													
2006-1	7	140	4	978	-	7,219	4,307	-	-	-	-	-	-

⁴ NI indicates never installed. I indicates installed but never used. NP indicates no prosecutor's report.

⁵ NR indicates not reported or could not be determined.

⁶ Motions: G = Granted, D = Denied, P = Pending.

* The first four digits of the A.O. number represent the year in which the wiretap was terminated. Wiretaps that were terminated prior to 2006 were not reported previously because they were part of ongoing investigations.

TABLE B-1
STATE MASSACHUSETTS

CALENDAR YEAR 2006

**REPORT BY JUDGES OF COURT-AUTHORIZED INTERCEPTS OF WIRE, ORAL, OR ELECTRONIC COMMUNICATIONS
PURSUANT TO 18 U.S.C. 2519**

A.O. Number *	Authorizing Official		Offense Specified	Intercept		Date of Application	Authorized Length		
	Judge	Prosecutor ¹		Type ²	Location ³		Original Order (Days)	Number of Extensions	Total Length (Days)
MIDDLESEX									
2006-1	LAURIAT	CHENG	MURDER	WC,WS	D,H	03/23/2006	15	0	15
NORFOLK									
2006-1	FABRICANT	KEATING	MURDER	WS	O	01/20/2006	15	0	15
2006-2	FABRICANT	KEATING	MURDER	WS	O	02/10/2006	15	0	15
STATE ATTORNEY GENERAL									
2006-1	BALL	O'BRIEN	EXTORTION	WC	D	11/18/2005	15	4	75
2006-2	BALL	O'BRIEN	EXTORTION	WS	H	11/30/2005	15	2	45
2006-3	BALL	O'BRIEN	EXTORTION	WC	D	11/30/2005	15	2	45
2006-4	BALL	O'BRIEN	EXTORTION	WC	D	12/08/2005	15	3	60
2006-5	BALL	O'BRIEN	EXTORTION	WS	H	01/05/2006	15	1	30
2006-6	LOCKE	O'BRIEN	NARCOTICS	WC	D	07/14/2006	15	0	15
2006-7	LOCKE	O'BRIEN	NARCOTICS	WC	D	07/14/2006	15	1	30
2006-8	LOCKE	O'BRIEN	NARCOTICS	ED	D	07/14/2006	15	1	30
2006-9	LOCKE	O'BRIEN	NARCOTICS	WC	D	07/14/2006	15	0	15
2006-10	LOCKE	O'BRIEN	NARCOTICS	WC	D	07/21/2006	15	0	15
2006-11	LOCKE	O'BRIEN	NARCOTICS	WC	D	07/21/2006	15	0	15
2006-12	LOCKE	O'BRIEN	NARCOTICS	WC	D	07/25/2006	15	0	15
2006-13	LOCKE	O'BRIEN	NARCOTICS	WC	D	07/25/2006	15	0	15
2006-14	LOCKE	O'BRIEN	NARCOTICS	WC	D	07/28/2006	15	0	15
2005-1	BALL	O'BRIEN	EXTORTION	WS	H	11/02/2005	15	1	30
2005-2	BALL	O'BRIEN	EXTORTION	WC	D	11/15/2005	15	0	15

¹ The prosecuting official authorized the filing of the application under provisions of the state's statute. (See Table 1 for this state's statutory citation.)

² Type: WC = Cellular or Mobile Telephone (Wire), WS = Standard Telephone (Wire), WO = Other (Wire), OM = Microphone (Oral), OO = Other (Oral), ED = Digital Pager (Electronic), EE = Computer or E-Mail (Electronic), EF = Fax Machine (Electronic), EO = Other (Electronic).

³ Location: D = Portable Device, H = Personal Residence, B = Business, A = Public Area, O = Other Location, R = Roving (Relaxed Specification Order), N = Not Specified.

* The first four digits of the A.O. number represent the year in which the wiretap was terminated. Wiretaps that were terminated prior to 2006 were not reported previously because they were part of ongoing investigations.

TABLE B-1
STATE MASSACHUSETTS

CALENDAR YEAR 2006

**REPORT BY PROSECUTORS OF COURT-AUTHORIZED INTERCEPTS OF WIRE, ORAL, OR ELECTRONIC COMMUNICATIONS
PURSUANT TO 18 U.S.C. 2519**

A.O. Number *	Number Of Days in Oper- ation ⁴	Average Inter- cepts per Day	Number of ⁵			Costs		Number of					
			Persons Inter- cepted	Intercepts	Incrim- inating Intercepts	Total Cost in \$	Other Than Manpower in \$	Arrests	Trials	Motions to Suppress Intercepts ⁶			Persons Con- victed
										G	D	P	
MIDDLESEX													
2006-1	10	17	7	168	5	-	-	2	-	-	-	-	-
NORFOLK													
2006-1	1	1	2	1	1	13,620	600	-	-	-	-	-	-
2006-2	1	-	-	-	-	10,200	600	-	-	-	-	-	-
STATE ATTORNEY GENERAL													
2006-1	73	10	21	696	452	122,950	9,950	5	-	-	-	-	1
2006-2	36	6	16	203	105	RELATED TO NO. 2006-1		RELATED TO NO. 2006-1					
2006-3	42	12	44	512	330	RELATED TO NO. 2006-1		RELATED TO NO. 2006-1					
2006-4	57	11	54	647	240	RELATED TO NO. 2006-1		RELATED TO NO. 2006-1					
2006-5	29	2	11	57	33	RELATED TO NO. 2006-1		RELATED TO NO. 2006-1					
2006-6	12	7	12	82	50	161,130	8,130	10	-	-	-	-	-
2006-7	27	4	8	102	25	RELATED TO NO. 2006-6		RELATED TO NO. 2006-6					
2006-8	24	1	NR	27	NR	RELATED TO NO. 2006-6		RELATED TO NO. 2006-6					
2006-9	15	17	27	258	89	RELATED TO NO. 2006-6		RELATED TO NO. 2006-6					
2006-10	15	5	15	76	42	RELATED TO NO. 2006-6		RELATED TO NO. 2006-6					
2006-11	15	-	2	1	1	RELATED TO NO. 2006-6		RELATED TO NO. 2006-6					
2006-12	13	20	17	258	34	RELATED TO NO. 2006-6		RELATED TO NO. 2006-6					
2006-13	13	31	27	408	151	RELATED TO NO. 2006-6		RELATED TO NO. 2006-6					
2006-14	11	15	16	165	104	RELATED TO NO. 2006-6		RELATED TO NO. 2006-6					
2005-1	25	55	39	1,387	1,362	RELATED TO NO. 2006-1		RELATED TO NO. 2006-1					
2005-2	NI	-	-	-	-	-	-	-	-	-	-	-	-

⁴ NI indicates never installed. I indicates installed but never used. NP indicates no prosecutor's report.

⁵ NR indicates not reported or could not be determined.

⁶ Motions: G = Granted, D = Denied, P = Pending.

* The first four digits of the A.O. number represent the year in which the wiretap was terminated. Wiretaps that were terminated prior to 2006 were not reported previously because they were part of ongoing investigations.

TABLE B-1
STATE NEVADA

CALENDAR YEAR 2006

**REPORT BY JUDGES OF COURT-AUTHORIZED INTERCEPTS OF WIRE, ORAL, OR ELECTRONIC COMMUNICATIONS
PURSUANT TO 18 U.S.C. 2519**

A.O. Number *	Authorizing Official		Offense Specified	Intercept		Date of Application	Authorized Length		
	Judge	Prosecutor ¹		Type ²	Location ³		Original Order (Days)	Number of Extensions	Total Length (Days)
CLARK									
2006-1	HARDCASTLE	ROGER	KIDNAPPING	OM	H	04/14/2006	1	0	1
2006-2	WALL	ROGER	KIDNAPPING	WS	B	04/22/2006	1	0	1
2006-3	HENDON	ROGER	KIDNAPPING	WC,WS	D,H	07/17/2006	30	0	30
2006-4	BELL	ROGER	KIDNAPPING	EE	O	07/25/2006	30	0	30
2006-5	HARDCASTLE	ROGER	MURDER	WC	D	10/17/2006	30	0	30
2006-6	BELL	ROGER	NARCOTICS	WC	D	10/24/2006	30	0	30
2006-7	BECKER	ROGER	MURDER	WS	H	10/25/2006	30	0	30
2006-8	BELL	ROGER	MURDER	WC,WS	D,H	12/01/2006	30	0	30
ELKO									
2006-1	MEMEO	WOODBURY	OTHER	WC	D	01/28/2006	5	0	5
2006-2	PUCCINELLI	WOODBURY	OTHER	WS	H	10/12/2006	7	0	7

¹ The prosecuting official authorized the filing of the application under provisions of the state's statute. (See Table 1 for this state's statutory citation.)

² Type: WC = Cellular or Mobile Telephone (Wire), WS = Standard Telephone (Wire), WO = Other (Wire), OM = Microphone (Oral), OO = Other (Oral), ED = Digital Pager (Electronic), EE = Computer or E-Mail (Electronic), EF = Fax Machine (Electronic), EO = Other (Electronic).

³ Location: D = Portable Device, H = Personal Residence, B = Business, A = Public Area, O = Other Location, R = Roving (Relaxed Specification Order), N = Not Specified.

* The first four digits of the A.O. number represent the year in which the wiretap was terminated. Wiretaps that were terminated prior to 2006 were not reported previously because they were part of ongoing investigations.

TABLE B-1
STATE NEVADA

CALENDAR YEAR 2006

REPORT BY PROSECUTORS OF COURT-AUTHORIZED INTERCEPTS OF WIRE, ORAL, OR ELECTRONIC COMMUNICATIONS
PURSUANT TO 18 U.S.C. 2519

A.O. Number *	Number Of Days in Oper- ation ⁴	Average Inter- cepts per Day	Number of ⁵			Costs		Number of					
			Persons Inter- cepted	Intercepts	Incrim- inating Intercepts	Total Cost in \$	Other Than Manpower in \$	Arrests	Trials	Motions to Suppress Intercepts ⁶			Persons Con- victed
										G	D	P	
CLARK													
2006-1	1	4	2	4	NR	1,800	-	2	-	-	-	-	2
2006-2	1	8	2	8	4	2,700	-	1	-	-	-	-	-
2006-3	17	154	61	2,620	2	125,352	1,552	-	-	-	-	-	-
2006-4	8	4	1	36	NR	2,310	-	-	-	-	-	-	-
2006-5	24	6	7	138	3	46,800	1,200	-	-	-	-	-	-
2006-6	30	165	465	4,963	3,107	28,560	2,200	1	-	-	-	-	-
2006-7	21	7	7	137	3	RELATED TO NO. 2006-5		-	-	-	-	-	-
2006-8	26	58	12	1,501	41	46,800	1,200	-	-	-	-	-	-
ELKO													
2006-1	1	1	1	1	1	-	-	1	1	1	-	-	1
2006-2	1	2	1	2	1	-	-	1	-	-	-	-	-

⁴ NI indicates never installed. I indicates installed but never used. NP indicates no prosecutor's report.

⁵ NR indicates not reported or could not be determined.

⁶ Motions: G = Granted, D = Denied, P = Pending.

* The first four digits of the A.O. number represent the year in which the wiretap was terminated. Wiretaps that were terminated prior to 2006 were not reported previously because they were part of ongoing investigations.

TABLE B-1
STATE NEW JERSEY

CALENDAR YEAR 2006

**REPORT BY JUDGES OF COURT-AUTHORIZED INTERCEPTS OF WIRE, ORAL, OR ELECTRONIC COMMUNICATIONS
PURSUANT TO 18 U.S.C. 2519**

A.O. Number *	Authorizing Official		Offense Specified	Intercept		Date of Application	Authorized Length		
	Judge	Prosecutor ¹		Type ²	Location ³		Original Order (Days)	Number of Extensions	Total Length (Days)
ATLANTIC									
2006-1	GAROFOLO	MAJER	NARCOTICS	WC	D	11/29/2006	20	1	30
BERGEN									
2006-1	SOKALSKI	MOLINELLI	GAMBLING	WC	D	01/03/2006	20	2	40
2006-2	SOKALSKI	MOLINELLI	GAMBLING	WC	D	01/12/2006	20	0	20
2006-3	SOKALSKI	MOLINELLI	GAMBLING	WC	D	01/12/2006	20	0	20
2006-4	CLARK	MOLINELLI	NARCOTICS	WC	D	06/21/2006	20	0	20
2006-5	CLARK	MOLINELLI	NARCOTICS	WC	D	06/21/2006	20	0	20
2006-6	CLARK	MOLINELLI	NARCOTICS	WC	D	06/22/2006	20	0	20
2006-7	CLARK	MOLINELLI	MURDER	WC	D	09/18/2006	20	2	40
2006-8	CLARK	MOLINELLI	MURDER	WS	H	09/18/2006	20	0	20
2006-9	CLARK	MOLINELLI	MURDER	WS	H	09/18/2006	20	1	30
2006-10	CLARK	MOLINELLI	MURDER	WC	D	09/18/2006	20	2	40
2006-11	CLARK	MOLINELLI	MURDER	WC	D	09/18/2006	20	2	40
2006-12	CLARK	MOLINELLI	MURDER	WC	D	09/18/2006	20	2	40
2006-13	CLARK	MOLINELLI	MURDER	WC	D	09/18/2006	20	2	40
2006-14	CLARK	MOLINELLI	MURDER	WC	D	09/24/2006	20	0	20
2006-15	CLARK	GROOTENBOER	NARCOTICS	WC	R	11/17/2006	20	1	30
2006-16	CLARK	GROOTENBOER	NARCOTICS	WC	R	11/17/2006	20	1	30
2005-1	CLARK	MOLINELLI	NARCOTICS	WC	D	03/28/2005	20	2	40
2005-2	SOKALSKI	MOLINELLI	NARCOTICS	WC	D	03/29/2005	20	3	70
2005-3	SOKALSKI	MOLINELLI	\$LAUNDERING	WC	D	04/02/2005	20	0	20
2005-4	SOKALSKI	MOLINELLI	NARCOTICS	WC	D	05/19/2005	20	1	30
BURLINGTON									
2006-1	SYPEK	BERNARDI	MURDER	WC,EO	D	11/02/2006	10	0	10
2006-2	SYPEK	BERNARDI	MURDER	WC,EO	D	11/02/2006	10	0	10
2006-3	SYPEK	BERNARDI	MURDER	WC,EO	D	11/02/2006	10	0	10
CAMDEN									
2006-1	NATAL	OTTENBERG	NARCOTICS	WC	D	09/29/2006	30	0	30
2006-2	NATAL	LYNCH	MURDER	OM	O	10/02/2006	30	0	30
2006-3	NATAL	LYNCH	NARCOTICS	WC	R	10/07/2006	30	0	30
2006-4	NATAL	OTTENBERG	NARCOTICS	WC	D	10/31/2006	30	1	60

¹ The prosecuting official authorized the filing of the application under provisions of the state's statute. (See Table 1 for this state's statutory citation.)

² Type: WC = Cellular or Mobile Telephone (Wire), WS = Standard Telephone (Wire), WO = Other (Wire), OM = Microphone (Oral), OO = Other (Oral), ED = Digital Pager (Electronic), EE = Computer or E-Mail (Electronic), EF = Fax Machine (Electronic), EO = Other (Electronic).

³ Location: D = Portable Device, H = Personal Residence, B = Business, A = Public Area, O = Other Location, R = Roving (Relaxed Specification Order), N = Not Specified.

* The first four digits of the A.O. number represent the year in which the wiretap was terminated. Wiretaps that were terminated prior to 2006 were not reported previously because they were part of ongoing investigations.

TABLE B-1
STATE NEW JERSEY

CALENDAR YEAR 2006

**REPORT BY PROSECUTORS OF COURT-AUTHORIZED INTERCEPTS OF WIRE, ORAL, OR ELECTRONIC COMMUNICATIONS
PURSUANT TO 18 U.S.C. 2519**

A.O. Number *	Number Of Days in Oper- ation ⁴	Average Inter- cepts per Day	Number of ⁵			Costs		Number of					
			Persons Inter- cepted	Intercepts	Incrim- inating Intercepts	Total Cost in \$	Other Than Manpower in \$	Arrests	Trials	Motions to Suppress Intercepts ⁶			Persons Con- victed
										G	D	P	
ATLANTIC													
2006-1	30	20	45	600	180	9,500	1,500	-	-	-	-	-	-
BERGEN													
2006-1	38	22	41	850	587	35,400	5,000	54	-	-	-	-	-
2006-2	20	11	16	225	38	RELATED TO NO. 2006-1		RELATED TO NO. 2006-1					
2006-3	20	4	28	73	21	RELATED TO NO. 2006-1		RELATED TO NO. 2006-1					
2006-4	3	-	-	-	-	2,500	2,500	-	-	-	-	-	-
2006-5	3	30	19	89	22	5,700	2,500	4	-	-	-	-	-
2006-6	1	33	19	33	4	RELATED TO NO. 2006-5		RELATED TO NO. 2006-5					
2006-7	40	8	40	325	27	165,000	5,000	-	-	-	-	-	-
2006-8	20	1	5	17	-	85,000	5,000	-	-	-	-	-	-
2006-9	30	1	5	17	-	125,000	5,000	-	-	-	-	-	-
2006-10	40	8	44	314	83	RELATED TO NO. 2006-7		-	-	-	-	-	-
2006-11	40	-	2	6	-	RELATED TO NO. 2006-7		-	-	-	-	-	-
2006-12	40	2	4	67	2	RELATED TO NO. 2006-7		-	-	-	-	-	-
2006-13	40	2	4	67	2	RELATED TO NO. 2006-7		-	-	-	-	-	-
2006-14	20	2	4	36	1	RELATED TO NO. 2006-8		-	-	-	-	-	-
2006-15	30	14	15	433	56	41,500	9,500	-	-	-	-	-	-
2006-16	NI	-	-	-	-	-	-	-	-	-	-	-	-
2005-1	38	56	219	2,121	155	29,940	6,000	7	-	-	-	-	2
2005-2	70	188	450	13,185	563	56,880	9,000	1	-	-	-	-	1
2005-3	6	24	30	146	36	7,788	3,000	5	-	-	-	-	-
2005-4	21	173	90	3,630	228	22,152	3,000	3	-	-	-	-	1
BURLINGTON													
2006-1	10	-	1	1	NR	-	-	1	-	-	-	-	-
2006-2	10	-	1	1	NR	-	-	RELATED TO NO. 2006-1					
2006-3	10	-	1	1	NR	-	-	RELATED TO NO. 2006-1					
CAMDEN													
2006-1	29	19	20	557	83	RELATED TO NO. 2006-4		-	-	-	-	-	-
2006-2	3	-	-	-	-	1,490	450	-	-	-	-	-	-
2006-3	30	12	21	361	25	RELATED TO NO. 2006-4		-	-	-	-	-	-
2006-4	60	73	21	4,387	471	411,700	8,500	4	-	-	-	-	-

⁴ NI indicates never installed. I indicates installed but never used. NP indicates no prosecutor's report.

⁵ NR indicates not reported or could not be determined.

⁶ Motions: G = Granted, D = Denied, P = Pending.

* The first four digits of the A.O. number represent the year in which the wiretap was terminated. Wiretaps that were terminated prior to 2006 were not reported previously because they were part of ongoing investigations.

TABLE B-1
STATE NEW JERSEY

CALENDAR YEAR 2006

**REPORT BY JUDGES OF COURT-AUTHORIZED INTERCEPTS OF WIRE, ORAL, OR ELECTRONIC COMMUNICATIONS
PURSUANT TO 18 U.S.C. 2519**

A.O. Number *	Authorizing Official			Intercept			Authorized Length		
							Original Order (Days)	Number of Extensions	Total Length (Days)
A.O. Number *	Judge	Prosecutor ¹	Offense Specified	Type ²	Location ³	Date of Application			
CAMDEN (CONTINUED)									
2006-5	NATAL	LYNCH	NARCOTICS	WC	D	11/05/2006	30	0	30
2006-6	NATAL	LYNCH	NARCOTICS	WC	D	11/05/2006	30	0	30
ESSEX									
2006-1	BOZONELIS	DOW	NARCOTICS	WC	D	01/31/2006	20	0	20
2006-2	BOZONELIS	DOW	MURDER	WS,EE,EO	H	02/09/2006	1	0	1
2006-3	BOZONELIS	DOW	MURDER	WS,EE,EO	H	02/09/2006	1	0	1
GLOUCESTER									
2006-1	NATAL	DALTON	MURDER	WS	O	03/28/2006	30	0	30
2006-2	NATAL	DALTON	MURDER	WS	O	03/28/2006	30	0	30
2006-3	NATAL	DALTON	MURDER	WS	O	03/28/2006	30	0	30
2006-4	NATAL	DALTON	MURDER	WS	O	03/28/2006	30	0	30
2006-5	NATAL	DALTON	MURDER	WS	O	03/28/2006	30	0	30
2006-6	NATAL	DALTON	MURDER	WS	O	03/28/2006	30	0	30
2006-7	NATAL	DALTON	MURDER	WS	O	03/28/2006	30	0	30
HUDSON									
2006-1	CALLAHAN	DEFAZIO	MURDER	WC	D	01/12/2006	20	0	20
2006-2	CALLAHAN	DEFAZIO	NARCOTICS	WC	D	02/15/2006	20	0	20
2006-3	CALLAHAN	DEFAZIO	NARCOTICS	WC	D	02/15/2006	20	1	30
2006-4	CALLAHAN	DEFAZIO	NARCOTICS	WC	D	03/03/2006	30	0	30
2006-5	CALLAHAN	DEFAZIO	NARCOTICS	WC	D	03/03/2006	30	0	30
2006-6	CALLAHAN	DEFAZIO	NARCOTICS	WC	D	03/29/2006	20	0	20
2006-7	CALLAHAN	DEFAZIO	NARCOTICS	WC	D	03/29/2006	20	0	20
2006-8	CALLAHAN	DEFAZIO	NARCOTICS	WC	D	03/29/2006	20	0	20
2006-9	CALLAHAN	GREGORY	NARCOTICS	WC	D	04/07/2006	20	0	20
2006-10	CALLAHAN	GREGORY	NARCOTICS	WC	D	04/07/2006	20	0	20
2006-11	CALLAHAN	DEFAZIO	NARCOTICS	WC	D	06/27/2006	20	2	40
2006-12	CALLAHAN	DEFAZIO	NARCOTICS	WC	D	07/11/2006	20	1	30
2006-13	CALLAHAN	DEFAZIO	NARCOTICS	WC	R	07/11/2006	20	1	30
2006-14	CALLAHAN	GREGORY	NARCOTICS	WC	D	07/26/2006	20	0	20
2006-15	CALLAHAN	DEFAZIO	NARCOTICS	WC	D	07/26/2006	20	0	20
2006-16	CALLAHAN	DEFAZIO	NARCOTICS	WC	D	07/26/2006	20	0	20
2006-17	CALLAHAN	DEFAZIO	NARCOTICS	WC	D	09/05/2006	20	0	20

¹ The prosecuting official authorized the filing of the application under provisions of the state's statute. (See Table 1 for this state's statutory citation.)

² Type: WC = Cellular or Mobile Telephone (Wire), WS = Standard Telephone (Wire), WO = Other (Wire), OM = Microphone (Oral), OO = Other (Oral), ED = Digital Pager (Electronic), EE = Computer or E-Mail (Electronic), EF = Fax Machine (Electronic), EO = Other (Electronic).

³ Location: D = Portable Device, H = Personal Residence, B = Business, A = Public Area, O = Other Location, R = Roving (Relaxed Specification Order), N = Not Specified.

* The first four digits of the A.O. number represent the year in which the wiretap was terminated. Wiretaps that were terminated prior to 2006 were not reported previously because they were part of ongoing investigations.

TABLE B-1
STATE NEW JERSEY

CALENDAR YEAR 2006

**REPORT BY PROSECUTORS OF COURT-AUTHORIZED INTERCEPTS OF WIRE, ORAL, OR ELECTRONIC COMMUNICATIONS
PURSUANT TO 18 U.S.C. 2519**

A.O. Number *	Number Of Days in Oper- ation ⁴	Average Inter- cepts per Day	Number of ⁵			Costs		Number of					
			Persons Inter- cepted	Intercepts	Incrim- inating Intercepts	Total Cost in \$	Other Than Manpower in \$	Arrests	Trials	Motions to Suppress Intercepts ⁶			Persons Con- victed
										G	D	P	
CAMDEN (CONTINUED)													
2006-5	30	19	15	576	21	RELATED TO NO. 2006-6		-	-	-	-	-	-
2006-6	30	20	15	609	8	142,900	8,500	-	-	-	-	-	-
ESSEX													
2006-1	NP	-	-	-	-	-	-	-	-	-	-	-	-
2006-2	1	1	1	1	-	-	-	-	-	-	-	-	-
2006-3	1	1	1	1	-	-	-	-	-	-	-	-	-
GLOUCESTER													
2006-1	NP	-	-	-	-	-	-	-	-	-	-	-	-
2006-2	NP	-	-	-	-	-	-	-	-	-	-	-	-
2006-3	NP	-	-	-	-	-	-	-	-	-	-	-	-
2006-4	NP	-	-	-	-	-	-	-	-	-	-	-	-
2006-5	NP	-	-	-	-	-	-	-	-	-	-	-	-
2006-6	NP	-	-	-	-	-	-	-	-	-	-	-	-
2006-7	NP	-	-	-	-	-	-	-	-	-	-	-	-
HUDSON													
2006-1	1	668	6	668	100	2,332	750	2	-	-	-	-	-
2006-2	20	283	293	5,653	811	160,760	16,000	29	-	-	-	-	5
2006-3	21	103	174	2,170	293	RELATED TO NO. 2006-2		RELATED TO NO. 2006-2					
2006-4	7	106	59	739	127	RELATED TO NO. 2006-2		RELATED TO NO. 2006-2					
2006-5	7	7	8	48	1	RELATED TO NO. 2006-2		RELATED TO NO. 2006-2					
2006-6	20	53	25	1,053	93	RELATED TO NO. 2006-2		RELATED TO NO. 2006-2					
2006-7	1	-	-	-	-	RELATED TO NO. 2006-2		-	-	-	-	-	-
2006-8	14	19	21	260	30	RELATED TO NO. 2006-2		RELATED TO NO. 2006-2					
2006-9	5	63	12	314	11	RELATED TO NO. 2006-2		RELATED TO NO. 2006-2					
2006-10	6	94	10	561	29	RELATED TO NO. 2006-2		RELATED TO NO. 2006-2					
2006-11	35	41	47	1,449	127	117,672	20,770	17	-	-	-	-	8
2006-12	23	65	30	1,495	237	RELATED TO NO. 2006-11		-	-	-	-	-	-
2006-13	21	87	51	1,821	191	RELATED TO NO. 2006-11		-	-	-	-	-	-
2006-14	20	84	137	1,685	278	RELATED TO NO. 2006-11		-	-	-	-	-	-
2006-15	6	23	25	138	31	RELATED TO NO. 2006-11		-	-	-	-	-	-
2006-16	6	19	7	114	20	RELATED TO NO. 2006-11		-	-	-	-	-	-
2006-17	20	295	19	5,891	472	40,751	1,200	8	-	-	-	-	1

⁴ NI indicates never installed. I indicates installed but never used. NP indicates no prosecutor's report.

⁵ NR indicates not reported or could not be determined.

⁶ Motions: G = Granted, D = Denied, P = Pending.

* The first four digits of the A.O. number represent the year in which the wiretap was terminated. Wiretaps that were terminated prior to 2006 were not reported previously because they were part of ongoing investigations.

TABLE B-1
STATE NEW JERSEY

CALENDAR YEAR 2006

**REPORT BY JUDGES OF COURT-AUTHORIZED INTERCEPTS OF WIRE, ORAL, OR ELECTRONIC COMMUNICATIONS
PURSUANT TO 18 U.S.C. 2519**

A.O. Number *	Authorizing Official		Offense Specified	Intercept		Date of Application	Authorized Length		
	Judge	Prosecutor ¹		Type ²	Location ³		Original Order (Days)	Number of Extensions	Total Length (Days)
HUDSON (CONTINUED)									
2006-18	CALLAHAN	DEFAZIO	NARCOTICS	WC	D	10/31/2006	30	0	30
2006-19	CALLAHAN	DEFAZIO	NARCOTICS	WC	D	10/31/2006	30	0	30
2006-20	CALLAHAN	DEFAZIO	NARCOTICS	WC	D	10/31/2006	30	0	30
2006-21	CALLAHAN	DEFAZIO	NARCOTICS	WC	D	10/31/2006	30	0	30
2006-22	CALLAHAN	DEFAZIO	NARCOTICS	WC	D	11/17/2006	30	0	30
2006-23	CALLAHAN	DEFAZIO	MURDER	WO	O	12/20/2006	20	0	20
MERCER									
2006-1	SYPEK	BOCCHINI	NARCOTICS	WC	D	10/04/2006	20	2	40
2006-2	SYPEK	BOCCHINI	NARCOTICS	WC	D	10/04/2006	20	1	30
2006-3	SYPEK	BOCCHINI	NARCOTICS	WC	D	11/01/2006	20	1	30
2006-4	SYPEK	BOCCHINI	NARCOTICS	WC	D	11/01/2006	20	2	40
2006-5	SYPEK	BOCCHINI	NARCOTICS	WC	D	11/09/2006	20	0	20
2006-6	SYPEK	BOCCHINI	NARCOTICS	WC	D	11/09/2006	20	0	20
2006-7	SYPEK	BOCCHINI	NARCOTICS	WC	D	11/09/2006	20	0	20
2006-8	SYPEK	BOCCHINI	NARCOTICS	WC	D	12/12/2006	20	0	20
MIDDLESEX									
2006-1	LAURIAT	CHENG	MURDER	WC,WS,EO	D,H	03/23/2006	15	0	15
2006-2	LONGHI	KAPLAN	NARCOTICS	WC	D	03/31/2006	20	0	20
2006-3	LONGHI	KAPLAN	NARCOTICS	WC	D	04/19/2006	20	0	20
MORRIS									
2006-1	BOZONELIS	RUBBINACCIO	NARCOTICS	WC,EO	D	06/08/2006	20	0	20
2006-2	BOZONELIS	RUBBINACCIO	NARCOTICS	WC,EO	D	06/08/2006	20	0	20
2006-3	BOZONELIS	RUBBINACCIO	NARCOTICS	WC,EO	D	06/08/2006	20	1	30
2006-4	BOZONELIS	RUBBINACCIO	NARCOTICS	WC,EO	D	06/23/2006	20	0	20
2006-5	BOZONELIS	RUBBINACCIO	NARCOTICS	WC	D	06/28/2006	20	1	30
2006-6	BOZONELIS	RUBBINACCIO	NARCOTICS	WC,EO	D	06/28/2006	20	1	30
2006-7	BOZONELIS	RUBBINACCIO	NARCOTICS	WC,EO	R	09/07/2006	30	0	30
2006-8	BOZONELIS	RUBBINACCIO	NARCOTICS	WS	H	09/07/2006	30	0	30
2006-9	BOZONELIS	RUBBINACCIO	MURDER	WC,EO	D	09/07/2006	20	1	30
2006-10	BOZONELIS	RUBBINACCIO	MURDER	WC	D	09/07/2006	20	0	20
2006-11	BOZONELIS	RUBBINACCIO	NARCOTICS	WC	R	09/07/2006	20	0	20
2006-12	BOZONELIS	RUBBINACCIO	NARCOTICS	WC	D	09/27/2006	20	0	20

¹ The prosecuting official authorized the filing of the application under provisions of the state's statute. (See Table 1 for this state's statutory citation.)

² Type: WC = Cellular or Mobile Telephone (Wire), WS = Standard Telephone (Wire), WO = Other (Wire), OM = Microphone (Oral), OO = Other (Oral), ED = Digital Pager (Electronic), EE = Computer or E-Mail (Electronic), EF = Fax Machine (Electronic), EO = Other (Electronic).

³ Location: D = Portable Device, H = Personal Residence, B = Business, A = Public Area, O = Other Location, R = Roving (Relaxed Specification Order), N = Not Specified.

* The first four digits of the A.O. number represent the year in which the wiretap was terminated. Wiretaps that were terminated prior to 2006 were not reported previously because they were part of ongoing investigations.

TABLE B-1
STATE NEW JERSEY

CALENDAR YEAR 2006

**REPORT BY PROSECUTORS OF COURT-AUTHORIZED INTERCEPTS OF WIRE, ORAL, OR ELECTRONIC COMMUNICATIONS
PURSUANT TO 18 U.S.C. 2519**

A.O. Number *	Number Of Days in Oper- ation ⁴	Average Inter- cepts per Day	Number of ⁵			Costs		Number of					
			Persons Inter- cepted	Intercepts	Incrim- inating Intercepts	Total Cost in \$	Other Than Manpower in \$	Arrests	Trials	Motions to Suppress Intercepts ⁶			Persons Con- victed
										G	D	P	
HUDSON (CONTINUED)													
2006-18	29	123	140	3,566	280	100,558	29,365	16	-	-	-	-	2
2006-19	NI	-	-	-	-	-	-	-	-	-	-	-	-
2006-20	21	89	184	1,869	228	RELATED TO NO. 2006-18		RELATED TO NO. 2006-18					
2006-21	29	33	177	962	106	RELATED TO NO. 2006-18		RELATED TO NO. 2006-18					
2006-22	4	61	63	244	18	RELATED TO NO. 2006-18		RELATED TO NO. 2006-18					
2006-23	1	9	4	9	9	988	-	3	-	-	-	-	-
MERCER													
2006-1	40	51	106	2,040	774	142,000	3,500	-	-	-	-	-	-
2006-2	30	195	165	5,842	774	84,680	2,180	-	-	-	-	-	-
2006-3	25	190	115	4,760	785	21,045	3,170	-	-	-	-	-	-
2006-4	40	11	80	427	55	32,350	3,750	-	-	-	-	-	-
2006-5	20	-	2	6	2	14,870	570	-	-	-	-	-	-
2006-6	20	4	4	77	2	14,870	570	-	-	-	-	-	-
2006-7	20	2	3	44	4	14,975	675	-	-	-	-	-	-
2006-8	15	63	91	952	191	12,725	2,000	-	-	-	-	-	-
MIDDLESEX													
2006-1	10	17	7	168	5	11,500	2,000	2	-	-	-	-	-
2006-2	17	219	317	3,722	587	RELATED TO NO. 2006-3		RELATED TO NO. 2006-3					
2006-3	13	188	110	2,445	438	38,302	3,102	40	-	-	-	-	10
MORRIS													
2006-1	20	124	255	2,483	110	RELATED TO NO. 2006-3		-	-	-	-	-	-
2006-2	20	110	278	2,203	218	RELATED TO NO. 2006-3		-	-	-	-	-	-
2006-3	30	115	248	3,450	577	373,348	19,070	52	-	-	-	-	-
2006-4	20	72	119	1,448	543	RELATED TO NO. 2006-3		-	-	-	-	-	-
2006-5	30	80	122	2,387	471	RELATED TO NO. 2006-3		-	-	-	-	-	-
2006-6	30	170	219	5,093	602	RELATED TO NO. 2006-3		-	-	-	-	-	-
2006-7	30	72	320	2,165	154	RELATED TO NO. 2006-9		-	-	-	-	-	-
2006-8	30	17	136	507	28	RELATED TO NO. 2006-9		-	-	-	-	-	-
2006-9	30	339	762	10,179	963	358,634	54,967	46	-	-	-	-	2
2006-10	20	77	1,015	1,536	128	RELATED TO NO. 2006-9		-	-	-	-	-	-
2006-11	20	174	227	3,476	297	RELATED TO NO. 2006-9		-	-	-	-	-	-
2006-12	16	97	134	1,558	33	RELATED TO NO. 2006-9		-	-	-	-	-	-

⁴ NI indicates never installed. I indicates installed but never used. NP indicates no prosecutor's report.

⁵ NR indicates not reported or could not be determined.

⁶ Motions: G = Granted, D = Denied, P = Pending.

* The first four digits of the A.O. number represent the year in which the wiretap was terminated. Wiretaps that were terminated prior to 2006 were not reported previously because they were part of ongoing investigations.

TABLE B-1
STATE NEW JERSEY

CALENDAR YEAR 2006

**REPORT BY JUDGES OF COURT-AUTHORIZED INTERCEPTS OF WIRE, ORAL, OR ELECTRONIC COMMUNICATIONS
PURSUANT TO 18 U.S.C. 2519**

A.O. Number *	Authorizing Official		Offense Specified	Intercept		Date of Application	Authorized Length		
	Judge	Prosecutor ¹		Type ²	Location ³		Original Order (Days)	Number of Extensions	Total Length (Days)
MORRIS (CONTINUED)									
2006-13	BOZONELIS	RUBBINACCIO	MURDER	WC,EO	D	09/27/2006	20	0	20
PASSAIC									
2006-1	CLARK	AVIGLIANO	NARCOTICS	WC	D	01/23/2006	20	0	20
2006-2	CLARK	AVIGLIANO	NARCOTICS	WC	D	02/03/2006	20	0	20
2006-3	CLARK	AVIGLIANO	NARCOTICS	WC	D	02/03/2006	20	0	20
2006-4	SOKALSKI	AVIGLIANO	NARCOTICS	WC	D	02/17/2006	20	0	20
2006-5	CLARK	AVIGLIANO	NARCOTICS	WC	D	02/23/2006	20	0	20
2006-6	CLARK	AVIGLIANO	NARCOTICS	WC	D	02/23/2006	20	1	50
2006-7	CLARK	AVIGLIANO	NARCOTICS	WC	D	03/10/2006	20	2	60
2006-8	CLARK	AVIGLIANO	NARCOTICS	WC	D	03/23/2006	20	0	20
2006-9	CLARK	AVIGLIANO	NARCOTICS	WC	D	03/31/2006	30	0	30
2006-10	CLARK	AVIGLIANO	NARCOTICS	WC	D	04/05/2006	30	0	30
2006-11	CLARK	AVIGLIANO	NARCOTICS	WC	D	04/13/2006	20	0	20
2006-12	CLARK	AVIGLIANO	NARCOTICS	WC	D	04/13/2006	20	0	20
2006-13	CLARK	AVIGLIANO	NARCOTICS	WC	D	04/20/2006	20	0	20
2006-14	CLARK	AVIGLIANO	NARCOTICS	WC	D	04/20/2006	20	0	20
2006-15	CLARK	AVIGLIANO	NARCOTICS	WC	D	06/16/2006	20	0	20
2006-16	CLARK	AVIGLIANO	NARCOTICS	WC	D	06/30/2006	20	0	20
2006-17	CLARK	AVIGLIANO	NARCOTICS	WC	D	08/18/2006	20	1	30
2006-18	CLARK	AVIGLIANO	NARCOTICS	WC	D	09/05/2006	20	0	20
2006-19	CLARK	AVIGLIANO	NARCOTICS	WC	D	09/05/2006	20	0	20
2006-20	CLARK	AVIGLIANO	NARCOTICS	WC	D	09/05/2006	20	0	20
2006-21	CLARK	AVIGLIANO	NARCOTICS	WC	D	09/22/2006	20	0	20
2006-22	CLARK	AVIGLIANO	NARCOTICS	WC	D	09/22/2006	20	0	20
2006-23	CLARK	AVIGLIANO	NARCOTICS	WC	D	09/29/2006	20	0	20
2006-24	CLARK	AVIGLIANO	NARCOTICS	WC	D	10/12/2006	20	1	30
2006-25	CLARK	AVIGLIANO	NARCOTICS	WC	D	10/12/2006	20	1	30
2006-26	CLARK	AVIGLIANO	NARCOTICS	WC	D	10/24/2006	20	0	20
SOMERSET									
2006-1	FEINBERG	FORREST	NARCOTICS	WC	D	02/28/2006	20	1	30
2006-2	FEINBERG	FORREST	NARCOTICS	WC	D	03/03/2006	20	0	20
2006-3	FEINBERG	FORREST	NARCOTICS	WC	D	04/19/2006	20	2	40

¹ The prosecuting official authorized the filing of the application under provisions of the state's statute. (See Table 1 for this state's statutory citation.)

² Type: WC = Cellular or Mobile Telephone (Wire), WS = Standard Telephone (Wire), WO = Other (Wire), OM = Microphone (Oral), OO = Other (Oral), ED = Digital Pager (Electronic), EE = Computer or E-Mail (Electronic), EF = Fax Machine (Electronic), EO = Other (Electronic).

³ Location: D = Portable Device, H = Personal Residence, B = Business, A = Public Area, O = Other Location, R = Roving (Relaxed Specification Order), N = Not Specified.

* The first four digits of the A.O. number represent the year in which the wiretap was terminated. Wiretaps that were terminated prior to 2006 were not reported previously because they were part of ongoing investigations.

TABLE B-1
STATE NEW JERSEY

CALENDAR YEAR 2006

**REPORT BY PROSECUTORS OF COURT-AUTHORIZED INTERCEPTS OF WIRE, ORAL, OR ELECTRONIC COMMUNICATIONS
PURSUANT TO 18 U.S.C. 2519**

A.O. Number *	Number Of Days in Oper- ation ⁴	Average Inter- cepts per Day	Number of ⁵			Costs		Number of					
			Persons Inter- cepted	Intercepts	Incrim- inating Intercepts	Total Cost in \$	Other Than Manpower in \$	Arrests	Trials	Motions to Suppress Intercepts ⁶			Persons Con- victed
										G	D	P	
MORRIS (CONTINUED)													
2006-13	16	201	162	3,218	149	RELATED TO NO. 2006-9		-	-	-	-	-	-
PASSAIC													
2006-1	6	273	15	1,637	199	2,100,000	44,000	9	-	-	-	-	-
2006-2	20	105	20	2,094	311	RELATED TO NO. 2006-1		-	-	-	-	-	-
2006-3	20	247	20	4,937	333	RELATED TO NO. 2006-1		-	-	-	-	-	-
2006-4	20	7	5	146	38	62,800	4,000	-	-	-	-	-	-
2006-5	20	16	15	322	101	RELATED TO NO. 2006-1		-	-	-	-	-	-
2006-6	40	32	15	1,284	430	RELATED TO NO. 2006-1		-	-	-	-	-	-
2006-7	42	4	15	179	78	RELATED TO NO. 2006-1		-	-	-	-	-	-
2006-8	12	9	10	104	18	RELATED TO NO. 2006-1		-	-	-	-	-	-
2006-9	8	-	2	1	-	RELATED TO NO. 2006-1		-	-	-	-	-	-
2006-10	30	41	20	1,243	249	RELATED TO NO. 2006-1		-	-	-	-	-	-
2006-11	20	10	5	209	28	RELATED TO NO. 2006-1		-	-	-	-	-	-
2006-12	20	8	5	164	2	RELATED TO NO. 2006-1		-	-	-	-	-	-
2006-13	7	83	6	582	68	48,300	8,000	4	-	-	-	-	-
2006-14	7	69	15	480	76	RELATED TO NO. 2006-13		-	-	-	-	-	-
2006-15	6	11	5	66	7	RELATED TO NO. 2006-16		-	-	-	-	-	-
2006-16	17	27	8	451	179	66,000	8,000	-	-	-	-	-	-
2006-17	30	119	25	3,561	715	274,000	12,000	17	-	-	-	-	-
2006-18	10	106	12	1,057	112	RELATED TO NO. 2006-17		-	-	-	-	-	-
2006-19	6	27	8	160	46	21,600	4,000	2	-	-	-	-	-
2006-20	10	143	15	1,431	219	496,000	24,000	26	-	-	-	-	-
2006-21	16	199	10	3,190	274	RELATED TO NO. 2006-17		-	-	-	-	-	-
2006-22	11	120	27	1,319	221	RELATED TO NO. 2006-20		-	-	-	-	-	-
2006-23	4	32	11	128	-	RELATED TO NO. 2006-20		-	-	-	-	-	-
2006-24	23	95	30	2,176	269	RELATED TO NO. 2006-20		-	-	-	-	-	-
2006-25	18	20	13	351	58	RELATED TO NO. 2006-20		-	-	-	-	-	-
2006-26	3	1	-	2	-	RELATED TO NO. 2006-20		-	-	-	-	-	-
SOMERSET													
2006-1	24	116	125	2,777	668	55,500	-	-	-	-	-	-	-
2006-2	20	41	123	818	-	RELATED TO NO. 2006-1		-	-	-	-	-	-
2006-3	36	118	160	4,250	3,900	84,000	9,000	27	-	-	-	-	-

⁴ NI indicates never installed. I indicates installed but never used. NP indicates no prosecutor's report.

⁵ NR indicates not reported or could not be determined.

⁶ Motions: G = Granted, D = Denied, P = Pending.

* The first four digits of the A.O. number represent the year in which the wiretap was terminated. Wiretaps that were terminated prior to 2006 were not reported previously because they were part of ongoing investigations.

**TABLE B-1
STATE NEW JERSEY**

CALENDAR YEAR 2006

**REPORT BY JUDGES OF COURT-AUTHORIZED INTERCEPTS OF WIRE, ORAL, OR ELECTRONIC COMMUNICATIONS
PURSUANT TO 18 U.S.C. 2519**

A.O. Number *	Authorizing Official		Offense Specified	Intercept		Date of Application	Authorized Length		
	Judge	Prosecutor ¹		Type ²	Location ³		Original Order (Days)	Number of Extensions	Total Length (Days)
SOMERSET (CONTINUED)									
2006-4	FEINBERG	FORREST	NARCOTICS	WC	D	04/19/2006	20	1	30
2006-5	FEINBERG	FORREST	NARCOTICS	WC	D	05/02/2006	20	1	30
2006-6	FEINBERG	FORREST	NARCOTICS	WC	D	08/01/2006	20	1	30
2006-7	FEINBERG	FORREST	NARCOTICS	WC	D	08/01/2006	20	1	30
2006-8	FEINBERG	FORREST	NARCOTICS	WC	D	08/09/2006	20	1	30
2006-9	FEINBERG	FORREST	NARCOTICS	WC	D	09/15/2006	20	1	30
2006-10	FEINBERG	FORREST	NARCOTICS	WC	D	09/15/2006	20	0	20
2006-11	FEINBERG	FORREST	NARCOTICS	WC	D	09/15/2006	20	1	30
2006-12	FEINBERG	FORREST	NARCOTICS	WC	D	09/18/2006	20	1	30
2006-13	FEINBERG	FORREST	NARCOTICS	WC	D	09/26/2006	20	0	20
2006-14	FEINBERG	FORREST	NARCOTICS	WC	D	09/29/2006	20	0	20
2006-15	FEINBERG	FORREST	MURDER	WC	D	11/14/2006	20	0	20
2005-21	FEINBERG	FORREST	NARCOTICS	WC	D	10/06/2005	20	2	60
STATE ATTORNEY GENERAL									
2006-1	SYPEK	HARVEY	RACKETEERING	WC	D	12/27/2005	30	0	30
2006-2	BOZONELIS	HARVEY	NARCOTICS	WC	D	01/13/2006	30	0	30
2006-3	SYPEK	KAPLEN	RACKETEERING	WS	O	01/28/2006	30	0	30
2006-4	SYPEK	FARBER	RACKETEERING	WC	D	01/28/2006	30	2	90
2006-5	GAROFOLO	KAPLEN	RACKETEERING	WC	D	01/30/2006	20	1	50
2006-6	NATAL	KAPLEN	GAMBLING	WC	D	01/30/2006	20	0	20
2006-7	NATAL	KAPLEN	GAMBLING	WC	D	01/31/2006	20	0	20
2006-8	BOZONELIS	FARBER	NARCOTICS	WC	D	02/15/2006	30	1	60
2006-9	BOZONELIS	FARBER	NARCOTICS	WC	D	02/15/2006	30	0	30
2006-10	BOZONELIS	FARBER	NARCOTICS	WC,WS	D,H	02/15/2006	30	1	60
2006-11	BOZONELIS	FARBER	\$LAUNDERING	WC	D	02/15/2006	30	0	30
2006-12	NATAL	FARBER	GAMBLING	WC	D	02/27/2006	20	2	40
2006-13	GAROFOLO	KAPLEN	RACKETEERING	WC	D	02/28/2006	30	0	30
2006-14	BOZONELIS	FARBER	\$LAUNDERING	WC	D	03/07/2006	30	0	30
2006-15	BOZONELIS	FARBER	\$LAUNDERING	WC	D	03/07/2006	30	1	60
2006-16	BOZONELIS	FARBER	NARCOTICS	WC	D	03/28/2006	20	0	20
2006-17	SYPEK	FARBER	RACKETEERING	WC	D	03/28/2006	30	3	120
2006-18	SYPEK	FARBER	RACKETEERING	WC	D	03/28/2006	30	3	120

¹ The prosecuting official authorized the filing of the application under provisions of the state's statute. (See Table 1 for this state's statutory citation.)

² Type: WC = Cellular or Mobile Telephone (Wire), WS = Standard Telephone (Wire), WO = Other (Wire), OM = Microphone (Oral), OO = Other (Oral), ED = Digital Pager (Electronic), EE = Computer or E-Mail (Electronic), EF = Fax Machine (Electronic), EO = Other (Electronic).

³ Location: D = Portable Device, H = Personal Residence, B = Business, A = Public Area, O = Other Location, R = Roving (Relaxed Specification Order), N = Not Specified.

* The first four digits of the A.O. number represent the year in which the wiretap was terminated. Wiretaps that were terminated prior to 2006 were not reported previously because they were part of ongoing investigations.

**TABLE B-1
STATE NEW JERSEY**

CALENDAR YEAR 2006

**REPORT BY PROSECUTORS OF COURT-AUTHORIZED INTERCEPTS OF WIRE, ORAL, OR ELECTRONIC COMMUNICATIONS
PURSUANT TO 18 U.S.C. 2519**

A.O. Number *	Number Of Days in Oper- ation ⁴	Average Inter- cepts per Day	Number of ⁵			Costs		Number of					
			Persons Inter- cepted	Intercepts	Incrim- inating Intercepts	Total Cost in \$	Other Than Manpower in \$	Arrests	Trials	Motions to Suppress Intercepts ⁶			Persons Con- victed
										G	D	P	
SOMERSET (CONTINUED)													
2006-4	28	80	100	2,226	1,437	43,000	4,000	15	-	-	-	-	-
2006-5	23	241	140	5,540	4,200	RELATED TO NO. 2006-3		RELATED TO NO. 2006-3					
2006-6	27	56	85	1,505	500	RELATED TO NO. 2006-8		-	-	-	-	-	-
2006-7	27	30	30	802	100	RELATED TO NO. 2006-8		-	-	-	-	-	-
2006-8	20	65	80	1,292	500	47,000	1,500	-	-	-	-	-	-
2006-9	27	42	61	1,136	108	55,000	9,000	-	-	-	-	-	-
2006-10	19	1	5	21	-	RELATED TO NO. 2006-9		-	-	-	-	-	-
2006-11	27	115	138	3,099	464	14,000	3,000	-	-	-	-	-	-
2006-12	24	126	163	3,023	87	RELATED TO NO. 2006-9		-	-	-	-	-	-
2006-13	16	119	102	1,902	37	RELATED TO NO. 2006-9		-	-	-	-	-	-
2006-14	13	32	25	410	70	RELATED TO NO. 2006-9		-	-	-	-	-	-
2006-15	20	-	7	9	-	100	-	-	-	-	-	-	-
2005-21	14	55	300	773	NR	-	-	-	-	-	-	-	-
STATE ATTORNEY GENERAL													
2006-1	7	155	-	1,082	43	20,128	15,050	-	-	-	-	-	-
2006-2	NP	-	-	-	-	-	-	-	-	-	-	-	-
2006-3	NP	-	-	-	-	-	-	-	-	-	-	-	-
2006-4	NP	-	-	-	-	-	-	-	-	-	-	-	-
2006-5	38	65	40	2,457	210	63,138	3,100	-	-	-	-	-	-
2006-6	17	12	66	199	81	14,725	5,100	-	-	-	-	-	-
2006-7	11	31	38	342	7	7,636	1,859	-	-	-	-	-	-
2006-8	57	64	35	3,667	496	104,560	6,250	-	-	-	-	-	-
2006-9	30	22	12	673	35	RELATED TO NO. 2006-8		-	-	-	-	-	-
2006-10	60	2	12	96	4	RELATED TO NO. 2006-8		-	-	-	-	-	-
2006-11	NP	-	-	-	-	-	-	-	-	-	-	-	-
2006-12	37	48	59	1,783	818	30,377	2,775	-	-	-	-	-	-
2006-13	18	213	41	3,839	549	38,611	2,020	-	-	-	-	-	-
2006-14	NP	-	-	-	-	-	-	-	-	-	-	-	-
2006-15	NP	-	-	-	-	-	-	-	-	-	-	-	-
2006-16	15	286	120	4,290	451	14,289	1,675	-	-	-	-	-	-
2006-17	NP	-	-	-	-	-	-	-	-	-	-	-	-
2006-18	NP	-	-	-	-	-	-	-	-	-	-	-	-

⁴ NI indicates never installed. I indicates installed but never used. NP indicates no prosecutor's report.

⁵ NR indicates not reported or could not be determined.

⁶ Motions: G = Granted, D = Denied, P = Pending.

* The first four digits of the A.O. number represent the year in which the wiretap was terminated. Wiretaps that were terminated prior to 2006 were not reported previously because they were part of ongoing investigations.

**TABLE B-1
STATE NEW JERSEY**

CALENDAR YEAR 2006

**REPORT BY JUDGES OF COURT-AUTHORIZED INTERCEPTS OF WIRE, ORAL, OR ELECTRONIC COMMUNICATIONS
PURSUANT TO 18 U.S.C. 2519**

A.O. Number *	Authorizing Official		Offense Specified	Intercept		Date of Application	Authorized Length		
	Judge	Prosecutor ¹		Type ²	Location ³		Original Order (Days)	Number of Extensions	Total Length (Days)
STATE ATTORNEY GENERAL (CONTINUED)									
2006-19	FEINBERG	FARBER	RACKETEERING	WC	D	04/20/2006	30	1	60
2006-20	SYPEK	FARBER	RACKETEERING	WC	D	04/28/2006	30	2	90
2006-21	SYPEK	FARBER	RACKETEERING	WC	R	05/12/2006	30	0	30
2006-22	SYPEK	FARBER	RACKETEERING	WC	D	05/12/2006	30	0	30
2006-23	SYPEK	FARBER	THEFT	WC	D	05/15/2006	20	0	20
2006-24	SYPEK	FARBER	THEFT	EE	B	05/15/2006	20	0	20
2006-25	LONGHI	FARBER	NARCOTICS	WC	D	05/19/2006	20	2	60
2006-26	SOKALSKI	FARBER	RACKETEERING	WS	H	05/25/2006	20	0	20
2006-27	SYPEK	FARBER	RACKETEERING	WC	D	05/30/2006	30	0	30
2006-28	SYPEK	FARBER	RACKETEERING	WC	D	06/14/2006	30	0	30
2006-29	LONGHI	FARBER	RACKETEERING	WC	D	06/14/2006	20	1	50
2006-30	SYPEK	FARBER	RACKETEERING	WC	D	06/14/2006	30	1	60
2006-31	SYPEK	FARBER	RACKETEERING	OM,OO	B	06/19/2006	3	0	3
2006-32	SYPEK	FARBER	RACKETEERING	WC	D	06/20/2006	30	1	60
2006-33	SYPEK	FARBER	RACKETEERING	WC	D	06/20/2006	30	1	60
2006-34	SYPEK	FARBER	RACKETEERING	WC	D	06/30/2006	30	2	90
2006-35	SYPEK	FARBER	RACKETEERING	WC	D	07/10/2006	20	1	50
2006-36	SYPEK	FARBER	NARCOTICS	WC	D	07/10/2006	20	0	20
2006-37	CALLAHAN	FARBER	RACKETEERING	WC	D	07/17/2006	30	0	30
2006-38	SYPEK	FARBER	RACKETEERING	WC	D	07/26/2006	30	0	30
2006-39	SYPEK	RABNER	RACKETEERING	WC	D	07/26/2006	30	2	90
2006-40	SYPEK	FARBER	RACKETEERING	WC	D	08/15/2006	30	0	30
2006-41	SYPEK	RABNER	RACKETEERING	WC	D	09/04/2006	30	1	60
2006-42	SYPEK	RABNER	RACKETEERING	WC	D	10/16/2006	30	0	30
2006-43	NATAL	RABNER	NARCOTICS	WC	D	10/16/2006	20	0	20
2006-44	NATAL	RABNER	NARCOTICS	WC	D	10/16/2006	20	0	20
2006-45	SYPEK	RABNER	RACKETEERING	WC	D	10/20/2006	30	0	30
2006-46	SYPEK	RABNER	RACKETEERING	WC,EO	D	10/20/2006	30	0	30
2006-47	SYPEK	RABNER	RACKETEERING	WC,EO	D	10/25/2006	30	0	30
2006-48	TRIARSI	RABNER	NARCOTICS	WC	D	10/30/2006	20	1	30
2006-49	TRIARSI	RABNER	NARCOTICS	WC	D	10/30/2006	20	0	20
2006-50	TRIARSI	RABNER	NARCOTICS	WC	D	10/30/2006	20	0	20

¹ The prosecuting official authorized the filing of the application under provisions of the state's statute. (See Table 1 for this state's statutory citation.)

² Type: WC = Cellular or Mobile Telephone (Wire), WS = Standard Telephone (Wire), WO = Other (Wire), OM = Microphone (Oral), OO = Other (Oral), ED = Digital Pager (Electronic), EE = Computer or E-Mail (Electronic), EF = Fax Machine (Electronic), EO = Other (Electronic).

³ Location: D = Portable Device, H = Personal Residence, B = Business, A = Public Area, O = Other Location, R = Roving (Relaxed Specification Order), N = Not Specified.

* The first four digits of the A.O. number represent the year in which the wiretap was terminated. Wiretaps that were terminated prior to 2006 were not reported previously because they were part of ongoing investigations.

TABLE B-1
STATE NEW JERSEY

CALENDAR YEAR 2006

**REPORT BY PROSECUTORS OF COURT-AUTHORIZED INTERCEPTS OF WIRE, ORAL, OR ELECTRONIC COMMUNICATIONS
PURSUANT TO 18 U.S.C. 2519**

A.O. Number *	Number Of Days in Oper- ation ⁴	Average Inter- cepts per Day	Number of ⁵			Costs		Number of					
			Persons Inter- cepted	Intercepts	Incrim- inating Intercepts	Total Cost in \$	Other Than Manpower in \$	Arrests	Trials	Motions to Suppress Intercepts ⁶			Persons Con- victed
										G	D	P	
STATE ATTORNEY GENERAL (CONTINUED)													
2006-19	NP	-	-	-	-	-	-	-	-	-	-	-	-
2006-20	NP	-	-	-	-	-	-	-	-	-	-	-	-
2006-21	30	32	3	953	17	22,713	1,800	-	-	-	-	-	-
2006-22	-	-	-	-	-	-	-	-	-	-	-	-	-
2006-23	19	80	81	1,525	-	4,020	300	-	-	-	-	-	-
2006-24	18	18	32	332	-	1,375	350	-	-	-	-	-	-
2006-25	60	113	174	6,772	247	93,690	16,150	-	-	-	-	-	-
2006-26	1	88	61	88	-	2,021	300	-	-	-	-	-	-
2006-27	NP	-	-	-	-	-	-	-	-	-	-	-	-
2006-28	1	5	3	5	-	16,169	15,050	-	-	-	-	-	-
2006-29	34	36	30	1,222	84	61,470	15,600	-	-	-	-	-	-
2006-30	NP	-	-	-	-	-	-	-	-	-	-	-	-
2006-31	NP	-	-	-	-	-	-	-	-	-	-	-	-
2006-32	NP	-	-	-	-	-	-	-	-	-	-	-	-
2006-33	NP	-	-	-	-	-	-	-	-	-	-	-	-
2006-34	NP	-	-	-	-	-	-	-	-	-	-	-	-
2006-35	NP	-	-	-	-	-	-	-	-	-	-	-	-
2006-36	NP	-	-	-	-	-	-	-	-	-	-	-	-
2006-37	NP	-	-	-	-	-	-	-	-	-	-	-	-
2006-38	NP	-	-	-	-	-	-	-	-	-	-	-	-
2006-39	NP	-	-	-	-	-	-	-	-	-	-	-	-
2006-40	NP	-	-	-	-	-	-	-	-	-	-	-	-
2006-41	NP	-	-	-	-	-	-	-	-	-	-	-	-
2006-42	NP	-	-	-	-	-	-	-	-	-	-	-	-
2006-43	NP	-	-	-	-	-	-	-	-	-	-	-	-
2006-44	NP	-	-	-	-	-	-	-	-	-	-	-	-
2006-45	NP	-	-	-	-	-	-	-	-	-	-	-	-
2006-46	NP	-	-	-	-	-	-	-	-	-	-	-	-
2006-47	NP	-	-	-	-	-	-	-	-	-	-	-	-
2006-48	NP	-	-	-	-	-	-	-	-	-	-	-	-
2006-49	NP	-	-	-	-	-	-	-	-	-	-	-	-
2006-50	NP	-	-	-	-	-	-	-	-	-	-	-	-

⁴ NI indicates never installed. I indicates installed but never used. NP indicates no prosecutor's report.

⁵ NR indicates not reported or could not be determined.

⁶ Motions: G = Granted, D = Denied, P = Pending.

* The first four digits of the A.O. number represent the year in which the wiretap was terminated. Wiretaps that were terminated prior to 2006 were not reported previously because they were part of ongoing investigations.

TABLE B-1
STATE NEW JERSEY

CALENDAR YEAR 2006

**REPORT BY JUDGES OF COURT-AUTHORIZED INTERCEPTS OF WIRE, ORAL, OR ELECTRONIC COMMUNICATIONS
PURSUANT TO 18 U.S.C. 2519**

A.O. Number *	Authorizing Official		Offense Specified	Intercept		Date of Application	Authorized Length		
	Judge	Prosecutor ¹		Type ²	Location ³		Original Order (Days)	Number of Extensions	Total Length (Days)
STATE ATTORNEY GENERAL (CONTINUED)									
2006-51	TRIARSI	RABNER	NARCOTICS	WC	D	10/30/2006	20	1	30
2006-52	NATAL	RABNER	NARCOTICS	WC	D	11/17/2006	20	0	20
2006-53	NATAL	RABNER	NARCOTICS	WC	D	11/17/2006	20	2	80
2006-54	SYPEK	RABNER	RACKETEERING	WC	D	11/22/2006	30	1	60
2006-55	BOZONELIS	RABNER	MURDER	WC	D	12/05/2006	30	0	30
2006-56	BOZONELIS	RABNER	MURDER	WS	H	12/05/2006	30	0	30
2006-57	BOZONELIS	RABNER	CONSPIRACY	WC	D	12/07/2006	20	1	50
2006-58	NATAL	RABNER	NARCOTICS	WC	D	12/14/2006	30	0	30
2006-59	NATAL	RABNER	NARCOTICS	WC	D	12/14/2006	30	1	60
2006-60	NATAL	RABNER	NARCOTICS	WC	D	12/14/2006	30	1	60
2006-61	BOZONELIS	RABNER	MURDER	WC	D	12/15/2006	30	1	60
2006-62	NATAL	RABNER	NARCOTICS	WC	D	12/19/2006	30	1	60
2006-63	BOZONELIS	RABNER	MURDER	WC	D	12/20/2006	30	0	30
2005-68	GAROFOLO	HARVEY	RACKETEERING	WC	D	12/13/2004	30	0	30
2005-69	GAROFOLO	HARVEY	RACKETEERING	WC	D	12/13/2004	30	0	30
2005-70	GAROFOLO	HARVEY	RACKETEERING	WC	D	12/13/2004	30	0	30
2005-71	GAROFOLO	HARVEY	GAMBLING	WC	D	01/21/2005	20	0	20
2005-72	GAROFOLO	HARVEY	GAMBLING	WC	D	01/21/2005	20	0	20
2005-73	SYPEK	HARVEY	RACKETEERING	WC	D	10/21/2005	30	2	90
2005-74	BOZONELIS	HARVEY	NARCOTICS	WC	D	11/17/2005	30	2	90
2005-75	BOZONELIS	HARVEY	NARCOTICS	WC	D	11/17/2005	30	4	150
2005-76	BOZONELIS	HARVEY	NARCOTICS	WC	D	11/17/2005	30	3	120
2005-77	SYPEK	HARVEY	RACKETEERING	WC	D	11/25/2005	30	2	90
2005-78	BOZONELIS	HARVEY	NARCOTICS	WC	D	12/20/2005	30	0	30
2005-79	BOZONELIS	HARVEY	NARCOTICS	WC	D	12/20/2005	30	0	30
2005-80	SYPEK	KAPLEN	RACKETEERING	WC	D	12/27/2005	30	1	60
2004-40	GAROFOLO	HARVEY	NARCOTICS	WC	D	01/15/2004	20	0	20
2004-41	GAROFOLO	HARVEY	NARCOTICS	WC	D	09/08/2004	20	1	50
2004-42	GAROFOLO	HARVEY	NARCOTICS	WC	D	09/28/2004	30	1	60
2004-43	GAROFOLO	HARVEY	RACKETEERING	WC	D	09/30/2004	30	2	90
2004-44	GAROFOLO	HARVEY	RACKETEERING	WC	D	11/02/2004	30	0	30
2004-45	GAROFOLO	HARVEY	RACKETEERING	WC	D	11/02/2004	30	0	30

¹ The prosecuting official authorized the filing of the application under provisions of the state's statute. (See Table 1 for this state's statutory citation.)

² Type: WC = Cellular or Mobile Telephone (Wire), WS = Standard Telephone (Wire), WO = Other (Wire), OM = Microphone (Oral), OO = Other (Oral), ED = Digital Pager (Electronic), EE = Computer or E-Mail (Electronic), EF = Fax Machine (Electronic), EO = Other (Electronic).

³ Location: D = Portable Device, H = Personal Residence, B = Business, A = Public Area, O = Other Location, R = Roving (Relaxed Specification Order), N = Not Specified.

* The first four digits of the A.O. number represent the year in which the wiretap was terminated. Wiretaps that were terminated prior to 2006 were not reported previously because they were part of ongoing investigations.

TABLE B-1
STATE NEW JERSEY

CALENDAR YEAR 2006

REPORT BY PROSECUTORS OF COURT-AUTHORIZED INTERCEPTS OF WIRE, ORAL, OR ELECTRONIC COMMUNICATIONS
PURSUANT TO 18 U.S.C. 2519

A.O. Number *	Number Of Days in Oper- ation ⁴	Average Inter- cepts per Day	Number of ⁵			Costs		Number of					
			Persons Inter- cepted	Intercepts	Incrim- inating Intercepts	Total Cost in \$	Other Than Manpower in \$	Arrests	Trials	Motions to Suppress Intercepts ⁶			Persons Con- victed
										G	D	P	
STATE ATTORNEY GENERAL (CONTINUED)													
2006-51	NP	-	-	-	-	-	-	-	-	-	-	-	-
2006-52	NP	-	-	-	-	-	-	-	-	-	-	-	-
2006-53	NP	-	-	-	-	-	-	-	-	-	-	-	-
2006-54	NP	-	-	-	-	-	-	-	-	-	-	-	-
2006-55	NP	-	-	-	-	-	-	-	-	-	-	-	-
2006-56	NP	-	-	-	-	-	-	-	-	-	-	-	-
2006-57	NP	-	-	-	-	-	-	-	-	-	-	-	-
2006-58	NP	-	-	-	-	-	-	-	-	-	-	-	-
2006-59	NP	-	-	-	-	-	-	-	-	-	-	-	-
2006-60	NP	-	-	-	-	-	-	-	-	-	-	-	-
2006-61	NP	-	-	-	-	-	-	-	-	-	-	-	-
2006-62	NP	-	-	-	-	-	-	-	-	-	-	-	-
2006-63	NP	-	-	-	-	-	-	-	-	-	-	-	-
2005-68	12	149	41	1,789	91	47,483	2,000	-	-	-	-	-	-
2005-69	30	136	61	4,087	200	114,136	2,000	-	-	-	-	-	-
2005-70	30	-	-	-	-	48,040	2,600	-	-	-	-	-	-
2005-71	17	79	34	1,350	376	75,640	7,050	-	-	-	-	-	-
2005-72	17	57	57	970	580	75,640	7,050	-	-	-	-	-	-
2005-73	NP	-	-	-	-	-	-	-	-	-	-	-	-
2005-74	NP	-	-	-	-	-	-	-	-	-	-	-	-
2005-75	NP	-	-	-	-	-	-	-	-	-	-	-	-
2005-76	NP	-	-	-	-	-	-	-	-	-	-	-	-
2005-77	NP	-	-	-	-	-	-	-	-	-	-	-	-
2005-78	NP	-	-	-	-	-	-	-	-	-	-	-	-
2005-79	NP	-	-	-	-	-	-	-	-	-	-	-	-
2005-80	NP	-	-	-	-	-	-	-	-	-	-	-	-
2004-40	20	30	52	610	43	14,894	4,400	-	-	-	-	-	-
2004-41	50	99	60	4,951	476	293,970	15,050	-	-	-	-	-	-
2004-42	60	42	63	2,529	452	228,338	2,000	-	-	-	-	-	-
2004-43	68	81	176	5,528	2,916	387,448	4,050	-	-	-	-	-	-
2004-44	30	62	79	1,867	328	120,244	2,600	-	-	-	-	-	-
2004-45	21	30	40	629	107	78,403	1,250	-	-	-	-	-	-

⁴ NI indicates never installed. I indicates installed but never used. NP indicates no prosecutor's report.

⁵ NR indicates not reported or could not be determined.

⁶ Motions: G = Granted, D = Denied, P = Pending.

* The first four digits of the A.O. number represent the year in which the wiretap was terminated. Wiretaps that were terminated prior to 2006 were not reported previously because they were part of ongoing investigations.

REPORT BY JUDGES OF COURT-AUTHORIZED INTERCEPTS OF WIRE, ORAL, OR ELECTRONIC COMMUNICATIONS
PURSUANT TO 18 U.S.C. 2519

A.O. Number *	Authorizing Official		Offense Specified	Intercept		Date of Application	Authorized Length		
	Judge	Prosecutor ¹		Type ²	Location ³		Original Order (Days)	Number of Extensions	Total Length (Days)
STATE ATTORNEY GENERAL (CONTINUED)									
2004-46	GAROFOLO	HARVEY	RACKETEERING	WC	D	11/02/2004	30	0	30
2003-55	CALLAHAN	SAMSON	RACKETEERING	WC	D	01/16/2003	30	1	60
WARREN									
2006-1	FEINBERG	FERGUSON	NARCOTICS	WC	D	05/17/2006	20	1	30
2006-2	FEINBERG	FERGUSON	NARCOTICS	WC	D	06/05/2006	20	1	30

¹ The prosecuting official authorized the filing of the application under provisions of the state's statute. (See Table 1 for this state's statutory citation.)

² Type: WC = Cellular or Mobile Telephone (Wire), WS = Standard Telephone (Wire), WO = Other (Wire), OM = Microphone (Oral), OO = Other (Oral), ED = Digital Pager (Electronic), EE = Computer or E-Mail (Electronic), EF = Fax Machine (Electronic), EO = Other (Electronic).

³ Location: D = Portable Device, H = Personal Residence, B = Business, A = Public Area, O = Other Location, R = Roving (Relaxed Specification Order), N = Not Specified.

* The first four digits of the A.O. number represent the year in which the wiretap was terminated. Wiretaps that were terminated prior to 2006 were not reported previously because they were part of ongoing investigations.

TABLE B-1
STATE NEW JERSEY

CALENDAR YEAR 2006

REPORT BY PROSECUTORS OF COURT-AUTHORIZED INTERCEPTS OF WIRE, ORAL, OR ELECTRONIC COMMUNICATIONS
PURSUANT TO 18 U.S.C. 2519

A.O. Number *	Number Of Days in Oper- ation ⁴	Average Inter- cepts per Day	Number of ⁵			Costs		Number of					
			Persons Inter- cepted	Intercepts	Incrim- inating Intercepts	Total Cost in \$	Other Than Manpower in \$	Arrests	Trials	Motions to Suppress Intercepts ⁶			Persons Con- victed
										G	D	P	
STATE ATTORNEY GENERAL (CONTINUED)													
2004-46	21	4	20	87	3	73,928	1,250	-	-	-	-	-	-
2003-55	58	42	171	2,413	180	81,060	3,496	-	-	-	-	-	-
WARREN													
2006-1	29	48	221	1,389	129	66,565	3,925	-	-	-	-	-	-
2006-2	30	94	180	2,814	425	65,840	3,200	-	-	-	-	-	-

⁴ NI indicates never installed. I indicates installed but never used. NP indicates no prosecutor's report.

⁵ NR indicates not reported or could not be determined.

⁶ Motions: G = Granted, D = Denied, P = Pending.

* The first four digits of the A.O. number represent the year in which the wiretap was terminated. Wiretaps that were terminated prior to 2006 were not reported previously because they were part of ongoing investigations.

TABLE B-1
STATE NEW MEXICO

CALENDAR YEAR 2006

REPORT BY JUDGES OF COURT-AUTHORIZED INTERCEPTS OF WIRE, ORAL, OR ELECTRONIC COMMUNICATIONS
PURSUANT TO 18 U.S.C. 2519

A.O. Number *	Authorizing Official		Offense Specified	Intercept		Date of Application	Authorized Length		
	Judge	Prosecutor ¹		Type ²	Location ³		Original Order (Days)	Number of Extensions	Total Length (Days)
1ST JUDICIAL DISTRICT (SANTA FE, LOS ALAMOS, RIO ARRIBA)									
2006-1	VIGIL	VALDEZ	MURDER	WC,WS	D,H	01/06/2006	25	0	25
2ND JUDICIAL DISTRICT (BERNALILLO)									
2006-1	BLACKMER	BRANDENBURG	MURDER	WC,WS	D,H	04/05/2006	30	0	30
2006-2	MARTINEZ	BRANDENBURG	MURDER	WC,WS	D,H	10/26/2006	30	0	30

¹ The prosecuting official authorized the filing of the application under provisions of the state's statute. (See Table 1 for this state's statutory citation.)

² Type: WC = Cellular or Mobile Telephone (Wire), WS = Standard Telephone (Wire), WO = Other (Wire), OM = Microphone (Oral), OO = Other (Oral), ED = Digital Pager (Electronic), EE = Computer or E-Mail (Electronic), EF = Fax Machine (Electronic), EO = Other (Electronic).

³ Location: D = Portable Device, H = Personal Residence, B = Business, A = Public Area, O = Other Location, R = Roving (Relaxed Specification Order), N = Not Specified.

* The first four digits of the A.O. number represent the year in which the wiretap was terminated. Wiretaps that were terminated prior to 2006 were not reported previously because they were part of ongoing investigations.

TABLE B-1
STATE NEW MEXICO

CALENDAR YEAR 2006

REPORT BY PROSECUTORS OF COURT-AUTHORIZED INTERCEPTS OF WIRE, ORAL, OR ELECTRONIC COMMUNICATIONS
PURSUANT TO 18 U.S.C. 2519

A.O. Number *	Number Of Days in Oper- ation ⁴	Average Inter- cepts per Day	Number of ⁵			Costs		Number of					
			Persons Inter- cepted	Intercepts	Incrim- inating Intercepts	Total Cost in \$	Other Than Manpower in \$	Arrests	Trials	Motions to Suppress Intercepts ⁶			Persons Con- victed
										G	D	P	
1ST JUDICIAL DISTRICT (SANTA FE, LOS ALAMOS, RIO ARRIBA)													
2006-1	25	528	3	13,199	-	100,216	3,393	-	-	-	-	-	-
2ND JUDICIAL DISTRICT (BERNALILLO)													
2006-1	15	98	6	1,475	2	30,000	-	1	-	-	-	-	-
2006-2	15	137	5	2,050	-	30,000	-	-	-	-	-	-	-

⁴ NI indicates never installed. I indicates installed but never used. NP indicates no prosecutor's report.

⁵ NR indicates not reported or could not be determined.

⁶ Motions: G = Granted, D = Denied, P = Pending.

* The first four digits of the A.O. number represent the year in which the wiretap was terminated. Wiretaps that were terminated prior to 2006 were not reported previously because they were part of ongoing investigations.

TABLE B-1
STATE NEW YORK

CALENDAR YEAR 2006

**REPORT BY JUDGES OF COURT-AUTHORIZED INTERCEPTS OF WIRE, ORAL, OR ELECTRONIC COMMUNICATIONS
PURSUANT TO 18 U.S.C. 2519**

A.O. Number *	Authorizing Official		Offense Specified	Intercept		Date of Application	Authorized Length		
	Judge	Prosecutor ¹		Type ²	Location ³		Original Order (Days)	Number of Extensions	Total Length (Days)
ALBANY									
2006-1	TERESI	SOARES	CONSPIRACY	WC	D	05/08/2006	25	0	25
2006-2	TERESI	SOARES	CONSPIRACY	WC	D	05/08/2006	25	0	25
2006-3	TERESI	SOARES	GAMBLING	WC	D	11/20/2006	30	0	30
CHAUTAUQUA									
2006-1	WARD	FOLEY	NARCOTICS	WC	D	05/12/2006	30	1	44
2006-2	WARD	FOLEY	MURDER	WS	H	09/09/2006	30	0	30
2006-3	WARD	FOLEY	MURDER	WC	D	09/09/2006	30	0	30
2006-4	WARD	FOLEY	MURDER	WC	D	09/09/2006	30	0	30
2006-5	WARD	FOLEY	MURDER	WC	D	09/09/2006	30	0	30
2006-6	WARD	FOLEY	NARCOTICS	WC	D	11/17/2006	30	0	30
2006-7	WARD	FOLEY	NARCOTICS	WC	D	12/11/2006	30	0	30
DUTCHESS									
2006-1	BRUHN	GRADY	MURDER	WC	D	05/25/2006	30	0	30
2006-2	BRUHN	GRADY	MURDER	WC	D	05/25/2006	30	3	120
2006-3	BRUHN	GRADY	MURDER	WC	D	07/05/2006	30	0	30
2006-4	BRUHN	GRADY	MURDER	WC	D	07/05/2006	30	2	90
2006-5	BRUHN	GRADY	MURDER	WC	D	09/02/2006	30	0	30
2006-6	BRUHN	GRADY	MURDER	WC	D	09/26/2006	30	0	30
2006-7	BRUHN	GRADY	MURDER	WC	D	10/06/2006	30	1	60
FULTON									
2006-1	GIARDINO	SIRA	GAMBLING	WC	D	03/16/2006	30	0	30
2006-2	GIARDINO	SIRA	NARCOTICS	WC	D	06/16/2006	30	1	60
2006-3	GIARDINO	SIRA	NARCOTICS	WC	D	07/12/2006	30	0	30
KINGS									
2006-1	WALSH	HYNES	NARCOTICS	WC	D	03/14/2006	30	5	178
2006-2	WALSH	HYNES	NARCOTICS	WS	H	04/12/2006	30	0	30
2006-3	WALSH	HYNES	NARCOTICS	WC	D	05/12/2006	30	0	30
2006-4	WALSH	HYNES	NARCOTICS	WC	D	05/23/2006	19	3	107
2006-5	WALSH	HYNES	NARCOTICS	WC	D	06/09/2006	30	0	30
2006-6	WALSH	HYNES	NARCOTICS	WC	D	07/10/2006	30	0	30
2006-7	WALSH	HYNES	RACKETEERING	WC	D	07/24/2006	30	1	60
2006-8	WALSH	HYNES	RACKETEERING	WS	H	07/24/2006	30	3	120

¹ The prosecuting official authorized the filing of the application under provisions of the state's statute. (See Table 1 for this state's statutory citation.)

² Type: WC = Cellular or Mobile Telephone (Wire), WS = Standard Telephone (Wire), WO = Other (Wire), OM = Microphone (Oral), OO = Other (Oral), ED = Digital Pager (Electronic), EE = Computer or E-Mail (Electronic), EF = Fax Machine (Electronic), EO = Other (Electronic).

³ Location: D = Portable Device, H = Personal Residence, B = Business, A = Public Area, O = Other Location, R = Roving (Relaxed Specification Order), N = Not Specified.

* The first four digits of the A.O. number represent the year in which the wiretap was terminated. Wiretaps that were terminated prior to 2006 were not reported previously because they were part of ongoing investigations.

TABLE B-1
STATE NEW YORK

CALENDAR YEAR 2006

REPORT BY PROSECUTORS OF COURT-AUTHORIZED INTERCEPTS OF WIRE, ORAL, OR ELECTRONIC COMMUNICATIONS
PURSUANT TO 18 U.S.C. 2519

A.O. Number *	Number Of Days in Oper- ation ⁴	Average Inter- cepts per Day	Number of ⁵			Costs		Number of						
			Persons Inter- cepted	Intercepts	Incrim- inating Intercepts	Total Cost in \$	Other Than Manpower in \$	Arrests	Trials	Motions to Suppress Intercepts ⁶			Persons Con- victed	
										G	D	P		
ALBANY														
2006-1	25	123	NR	3,078	294	-	-	11	-	-	-	-	-	11
2006-2	25	174	NR	4,345	126	-	-	RELATED TO NO. 2006-1						
2006-3	30	35	7	1,050	374	44,000	10,000	-	-	-	-	-	-	-
CHAUTAUQUA														
2006-1	37	399	20	14,772	436	8,000	3,000	9	-	-	-	-	-	-
2006-2	30	6	46	182	7	13,500	1,500	-	-	-	-	-	-	-
2006-3	30	6	NR	169	4	12,400	400	-	-	-	-	-	-	-
2006-4	30	10	NR	287	8	12,400	400	-	-	-	-	-	-	-
2006-5	30	3	NR	81	1	12,400	400	-	-	-	-	-	-	-
2006-6	30	18	20	531	97	7,340	3,500	4	-	-	-	-	-	-
2006-7	11	3	1	35	NR	4,780	3,500	4	-	-	-	-	-	-
DUTCHESS														
2006-1	I	-	-	-	-	RELATED TO NO. 2006-7		-	-	-	-	-	-	-
2006-2	69	125	86	8,655	2,237	RELATED TO NO. 2006-7		RELATED TO NO. 2006-7						
2006-3	7	66	18	459	90	RELATED TO NO. 2006-7		RELATED TO NO. 2006-7						
2006-4	35	104	86	3,656	1,130	RELATED TO NO. 2006-7		RELATED TO NO. 2006-7						
2006-5	30	31	20	921	291	RELATED TO NO. 2006-7		RELATED TO NO. 2006-7						
2006-6	30	1	8	36	6	RELATED TO NO. 2006-7		RELATED TO NO. 2006-7						
2006-7	40	48	25	1,934	555	641,000	16,000	13	-	-	-	10	-	-
FULTON														
2006-1	22	143	3	3,149	715	95,000	15,000	4	-	-	-	-	-	4
2006-2	57	95	176	5,407	288	44,058	5,650	20	-	-	-	-	-	18
2006-3	30	27	47	811	165	RELATED TO NO. 2006-2		RELATED TO NO. 2006-2						
KINGS														
2006-1	178	54	100	9,659	2,000	154,504	-	11	-	-	-	-	-	1
2006-2	30	22	20	660	20	26,040	-	RELATED TO NO. 2006-1						
2006-3	30	-	-	-	-	26,040	-	RELATED TO NO. 2006-1						
2006-4	107	27	23	2,870	100	90,736	-	RELATED TO NO. 2006-1						
2006-5	29	10	9	291	-	26,040	-	RELATED TO NO. 2006-1						
2006-6	11	116	35	1,277	20	26,040	-	RELATED TO NO. 2006-1						
2006-7	60	167	25	10,014	3,000	125,550	-	-	-	-	-	-	-	-
2006-8	95	37	75	3,504	1,402	174,375	-	-	-	-	-	-	-	-

⁴ NI indicates never installed. I indicates installed but never used. NP indicates no prosecutor's report.

⁵ NR indicates not reported or could not be determined.

⁶ Motions: G = Granted, D = Denied, P = Pending.

* The first four digits of the A.O. number represent the year in which the wiretap was terminated. Wiretaps that were terminated prior to 2006 were not reported previously because they were part of ongoing investigations.

TABLE B-1
STATE NEW YORK

CALENDAR YEAR 2006

**REPORT BY JUDGES OF COURT-AUTHORIZED INTERCEPTS OF WIRE, ORAL, OR ELECTRONIC COMMUNICATIONS
PURSUANT TO 18 U.S.C. 2519**

A.O. Number *	Authorizing Official		Offense Specified	Intercept		Date of Application	Authorized Length		
	Judge	Prosecutor ¹		Type ²	Location ³		Original Order (Days)	Number of Extensions	Total Length (Days)
KINGS (CONTINUED)									
2006-9	WALSH	HYNES	RACKETEERING	WC	D	07/24/2006	30	1	60
2006-10	WALSH	HYNES	RACKETEERING	WS	H	07/24/2006	30	0	30
2006-11	WALSH	HYNES	RACKETEERING	WS	H	07/24/2006	30	3	120
2006-12	WALSH	HYNES	RACKETEERING	WC	D	07/24/2006	30	3	120
2006-13	WALSH	HYNES	RACKETEERING	WS	B	07/24/2006	30	2	90
2006-14	WALSH	HYNES	NARCOTICS	WC	D	08/01/2006	10	1	38
2006-15	WALSH	HYNES	RACKETEERING	WC	D	08/09/2006	16	3	106
2006-16	WALSH	HYNES	NARCOTICS	WC	D	08/29/2006	30	1	56
2006-17	WALSH	HYNES	NARCOTICS	WC	D	08/29/2006	30	0	30
2006-18	WALSH	FEINSTEIN	RACKETEERING	WC	D	09/06/2006	17	2	62
2006-19	TOMEI	FEINSTEIN	RACKETEERING	WS	B	10/20/2006	30	0	30
2006-20	TOMEI	HYNES	RACKETEERING	WS	H	10/26/2006	28	1	58
2006-21	TOMEI	HYNES	RACKETEERING	WC	D	10/26/2006	28	1	58
2006-22	TOMEI	HYNES	RACKETEERING	WC	D	10/26/2006	28	1	58
2006-23	TOMEI	HYNES	RACKETEERING	WS	H	10/27/2006	28	1	58
MONROE									
2006-1	KEENAN	GREEN	NARCOTICS	WC	D	02/21/2006	30	0	30
2006-2	GERACI	GREEN	NARCOTICS	WC	D	03/13/2006	30	1	60
2006-3	KEENAN	GREEN	NARCOTICS	WC	D	03/15/2006	30	0	30
2006-4	KEENAN	GREEN	NARCOTICS	WC	D	03/17/2006	30	0	30
2006-5	GERACI	GREEN	NARCOTICS	WC	D	03/20/2006	30	0	30
2006-6	GERACI	GREEN	NARCOTICS	WC	D	03/31/2006	30	0	30
2006-7	GERACI	GREEN	NARCOTICS	WC	D	04/11/2006	30	0	30
2006-8	SCHWARTZ	GREEN	MURDER	OM	O	09/28/2006	30	0	30
2006-9	MARKS	GREEN	NARCOTICS	WC	D	12/19/2006	30	0	30
2005-1	CONNELL	GREEN	NARCOTICS	WC	D	01/11/2005	30	1	60
2005-2	CONNELL	GREEN	NARCOTICS	ED	D	01/12/2005	30	1	60
2005-3	MARKS	GREEN	MURDER	WC	D	03/10/2005	30	0	30
2005-4	MARKS	GREEN	MURDER	OM	O	03/11/2005	30	0	30
2005-5	MARKS	GREEN	MURDER	WC	D	03/28/2005	30	1	60
2005-6	MARKS	GREEN	MURDER	WC	D	03/29/2005	30	0	30
2005-7	MARKS	GREEN	MURDER	WC	D	04/12/2005	30	0	30

¹ The prosecuting official authorized the filing of the application under provisions of the state's statute. (See Table 1 for this state's statutory citation.)

² Type: WC = Cellular or Mobile Telephone (Wire), WS = Standard Telephone (Wire), WO = Other (Wire), OM = Microphone (Oral), OO = Other (Oral), ED = Digital Pager (Electronic), EE = Computer or E-Mail (Electronic), EF = Fax Machine (Electronic), EO = Other (Electronic).

³ Location: D = Portable Device, H = Personal Residence, B = Business, A = Public Area, O = Other Location, R = Roving (Relaxed Specification Order), N = Not Specified.

* The first four digits of the A.O. number represent the year in which the wiretap was terminated. Wiretaps that were terminated prior to 2006 were not reported previously because they were part of ongoing investigations.

TABLE B-1
STATE NEW YORK

CALENDAR YEAR 2006

**REPORT BY PROSECUTORS OF COURT-AUTHORIZED INTERCEPTS OF WIRE, ORAL, OR ELECTRONIC COMMUNICATIONS
PURSUANT TO 18 U.S.C. 2519**

A.O. Number *	Number Of Days in Oper- ation ⁴	Average Inter- cepts per Day	Number of ⁵			Costs		Number of					
			Persons Inter- cepted	Intercepts	Incrim- inating Intercepts	Total Cost in \$	Other Than Manpower in \$	Arrests	Trials	Motions to Suppress Intercepts ⁶			Persons Con- victed
										G	D	P	
KINGS (CONTINUED)													
2006-9	60	31	50	1,872	618	125,550	-	-	-	-	-	-	-
2006-10	30	65	25	1,964	190	83,700	-	-	-	-	-	-	-
2006-11	95	73	75	6,960	3,480	RELATED TO NO. 2006-8	-	-	-	-	-	-	-
2006-12	95	125	100	11,841	8,880	RELATED TO NO. 2006-8	-	-	-	-	-	-	-
2006-13	90	15	200	1,319	1,253	167,400	-	-	-	-	-	-	-
2006-14	38	31	25	1,161	10	32,224	-	RELATED TO NO. 2006-1					
2006-15	106	85	50	9,012	6,759	154,845	-	-	-	-	-	-	-
2006-16	56	21	16	1,195	50	47,488	-	RELATED TO NO. 2006-1					
2006-17	11	-	-	-	-	26,040	-	RELATED TO NO. 2006-1					
2006-18	22	97	50	2,133	213	30,690	-	-	-	-	-	-	-
2006-19	5	140	600	701	665	6,975	-	-	-	-	-	-	-
2006-20	54	86	75	4,640	2,320	RELATED TO NO. 2006-21	-	-	-	-	-	-	-
2006-21	54	111	50	6,008	4,506	122,760	-	-	-	-	-	-	-
2006-22	54	146	100	7,894	5,920	RELATED TO NO. 2006-21	-	-	-	-	-	-	-
2006-23	53	44	75	2,336	934	RELATED TO NO. 2006-21	-	-	-	-	-	-	-
MONROE													
2006-1	28	11	39	303	200	191,000	2,000	11	-	-	-	-	-
2006-2	37	64	150	2,350	297	80,280	3,000	6	-	-	-	-	3
2006-3	24	36	135	856	179	RELATED TO NO. 2006-1	-	RELATED TO NO. 2006-1					
2006-4	21	13	31	280	181	RELATED TO NO. 2006-1	-	RELATED TO NO. 2006-1					
2006-5	27	13	18	359	222	10,600	2,600	2	-	-	-	-	-
2006-6	29	43	18	1,244	458	10,375	2,375	2	-	-	-	-	-
2006-7	10	94	50	937	187	26,040	3,000	6	-	-	-	3	-
2006-8	5	1	3	5	5	500	-	1	-	-	-	-	-
2006-9	10	-	-	-	-	11,500	1,500	-	-	-	-	-	-
2005-1	47	18	9	848	88	3,000	3,000	4	-	-	-	-	-
2005-2	46	1	NR	37	NR	3,000	3,000	RELATED TO NO. 2005-1					
2005-3	4	7	1	29	2	105,000	-	7	1	-	-	-	6
2005-4	8	27	5	219	12	RELATED TO NO. 2005-3	-	RELATED TO NO. 2005-3					
2005-5	36	65	10	2,339	491	RELATED TO NO. 2005-3	-	RELATED TO NO. 2005-3					
2005-6	30	19	10	574	77	RELATED TO NO. 2005-3	-	RELATED TO NO. 2005-3					
2005-7	21	29	NR	601	198	RELATED TO NO. 2005-3	-	RELATED TO NO. 2005-3					

⁴ NI indicates never installed. I indicates installed but never used. NP indicates no prosecutor's report.

⁵ NR indicates not reported or could not be determined.

⁶ Motions: G = Granted, D = Denied, P = Pending.

* The first four digits of the A.O. number represent the year in which the wiretap was terminated. Wiretaps that were terminated prior to 2006 were not reported previously because they were part of ongoing investigations.

TABLE B-1
STATE NEW YORK

CALENDAR YEAR 2006

**REPORT BY JUDGES OF COURT-AUTHORIZED INTERCEPTS OF WIRE, ORAL, OR ELECTRONIC COMMUNICATIONS
PURSUANT TO 18 U.S.C. 2519**

A.O. Number *	Authorizing Official		Offense Specified	Intercept		Date of Application	Authorized Length		
	Judge	Prosecutor ¹		Type ²	Location ³		Original Order (Days)	Number of Extensions	Total Length (Days)
MONROE (CONTINUED)									
2005-8	BELLINI	GREEN	NARCOTICS	WC	D	08/22/2005	30	3	120
2005-9	BELLINI	GREEN	NARCOTICS	WC	D	08/31/2005	30	2	90
2005-10	BELLINI	GREEN	NARCOTICS	WC	D	08/31/2005	30	0	30
2005-11	BELLINI	GREEN	NARCOTICS	WC	D	09/07/2005	30	0	30
2005-12	BELLINI	GREEN	NARCOTICS	WC	D	10/07/2005	30	0	30
2005-13	BELLINI	GREEN	NARCOTICS	WC	D	10/27/2005	30	0	30
2005-14	BELLINI	GREEN	NARCOTICS	WC	D	11/16/2005	30	0	30
2005-15	RENZI	GREEN	MURDER	OM	O	12/29/2005	30	0	30
MONTGOMERY									
2005-6	SISE	CONBOY	NARCOTICS	WC	D	03/15/2005	30	0	30
NASSAU									
2006-1	GULOTTA	RICE	NARCOTICS	WC	D	02/16/2006	30	1	60
2006-2	GULOTTA	RICE	THEFT	WC	D	04/19/2006	30	1	60
2006-3	GULOTTA	RICE	NARCOTICS	WC	D	04/21/2006	30	2	90
2006-4	GULOTTA	RICE	NARCOTICS	WC	D	06/01/2006	30	0	30
2006-5	GULOTTA	RICE	MURDER	WC,WO	D	06/20/2006	2	0	2
2006-6	LUNN	RICE	OTHER	WC	D	09/29/2006	30	1	60
NEW YORK									
2006-1	GONZALEZ	MORGENTHAU	RACKETEERING	WC,WS,OO	D,H,O	01/27/2005	29	19	519
2006-2	RIVERA	MORGENTHAU	LARCENY	WC	D	02/01/2005	30	12	390
2006-3	RIVERA	MORGENTHAU	LARCENY	WC	D	03/31/2005	30	10	330
2006-4	RIVERA	MORGENTHAU	LARCENY	WC	D	05/10/2005	30	9	300
2006-5	FRIEDMAN	MORGENTHAU	NARCOTICS	WC,OM	D,O	07/22/2005	30	8	270
2006-6	FLORIO	MORGENTHAU	GAMBLING	WC,WS	D,H,B	09/30/2005	30	4	150
2006-7	RIVERA	MORGENTHAU	LARCENY	WC	D	11/09/2005	30	2	90
2006-8	FISHER	MORGENTHAU	GAMBLING	ED	D	11/16/2005	30	5	180
2006-9	BUCHTER	MORGENTHAU	GAMBLING	WC	D	11/22/2005	30	4	150
2006-10	BUCHTER	MORGENTHAU	GAMBLING	OM	B	02/10/2006	30	0	30
2006-11	LIFSON	MORGENTHAU	GAMBLING	OM	B	04/07/2006	30	3	120
2006-12	LIFSON	MORGENTHAU	GAMBLING	WC	D	04/07/2006	30	3	120
2006-13	SPOLZINO	MORGENTHAU	GAMBLING	ED	D	06/30/2006	30	5	180
2006-14	FISHER	MORGENTHAU	GAMBLING	ED	D	06/30/2006	30	1	60

¹ The prosecuting official authorized the filing of the application under provisions of the state's statute. (See Table 1 for this state's statutory citation.)

² Type: WC = Cellular or Mobile Telephone (Wire), WS = Standard Telephone (Wire), WO = Other (Wire), OM = Microphone (Oral), OO = Other (Oral), ED = Digital Pager (Electronic), EE = Computer or E-Mail (Electronic), EF = Fax Machine (Electronic), EO = Other (Electronic).

³ Location: D = Portable Device, H = Personal Residence, B = Business, A = Public Area, O = Other Location, R = Roving (Relaxed Specification Order), N = Not Specified.

* The first four digits of the A.O. number represent the year in which the wiretap was terminated. Wiretaps that were terminated prior to 2006 were not reported previously because they were part of ongoing investigations.

TABLE B-1
STATE NEW YORK

CALENDAR YEAR 2006

**REPORT BY PROSECUTORS OF COURT-AUTHORIZED INTERCEPTS OF WIRE, ORAL, OR ELECTRONIC COMMUNICATIONS
PURSUANT TO 18 U.S.C. 2519**

A.O. Number *	Number Of Days in Oper- ation ⁴	Average Inter- cepts per Day	Number of ⁵			Costs		Number of					
			Persons Inter- cepted	Intercepts	Incrim- inating Intercepts	Total Cost in \$	Other Than Manpower in \$	Arrests	Trials	Motions to Suppress Intercepts ⁶			Persons Con- victed
										G	D	P	
MONROE (CONTINUED)													
2005-8	91	66	10	5,967	468	3,000	3,000	8	-	-	-	-	-
2005-9	82	41	NR	3,374	966	RELATED TO NO. 2005-8		RELATED TO NO. 2005-8					
2005-10	15	NR	NR	NR	NR	RELATED TO NO. 2005-8		RELATED TO NO. 2005-8					
2005-11	30	12	NR	350	200	RELATED TO NO. 2005-8		RELATED TO NO. 2005-8					
2005-12	29	21	NR	617	66	RELATED TO NO. 2005-8		RELATED TO NO. 2005-8					
2005-13	23	50	NR	1,153	123	RELATED TO NO. 2005-8		RELATED TO NO. 2005-8					
2005-14	2	NR	NR	NR	NR	RELATED TO NO. 2005-8		RELATED TO NO. 2005-8					
2005-15	1	1	2	1	1	-	-	1	-	-	-	-	-
MONTGOMERY													
2005-6	15	74	210	1,105	23	35,000	7,000	2	-	-	2	-	2
NASSAU													
2006-1	54	369	190	19,906	2,846	57,800	3,800	RELATED TO NO. 2006-3					
2006-2	59	139	620	8,229	545	24,000	6,000	4	-	-	-	-	3
2006-3	69	162	152	11,200	1,250	168,000	6,000	10	-	-	-	-	-
2006-4	20	46	20	919	164	4,700	1,500	1	-	-	-	-	-
2006-5	2	10	13	19	1	455	350	1	-	-	-	-	-
2006-6	48	102	20	4,895	1,855	138,000	12,000	9	-	-	-	-	1
NEW YORK													
2006-1	519	202	3,550	105,000	75,000	906,323	251,608	11	-	-	-	-	-
2006-2	390	58	450	22,648	2,200	279,900	55,000	1	-	-	-	1	-
2006-3	330	76	550	25,015	2,100	232,350	42,350	1	-	-	-	1	-
2006-4	300	37	350	11,046	1,600	200,000	35,000	1	-	-	-	1	-
2006-5	249	94	380	23,394	10,527	527,554	8,742	3	-	-	-	-	3
2006-6	150	148	180	22,223	13,890	294,000	4,000	-	-	-	-	-	-
2006-7	90	35	120	3,118	700	69,955	14,955	1	-	-	-	1	-
2006-8	129	5	60	585	160	RELATED TO NO. 2006-9		-	-	-	-	-	-
2006-9	129	20	275	2,625	84	441,665	25,000	-	-	-	-	-	-
2006-10	NI	-	-	-	-	-	-	-	-	-	-	-	-
2006-11	112	-	-	-	-	RELATED TO NO. 2006-12		-	-	-	-	-	-
2006-12	112	24	275	2,716	72	353,333	20,000	-	-	-	-	-	-
2006-13	167	8	50	1,340	200	519,998	20,000	-	-	-	-	-	-
2006-14	26	6	40	145	30	RELATED TO NO. 2006-13		-	-	-	-	-	-

⁴ NI indicates never installed. I indicates installed but never used. NP indicates no prosecutor's report.

⁵ NR indicates not reported or could not be determined.

⁶ Motions: G = Granted, D = Denied, P = Pending.

* The first four digits of the A.O. number represent the year in which the wiretap was terminated. Wiretaps that were terminated prior to 2006 were not reported previously because they were part of ongoing investigations.

TABLE B-1
STATE NEW YORK

CALENDAR YEAR 2006

**REPORT BY JUDGES OF COURT-AUTHORIZED INTERCEPTS OF WIRE, ORAL, OR ELECTRONIC COMMUNICATIONS
PURSUANT TO 18 U.S.C. 2519**

A.O. Number *	Authorizing Official		Offense Specified	Intercept		Date of Application	Authorized Length		
	Judge	Prosecutor ¹		Type ²	Location ³		Original Order (Days)	Number of Extensions	Total Length (Days)
NEW YORK (CONTINUED)									
2006-15	FISHER	MORGENTHAU	GAMBLING	WS	H	06/30/2006	30	1	60
2006-16	LIFSON	MORGENTHAU	GAMBLING	ED	D	06/30/2006	30	0	30
2006-17	SULLIVAN	MORGENTHAU	FRAUD	WC	D	10/05/2006	30	1	60
2005-5	RIVERA	MORGENTHAU	LARCENY	WC	D	02/01/2005	30	3	120
NY ORGANIZED CRIME TASK FORCE									
2006-1	SPAIN	PRATHER	NARCOTICS	WC	D	11/09/2005	30	2	90
2006-2	WALSH	PRATHER	NARCOTICS	WC,WS	D,H	11/18/2005	30	6	210
2006-3	ALOI	PRATHER	CONSPIRACY	WC,WS	D,H	12/14/2005	30	4	150
2006-4	MCCARTHY	PRATHER	NARCOTICS	WC,WS	D,H	12/19/2005	30	3	120
2006-5	DRURY	PRATHER	NARCOTICS	WC	D	01/10/2006	30	2	90
2006-6	DRURY	PRATHER	NARCOTICS	WC	D	01/30/2006	30	2	90
2006-7	MARKS	PRATHER	CONSPIRACY	WC,WS	D,H	02/17/2006	30	3	120
2006-8	FAHEY	PRATHER	NARCOTICS	WC,WS	D,H	02/28/2006	30	2	90
2006-9	MCCARTHY	PRATHER	NARCOTICS	WC,WS	D,H	05/11/2006	30	0	30
2006-10	ALOI	PRATHER	NARCOTICS	WC	D	07/13/2006	30	2	90
2006-11	TERESI	PRATHER	NARCOTICS	WC	D	08/03/2006	30	0	30
2006-12	LEBOUS	PRATHER	NARCOTICS	WC	D	09/08/2006	30	3	120
2006-13	CAMPBELL	PRATHER	NARCOTICS	WC	D	10/05/2006	30	1	60
NYC SPECIAL NARCOTICS BUREAU									
2006-1	WETZEL	MORGENTHAU	NARCOTICS	WC	D	01/17/2006	30	0	30
2006-2	WETZEL	MORGENTHAU	NARCOTICS	WC	D	01/17/2006	30	1	60
2006-3	WETZEL	MORGENTHAU	NARCOTICS	WC	D	01/17/2006	30	1	60
2006-4	WETZEL	MORGENTHAU	NARCOTICS	EE	H	01/17/2006	30	0	30
2006-5	WETZEL	MORGENTHAU	NARCOTICS	WC	D	02/07/2006	30	0	30
2006-6	ALLEN	MORGENTHAU	NARCOTICS	WS	H	02/14/2006	30	1	60
2006-7	ALLEN	MORGENTHAU	NARCOTICS	WC	D	02/14/2006	30	0	30
2006-8	ALLEN	MORGENTHAU	NARCOTICS	WC	D	02/14/2006	30	1	60
2006-9	ALLEN	MORGENTHAU	NARCOTICS	EO	D	02/14/2006	30	1	60
2006-10	ALLEN	MORGENTHAU	NARCOTICS	WC	D	02/17/2006	30	0	30
2006-11	ALLEN	MORGENTHAU	NARCOTICS	WS	H	02/23/2006	30	1	60
2006-12	ALLEN	MORGENTHAU	NARCOTICS	WS	H	02/23/2006	30	1	60
2006-13	ALLEN	MORGENTHAU	NARCOTICS	WS	D	02/23/2006	30	1	60

¹ The prosecuting official authorized the filing of the application under provisions of the state's statute. (See Table 1 for this state's statutory citation.)

² Type: WC = Cellular or Mobile Telephone (Wire), WS = Standard Telephone (Wire), WO = Other (Wire), OM = Microphone (Oral), OO = Other (Oral), ED = Digital Pager (Electronic), EE = Computer or E-Mail (Electronic), EF = Fax Machine (Electronic), EO = Other (Electronic).

³ Location: D = Portable Device, H = Personal Residence, B = Business, A = Public Area, O = Other Location, R = Roving (Relaxed Specification Order), N = Not Specified.

* The first four digits of the A.O. number represent the year in which the wiretap was terminated. Wiretaps that were terminated prior to 2006 were not reported previously because they were part of ongoing investigations.

TABLE B-1
STATE NEW YORK

CALENDAR YEAR 2006

REPORT BY PROSECUTORS OF COURT-AUTHORIZED INTERCEPTS OF WIRE, ORAL, OR ELECTRONIC COMMUNICATIONS
PURSUANT TO 18 U.S.C. 2519

A.O. Number *	Number Of Days in Oper- ation ⁴	Average Inter- cepts per Day	Number of ⁵			Costs		Number of					
			Persons Inter- cepted	Intercepts	Incrim- inating Intercepts	Total Cost in \$	Other Than Manpower in \$	Arrests	Trials	Motions to Suppress Intercepts ⁶			Persons Con- victed
										G	D	P	
NEW YORK (CONTINUED)													
2006-15	56	9	105	502	8	RELATED TO NO. 2006-13		-	-	-	-	-	-
2006-16	NI	-	-	-	-	-	-	-	-	-	-	-	-
2006-17	58	34	20	1,974	75	28,000	3,000	-	-	-	-	-	-
2005-5	120	68	210	8,136	750	79,900	19,900	1	-	-	-	1	-
NY ORGANIZED CRIME TASK FORCE													
2006-1	89	217	70	19,302	3,039	178,625	36,225	-	-	-	-	-	-
2006-2	158	187	100	29,551	5,393	699,174	130,374	-	-	-	-	-	-
2006-3	118	258	123	30,503	2,926	506,262	34,262	-	-	-	-	-	-
2006-4	89	167	150	14,825	4,125	385,596	29,596	-	-	-	-	-	-
2006-5	69	71	237	4,882	1,734	316,500	16,500	15	-	-	-	-	14
2006-6	69	69	135	4,736	551	16,158	10,656	8	-	-	8	-	5
2006-7	91	55	100	5,050	841	543,603	39,003	-	-	-	-	-	-
2006-8	42	285	65	11,975	1,846	152,786	18,386	-	-	-	-	-	-
2006-9	13	55	20	710	158	45,758	4,158	-	-	-	-	-	-
2006-10	53	133	65	7,048	1,223	198,960	14,160	-	-	-	-	-	-
2006-11	14	-	1	1	-	2,354	1,554	-	-	-	-	-	-
2006-12	87	234	40	20,350	4,041	600,285	48,285	34	-	-	-	-	-
2006-13	42	33	43	1,384	113	206,262	4,662	15	-	-	-	-	-
NYC SPECIAL NARCOTICS BUREAU													
2006-1	30	20	30	586	28	-	-	1	-	-	-	-	-
2006-2	60	41	50	2,434	358	-	-	-	-	-	-	-	-
2006-3	60	81	44	4,888	1,017	67,990	-	-	-	-	-	-	-
2006-4	30	-	-	-	-	RELATED TO NO. 2006-3		-	-	-	-	-	-
2006-5	30	29	15	870	244	-	-	-	-	-	-	-	-
2006-6	59	7	1	418	57	-	-	3	-	-	-	-	-
2006-7	30	-	-	-	-	-	-	-	-	-	-	-	-
2006-8	59	84	329	4,941	251	-	-	-	-	-	-	-	-
2006-9	58	-	-	-	-	RELATED TO NO. 2006-53		-	-	-	-	-	-
2006-10	29	24	14	688	14	-	-	-	-	-	-	-	-
2006-11	58	71	2	4,143	160	RELATED TO NO. 2006-53		-	-	-	-	-	-
2006-12	57	-	-	-	-	RELATED TO NO. 2006-53		-	-	-	-	-	-
2006-13	57	-	-	-	-	-	-	-	-	-	-	-	-

⁴ NI indicates never installed. I indicates installed but never used. NP indicates no prosecutor's report.

⁵ NR indicates not reported or could not be determined.

⁶ Motions: G = Granted, D = Denied, P = Pending.

* The first four digits of the A.O. number represent the year in which the wiretap was terminated. Wiretaps that were terminated prior to 2006 were not reported previously because they were part of ongoing investigations.

TABLE B-1
STATE NEW YORK

CALENDAR YEAR 2006

**REPORT BY JUDGES OF COURT-AUTHORIZED INTERCEPTS OF WIRE, ORAL, OR ELECTRONIC COMMUNICATIONS
PURSUANT TO 18 U.S.C. 2519**

A.O. Number *	Authorizing Official		Offense Specified	Intercept		Date of Application	Authorized Length		
	Judge	Prosecutor ¹		Type ²	Location ³		Original Order (Days)	Number of Extensions	Total Length (Days)
NYC SPECIAL NARCOTICS BUREAU (CONTINUED)									
2006-14	ALLEN	MORGENTHAU	NARCOTICS	WS	H	02/23/2006	30	1	60
2006-15	ALLEN	MORGENTHAU	NARCOTICS	WS	H	02/23/2006	30	1	60
2006-16	ALLEN	MORGENTHAU	NARCOTICS	WC	D	02/23/2006	30	1	60
2006-17	ALLEN	MORGENTHAU	NARCOTICS	WC	D	02/23/2006	30	0	30
2006-18	ALLEN	MORGENTHAU	NARCOTICS	WC	D	02/28/2006	30	1	60
2006-19	ALLEN	MORGENTHAU	NARCOTICS	WC	D	02/28/2006	30	0	30
2006-20	WETZEL	MORGENTHAU	NARCOTICS	WC	D	03/09/2006	30	1	60
2006-21	WETZEL	MORGENTHAU	NARCOTICS	WC	D	03/09/2006	30	0	30
2006-22	ALLEN	MORGENTHAU	NARCOTICS	WC	D	03/10/2006	30	0	30
2006-23	ALLEN	MORGENTHAU	NARCOTICS	WC	D	03/10/2006	30	0	30
2006-24	WITTNER	MORGENTHAU	NARCOTICS	WC	D	03/24/2006	30	2	90
2006-25	WITTNER	MORGENTHAU	NARCOTICS	WC	D	03/24/2006	30	0	30
2006-26	WITTNER	MORGENTHAU	NARCOTICS	WC	D	03/24/2006	30	1	60
2006-27	ALLEN	MORGENTHAU	NARCOTICS	WC	D	03/30/2006	30	0	30
2006-28	WETZEL	MORGENTHAU	NARCOTICS	WC	D	04/03/2006	30	2	90
2006-29	WETZEL	MORGENTHAU	NARCOTICS	WC	D	04/03/2006	30	1	60
2006-30	ALLEN	MORGENTHAU	NARCOTICS	WC	D	04/07/2006	30	0	30
2006-31	ALLEN	MORGENTHAU	NARCOTICS	WC	D	04/11/2006	30	0	30
2006-32	ALLEN	KINDLER	NARCOTICS	WC	D	04/14/2006	30	1	60
2006-33	WETZEL	MORGENTHAU	NARCOTICS	WC	D	04/20/2006	30	0	30
2006-34	ALLEN	MORGENTHAU	NARCOTICS	WC	D	04/26/2006	30	1	60
2006-35	ALLEN	MORGENTHAU	NARCOTICS	WC	D	04/26/2006	30	2	90
2006-36	ALLEN	MORGENTHAU	NARCOTICS	WC	D	04/26/2006	30	0	30
2006-37	ALLEN	KINDLER	NARCOTICS	WC	D	05/08/2006	30	0	30
2006-38	WETZEL	MORGENTHAU	NARCOTICS	WC	D	05/12/2006	30	0	30
2006-39	WETZEL	MORGENTHAU	NARCOTICS	WS	H	05/12/2006	30	0	30
2006-40	WETZEL	MORGENTHAU	NARCOTICS	WC	D	05/12/2006	30	1	60
2006-41	ALLEN	MORGENTHAU	NARCOTICS	WC	D	05/17/2006	30	0	30
2006-42	ALLEN	MORGENTHAU	NARCOTICS	WC	D	05/18/2006	30	1	60
2006-43	ALLEN	MORGENTHAU	NARCOTICS	WC	D	05/18/2006	30	0	30
2006-44	SOLOFF	MORGENTHAU	NARCOTICS	WC	D	05/19/2006	30	1	60
2006-45	ALLEN	KINDLER	NARCOTICS	WC	D	05/22/2006	30	0	30

¹ The prosecuting official authorized the filing of the application under provisions of the state's statute. (See Table 1 for this state's statutory citation.)

² Type: WC = Cellular or Mobile Telephone (Wire), WS = Standard Telephone (Wire), WO = Other (Wire), OM = Microphone (Oral), OO = Other (Oral), ED = Digital Pager (Electronic), EE = Computer or E-Mail (Electronic), EF = Fax Machine (Electronic), EO = Other (Electronic).

³ Location: D = Portable Device, H = Personal Residence, B = Business, A = Public Area, O = Other Location, R = Roving (Relaxed Specification Order), N = Not Specified.

* The first four digits of the A.O. number represent the year in which the wiretap was terminated. Wiretaps that were terminated prior to 2006 were not reported previously because they were part of ongoing investigations.

TABLE B-1
STATE NEW YORK

CALENDAR YEAR 2006

**REPORT BY PROSECUTORS OF COURT-AUTHORIZED INTERCEPTS OF WIRE, ORAL, OR ELECTRONIC COMMUNICATIONS
PURSUANT TO 18 U.S.C. 2519**

A.O. Number *	Number Of Days in Oper- ation ⁴	Average Inter- cepts per Day	Number of ⁵			Costs		Number of						
			Persons Inter- cepted	Intercepts	Incrim- inating Intercepts	Total Cost in \$	Other Than Manpower in \$	Arrests	Trials	Motions to Suppress Intercepts ⁶			Persons Con- victed	
										G	D	P		
NYC SPECIAL NARCOTICS BUREAU (CONTINUED)														
2006-14	NI	-	-	-	-	-	-	-	-	-	-	-	-	
2006-15	58	-	-	-	-	-	-	-	-	-	-	-	-	
2006-16	57	53	372	3,035	65	-	-	-	-	-	-	-	-	
2006-17	NI	-	-	-	-	-	-	-	-	-	-	-	-	
2006-18	32	26	2	816	228	-	-	2	-	-	-	-	-	
2006-19	16	5	6	87	6	5,450	-	-	-	-	-	-	-	
2006-20	53	24	18	1,275	104	-	-	-	-	-	-	-	-	
2006-21	30	7	7	210	22	-	-	-	-	-	-	-	-	
2006-22	29	64	48	1,844	57	-	-	-	-	-	-	-	-	
2006-23	29	24	39	687	38	-	-	-	-	-	-	-	-	
2006-24	87	111	93	9,638	222	-	-	-	-	-	-	-	-	
2006-25	NI	-	-	-	-	-	-	-	-	-	-	-	-	
2006-26	38	13	22	479	116	-	-	-	-	-	-	-	-	
2006-27	28	27	21	757	101	11,210	-	6	-	-	-	-	-	
2006-28	90	48	3	4,432	7	-	-	-	-	-	-	-	-	
2006-29	60	16	27	962	213	-	-	-	-	-	-	-	-	
2006-30	22	25	NR	551	NR	38,278	-	2	-	-	-	-	-	
2006-31	3	-	-	-	-	-	-	-	-	-	-	-	-	
2006-32	56	35	20	1,947	107	-	-	-	-	-	-	-	-	
2006-33	30	-	-	-	-	-	-	-	-	-	-	-	-	
2006-34	60	21	103	1,278	173	-	-	-	-	-	-	-	-	
2006-35	90	123	502	11,109	1,048	-	-	-	-	-	-	-	-	
2006-36	30	203	379	6,102	46	-	-	-	-	-	-	-	-	
2006-37	29	3	2	90	20	-	-	-	-	-	-	-	-	
2006-38	25	234	6	5,842	593	-	-	-	-	-	-	-	-	
2006-39	NI	-	-	-	-	-	-	-	-	-	-	-	-	
2006-40	58	90	21	5,210	768	-	-	-	-	-	-	-	-	
2006-41	30	133	320	3,996	140	-	-	-	-	-	-	-	-	
2006-42	39	257	122	10,022	1,170	17,115	-	4	-	-	-	-	-	
2006-43	29	38	4	1,091	40	-	-	-	-	-	-	-	-	
2006-44	57	38	111	2,158	203	-	-	-	-	-	-	-	-	
2006-45	15	34	5	509	22	-	-	-	-	-	-	-	-	

⁴ NI indicates never installed. I indicates installed but never used. NP indicates no prosecutor's report.

⁵ NR indicates not reported or could not be determined.

⁶ Motions: G = Granted, D = Denied, P = Pending.

* The first four digits of the A.O. number represent the year in which the wiretap was terminated. Wiretaps that were terminated prior to 2006 were not reported previously because they were part of ongoing investigations.

TABLE B-1
STATE NEW YORK

CALENDAR YEAR 2006

**REPORT BY JUDGES OF COURT-AUTHORIZED INTERCEPTS OF WIRE, ORAL, OR ELECTRONIC COMMUNICATIONS
PURSUANT TO 18 U.S.C. 2519**

A.O. Number *	Authorizing Official		Offense Specified	Intercept		Date of Application	Authorized Length		
	Judge	Prosecutor ¹		Type ²	Location ³		Original Order (Days)	Number of Extensions	Total Length (Days)
NYC SPECIAL NARCOTICS BUREAU (CONTINUED)									
2006-46	ALLEN	MORGENTHAU	NARCOTICS	WC	D	05/25/2006	30	1	60
2006-47	ALLEN	MORGENTHAU	NARCOTICS	WC	D	05/25/2006	30	0	30
2006-48	ALLEN	MORGENTHAU	NARCOTICS	WC	D	05/25/2006	30	0	30
2006-49	ALLEN	MORGENTHAU	NARCOTICS	WC	D	05/31/2006	30	0	30
2006-50	WETZEL	MORGENTHAU	NARCOTICS	WC	D	06/09/2006	30	0	30
2006-51	WETZEL	MORGENTHAU	NARCOTICS	WC	D	06/09/2006	30	3	120
2006-52	ALLEN	MORGENTHAU	NARCOTICS	WC	D	06/12/2006	30	0	30
2006-53	ALLEN	MORGENTHAU	NARCOTICS	WC	D	06/15/2006	30	0	30
2006-54	WETZEL	MORGENTHAU	NARCOTICS	EO	O	06/16/2006	30	0	30
2006-55	WETZEL	MORGENTHAU	NARCOTICS	WC	D	06/21/2006	30	1	60
2006-56	ALLEN	MORGENTHAU	NARCOTICS	WC	D	07/07/2006	30	3	120
2006-57	WITTNER	MORGENTHAU	NARCOTICS	ED	D	07/20/2006	30	0	30
2006-58	ALLEN	KINDLER	NARCOTICS	WC	D	08/21/2006	30	0	30
2006-59	ALLEN	KINDLER	NARCOTICS	WC	D	09/01/2006	30	0	30
2006-60	WETZEL	MORGENTHAU	NARCOTICS	WC	D	09/01/2006	30	0	30
2006-61	ALLEN	MORGENTHAU	NARCOTICS	WC	D	09/01/2006	30	1	60
2006-62	ALLEN	MORGENTHAU	NARCOTICS	WC	D	09/08/2006	30	0	30
2006-63	ALLEN	MORGENTHAU	NARCOTICS	WC	D	09/08/2006	30	0	30
2006-64	WETZEL	MORGENTHAU	NARCOTICS	WC	D	09/09/2006	30	2	90
2006-65	ALLEN	MORGENTHAU	NARCOTICS	WC	D	09/12/2006	30	0	30
2006-66	ALLEN	MORGENTHAU	NARCOTICS	WC	D	09/15/2006	30	0	30
2006-67	ALLEN	MORGENTHAU	NARCOTICS	WC	D	09/15/2006	30	0	30
2006-68	WETZEL	MORGENTHAU	NARCOTICS	WC	D	09/18/2006	30	0	30
2006-69	WETZEL	MORGENTHAU	NARCOTICS	WC	D	09/18/2006	30	0	30
2006-70	WETZEL	MORGENTHAU	NARCOTICS	WC	D	09/19/2006	30	1	60
2006-71	WETZEL	MORGENTHAU	NARCOTICS	WC	D	10/16/2006	30	0	30
2006-72	ALLEN	MORGENTHAU	NARCOTICS	WC	D	10/17/2006	30	0	30
2006-73	WETZEL	MORGENTHAU	NARCOTICS	WC	D	10/17/2006	30	2	90
2006-74	ALLEN	MORGENTHAU	NARCOTICS	WC	D	10/19/2006	30	1	60
2006-75	WETZEL	MORGENTHAU	NARCOTICS	WC	D	10/20/2006	30	0	30
2006-76	ALLEN	MORGENTHAU	NARCOTICS	WC	D	10/23/2006	30	0	30
2006-77	ALLEN	MORGENTHAU	NARCOTICS	WC	D	11/02/2006	30	0	30

¹ The prosecuting official authorized the filing of the application under provisions of the state's statute. (See Table 1 for this state's statutory citation.)

² Type: WC = Cellular or Mobile Telephone (Wire), WS = Standard Telephone (Wire), WO = Other (Wire), OM = Microphone (Oral), OO = Other (Oral), ED = Digital Pager (Electronic), EE = Computer or E-Mail (Electronic), EF = Fax Machine (Electronic), EO = Other (Electronic).

³ Location: D = Portable Device, H = Personal Residence, B = Business, A = Public Area, O = Other Location, R = Roving (Relaxed Specification Order), N = Not Specified.

* The first four digits of the A.O. number represent the year in which the wiretap was terminated. Wiretaps that were terminated prior to 2006 were not reported previously because they were part of ongoing investigations.

TABLE B-1
STATE NEW YORK

CALENDAR YEAR 2006

REPORT BY PROSECUTORS OF COURT-AUTHORIZED INTERCEPTS OF WIRE, ORAL, OR ELECTRONIC COMMUNICATIONS
PURSUANT TO 18 U.S.C. 2519

A.O. Number *	Number Of Days in Oper- ation ⁴	Average Inter- cepts per Day	Number of ⁵			Costs		Number of					
			Persons Inter- cepted	Intercepts	Incrim- inating Intercepts	Total Cost in \$	Other Than Manpower in \$	Arrests	Trials	Motions to Suppress Intercepts ⁶			Persons Con- victed
										G	D	P	
NYC SPECIAL NARCOTICS BUREAU (CONTINUED)													
2006-46	60	36	127	2,130	240	-	-	-	-	-	-	-	-
2006-47	29	106	107	3,074	14	-	-	-	-	-	-	-	-
2006-48	NI	-	-	-	-	-	-	-	-	-	-	-	-
2006-49	29	4	4	127	20	32,876	-	-	-	-	-	-	-
2006-50	28	2	2	69	-	-	-	-	-	-	-	-	-
2006-51	116	69	27	7,993	983	128,596	-	-	-	-	-	-	-
2006-52	29	16	120	460	71	-	-	-	-	-	-	-	-
2006-53	28	-	-	-	-	207,141	-	-	-	-	-	-	-
2006-54	NI	-	-	-	-	-	-	-	-	-	-	-	-
2006-55	60	54	300	3,260	440	-	-	-	-	-	-	-	-
2006-56	118	27	15	3,207	331	56,671	-	-	-	-	-	-	-
2006-57	29	-	-	-	-	50,045	-	-	-	-	-	-	-
2006-58	30	1	4	44	10	-	-	-	-	-	-	-	-
2006-59	28	-	-	-	-	-	-	-	-	-	-	-	-
2006-60	29	52	27	1,520	67	-	-	-	-	-	-	-	-
2006-61	59	54	28	3,214	423	-	-	-	-	-	-	-	-
2006-62	18	-	2	2	-	-	-	-	-	-	-	-	-
2006-63	18	34	138	606	138	-	-	-	-	-	-	-	-
2006-64	87	78	43	6,817	1,283	-	-	-	-	-	-	-	-
2006-65	14	11	14	150	20	8,237	-	-	-	-	-	-	-
2006-66	NI	-	-	-	-	-	-	-	-	-	-	-	-
2006-67	28	6	4	162	10	13,078	-	-	-	-	-	-	-
2006-68	NI	-	-	-	-	-	-	-	-	-	-	-	-
2006-69	NI	-	-	-	-	-	-	-	-	-	-	-	-
2006-70	47	21	60	978	124	-	-	-	-	-	-	-	-
2006-71	29	51	4	1,490	21	-	-	-	-	-	-	-	-
2006-72	30	87	35	2,611	387	-	-	-	-	-	-	-	-
2006-73	37	2	6	67	380	-	-	-	-	-	-	-	-
2006-74	59	14	12	805	299	-	-	-	-	-	-	-	-
2006-75	27	7	4	194	12	-	-	-	-	-	-	-	-
2006-76	22	167	39	3,683	165	1,210	-	-	-	-	-	-	-
2006-77	29	52	13	1,507	310	-	-	-	-	-	-	-	-

⁴ NI indicates never installed. I indicates installed but never used. NP indicates no prosecutor's report.

⁵ NR indicates not reported or could not be determined.

⁶ Motions: G = Granted, D = Denied, P = Pending.

* The first four digits of the A.O. number represent the year in which the wiretap was terminated. Wiretaps that were terminated prior to 2006 were not reported previously because they were part of ongoing investigations.

TABLE B-1
STATE NEW YORK

CALENDAR YEAR 2006

**REPORT BY JUDGES OF COURT-AUTHORIZED INTERCEPTS OF WIRE, ORAL, OR ELECTRONIC COMMUNICATIONS
PURSUANT TO 18 U.S.C. 2519**

A.O. Number *	Authorizing Official		Offense Specified	Intercept		Date of Application	Authorized Length		
	Judge	Prosecutor ¹		Type ²	Location ³		Original Order (Days)	Number of Extensions	Total Length (Days)
NYC SPECIAL NARCOTICS BUREAU (CONTINUED)									
2006-78	UNILLER	KINDLER	NARCOTICS	WC	D	11/06/2006	30	0	30
2006-79	ALLEN	KINDLER	NARCOTICS	WC	D	11/06/2006	30	0	30
2006-80	ALLEN	KINDLER	NARCOTICS	WC	D	11/17/2006	30	0	30
2006-81	ALLEN	KINDLER	NARCOTICS	WC	D	11/17/2006	30	0	30
2006-82	WETZEL	KINDLER	NARCOTICS	WC	D	11/17/2006	30	1	60
2006-83	WETZEL	KINDLER	NARCOTICS	WC	D	11/17/2006	30	1	60
2006-84	WETZEL	KINDLER	NARCOTICS	WC	D	11/17/2006	30	1	60
2006-85	WETZEL	KINDLER	NARCOTICS	WC	D	11/21/2006	30	0	30
2006-86	ALLEN	MORGENTHAU	NARCOTICS	WC	D	12/04/2006	30	0	30
ONEIDA									
2006-1	DWYER	ARCURI	NARCOTICS	WC	D	06/28/2006	30	1	60
QUEENS									
2006-1	BUCHTER	BROWN	NARCOTICS	WC	D	04/06/2005	30	12	390
2006-2	MCDONALD	BROWN	LARCENY	WC	D	07/27/2005	30	6	210
2006-3	MCGANN	BROWN	GAMBLING	WC	D	08/19/2005	30	8	270
2006-4	BUCHTER	BROWN	NARCOTICS	WC	D	08/30/2005	30	7	240
2006-5	MCGANN	BROWN	GAMBLING	WC	D	10/05/2005	11	7	221
2006-6	MCDONALD	BROWN	LARCENY	WC	D	10/08/2005	15	4	135
2006-7	MCGANN	BROWN	NARCOTICS	WC	D	10/10/2005	30	2	90
2006-8	MCGANN	BROWN	NARCOTICS	WC	D	10/10/2005	30	2	90
2006-9	MCGANN	BROWN	NARCOTICS	WC	D	10/14/2005	30	2	90
2006-10	BUCHTER	BROWN	NARCOTICS	WC	D	10/21/2005	30	5	180
2006-11	MCGANN	BROWN	GAMBLING	EE	O	10/27/2005	15	5	165
2006-12	MCDONALD	BROWN	LARCENY	WC	D	11/02/2005	17	3	107
2006-13	MCDONALD	BROWN	LARCENY	WC	D	11/02/2005	17	1	47
2006-14	MCGANN	BROWN	NARCOTICS	WC	D	11/10/2005	29	1	59
2006-15	BUCHTER	BROWN	NARCOTICS	WC	D	11/23/2005	30	3	120
2006-16	MCGANN	BROWN	NARCOTICS	WC	D	12/08/2005	30	1	60
2006-17	MCGANN	BROWN	NARCOTICS	WC	D	12/08/2005	30	0	30
2006-18	MCGANN	BROWN	GAMBLING	WC	D	12/08/2005	30	0	30
2006-19	MCGANN	BROWN	GAMBLING	WC	D	12/08/2005	30	0	30
2006-20	MCGANN	BROWN	GAMBLING	OM	B	12/08/2005	30	4	150

¹ The prosecuting official authorized the filing of the application under provisions of the state's statute. (See Table 1 for this state's statutory citation.)

² Type: WC = Cellular or Mobile Telephone (Wire), WS = Standard Telephone (Wire), WO = Other (Wire), OM = Microphone (Oral), OO = Other (Oral), ED = Digital Pager (Electronic), EE = Computer or E-Mail (Electronic), EF = Fax Machine (Electronic), EO = Other (Electronic).

³ Location: D = Portable Device, H = Personal Residence, B = Business, A = Public Area, O = Other Location, R = Roving (Relaxed Specification Order), N = Not Specified.

* The first four digits of the A.O. number represent the year in which the wiretap was terminated. Wiretaps that were terminated prior to 2006 were not reported previously because they were part of ongoing investigations.

TABLE B-1
STATE NEW YORK

CALENDAR YEAR 2006

**REPORT BY PROSECUTORS OF COURT-AUTHORIZED INTERCEPTS OF WIRE, ORAL, OR ELECTRONIC COMMUNICATIONS
PURSUANT TO 18 U.S.C. 2519**

A.O. Number *	Number Of Days in Oper- ation ⁴	Average Inter- cepts per Day	Number of ⁵			Costs		Number of					
			Persons Inter- cepted	Intercepts	Incrim- inating Intercepts	Total Cost in \$	Other Than Manpower in \$	Arrests	Trials	Motions to Suppress Intercepts ⁶			Persons Con- victed
										G	D	P	
NYC SPECIAL NARCOTICS BUREAU (CONTINUED)													
2006-78	8	36	NR	289	-	13,078	-	-	-	-	-	-	-
2006-79	30	29	18	861	48	-	-	-	-	-	-	-	-
2006-80	28	-	9	1	2	-	-	-	-	-	-	-	-
2006-81	29	70	26	2,017	291	59,066	-	-	-	-	-	-	-
2006-82	31	336	36	10,416	658	-	-	-	-	-	-	-	-
2006-83	31	81	27	2,496	214	-	-	-	-	-	-	-	-
2006-84	39	111	60	4,343	380	-	-	-	-	-	-	-	-
2006-85	NI	-	-	-	-	-	-	-	-	-	-	-	-
2006-86	11	1	NR	14	-	106,954	-	-	-	-	-	-	-
ONEIDA													
2006-1	45	192	50	8,652	736	165,000	5,000	12	-	-	-	-	2
QUEENS													
2006-1	368	26	65	9,500	4,500	73,600	36,800	15	-	-	-	-	11
2006-2	192	50	24	9,638	1,836	38,400	19,200	8	-	-	-	-	-
2006-3	243	8	149	1,974	831	48,600	24,300	30	-	-	-	-	-
2006-4	226	2	20	400	200	45,200	22,600	1	-	-	-	-	1
2006-5	203	9	163	1,911	304	40,600	20,300	RELATED TO NO. 2006-25					
2006-6	119	47	16	5,547	349	23,800	11,900	RELATED TO NO. 2006-2					
2006-7	85	5	26	420	317	17,000	8,500	4	-	-	-	-	2
2006-8	85	4	28	341	265	RELATED TO NO. 2006-7		RELATED TO NO. 2006-7					
2006-9	81	4	18	347	202	16,200	8,100	RELATED TO NO. 2006-16					
2006-10	128	31	30	4,000	1,200	25,600	12,800	RELATED TO NO. 2006-1					
2006-11	154	158	940	24,330	24,330	30,800	15,400	RELATED TO NO. 2006-25					
2006-12	93	28	6	2,562	433	18,600	9,300	RELATED TO NO. 2006-2					
2006-13	36	55	12	1,967	349	7,200	3,600	RELATED TO NO. 2006-2					
2006-14	57	4	17	210	132	11,400	5,700	RELATED TO NO. 2006-7					
2006-15	105	3	12	330	300	21,000	10,500	-	-	-	-	-	-
2006-16	60	6	14	331	210	12,000	6,000	5	-	-	-	-	5
2006-17	29	2	8	72	48	5,800	2,900	RELATED TO NO. 2006-7					
2006-18	27	12	43	320	66	5,400	2,700	RELATED TO NO. 2006-25					
2006-19	23	46	52	1,065	21	4,600	2,300	RELATED TO NO. 2006-25					
2006-20	139	1	20	100	31	27,800	13,900	RELATED TO NO. 2006-25					

⁴ NI indicates never installed. I indicates installed but never used. NP indicates no prosecutor's report.

⁵ NR indicates not reported or could not be determined.

⁶ Motions: G = Granted, D = Denied, P = Pending.

* The first four digits of the A.O. number represent the year in which the wiretap was terminated. Wiretaps that were terminated prior to 2006 were not reported previously because they were part of ongoing investigations.

TABLE B-1
STATE NEW YORK

CALENDAR YEAR 2006

**REPORT BY JUDGES OF COURT-AUTHORIZED INTERCEPTS OF WIRE, ORAL, OR ELECTRONIC COMMUNICATIONS
PURSUANT TO 18 U.S.C. 2519**

A.O. Number *	Authorizing Official		Offense Specified	Intercept		Date of Application	Authorized Length		
	Judge	Prosecutor ¹		Type ²	Location ³		Original Order (Days)	Number of Extensions	Total Length (Days)
QUEENS (CONTINUED)									
2006-21	BUCHTER	BROWN	NARCOTICS	WC	D	12/14/2005	30	1	60
2006-22	KOHM	BROWN	NARCOTICS	WC	D	12/15/2005	30	1	60
2006-23	MCGANN	BROWN	GAMBLING	WC	D	12/16/2005	22	3	112
2006-24	BUCHTER	BROWN	NARCOTICS	WS	H	12/22/2005	30	2	90
2006-25	MCGANN	BROWN	GAMBLING	WC	D	01/05/2006	30	3	120
2006-26	MCDONALD	BROWN	LARCENY	WC	D	01/05/2006	30	0	30
2006-27	MCGANN	BROWN	GAMBLING	WC	D	01/05/2006	30	0	30
2006-28	MCGANN	BROWN	NARCOTICS	WC	D	01/05/2006	30	1	60
2006-29	MCGANN	BROWN	NARCOTICS	WC	D	01/10/2006	30	2	90
2006-30	MCGANN	BROWN	NARCOTICS	WC	D	01/10/2006	30	5	180
2006-31	BUCHTER	BROWN	NARCOTICS	WC	D	01/11/2006	30	1	60
2006-32	BUCHTER	BROWN	NARCOTICS	WC	D	01/11/2006	30	0	30
2006-33	KOHM	BROWN	NARCOTICS	WC	D	01/12/2006	30	1	60
2006-34	KOHM	BROWN	NARCOTICS	WC	D	01/12/2006	30	3	120
2006-35	MCGANN	BROWN	GAMBLING	WC	D	01/13/2006	22	4	142
2006-36	MCGANN	BROWN	NARCOTICS	WC	D	01/19/2006	16	1	46
2006-37	BUCHTER	BROWN	NARCOTICS	WC	D	01/20/2006	30	2	90
2006-38	MCGANN	BROWN	NARCOTICS	WC	D	02/03/2006	30	0	30
2006-39	MCGANN	BROWN	NARCOTICS	WC	D	02/08/2006	30	1	60
2006-40	MCGANN	BROWN	NARCOTICS	WC	D	02/08/2006	30	3	120
2006-41	KOHM	BROWN	NARCOTICS	WC	D	02/09/2006	30	0	30
2006-42	KOHM	BROWN	NARCOTICS	WC	D	02/09/2006	30	0	30
2006-43	KOHM	BROWN	NARCOTICS	WC	D	02/09/2006	30	1	60
2006-44	MCGANN	BROWN	GAMBLING	ED,EO	D	02/16/2006	17	3	107
2006-45	MCDONALD	BROWN	LARCENY	OM	B	02/21/2006	30	1	60
2006-46	MCGANN	BROWN	GAMBLING	WC	D	02/26/2006	17	0	17
2006-47	MCGANN	BROWN	NARCOTICS	WC	D	03/09/2006	30	5	180
2006-48	KOHM	BROWN	NARCOTICS	WC	D	03/10/2006	30	2	90
2006-49	KOHM	BROWN	NARCOTICS	WS	H	03/10/2006	30	2	90
2006-50	KOHM	BROWN	NARCOTICS	WC	D	03/10/2006	30	1	60
2006-51	MCGANN	BROWN	GAMBLING	WC	D	03/15/2006	17	4	137
2006-52	MCGANN	BROWN	GAMBLING	WC	D	03/15/2006	17	0	17

¹ The prosecuting official authorized the filing of the application under provisions of the state's statute. (See Table 1 for this state's statutory citation.)

² Type: WC = Cellular or Mobile Telephone (Wire), WS = Standard Telephone (Wire), WO = Other (Wire), OM = Microphone (Oral), OO = Other (Oral), ED = Digital Pager (Electronic), EE = Computer or E-Mail (Electronic), EF = Fax Machine (Electronic), EO = Other (Electronic).

³ Location: D = Portable Device, H = Personal Residence, B = Business, A = Public Area, O = Other Location, R = Roving (Relaxed Specification Order), N = Not Specified.

* The first four digits of the A.O. number represent the year in which the wiretap was terminated. Wiretaps that were terminated prior to 2006 were not reported previously because they were part of ongoing investigations.

TABLE B-1
STATE NEW YORK

CALENDAR YEAR 2006

REPORT BY PROSECUTORS OF COURT-AUTHORIZED INTERCEPTS OF WIRE, ORAL, OR ELECTRONIC COMMUNICATIONS
PURSUANT TO 18 U.S.C. 2519

A.O. Number *	Number Of Days in Oper- ation ⁴	Average Inter- cepts per Day	Number of ⁵			Costs		Number of					
			Persons Inter- cepted	Intercepts	Incrim- inating Intercepts	Total Cost in \$	Other Than Manpower in \$	Arrests	Trials	Motions to Suppress Intercepts ⁶			Persons Con- victed
										G	D	P	
QUEENS (CONTINUED)													
2006-21	58	2	15	100	30	11,600	5,800	RELATED TO NO. 2006-1					
2006-22	60	2	17	112	52	12,000	6,000	-	-	-	-	-	-
2006-23	104	11	85	1,095	152	20,800	10,400	RELATED TO NO. 2006-25					
2006-24	85	4	7	300	150	17,000	8,500	-	-	-	-	-	-
2006-25	110	14	100	1,571	379	22,000	11,000	30	-	-	-	-	-
2006-26	28	12	9	346	4	5,600	2,800	RELATED TO NO. 2006-2					
2006-27	28	19	52	531	29	5,600	2,800	RELATED TO NO. 2006-25					
2006-28	43	3	10	108	54	8,600	4,300	RELATED TO NO. 2006-16					
2006-29	89	39	107	3,489	2,130	1,780	890	31	-	-	-	-	25
2006-30	180	137	700	24,655	16,842	3,600	1,800	RELATED TO NO. 2006-29					
2006-31	60	2	15	100	30	12,000	6,000	RELATED TO NO. 2006-1					
2006-32	8	1	1	5	NR	1,600	800	RELATED TO NO. 2006-1					
2006-33	59	3	23	152	67	11,800	5,900	-	-	-	-	-	-
2006-34	119	2	32	297	104	23,800	11,900	-	-	-	-	-	-
2006-35	131	2	49	220	62	26,200	13,100	RELATED TO NO. 2006-3					
2006-36	43	3	10	108	54	8,600	4,300	RELATED TO NO. 2006-16					
2006-37	83	4	8	300	150	16,600	8,300	-	-	-	-	-	-
2006-38	13	2	4	22	12	2,600	1,300	RELATED TO NO. 2006-16					
2006-39	57	5	17	289	43	1,140	570	RELATED TO NO. 2006-29					
2006-40	85	111	322	9,453	2,450	1,700	850	RELATED TO NO. 2006-29					
2006-41	29	2	10	52	7	5,800	2,900	-	-	-	-	-	-
2006-42	29	1	7	32	5	RELATED TO NO. 2006-41		-	-	-	-	-	-
2006-43	59	2	14	147	83	11,800	5,900	-	-	-	-	-	-
2006-44	45	2	3	68	37	9,000	4,500	RELATED TO NO. 2006-25					
2006-45	40	1	5	21	-	8,000	4,000	-	-	-	-	-	-
2006-46	12	2	10	25	-	2,400	1,200	-	-	-	-	-	-
2006-47	176	96	564	16,881	12,872	3,520	1,760	RELATED TO NO. 2006-29					
2006-48	89	4	27	322	123	17,800	8,900	-	-	-	-	-	-
2006-49	89	3	33	302	115	RELATED TO NO. 2006-48		-	-	-	-	-	-
2006-50	59	3	23	192	67	RELATED TO NO. 2006-43		-	-	-	-	-	-
2006-51	126	10	82	1,282	666	25,200	12,600	RELATED TO NO. 2006-3					
2006-52	14	57	77	801	13	2,800	1,400	RELATED TO NO. 2006-25					

⁴ NI indicates never installed. I indicates installed but never used. NP indicates no prosecutor's report.

⁵ NR indicates not reported or could not be determined.

⁶ Motions: G = Granted, D = Denied, P = Pending.

* The first four digits of the A.O. number represent the year in which the wiretap was terminated. Wiretaps that were terminated prior to 2006 were not reported previously because they were part of ongoing investigations.

TABLE B-1
STATE NEW YORK

CALENDAR YEAR 2006

**REPORT BY JUDGES OF COURT-AUTHORIZED INTERCEPTS OF WIRE, ORAL, OR ELECTRONIC COMMUNICATIONS
PURSUANT TO 18 U.S.C. 2519**

A.O. Number *	Authorizing Official		Offense Specified	Intercept		Date of Application	Authorized Length		
	Judge	Prosecutor ¹		Type ²	Location ³		Original Order (Days)	Number of Extensions	Total Length (Days)
QUEENS (CONTINUED)									
2006-53	MCGANN	BROWN	GAMBLING	EE	O	03/23/2006	9	2	69
2006-54	MCGANN	BROWN	GAMBLING	WC	D	03/23/2006	9	1	39
2006-55	MCGANN	BROWN	MURDER	WC	D	03/27/2006	30	0	30
2006-56	MCGANN	BROWN	NARCOTICS	WC	D	03/27/2006	30	0	30
2006-57	MCGANN	BROWN	NARCOTICS	WC	D	04/06/2006	30	0	30
2006-58	MCGANN	BROWN	NARCOTICS	WC	D	04/06/2006	30	1	60
2006-59	MCGANN	BROWN	NARCOTICS	WC	D	04/06/2006	30	1	60
2006-60	MCGANN	BROWN	NARCOTICS	WC	D	04/06/2006	20	1	50
2006-61	MCGANN	BROWN	NARCOTICS	WC	D	04/06/2006	20	2	80
2006-62	MCDONALD	BROWN	LARCENY	WC	D	04/06/2006	20	4	140
2006-63	KOHM	BROWN	NARCOTICS	WC	D	04/07/2006	30	1	60
2006-64	KOHM	BROWN	NARCOTICS	WC	D	04/07/2006	30	0	30
2006-65	KOHM	BROWN	NARCOTICS	WC	D	04/07/2006	30	0	30
2006-66	MCGANN	BROWN	GAMBLING	WC	D	04/10/2006	20	2	80
2006-67	MCGANN	BROWN	NARCOTICS	WC	D	04/12/2006	23	0	23
2006-68	MCGANN	BROWN	NARCOTICS	WC	D	04/12/2006	23	1	53
2006-69	MCGANN	BROWN	NARCOTICS	WC	D	04/12/2006	23	1	53
2006-70	MCGANN	BROWN	NARCOTICS	WC	D	04/26/2006	30	0	30
2006-71	MCGANN	BROWN	NARCOTICS	WC	D	04/26/2006	30	0	30
2006-72	MCGANN	BROWN	NARCOTICS	WC	D	04/26/2006	30	0	30
2006-73	MCGANN	BROWN	NARCOTICS	WC	D	04/26/2006	30	0	30
2006-74	MCGANN	BROWN	GAMBLING	WC	D	04/27/2006	30	6	210
2006-75	MCGANN	BROWN	GAMBLING	WC	D	04/27/2006	30	6	210
2006-76	KOHM	BROWN	NARCOTICS	WC	D	05/04/2006	30	0	30
2006-77	KOHM	BROWN	NARCOTICS	WC	D	05/04/2006	30	0	30
2006-78	MCGANN	BROWN	NARCOTICS	WC	D	05/04/2006	30	1	60
2006-79	MCGANN	BROWN	NARCOTICS	WC	D	05/04/2006	30	3	120
2006-80	MCGANN	BROWN	NARCOTICS	WC	D	05/04/2006	30	0	30
2006-81	MCGANN	BROWN	NARCOTICS	WC	D	05/04/2006	30	0	30
2006-82	MCGANN	BROWN	NARCOTICS	WC	D	05/04/2006	30	4	150
2006-83	MCGANN	BROWN	NARCOTICS	WC	D	05/04/2006	30	0	30
2006-84	MCGANN	BROWN	NARCOTICS	WC	D	05/08/2006	30	0	30

¹ The prosecuting official authorized the filing of the application under provisions of the state's statute. (See Table 1 for this state's statutory citation.)

² Type: WC = Cellular or Mobile Telephone (Wire), WS = Standard Telephone (Wire), WO = Other (Wire), OM = Microphone (Oral), OO = Other (Oral), ED = Digital Pager (Electronic), EE = Computer or E-Mail (Electronic), EF = Fax Machine (Electronic), EO = Other (Electronic).

³ Location: D = Portable Device, H = Personal Residence, B = Business, A = Public Area, O = Other Location, R = Roving (Relaxed Specification Order), N = Not Specified.

* The first four digits of the A.O. number represent the year in which the wiretap was terminated. Wiretaps that were terminated prior to 2006 were not reported previously because they were part of ongoing investigations.

TABLE B-1
STATE NEW YORK

CALENDAR YEAR 2006

**REPORT BY PROSECUTORS OF COURT-AUTHORIZED INTERCEPTS OF WIRE, ORAL, OR ELECTRONIC COMMUNICATIONS
PURSUANT TO 18 U.S.C. 2519**

A.O. Number *	Number Of Days in Oper- ation ⁴	Average Inter- cepts per Day	Number of ⁵			Costs		Number of					
			Persons Inter- cepted	Intercepts	Incrim- inating Intercepts	Total Cost in \$	Other Than Manpower in \$	Arrests	Trials	Motions to Suppress Intercepts ⁶			Persons Con- victed
										G	D	P	
QUEENS (CONTINUED)													
2006-53	62	180	136	11,140	11,140	12,400	6,200	RELATED TO NO. 2006-25					
2006-54	34	11	93	380	46	6,800	3,400	RELATED TO NO. 2006-25					
2006-55	NI	-	-	-	-	-	-	-	-	-	-	-	-
2006-56	30	18	5	538	5	600	300	3	-	-	-	-	3
2006-57	27	35	30	939	287	540	270	RELATED TO NO. 2006-29					
2006-58	41	154	374	6,298	1,344	820	410	RELATED TO NO. 2006-29					
2006-59	55	52	82	2,876	634	1,100	550	RELATED TO NO. 2006-29					
2006-60	50	20	8	985	9	1,000	500	RELATED TO NO. 2006-56					
2006-61	76	29	11	2,236	15	1,520	760	RELATED TO NO. 2006-56					
2006-62	135	16	142	2,223	583	27,000	13,500	-	-	-	-	-	-
2006-63	59	4	25	209	88	RELATED TO NO. 2006-48		-	-	-	-	-	-
2006-64	29	2	5	57	10	5,800	2,900	-	-	-	-	-	-
2006-65	29	3	10	86	22	RELATED TO NO. 2006-64		-	-	-	-	-	-
2006-66	71	19	81	1,369	157	14,200	7,100	RELATED TO NO. 2006-3					
2006-67	12	368	14	4,416	3	240	120	RELATED TO NO. 2006-29					
2006-68	42	99	19	4,155	1,907	840	420	RELATED TO NO. 2006-29					
2006-69	43	15	7	658	47	860	430	RELATED TO NO. 2006-29					
2006-70	30	17	5	516	6	RELATED TO NO. 2006-56		RELATED TO NO. 2006-56					
2006-71	30	18	6	540	6	RELATED TO NO. 2006-56		RELATED TO NO. 2006-56					
2006-72	30	18	7	536	5	RELATED TO NO. 2006-56		RELATED TO NO. 2006-56					
2006-73	30	18	6	541	6	RELATED TO NO. 2006-56		RELATED TO NO. 2006-56					
2006-74	195	7	249	1,425	460	39,000	19,500	RELATED TO NO. 2006-3					
2006-75	195	20	71	3,904	670	RELATED TO NO. 2006-74		RELATED TO NO. 2006-3					
2006-76	29	3	9	75	24	RELATED TO NO. 2006-64		-	-	-	-	-	-
2006-77	29	2	11	63	23	RELATED TO NO. 2006-64		-	-	-	-	-	-
2006-78	54	30	38	1,639	478	1,080	540	RELATED TO NO. 2006-29					
2006-79	120	73	120	8,752	4,380	2,720	1,360	RELATED TO NO. 2006-29					
2006-80	13	4	8	56	27	260	130	RELATED TO NO. 2006-29					
2006-81	22	391	225	8,601	3,864	440	220	RELATED TO NO. 2006-29					
2006-82	136	69	487	9,354	5,782	2,720	1,360	RELATED TO NO. 2006-29					
2006-83	27	12	11	320	38	540	270	RELATED TO NO. 2006-29					
2006-84	23	95	58	2,185	642	460	230	RELATED TO NO. 2006-29					

⁴ NI indicates never installed. I indicates installed but never used. NP indicates no prosecutor's report.

⁵ NR indicates not reported or could not be determined.

⁶ Motions: G = Granted, D = Denied, P = Pending.

* The first four digits of the A.O. number represent the year in which the wiretap was terminated. Wiretaps that were terminated prior to 2006 were not reported previously because they were part of ongoing investigations.

TABLE B-1
STATE NEW YORK

CALENDAR YEAR 2006

**REPORT BY JUDGES OF COURT-AUTHORIZED INTERCEPTS OF WIRE, ORAL, OR ELECTRONIC COMMUNICATIONS
PURSUANT TO 18 U.S.C. 2519**

A.O. Number *	Authorizing Official		Offense Specified	Intercept		Date of Application	Authorized Length		
	Judge	Prosecutor ¹		Type ²	Location ³		Original Order (Days)	Number of Extensions	Total Length (Days)
QUEENS (CONTINUED)									
2006-85	MCGANN	BROWN	NARCOTICS	WC	D	05/12/2006	20	4	140
2006-86	MCGANN	BROWN	GAMBLING	WC	D	05/15/2006	12	6	192
2006-87	MCGANN	BROWN	GAMBLING	WC	D	05/15/2006	12	2	72
2006-88	MCDONALD	BROWN	LARCENY	WC	D	05/24/2006	30	1	60
2006-89	MCGANN	BROWN	GAMBLING	WC	D	05/24/2006	30	3	120
2006-90	MCGANN	BROWN	GAMBLING	EE	O	05/24/2006	30	0	30
2006-91	MCGANN	BROWN	NARCOTICS	WC	D	05/25/2006	30	0	30
2006-92	MCGANN	BROWN	NARCOTICS	WC	D	05/25/2006	30	1	60
2006-93	MCGANN	BROWN	NARCOTICS	WC	D	06/01/2006	30	3	120
2006-94	KOHM	BROWN	NARCOTICS	WC	D	06/08/2006	30	0	30
2006-95	KOHM	BROWN	NARCOTICS	WS	H	06/08/2006	30	0	30
2006-96	MCGANN	BROWN	GAMBLING	WC	D	06/12/2006	12	2	72
2006-97	MCGANN	BROWN	GAMBLING	WC	D	06/12/2006	12	1	42
2006-98	MCGANN	BROWN	NARCOTICS	WC	D	06/20/2006	30	3	120
2006-99	MCGANN	BROWN	NARCOTICS	WC	D	06/20/2006	30	0	30
2006-100	MCGANN	BROWN	NARCOTICS	WC	D	06/20/2006	30	0	30
2006-101	MCDONALD	BROWN	LARCENY	WC	D	06/22/2006	30	2	90
2006-102	MCGANN	BROWN	NARCOTICS	WC	D	06/28/2006	30	2	90
2006-103	MCGANN	BROWN	NARCOTICS	WC	D	07/19/2006	30	0	30
2006-104	MCGANN	BROWN	NARCOTICS	WC	D	07/19/2006	30	0	30
2006-105	MCGANN	BROWN	NARCOTICS	WC	D	07/19/2006	30	0	30
2006-106	MCGANN	BROWN	GAMBLING	WC	D	07/20/2006	30	2	90
2006-107	MCGANN	BROWN	GAMBLING	WC	D	07/20/2006	30	2	90
2006-108	MCGANN	BROWN	GAMBLING	WC	D	07/20/2006	30	2	90
2006-109	MCGANN	BROWN	NARCOTICS	WC	D	07/27/2006	30	0	30
2006-110	MCGANN	BROWN	NARCOTICS	WC	D	07/27/2006	30	0	30
2006-111	MCGANN	BROWN	NARCOTICS	WC	D	07/27/2006	30	1	60
2006-112	MCGANN	BROWN	NARCOTICS	WC	D	07/27/2006	30	0	30
2006-113	MCGANN	BROWN	NARCOTICS	WC	D	08/08/2006	22	1	52
2006-114	MCGANN	BROWN	NARCOTICS	WC	D	08/08/2006	22	1	52
2006-115	MCGANN	BROWN	NARCOTICS	WC	D	08/30/2006	30	0	30
2006-116	MCGANN	BROWN	GAMBLING	WC	D	09/14/2006	30	0	30

¹ The prosecuting official authorized the filing of the application under provisions of the state's statute. (See Table 1 for this state's statutory citation.)

² Type: WC = Cellular or Mobile Telephone (Wire), WS = Standard Telephone (Wire), WO = Other (Wire), OM = Microphone (Oral), OO = Other (Oral), ED = Digital Pager (Electronic), EE = Computer or E-Mail (Electronic), EF = Fax Machine (Electronic), EO = Other (Electronic).

³ Location: D = Portable Device, H = Personal Residence, B = Business, A = Public Area, O = Other Location, R = Roving (Relaxed Specification Order), N = Not Specified.

* The first four digits of the A.O. number represent the year in which the wiretap was terminated. Wiretaps that were terminated prior to 2006 were not reported previously because they were part of ongoing investigations.

TABLE B-1
STATE NEW YORK

CALENDAR YEAR 2006

**REPORT BY PROSECUTORS OF COURT-AUTHORIZED INTERCEPTS OF WIRE, ORAL, OR ELECTRONIC COMMUNICATIONS
PURSUANT TO 18 U.S.C. 2519**

A.O. Number *	Number Of Days in Oper- ation ⁴	Average Inter- cepts per Day	Number of ⁵			Costs		Number of					
			Persons Inter- cepted	Intercepts	Incrim- inating Intercepts	Total Cost in \$	Other Than Manpower in \$	Arrests	Trials	Motions to Suppress Intercepts ⁶			Persons Con- victed
										G	D	P	
QUEENS (CONTINUED)													
2006-85	131	125	142	16,440	8,500	2,620	1,310	RELATED TO NO. 2006-29					
2006-86	178	12	225	2,120	379	35,600	17,800	RELATED TO NO. 2006-3					
2006-87	65	2	24	128	49	13,000	6,500	RELATED TO NO. 2006-3					
2006-88	55	12	65	681	121	11,000	5,500	-	-	-	-	-	-
2006-89	112	11	140	1,217	188	22,400	11,200	RELATED TO NO. 2006-3					
2006-90	NI	-	-	-	-	-	-	-	-	-	-	-	-
2006-91	26	21	5	536	5	520	260	RELATED TO NO. 2006-56					
2006-92	60	18	8	1,084	7	1,200	600	RELATED TO NO. 2006-56					
2006-93	116	363	320	42,138	16,542	2,320	1,160	RELATED TO NO. 2006-29					
2006-94	21	2	11	52	19	4,200	2,100	-	-	-	-	-	-
2006-95	21	5	23	110	32	RELATED TO NO. 2006-94		-	-	-	-	-	-
2006-96	64	10	64	661	68	12,800	6,400	RELATED TO NO. 2006-3					
2006-97	36	6	23	231	33	7,200	3,600	RELATED TO NO. 2006-3					
2006-98	119	22	15	2,576	19	2,380	1,190	RELATED TO NO. 2006-56					
2006-99	20	26	6	511	5	400	200	RELATED TO NO. 2006-56					
2006-100	30	18	5	529	5	RELATED TO NO. 2006-56		RELATED TO NO. 2006-56					
2006-101	83	12	51	980	240	16,600	8,300	-	-	-	-	-	-
2006-102	88	74	89	6,529	1,873	2,320	1,160	RELATED TO NO. 2006-29					
2006-103	29	19	5	541	5	580	290	RELATED TO NO. 2006-56					
2006-104	29	19	5	545	6	580	290	RELATED TO NO. 2006-56					
2006-105	29	19	5	549	6	580	290	RELATED TO NO. 2006-56					
2006-106	83	1	27	84	35	16,600	8,300	RELATED TO NO. 2006-3					
2006-107	79	19	86	1,478	638	15,800	7,900	RELATED TO NO. 2006-3					
2006-108	82	34	95	2,777	625	16,400	8,200	RELATED TO NO. 2006-3					
2006-109	27	12	8	320	56	540	270	RELATED TO NO. 2006-29					
2006-110	27	5	5	123	29	540	270	RELATED TO NO. 2006-29					
2006-111	56	65	173	3,662	864	1,120	560	RELATED TO NO. 2006-29					
2006-112	28	1	3	34	4	560	280	RELATED TO NO. 2006-29					
2006-113	52	69	350	3,576	2,890	1,040	520	RELATED TO NO. 2006-29					
2006-114	52	181	119	9,401	2,400	1,040	520	RELATED TO NO. 2006-29					
2006-115	13	34	17	437	88	260	130	RELATED TO NO. 2006-29					
2006-116	23	2	30	43	18	4,600	2,300	RELATED TO NO. 2006-3					

⁴ NI indicates never installed. I indicates installed but never used. NP indicates no prosecutor's report.

⁵ NR indicates not reported or could not be determined.

⁶ Motions: G = Granted, D = Denied, P = Pending.

* The first four digits of the A.O. number represent the year in which the wiretap was terminated. Wiretaps that were terminated prior to 2006 were not reported previously because they were part of ongoing investigations.

TABLE B-1
STATE NEW YORK

CALENDAR YEAR 2006

**REPORT BY JUDGES OF COURT-AUTHORIZED INTERCEPTS OF WIRE, ORAL, OR ELECTRONIC COMMUNICATIONS
PURSUANT TO 18 U.S.C. 2519**

A.O. Number *	Authorizing Official		Offense Specified	Intercept		Date of Application	Authorized Length		
	Judge	Prosecutor ¹		Type ²	Location ³		Original Order (Days)	Number of Extensions	Total Length (Days)
QUEENS (CONTINUED)									
2006-117	MCGANN	BROWN	GAMBLING	WC	D	09/14/2006	30	1	60
2006-118	BUCHTER	BROWN	NARCOTICS	WC	D	09/23/2006	30	1	60
2006-119	BUCHTER	BROWN	NARCOTICS	WC	D	10/11/2006	30	0	30
2006-120	MCGANN	BROWN	GAMBLING	WC	D	10/12/2006	30	0	30
2006-121	BUCHTER	BROWN	NARCOTICS	WC	D	10/19/2006	30	1	60
2006-122	BUCHTER	BROWN	NARCOTICS	WC	D	10/26/2006	30	0	30
2006-123	BUCHTER	BROWN	NARCOTICS	WC	D	10/26/2006	30	1	60
2006-124	BUCHTER	BROWN	NARCOTICS	WC	D	10/26/2006	30	1	60
2006-125	BUCHTER	BROWN	LARCENY	WC	D	11/02/2006	30	1	60
2006-126	BUCHTER	BROWN	NARCOTICS	WC	D	11/09/2006	30	0	30
2006-127	BUCHTER	BROWN	NARCOTICS	WC	D	11/09/2006	30	0	30
2006-128	BUCHTER	BROWN	NARCOTICS	WC	D	11/09/2006	30	1	60
2006-129	MCGANN	BROWN	NARCOTICS	WC	D	12/12/2006	30	0	30
2005-119	KOHM	BROWN	NARCOTICS	WC	D	09/23/2004	30	5	180
2005-120	RIVERA	BROWN	GAMBLING	WC	D	12/02/2004	30	3	120
2005-121	RIVERA	BROWN	GAMBLING	WC	D	01/12/2005	16	2	76
2005-122	RIVERA	BROWN	GAMBLING	WC	D	02/22/2005	30	0	30
2005-123	RIVERA	BROWN	GAMBLING	WC	D	02/22/2005	30	0	30
2005-124	BUCHTER	BROWN	NARCOTICS	WC	D	06/03/2005	30	0	30
2005-125	BUCHTER	BROWN	NARCOTICS	WC	D	06/03/2005	30	3	120
2005-126	MCGANN	BROWN	GAMBLING	WC	D	08/19/2005	30	1	60
2005-127	MCGANN	BROWN	GAMBLING	WC	D	08/19/2005	30	2	90
2005-128	MCDONALD	BROWN	LARCENY	WC	D	08/25/2005	30	2	90
2005-129	BUCHTER	BROWN	NARCOTICS	WC	D	09/23/2005	30	2	90
2005-130	BUCHTER	BROWN	NARCOTICS	WC	D	09/28/2005	30	0	30
2005-131	MCGANN	BROWN	NARCOTICS	WC	D	10/10/2005	30	1	60
2005-132	MCGANN	BROWN	GAMBLING	WC	D	10/12/2005	30	1	60
2005-133	BUCHTER	BROWN	NARCOTICS	WC	D	10/21/2005	30	1	60
2005-134	BUCHTER	BROWN	NARCOTICS	WC	D	10/27/2005	30	0	30
2005-135	MCGANN	BROWN	GAMBLING	WC	D	11/10/2005	30	0	30
2005-136	MCGANN	BROWN	GAMBLING	WC	D	11/10/2005	30	0	30
2005-137	MCGANN	BROWN	NARCOTICS	WC	D	11/23/2005	17	0	17

¹ The prosecuting official authorized the filing of the application under provisions of the state's statute. (See Table 1 for this state's statutory citation.)

² Type: WC = Cellular or Mobile Telephone (Wire), WS = Standard Telephone (Wire), WO = Other (Wire), OM = Microphone (Oral), OO = Other (Oral), ED = Digital Pager (Electronic), EE = Computer or E-Mail (Electronic), EF = Fax Machine (Electronic), EO = Other (Electronic).

³ Location: D = Portable Device, H = Personal Residence, B = Business, A = Public Area, O = Other Location, R = Roving (Relaxed Specification Order), N = Not Specified.

* The first four digits of the A.O. number represent the year in which the wiretap was terminated. Wiretaps that were terminated prior to 2006 were not reported previously because they were part of ongoing investigations.

TABLE B-1
STATE NEW YORK

CALENDAR YEAR 2006

**REPORT BY PROSECUTORS OF COURT-AUTHORIZED INTERCEPTS OF WIRE, ORAL, OR ELECTRONIC COMMUNICATIONS
PURSUANT TO 18 U.S.C. 2519**

A.O. Number *	Number Of Days in Oper- ation ⁴	Average Inter- cepts per Day	Number of ⁵			Costs		Number of					
			Persons Inter- cepted	Intercepts	Incrim- inating Intercepts	Total Cost in \$	Other Than Manpower in \$	Arrests	Trials	Motions to Suppress Intercepts ⁶			Persons Con- victed
										G	D	P	
QUEENS (CONTINUED)													
2006-117	55	10	71	557	66	11,000	5,500	RELATED TO NO. 2006-3					
2006-118	59	1	20	75	25	11,800	5,900	RELATED TO NO. 2006-1					
2006-119	5	-	1	2	2	1,000	500	-	-	-	-	-	-
2006-120	27	11	69	297	49	5,400	2,700	RELATED TO NO. 2006-3					
2006-121	58	3	1	150	40	11,600	5,800	-	-	-	-	-	-
2006-122	NI	-	-	-	-	-	-	-	-	-	-	-	-
2006-123	51	4	1	200	60	10,200	5,100	-	-	-	-	-	-
2006-124	51	4	1	200	60	10,200	5,100	-	-	-	-	-	-
2006-125	49	143	50	7,000	200	9,800	4,900	-	-	-	-	-	-
2006-126	8	-	1	3	-	1,600	800	-	-	-	-	-	-
2006-127	6	2	1	15	10	1,200	600	2	-	-	-	-	2
2006-128	45	3	1	150	45	9,000	4,500	-	-	-	-	-	-
2006-129	11	2	14	22	-	2,200	1,100	-	-	-	-	-	-
2005-119	179	11	42	1,969	1,575	35,800	17,900	-	-	-	-	-	-
2005-120	110	37	56	4,020	3,015	22,000	11,000	-	-	-	-	-	-
2005-121	69	82	76	5,634	1,126	13,800	6,900	-	-	-	-	-	-
2005-122	27	12	51	324	117	5,400	2,700	-	-	-	-	-	-
2005-123	28	16	63	438	87	5,600	2,800	-	-	-	-	-	-
2005-124	28	1	10	35	5	5,600	2,800	RELATED TO NO. 2006-1					
2005-125	120	5	75	600	150	24,000	12,000	RELATED TO NO. 2006-1					
2005-126	54	22	54	1,167	250	10,800	5,400	RELATED TO NO. 2006-25					
2005-127	83	10	40	839	102	16,600	8,300	RELATED TO NO. 2006-25					
2005-128	85	33	11	2,815	1,153	17,000	8,500	RELATED TO NO. 2006-2					
2005-129	82	3	35	250	120	16,400	8,200	RELATED TO NO. 2006-1					
2005-130	30	7	11	202	123	6,000	3,000	-	-	-	-	-	-
2005-131	59	4	19	209	140	11,800	5,900	RELATED TO NO. 2006-7					
2005-132	55	26	50	1,448	109	11,000	5,500	RELATED TO NO. 2006-3					
2005-133	57	5	40	300	100	11,400	5,700	RELATED TO NO. 2006-1					
2005-134	27	7	10	200	120	5,400	2,700	-	-	-	-	-	-
2005-135	27	14	28	367	69	5,400	2,700	RELATED TO NO. 2006-25					
2005-136	26	19	104	487	66	5,200	2,600	RELATED TO NO. 2006-25					
2005-137	17	4	5	74	32	3,400	1,700	5	-	-	-	-	5

⁴ NI indicates never installed. I indicates installed but never used. NP indicates no prosecutor's report.

⁵ NR indicates not reported or could not be determined.

⁶ Motions: G = Granted, D = Denied, P = Pending.

* The first four digits of the A.O. number represent the year in which the wiretap was terminated. Wiretaps that were terminated prior to 2006 were not reported previously because they were part of ongoing investigations.

TABLE B-1
STATE NEW YORK

CALENDAR YEAR 2006

**REPORT BY JUDGES OF COURT-AUTHORIZED INTERCEPTS OF WIRE, ORAL, OR ELECTRONIC COMMUNICATIONS
PURSUANT TO 18 U.S.C. 2519**

A.O. Number *	Authorizing Official		Offense Specified	Intercept		Date of Application	Authorized Length		
	Judge	Prosecutor ¹		Type ²	Location ³		Original Order (Days)	Number of Extensions	Total Length (Days)
QUEENS (CONTINUED)									
2005-138	MCGANN	BROWN	NARCOTICS	WC	D	11/23/2005	17	0	17
2005-139	MCGANN	BROWN	NARCOTICS	WC	D	11/23/2005	17	0	17
2005-140	BUCHTER	BROWN	NARCOTICS	WC	D	12/22/2005	30	0	30
2004-199	MCGANN	BROWN	NARCOTICS	WC	D	02/06/2004	30	1	60
2004-200	MCGANN	BROWN	NARCOTICS	WC	D	04/30/2004	30	0	30
RICHMOND									
2006-1	VITALIANO	DONOVAN	NARCOTICS	WC	D	12/08/2005	30	1	60
2006-2	ALIOTTA	DONOVAN	NARCOTICS	WC	D	03/01/2006	30	0	30
2006-3	ALIOTTA	DONOVAN	NARCOTICS	WC	D	03/03/2006	30	0	30
ROCKLAND									
2006-1	RESNIK	BONGIORNO	NARCOTICS	WC	D	10/27/2005	30	2	90
2006-2	RESNIK	BONGIORNO	NARCOTICS	WC	D	12/08/2005	30	1	60
2006-3	RESNIK	BONGIORNO	NARCOTICS	WC	D	12/08/2005	30	0	30
2006-4	CARVEY	BONGIORNO	NARCOTICS	WC	D	12/29/2005	30	1	60
2006-5	BARTLETT	BONGIORNO	NARCOTICS	WC	D	01/11/2006	30	2	90
2006-6	BARTLETT	BONGIORNO	NARCOTICS	WC	D	01/12/2006	30	2	90
2006-7	BARTLETT	BONGIORNO	NARCOTICS	WC	D	02/09/2006	30	0	30
2006-8	BARTLETT	BONGIORNO	NARCOTICS	WC	D	02/22/2006	30	1	60
2006-9	BARTLETT	BONGIORNO	NARCOTICS	WC	D	02/23/2006	30	0	30
2006-10	KELLY	BONGIORNO	NARCOTICS	WC	D	02/24/2006	30	1	60
2006-11	BARTLETT	BONGIORNO	NARCOTICS	WC	D	03/28/2006	30	2	90
2006-12	BARTLETT	BONGIORNO	NARCOTICS	WC	D	03/28/2006	30	0	30
2006-13	BARTLETT	BONGIORNO	NARCOTICS	WC	D	05/15/2006	30	1	60
2006-14	BARTLETT	BONGIORNO	NARCOTICS	WC	D	06/01/2006	30	0	30
2006-15	KELLY	BONGIORNO	NARCOTICS	WC	D	09/13/2006	30	2	90
2005-11	RESNIK	BONGIORNO	NARCOTICS	WC	D	10/18/2005	30	1	60
2005-12	RESNIK	BONGIORNO	NARCOTICS	WC	D	12/01/2005	30	0	30
SARATOGA									
2006-1	SCARANO	MURPHY	FRAUD	WC,OM	D	09/14/2006	30	3	120
2006-2	SCARANO	MURPHY	NARCOTICS	WC,WS,OM	D,H	10/24/2006	30	0	30

¹ The prosecuting official authorized the filing of the application under provisions of the state's statute. (See Table 1 for this state's statutory citation.)

² Type: WC = Cellular or Mobile Telephone (Wire), WS = Standard Telephone (Wire), WO = Other (Wire), OM = Microphone (Oral), OO = Other (Oral), ED = Digital Pager (Electronic), EE = Computer or E-Mail (Electronic), EF = Fax Machine (Electronic), EO = Other (Electronic).

³ Location: D = Portable Device, H = Personal Residence, B = Business, A = Public Area, O = Other Location, R = Roving (Relaxed Specification Order), N = Not Specified.

* The first four digits of the A.O. number represent the year in which the wiretap was terminated. Wiretaps that were terminated prior to 2006 were not reported previously because they were part of ongoing investigations.

TABLE B-1
STATE NEW YORK

CALENDAR YEAR 2006

**REPORT BY PROSECUTORS OF COURT-AUTHORIZED INTERCEPTS OF WIRE, ORAL, OR ELECTRONIC COMMUNICATIONS
PURSUANT TO 18 U.S.C. 2519**

A.O. Number *	Number Of Days in Oper- ation ⁴	Average Inter- cepts per Day	Number of ⁵			Costs		Number of						
			Persons Inter- cepted	Intercepts	Incrim- inating Intercepts	Total Cost in \$	Other Than Manpower in \$	Arrests	Trials	Motions to Suppress Intercepts ⁶			Persons Con- victed	
										G	D	P		
QUEENS (CONTINUED)														
2005-138	17	6	11	108	67	RELATED TO NO. 2005-137		RELATED TO NO. 2005-137						
2005-139	17	4	8	67	40	RELATED TO NO. 2005-137		RELATED TO NO. 2005-137						
2005-140	I	-	-	-	-	-	-	-	-	-	-	-	-	
2004-199	59	21	30	1,252	419	11,800	5,900	-	-	-	-	-	-	
2004-200	29	9	35	250	75	5,800	2,900	-	-	-	-	-	-	
RICHMOND														
2006-1	57	79	120	4,525	333	422,307	26,307	10	-	-	-	-	4	
2006-2	30	41	32	1,243	110	RELATED TO NO. 2006-1		RELATED TO NO. 2006-1						
2006-3	30	25	73	749	67	RELATED TO NO. 2006-1		RELATED TO NO. 2006-1						
ROCKLAND														
2006-1	76	121	NR	9,230	3,243	RELATED TO NO. 2005-11		RELATED TO NO. 2005-11						
2006-2	38	62	NR	2,349	496	RELATED TO NO. 2005-11		RELATED TO NO. 2005-11						
2006-3	29	9	NR	262	47	RELATED TO NO. 2005-11		RELATED TO NO. 2005-11						
2006-4	43	18	NR	777	123	RELATED TO NO. 2005-11		RELATED TO NO. 2005-11						
2006-5	70	24	NR	1,690	388	RELATED TO NO. 2005-11		RELATED TO NO. 2005-11						
2006-6	84	42	NR	3,502	1,079	RELATED TO NO. 2005-11		RELATED TO NO. 2005-11						
2006-7	28	38	NR	1,077	236	RELATED TO NO. 2005-11		RELATED TO NO. 2005-11						
2006-8	39	106	NR	4,147	910	RELATED TO NO. 2005-11		RELATED TO NO. 2005-11						
2006-9	29	30	NR	856	335	RELATED TO NO. 2005-11		RELATED TO NO. 2005-11						
2006-10	60	24	30	1,424	112	67,000	2,200	-	-	-	-	-	-	
2006-11	87	62	NR	5,396	868	RELATED TO NO. 2005-11		RELATED TO NO. 2005-11						
2006-12	30	5	NR	152	66	RELATED TO NO. 2005-11		RELATED TO NO. 2005-11						
2006-13	52	75	NR	3,880	441	RELATED TO NO. 2005-11		RELATED TO NO. 2005-11						
2006-14	NI	-	-	-	-	-	-	-	-	-	-	-	-	
2006-15	90	30	75	2,659	636	131,975	2,375	-	-	-	-	-	-	
2005-11	58	106	NR	6,150	1,238	34,150	34,150	52	-	-	-	-	47	
2005-12	NI	-	-	-	-	-	-	-	-	-	-	-	-	
SARATOGA														
2006-1	72	110	2	7,893	578	90,000	10,000	-	-	-	-	-	-	
2006-2	24	107	NR	2,569	279	-	-	-	-	-	-	-	-	

⁴ NI indicates never installed. I indicates installed but never used. NP indicates no prosecutor's report.

⁵ NR indicates not reported or could not be determined.

⁶ Motions: G = Granted, D = Denied, P = Pending.

* The first four digits of the A.O. number represent the year in which the wiretap was terminated. Wiretaps that were terminated prior to 2006 were not reported previously because they were part of ongoing investigations.

TABLE B-1
STATE NEW YORK

CALENDAR YEAR 2006

**REPORT BY JUDGES OF COURT-AUTHORIZED INTERCEPTS OF WIRE, ORAL, OR ELECTRONIC COMMUNICATIONS
PURSUANT TO 18 U.S.C. 2519**

A.O. Number *	Authorizing Official		Offense Specified	Intercept		Date of Application	Authorized Length		
	Judge	Prosecutor ¹		Type ²	Location ³		Original Order (Days)	Number of Extensions	Total Length (Days)
SCHENECTADY									
2006-1	KRAMER	CARNEY	GAMBLING	WC,WS	D,H	11/16/2005	30	2	90
2006-2	DRAGO	CARNEY	NARCOTICS	WC	D	07/13/2006	30	1	60
2006-3	DRAGO	CARNEY	NARCOTICS	WC	D	11/13/2006	30	0	30
STATE ATTORNEY GENERAL									
2006-1	RITTER	SPITZER	NARCOTICS	WC	D	09/15/2005	30	15	480
2006-2	MARKS	PRATHER	CONSPIRACY	WC,WS	D,H	02/17/2006	30	3	120
2006-3	MCCARTHY	PRATHER	NARCOTICS	WC,WS	D,H	05/11/2006	30	0	30
2006-4	CAMPBELL	PRATHER	NARCOTICS	WC	D	10/05/2006	30	1	60
SUFFOLK									
2006-1	HINRICHS	SPOTA	NARCOTICS	WC	D	01/05/2006	30	1	60
2006-2	HINRICHS	SPOTA	NARCOTICS	WC	D	01/05/2006	30	1	60
2006-3	HINRICHS	SPOTA	NARCOTICS	WC	D	01/13/2006	30	0	30
2006-4	HINRICHS	SPOTA	NARCOTICS	WC	D	01/13/2006	30	0	30
2006-5	HINRICHS	SPOTA	NARCOTICS	WC	D	01/13/2006	30	0	30
2006-6	HINRICHS	SPOTA	NARCOTICS	WC	D	01/22/2006	30	2	90
2006-7	HINRICHS	SPOTA	NARCOTICS	WC	D	01/22/2006	30	0	30
2006-8	HINRICHS	SPOTA	NARCOTICS	WC	D	01/24/2006	30	1	60
2006-9	HINRICHS	SPOTA	NARCOTICS	WC	D	01/25/2006	30	0	30
2006-10	HINRICHS	SPOTA	NARCOTICS	WC	D	01/26/2006	30	2	90
2006-11	HINRICHS	SPOTA	NARCOTICS	WC	D	01/31/2006	30	0	30
2006-12	HINRICHS	BUONORA	NARCOTICS	WC	D	02/02/2006	30	0	30
2006-13	HINRICHS	BUONORA	NARCOTICS	WC	D	02/03/2006	30	1	60
2006-14	HINRICHS	BUONORA	NARCOTICS	WC	D	02/09/2006	30	1	60
2006-15	HINRICHS	BUONORA	NARCOTICS	WC	D	02/10/2006	30	0	30
2006-16	HINRICHS	KEARON	NARCOTICS	WC	D	02/17/2006	30	0	30
2006-17	DOYLE	SPOTA	NARCOTICS	WC	D	02/22/2006	30	0	30
2006-18	HINRICHS	SPOTA	NARCOTICS	WC	D	02/27/2006	30	1	60
2006-19	HINRICHS	SPOTA	NARCOTICS	WC	D	02/27/2006	30	0	30
2006-20	HINRICHS	SPOTA	NARCOTICS	WC	D	03/03/2006	30	0	30
2006-21	GAZZILLO	SPOTA	GAMBLING	WC	D	03/15/2006	30	2	90
2006-22	GAZZILLO	SPOTA	NARCOTICS	WC	D	03/15/2006	30	2	90
2006-23	HINRICHS	SPOTA	NARCOTICS	WC	D	03/15/2006	30	0	30

¹ The prosecuting official authorized the filing of the application under provisions of the state's statute. (See Table 1 for this state's statutory citation.)

² Type: WC = Cellular or Mobile Telephone (Wire), WS = Standard Telephone (Wire), WO = Other (Wire), OM = Microphone (Oral), OO = Other (Oral), ED = Digital Pager (Electronic), EE = Computer or E-Mail (Electronic), EF = Fax Machine (Electronic), EO = Other (Electronic).

³ Location: D = Portable Device, H = Personal Residence, B = Business, A = Public Area, O = Other Location, R = Roaming (Relaxed Specification Order), N = Not Specified.

* The first four digits of the A.O. number represent the year in which the wiretap was terminated. Wiretaps that were terminated prior to 2006 were not reported previously because they were part of ongoing investigations.

TABLE B-1
STATE NEW YORK

CALENDAR YEAR 2006

**REPORT BY PROSECUTORS OF COURT-AUTHORIZED INTERCEPTS OF WIRE, ORAL, OR ELECTRONIC COMMUNICATIONS
PURSUANT TO 18 U.S.C. 2519**

A.O. Number *	Number Of Days in Oper- ation ⁴	Average Inter- cepts per Day	Number of ⁵			Costs		Number of					
			Persons Inter- cepted	Intercepts	Incrim- inating Intercepts	Total Cost in \$	Other Than Manpower in \$	Arrests	Trials	Motions to Suppress Intercepts ⁶			Persons Con- victed
										G	D	P	
SCHENECTADY													
2006-1	54	99	65	5,355	898	95,000	15,000	5	-	-	-	-	5
2006-2	40	41	97	1,647	151	46,352	14,370	5	-	-	-	-	-
2006-3	28	71	93	1,998	151	23,582	1,300	RELATED TO NO. 2006-2					
STATE ATTORNEY GENERAL													
2006-1	370	124	355	45,986	3,545	674,541	26,685	-	-	-	-	-	-
2006-2	91	55	100	5,050	841	543,603	39,003	-	-	-	-	-	-
2006-3	13	55	20	710	158	45,758	4,158	-	-	-	-	-	-
2006-4	42	33	43	1,384	113	206,262	4,662	-	-	-	-	-	-
SUFFOLK													
2006-1	NP	-	-	-	-	-	-	-	-	-	-	-	-
2006-2	NP	-	-	-	-	-	-	-	-	-	-	-	-
2006-3	NP	-	-	-	-	-	-	-	-	-	-	-	-
2006-4	NP	-	-	-	-	-	-	-	-	-	-	-	-
2006-5	NP	-	-	-	-	-	-	-	-	-	-	-	-
2006-6	NP	-	-	-	-	-	-	-	-	-	-	-	-
2006-7	NP	-	-	-	-	-	-	-	-	-	-	-	-
2006-8	NP	-	-	-	-	-	-	-	-	-	-	-	-
2006-9	NP	-	-	-	-	-	-	-	-	-	-	-	-
2006-10	NP	-	-	-	-	-	-	-	-	-	-	-	-
2006-11	NP	-	-	-	-	-	-	-	-	-	-	-	-
2006-12	NP	-	-	-	-	-	-	-	-	-	-	-	-
2006-13	NP	-	-	-	-	-	-	-	-	-	-	-	-
2006-14	NP	-	-	-	-	-	-	-	-	-	-	-	-
2006-15	NP	-	-	-	-	-	-	-	-	-	-	-	-
2006-16	NP	-	-	-	-	-	-	-	-	-	-	-	-
2006-17	NP	-	-	-	-	-	-	-	-	-	-	-	-
2006-18	NP	-	-	-	-	-	-	-	-	-	-	-	-
2006-19	NP	-	-	-	-	-	-	-	-	-	-	-	-
2006-20	NP	-	-	-	-	-	-	-	-	-	-	-	-
2006-21	NP	-	-	-	-	-	-	-	-	-	-	-	-
2006-22	NP	-	-	-	-	-	-	-	-	-	-	-	-
2006-23	NP	-	-	-	-	-	-	-	-	-	-	-	-

⁴ NI indicates never installed. I indicates installed but never used. NP indicates no prosecutor's report.

⁵ NR indicates not reported or could not be determined.

⁶ Motions: G = Granted, D = Denied, P = Pending.

* The first four digits of the A.O. number represent the year in which the wiretap was terminated. Wiretaps that were terminated prior to 2006 were not reported previously because they were part of ongoing investigations.

TABLE B-1
STATE NEW YORK

CALENDAR YEAR 2006

**REPORT BY JUDGES OF COURT-AUTHORIZED INTERCEPTS OF WIRE, ORAL, OR ELECTRONIC COMMUNICATIONS
PURSUANT TO 18 U.S.C. 2519**

A.O. Number *	Authorizing Official		Offense Specified	Intercept		Date of Application	Authorized Length		
	Judge	Prosecutor ¹		Type ²	Location ³		Original Order (Days)	Number of Extensions	Total Length (Days)
SUFFOLK (CONTINUED)									
2006-24	HINRICHS	SPOTA	NARCOTICS	WC	D	03/16/2006	30	0	30
2006-25	HINRICHS	SPOTA	NARCOTICS	WC	D	03/17/2006	30	0	30
2006-26	HINRICHS	SPOTA	NARCOTICS	WC	D	03/23/2006	30	0	30
2006-27	HINRICHS	SPOTA	NARCOTICS	WC	D	03/27/2006	30	0	30
2006-28	HINRICHS	SPOTA	NARCOTICS	WC	D	03/27/2006	30	0	30
2006-29	HINRICHS	SPOTA	NARCOTICS	WC	D	03/27/2006	30	0	30
2006-30	GAZZILLO	SPOTA	GAMBLING	WC	D	04/14/2006	30	8	270
2006-31	GAZZILLO	SPOTA	GAMBLING	WC	D	04/14/2006	30	8	270
2006-32	GAZZILLO	SPOTA	GAMBLING	WC	D	06/09/2006	30	6	210
2006-33	GAZZILLO	SPOTA	GAMBLING	OM	B	06/16/2006	30	6	210
2006-34	GAZZILLO	SPOTA	ARSON	WC	D	08/18/2006	30	0	30
2006-35	GAZZILLO	SPOTA	GAMBLING	EE	H	10/05/2006	30	2	90
2006-36	HUDSON	SPOTA	NARCOTICS	WC	D	10/13/2006	30	0	30
2006-37	HUDSON	SPOTA	NARCOTICS	WC	D	10/13/2006	30	1	60
2006-38	HUDSON	SPOTA	NARCOTICS	WC	D	10/17/2006	30	1	60
2005-42	HINRICHS	SPOTA	NARCOTICS	WC	D	12/22/2005	30	0	30
2005-43	HINRICHS	SPOTA	NARCOTICS	WC	D	12/22/2005	30	0	30
2005-44	HINRICHS	SPOTA	NARCOTICS	WC	D	12/22/2005	30	3	120
2005-45	HINRICHS	SPOTA	NARCOTICS	WC	D	12/22/2005	30	0	30
WESTCHESTER									
2006-1	MOLEA	DIFIORE	NARCOTICS	WC	D	03/20/2006	30	1	60
2006-2	MOLEA	DIFIORE	NARCOTICS	WC	D	04/17/2006	30	0	30
2006-3	MOLEA	DIFIORE	NARCOTICS	WC	D	04/17/2006	30	0	30
2006-4	MOLEA	DIFIORE	NARCOTICS	WC	D	04/26/2006	30	0	30
2006-5	MOLEA	DIFIORE	NARCOTICS	WC	D	06/26/2006	30	3	120
2006-6	MOLEA	DIFIORE	NARCOTICS	WC	D	07/26/2006	30	1	60
2006-7	MOLEA	DIFIORE	NARCOTICS	WC	D	08/23/2006	30	1	60
2006-8	MOLEA	DIFIORE	NARCOTICS	WC	D	08/23/2006	30	1	60

¹ The prosecuting official authorized the filing of the application under provisions of the state's statute. (See Table 1 for this state's statutory citation.)

² Type: WC = Cellular or Mobile Telephone (Wire), WS = Standard Telephone (Wire), WO = Other (Wire), OM = Microphone (Oral), OO = Other (Oral), ED = Digital Pager (Electronic), EE = Computer or E-Mail (Electronic), EF = Fax Machine (Electronic), EO = Other (Electronic).

³ Location: D = Portable Device, H = Personal Residence, B = Business, A = Public Area, O = Other Location, R = Roving (Relaxed Specification Order), N = Not Specified.

* The first four digits of the A.O. number represent the year in which the wiretap was terminated. Wiretaps that were terminated prior to 2006 were not reported previously because they were part of ongoing investigations.

TABLE B-1
STATE NEW YORK

CALENDAR YEAR 2006

**REPORT BY PROSECUTORS OF COURT-AUTHORIZED INTERCEPTS OF WIRE, ORAL, OR ELECTRONIC COMMUNICATIONS
PURSUANT TO 18 U.S.C. 2519**

A.O. Number *	Number Of Days in Oper- ation ⁴	Average Inter- cepts per Day	Number of ⁵			Costs		Number of					
			Persons Inter- cepted	Intercepts	Incrim- inating Intercepts	Total Cost in \$	Other Than Manpower in \$	Arrests	Trials	Motions to Suppress Intercepts ⁶			Persons Con- victed
										G	D	P	
SUFFOLK (CONTINUED)													
2006-24	NP	-	-	-	-	-	-	-	-	-	-	-	-
2006-25	NP	-	-	-	-	-	-	-	-	-	-	-	-
2006-26	NP	-	-	-	-	-	-	-	-	-	-	-	-
2006-27	NP	-	-	-	-	-	-	-	-	-	-	-	-
2006-28	NP	-	-	-	-	-	-	-	-	-	-	-	-
2006-29	NP	-	-	-	-	-	-	-	-	-	-	-	-
2006-30	NP	-	-	-	-	-	-	-	-	-	-	-	-
2006-31	NP	-	-	-	-	-	-	-	-	-	-	-	-
2006-32	NP	-	-	-	-	-	-	-	-	-	-	-	-
2006-33	NP	-	-	-	-	-	-	-	-	-	-	-	-
2006-34	NP	-	-	-	-	-	-	-	-	-	-	-	-
2006-35	NP	-	-	-	-	-	-	-	-	-	-	-	-
2006-36	NP	-	-	-	-	-	-	-	-	-	-	-	-
2006-37	NP	-	-	-	-	-	-	-	-	-	-	-	-
2006-38	NP	-	-	-	-	-	-	-	-	-	-	-	-
2005-42	NP	-	-	-	-	-	-	-	-	-	-	-	-
2005-43	NP	-	-	-	-	-	-	-	-	-	-	-	-
2005-44	NP	-	-	-	-	-	-	-	-	-	-	-	-
2005-45	NP	-	-	-	-	-	-	-	-	-	-	-	-
WESTCHESTER													
2006-1	45	91	31	4,112	285	75,120	7,440	5	-	-	-	-	-
2006-2	18	19	30	334	64	11,069	509	3	-	-	-	-	1
2006-3	18	12	10	211	24	RELATED TO NO. 2006-2			-	-	-	-	-
2006-4	7	75	6	526	41	RELATED TO NO. 2006-1			RELATED TO NO. 2006-1				
2006-5	115	28	62	3,257	3,049	58,935	6,735	9	-	-	-	-	-
2006-6	54	232	349	12,513	759	39,513	3,513	3	-	-	-	-	-
2006-7	56	27	30	1,524	572	40,985	4,025	RELATED TO NO. 2006-5					
2006-8	56	22	30	1,237	357	39,985	3,025	RELATED TO NO. 2006-5					

⁴ NI indicates never installed. I indicates installed but never used. NP indicates no prosecutor's report.

⁵ NR indicates not reported or could not be determined.

⁶ Motions: G = Granted, D = Denied, P = Pending.

* The first four digits of the A.O. number represent the year in which the wiretap was terminated. Wiretaps that were terminated prior to 2006 were not reported previously because they were part of ongoing investigations.

TABLE B-1
STATE NORTH CAROLINA

CALENDAR YEAR 2006

**REPORT BY JUDGES OF COURT-AUTHORIZED INTERCEPTS OF WIRE, ORAL, OR ELECTRONIC COMMUNICATIONS
PURSUANT TO 18 U.S.C. 2519**

A.O. Number *	Authorizing Official		Offense Specified	Intercept		Date of Application	Authorized Length		
	Judge	Prosecutor ¹		Type ²	Location ³		Original Order (Days)	Number of Extensions	Total Length (Days)
STATE ATTORNEY GENERAL									
2006-1	STEPHENS	COOPER	NARCOTICS	WC	D	06/13/2006	30	2	90
2006-2	STEPHENS	COOPER	NARCOTICS	WC	D	06/20/2006	30	0	30
2006-3	STEPHENS	COOPER	NARCOTICS	WC	D	06/26/2006	30	0	30
2006-4	MORGAN	COOPER	NARCOTICS	WC	D	06/28/2006	30	0	30
2006-5	STEPHENS	COOPER	NARCOTICS	WC	D	07/21/2006	30	1	60
2006-6	MORGAN	COOPER	NARCOTICS	WC	D	10/08/2006	30	0	30
2006-7	TITUS	COOPER	NARCOTICS	WC	D	11/03/2006	30	0	30
2006-8	STEPHENS	COOPER	NARCOTICS	WC	D	11/20/2006	30	0	30
2006-9	TITUS	COOPER	NARCOTICS	WC	D	11/20/2006	30	0	30
2006-10	STEPHENS	COOPER	NARCOTICS	WC	D	12/01/2006	30	0	30
2006-11	TITUS	COOPER	NARCOTICS	WC	D	12/01/2006	30	0	30

¹ The prosecuting official authorized the filing of the application under provisions of the state's statute. (See Table 1 for this state's statutory citation.)

² Type: WC = Cellular or Mobile Telephone (Wire), WS = Standard Telephone (Wire), WO = Other (Wire), OM = Microphone (Oral), OO = Other (Oral), ED = Digital Pager (Electronic), EE = Computer or E-Mail (Electronic), EF = Fax Machine (Electronic), EO = Other (Electronic).

³ Location: D = Portable Device, H = Personal Residence, B = Business, A = Public Area, O = Other Location, R = Roving (Relaxed Specification Order), N = Not Specified.

* The first four digits of the A.O. number represent the year in which the wiretap was terminated. Wiretaps that were terminated prior to 2006 were not reported previously because they were part of ongoing investigations.

TABLE B-1
STATE NORTH CAROLINA

CALENDAR YEAR 2006

REPORT BY PROSECUTORS OF COURT-AUTHORIZED INTERCEPTS OF WIRE, ORAL, OR ELECTRONIC COMMUNICATIONS
PURSUANT TO 18 U.S.C. 2519

A.O. Number *	Number Of Days in Oper- ation ⁴	Average Inter- cepts per Day	Number of ⁵			Costs		Number of					
			Persons Inter- cepted	Intercepts	Incrim- inating Intercepts	Total Cost in \$	Other Than Manpower in \$	Arrests	Trials	Motions to Suppress Intercepts ⁶			Persons Con- victed
										G	D	P	
STATE ATTORNEY GENERAL													
2006-1	68	68	157	4,637	746	58,724	6,500	9	8	-	-	1	8
2006-2	29	72	71	2,089	314	24,772	2,500	-	-	-	-	-	-
2006-3	24	6	4	133	28	20,932	2,500	RELATED TO NO. 2006-1					
2006-4	14	80	38	1,113	204	13,252	2,500	1	-	-	-	-	-
2006-5	30	47	48	1,421	303	25,540	2,500	RELATED TO NO. 2006-1					
2006-6	3	32	3	95	9	4,804	2,500	RELATED TO NO. 2006-4					
2006-7	30	28	29	852	67	25,540	2,500	-	-	-	-	-	-
2006-8	I	-	-	-	-	3,500	2,500	-	-	-	-	-	-
2006-9	24	42	34	1,011	118	12,100	2,500	1	-	-	-	-	-
2006-10	30	59	60	1,779	283	25,540	2,500	-	-	-	-	-	-
2006-11	11	28	11	313	80	6,900	2,500	RELATED TO NO. 2006-9					

⁴ NI indicates never installed. I indicates installed but never used. NP indicates no prosecutor's report.

⁵ NR indicates not reported or could not be determined.

⁶ Motions: G = Granted, D = Denied, P = Pending.

* The first four digits of the A.O. number represent the year in which the wiretap was terminated. Wiretaps that were terminated prior to 2006 were not reported previously because they were part of ongoing investigations.

REPORT BY JUDGES OF COURT-AUTHORIZED INTERCEPTS OF WIRE, ORAL, OR ELECTRONIC COMMUNICATIONS
PURSUANT TO 18 U.S.C. 2519

A.O. Number *	Authorizing Official		Offense Specified	Intercept		Date of Application	Authorized Length		
	Judge	Prosecutor ¹		Type ²	Location ³		Original Order (Days)	Number of Extensions	Total Length (Days)
FRANKLIN									
2006-1	PETERSON	TAYLOR	RACKETEERING	WC	D	02/03/2006	30	1	60
2006-2	PETERSON	TAYLOR	RACKETEERING	WC	D	03/08/2006	30	0	30
2006-3	PETERSON	TAYLOR	RACKETEERING	WC	D	03/24/2006	30	0	30
2006-4	HOGAN	TAYLOR	RACKETEERING	WC	D	08/24/2006	30	0	30
2006-5	HOGAN	TAYLOR	RACKETEERING	WC	D	09/06/2006	30	0	30
2006-6	HOGAN	TAYLOR	RACKETEERING	WC	D	09/06/2006	30	0	30
2006-7	HOGAN	TAYLOR	RACKETEERING	WC	D	09/27/2006	30	0	30
2006-8	HOGAN	TAYLOR	RACKETEERING	WC	D	09/29/2006	30	0	30
2006-9	HOGAN	TAYLOR	RACKETEERING	WC	D	10/11/2006	30	0	30
2006-10	HOGAN	TAYLOR	RACKETEERING	WC	D	10/12/2006	30	0	30
2006-11	HOGAN	TAYLOR	RACKETEERING	WC	D	11/01/2006	30	0	30
LORAIN									
2006-1	MCGOUGH	WILL	CORRUPTION	WC	D	02/21/2006	30	2	90
2006-2	MCGOUGH	WILL	CORRUPTION	WC	D	03/03/2006	30	0	30
2006-3	MCGOUGH	WILL	CORRUPTION	WC	D	03/03/2006	30	0	30
2006-4	MCGOUGH	WILL	CORRUPTION	WC	D	03/11/2006	30	2	90
2006-5	MCGOUGH	WILL	CORRUPTION	WC	D	03/14/2006	30	0	30
2006-6	MCGOUGH	WILL	CORRUPTION	WC	D	03/29/2006	30	2	90
2006-7	MCGOUGH	WILL	CORRUPTION	WC	D	03/29/2006	30	1	60
2006-8	MCGOUGH	WILL	CORRUPTION	WC	D	04/27/2006	30	0	30
2006-9	MCGOUGH	WILL	CORRUPTION	WC	D	05/10/2006	30	0	30
2006-10	MCGOUGH	WILL	CORRUPTION	WC	D	05/10/2006	30	0	30
2006-11	MCGOUGH	WILL	CORRUPTION	WC	D	05/10/2006	30	0	30
2006-12	MCGOUGH	WILL	CORRUPTION	WC	D	05/19/2006	30	0	30
2006-13	MCGOUGH	WILL	CORRUPTION	WC	D	05/23/2006	30	0	30
2006-14	MCGOUGH	WILL	CORRUPTION	WC	D	05/26/2006	30	0	30
2006-15	MCGOUGH	WILL	CORRUPTION	WC	D	05/26/2006	30	0	30
2006-16	MCGOUGH	WILL	CORRUPTION	WC	D	06/06/2006	30	0	30
2006-17	MCGOUGH	WILL	CORRUPTION	WC	D	06/06/2006	30	0	30

¹ The prosecuting official authorized the filing of the application under provisions of the state's statute. (See Table 1 for this state's statutory citation.)² Type: WC = Cellular or Mobile Telephone (Wire), WS = Standard Telephone (Wire), WO = Other (Wire), OM = Microphone (Oral), OO = Other (Oral), ED = Digital Pager (Electronic), EE = Computer or E-Mail (Electronic), EF = Fax Machine (Electronic), EO = Other (Electronic).³ Location: D = Portable Device, H = Personal Residence, B = Business, A = Public Area, O = Other Location, R = Roving (Relaxed Specification Order), N = Not Specified.

* The first four digits of the A.O. number represent the year in which the wiretap was terminated. Wiretaps that were terminated prior to 2006 were not reported previously because they were part of ongoing investigations.

TABLE B-1
STATE OHIO

CALENDAR YEAR 2006

REPORT BY PROSECUTORS OF COURT-AUTHORIZED INTERCEPTS OF WIRE, ORAL, OR ELECTRONIC COMMUNICATIONS
PURSUANT TO 18 U.S.C. 2519

A.O. Number *	Number Of Days in Oper- ation ⁴	Average Inter- cepts per Day	Number of ⁵			Costs		Number of					
			Persons Inter- cepted	Intercepts	Incrim- inating Intercepts	Total Cost in \$	Other Than Manpower in \$	Arrests	Trials	Motions to Suppress Intercepts ⁶			Persons Con- victed
										G	D	P	
FRANKLIN													
2006-1	59	3	8	164	50	216,656	20,000	-	-	-	-	-	-
2006-2	6	110	9	660	13	RELATED TO NO. 2006-1		-	-	-	-	-	-
2006-3	26	5	8	134	7	RELATED TO NO. 2006-1		-	-	-	-	-	-
2006-4	24	14	145	341	47	540,889	11,891	11	-	-	-	-	-
2006-5	11	109	132	1,200	164	RELATED TO NO. 2006-4		RELATED TO NO. 2006-4					
2006-6	16	49	186	790	82	RELATED TO NO. 2006-4		RELATED TO NO. 2006-4					
2006-7	30	38	152	1,143	52	RELATED TO NO. 2006-4		RELATED TO NO. 2006-4					
2006-8	16	87	141	1,390	142	RELATED TO NO. 2006-4		RELATED TO NO. 2006-4					
2006-9	29	91	203	2,637	510	RELATED TO NO. 2006-4		RELATED TO NO. 2006-4					
2006-10	28	109	227	3,058	177	RELATED TO NO. 2006-4		RELATED TO NO. 2006-4					
2006-11	8	71	168	568	162	RELATED TO NO. 2006-4		RELATED TO NO. 2006-4					
LORAIN													
2006-1	64	114	194	7,271	888	239,546	60,712	32	-	-	-	-	20
2006-2	10	15	12	150	3	RELATED TO NO. 2006-1		RELATED TO NO. 2006-1					
2006-3	25	128	68	3,195	145	RELATED TO NO. 2006-1		RELATED TO NO. 2006-1					
2006-4	90	92	140	8,279	421	RELATED TO NO. 2006-1		RELATED TO NO. 2006-1					
2006-5	6	70	19	422	27	RELATED TO NO. 2006-1		RELATED TO NO. 2006-1					
2006-6	68	62	86	4,227	367	RELATED TO NO. 2006-1		RELATED TO NO. 2006-1					
2006-7	40	113	54	4,505	512	RELATED TO NO. 2006-1		RELATED TO NO. 2006-1					
2006-8	5	196	1	979	40	RELATED TO NO. 2006-1		-	-	-	-	-	-
2006-9	16	318	115	5,092	185	RELATED TO NO. 2006-1		RELATED TO NO. 2006-1					
2006-10	7	13	6	90	-	RELATED TO NO. 2006-1		-	-	-	-	-	-
2006-11	4	408	17	1,630	62	RELATED TO NO. 2006-1		RELATED TO NO. 2006-1					
2006-12	11	70	31	769	37	RELATED TO NO. 2006-1		RELATED TO NO. 2006-1					
2006-13	27	106	33	2,875	219	RELATED TO NO. 2006-1		RELATED TO NO. 2006-1					
2006-14	26	194	67	5,047	356	RELATED TO NO. 2006-1		RELATED TO NO. 2006-1					
2006-15	9	3	NR	26	1	RELATED TO NO. 2006-1		RELATED TO NO. 2006-1					
2006-16	7	284	17	1,991	37	RELATED TO NO. 2006-1		RELATED TO NO. 2006-1					
2006-17	16	62	31	985	110	RELATED TO NO. 2006-1		RELATED TO NO. 2006-1					

⁴ NI indicates never installed. I indicates installed but never used. NP indicates no prosecutor's report.

⁵ NR indicates not reported or could not be determined.

⁶ Motions: G = Granted, D = Denied, P = Pending.

* The first four digits of the A.O. number represent the year in which the wiretap was terminated. Wiretaps that were terminated prior to 2006 were not reported previously because they were part of ongoing investigations.

TABLE B-1
STATE OKLAHOMA

CALENDAR YEAR 2006

REPORT BY JUDGES OF COURT-AUTHORIZED INTERCEPTS OF WIRE, ORAL, OR ELECTRONIC COMMUNICATIONS
PURSUANT TO 18 U.S.C. 2519

A.O. Number *	Authorizing Official		Offense Specified	Intercept		Date of Application	Authorized Length		
	Judge	Prosecutor ¹		Type ²	Location ³		Original Order (Days)	Number of Extensions	Total Length (Days)
STATE ATTORNEY GENERAL									
2006-1	CHAPEL	SMITH	NARCOTICS	WC	D	01/20/2006	30	0	30
2006-2	CHAPEL	PETERSON	NARCOTICS	WC	D	01/20/2006	30	0	30
2006-3	CHAPEL	PETERSON	NARCOTICS	WC	D	03/28/2006	30	0	30
2006-4	CHAPEL	SMITH	NARCOTICS	WC	D	04/06/2006	30	1	60
2006-5	CHAPEL	LANE	NARCOTICS	WC	D	08/14/2006	30	1	60
2006-6	CHAPEL	LANE	NARCOTICS	WC	D	09/19/2006	30	1	60
2006-7	CHAPEL	MILLER	NARCOTICS	WC	D	12/05/2006	30	0	30

¹ The prosecuting official authorized the filing of the application under provisions of the state's statute. (See Table 1 for this state's statutory citation.)

² Type: WC = Cellular or Mobile Telephone (Wire), WS = Standard Telephone (Wire), WO = Other (Wire), OM = Microphone (Oral), OO = Other (Oral), ED = Digital Pager (Electronic), EE = Computer or E-Mail (Electronic), EF = Fax Machine (Electronic), EO = Other (Electronic).

³ Location: D = Portable Device, H = Personal Residence, B = Business, A = Public Area, O = Other Location, R = Roving (Relaxed Specification Order), N = Not Specified.

* The first four digits of the A.O. number represent the year in which the wiretap was terminated. Wiretaps that were terminated prior to 2006 were not reported previously because they were part of ongoing investigations.

TABLE B-1
STATE OKLAHOMA

CALENDAR YEAR 2006

REPORT BY PROSECUTORS OF COURT-AUTHORIZED INTERCEPTS OF WIRE, ORAL, OR ELECTRONIC COMMUNICATIONS
PURSUANT TO 18 U.S.C. 2519

A.O. Number *	Number Of Days in Oper- ation ⁴	Average Inter- cepts per Day	Number of ⁵			Costs		Number of					
			Persons Inter- cepted	Intercepts	Incrim- inating Intercepts	Total Cost in \$	Other Than Manpower in \$	Arrests	Trials	Motions to Suppress Intercepts ⁶			Persons Con- victed
										G	D	P	
STATE ATTORNEY GENERAL													
2006-1	30	12	76	373	232	86,180	7,250	-	-	-	-	-	-
2006-2	30	28	38	852	231	70,400	2,400	23	-	-	-	-	-
2006-3	30	17	33	509	185	45,586	3,490	RELATED TO NO. 2006-4					
2006-4	57	12	55	710	344	154,692	4,725	16	-	-	-	-	16
2006-5	60	11	200	669	669	211,950	3,250	32	-	-	-	-	16
2006-6	60	-	-	-	-	RELATED TO NO. 2006-5		-	-	-	-	-	-
2006-7	30	134	42	4,019	740	RELATED TO NO. 2006-2		-	-	-	-	-	-

⁴ NI indicates never installed. I indicates installed but never used. NP indicates no prosecutor's report.

⁵ NR indicates not reported or could not be determined.

⁶ Motions: G = Granted, D = Denied, P = Pending.

* The first four digits of the A.O. number represent the year in which the wiretap was terminated. Wiretaps that were terminated prior to 2006 were not reported previously because they were part of ongoing investigations.

REPORT BY JUDGES OF COURT-AUTHORIZED INTERCEPTS OF WIRE, ORAL, OR ELECTRONIC COMMUNICATIONS
PURSUANT TO 18 U.S.C. 2519

A.O. Number *	Authorizing Official		Offense Specified	Intercept		Date of Application	Authorized Length		
	Judge	Prosecutor ¹		Type ²	Location ³		Original Order (Days)	Number of Extensions	Total Length (Days)
LANE									
2006-1	MITCHELL	HASSELMAN	MURDER	OM	O	01/04/2006	30	1	60
2006-2	OSBORNE	CALEB	MURDER	WS	H	03/06/2006	30	0	30

¹ The prosecuting official authorized the filing of the application under provisions of the state's statute. (See Table 1 for this state's statutory citation.)

² Type: WC = Cellular or Mobile Telephone (Wire), WS = Standard Telephone (Wire), WO = Other (Wire), OM = Microphone (Oral), OO = Other (Oral), ED = Digital Pager (Electronic), EE = Computer or E-Mail (Electronic), EF = Fax Machine (Electronic), EO = Other (Electronic).

³ Location: D = Portable Device, H = Personal Residence, B = Business, A = Public Area, O = Other Location, R = Roving (Relaxed Specification Order), N = Not Specified.

* The first four digits of the A.O. number represent the year in which the wiretap was terminated. Wiretaps that were terminated prior to 2006 were not reported previously because they were part of ongoing investigations.

TABLE B-1
STATE OREGON

CALENDAR YEAR 2006

REPORT BY PROSECUTORS OF COURT-AUTHORIZED INTERCEPTS OF WIRE, ORAL, OR ELECTRONIC COMMUNICATIONS
PURSUANT TO 18 U.S.C. 2519

A.O. Number *	Number Of Days in Oper- ation ⁴	Average Inter- cepts per Day	Number of ⁵			Costs		Number of						
			Persons Inter- cepted	Intercepts	Incrim- inating Intercepts	Total Cost in \$	Other Than Manpower in \$	Arrests	Trials	Motions to Suppress Intercepts ⁶			Persons Con- victed	
										G	D	P		
LANE														
2006-1	8	1	5	10	10	26,730	280	2	-	-	-	-	2	
2006-2	9	27	67	242	58	27,477	980	2	-	-	-	-	-	

⁴ NI indicates never installed. I indicates installed but never used. NP indicates no prosecutor's report.

⁵ NR indicates not reported or could not be determined.

⁶ Motions: G = Granted, D = Denied, P = Pending.

* The first four digits of the A.O. number represent the year in which the wiretap was terminated. Wiretaps that were terminated prior to 2006 were not reported previously because they were part of ongoing investigations.

**TABLE B-1
STATE PENNSYLVANIA**

CALENDAR YEAR 2006

**REPORT BY JUDGES OF COURT-AUTHORIZED INTERCEPTS OF WIRE, ORAL, OR ELECTRONIC COMMUNICATIONS
PURSUANT TO 18 U.S.C. 2519**

A.O. Number *	Authorizing Official		Offense Specified	Intercept		Date of Application	Authorized Length		
	Judge	Prosecutor ¹		Type ²	Location ³		Original Order (Days)	Number of Extensions	Total Length (Days)
DAUPHIN									
2006-1	STEVENS	MARSICO	MURDER	OM	H	01/03/2006	14	0	14
MONTGOMERY									
2006-1	KLEIN	CASTOR	RACKETEERING	WS	H	03/23/2006	30	0	30
2006-2	KLEIN	CASTOR	RACKETEERING	WC	D	03/29/2006	30	0	30
2006-3	KLEIN	CASTOR	RACKETEERING	WC	D	04/04/2006	30	0	30
2006-4	KLEIN	CASTOR	RACKETEERING	WC	D	04/11/2006	30	0	30
2006-5	KELLY	CASTOR	NARCOTICS	WC	D	09/28/2006	30	0	30
2006-6	KELLY	CASTOR	NARCOTICS	WC	D	09/28/2006	30	0	30
2006-7	GANTMAN	CASTOR	NARCOTICS	WC	D	10/10/2006	30	0	30
2006-8	GANTMAN	CASTOR	NARCOTICS	WC	D	10/23/2006	30	0	30
2006-9	GANTMAN	CASTOR	NARCOTICS	OO	O	11/03/2006	30	0	30
2006-10	PANELLA	CASTOR	MURDER	OM	O	12/05/2006	7	0	7
2006-11	KLEIN	FERMAN	MURDER	OM	O	12/13/2006	7	0	7
STATE ATTORNEY GENERAL									
2006-1	BENDER	CORBETT	NARCOTICS	WC	D	11/25/2005	30	1	60
2006-2	PANELLA	CORBETT	NARCOTICS	WC	D	01/24/2006	30	0	30
2006-3	PANELLA	CORBETT	NARCOTICS	WC	D	02/07/2006	30	0	30
2006-4	PANELLA	CORBETT	NARCOTICS	WC	D	04/11/2006	30	1	60
2006-5	PANELLA	CORBETT	NARCOTICS	WC	D	05/02/2006	30	1	60
2006-6	PANELLA	CORBETT	NARCOTICS	WC	D	05/02/2006	30	1	60
2006-7	BENDER	CORBETT	NARCOTICS	WC	D	06/01/2006	3	0	3
2006-8	BENDER	CORBETT	NARCOTICS	WC	D	10/05/2006	30	1	60
2006-9	STEVENS	CORBETT	NARCOTICS	WC	D	10/11/2006	30	1	60
2006-10	STEVENS	CORBETT	NARCOTICS	WC	D	10/11/2006	30	0	30
2006-11	STEVENS	CORBETT	NARCOTICS	WC	D	10/24/2006	30	0	30
2006-12	STEVENS	CORBETT	NARCOTICS	WC	D	10/24/2006	30	0	30
2006-13	STEVENS	CORBETT	NARCOTICS	WC	D	11/09/2006	30	0	30
2006-14	STEVENS	CORBETT	NARCOTICS	WC	D	11/09/2006	30	0	30
2006-15	STEVENS	CORBETT	NARCOTICS	WC	D	11/09/2006	30	0	30
2006-16	POPOVICH	CORBETT	NARCOTICS	WC	D	11/15/2006	30	0	30
2006-17	BENDER	CORBETT	NARCOTICS	WS	H	12/06/2006	30	0	30

¹ The prosecuting official authorized the filing of the application under provisions of the state's statute. (See Table 1 for this state's statutory citation.)

² Type: WC = Cellular or Mobile Telephone (Wire), WS = Standard Telephone (Wire), WO = Other (Wire), OM = Microphone (Oral), OO = Other (Oral), ED = Digital Pager (Electronic), EE = Computer or E-Mail (Electronic), EF = Fax Machine (Electronic), EO = Other (Electronic).

³ Location: D = Portable Device, H = Personal Residence, B = Business, A = Public Area, O = Other Location, R = Roving (Relaxed Specification Order), N = Not Specified.

* The first four digits of the A.O. number represent the year in which the wiretap was terminated. Wiretaps that were terminated prior to 2006 were not reported previously because they were part of ongoing investigations.

TABLE B-1
STATE PENNSYLVANIA

CALENDAR YEAR 2006

REPORT BY PROSECUTORS OF COURT-AUTHORIZED INTERCEPTS OF WIRE, ORAL, OR ELECTRONIC COMMUNICATIONS
PURSUANT TO 18 U.S.C. 2519

A.O. Number *	Number Of Days in Oper- ation ⁴	Average Inter- cepts per Day	Number of ⁵			Costs		Number of					
			Persons Inter- cepted	Intercepts	Incrim- inating Intercepts	Total Cost in \$	Other Than Manpower in \$	Arrests	Trials	Motions to Suppress Intercepts ⁶			Persons Con- victed
										G	D	P	
DAUPHIN													
2006-1	12	9	5	112	14	618	618	3	-	-	-	-	3
MONTGOMERY													
2006-1	15	12	24	175	44	RELATED TO NO. 2006-4		-	-	-	-	-	-
2006-2	12	3	12	31	16	RELATED TO NO. 2006-4		-	-	-	-	-	-
2006-3	21	31	64	653	182	RELATED TO NO. 2006-4		4	4	-	-	-	4
2006-4	15	52	59	782	343	103,332	5,957	15	-	-	-	-	1
2006-5	24	5	9	125	4	131,563	6,345	13	-	-	-	13	-
2006-6	27	82	22	2,207	673	RELATED TO NO. 2006-5		RELATED TO NO. 2006-5					
2006-7	16	31	11	498	197	RELATED TO NO. 2006-5		RELATED TO NO. 2006-5					
2006-8	4	3	3	13	1	RELATED TO NO. 2006-5		RELATED TO NO. 2006-5					
2006-9	4	-	2	1	1	RELATED TO NO. 2006-5		-	-	-	-	-	-
2006-10	1	1	9	1	1	2,831	96	2	-	-	-	-	-
2006-11	1	1	6	1	1	2,777	42	-	-	-	-	-	-
STATE ATTORNEY GENERAL													
2006-1	58	32	68	1,854	1,043	192,908	13,256	5	5	-	-	-	5
2006-2	27	9	17	231	94	101,933	16,472	11	-	-	-	-	2
2006-3	14	14	13	196	141	RELATED TO NO. 2006-2		RELATED TO NO. 2006-2					
2006-4	55	116	83	6,376	316	338,930	19,539	14	-	-	-	-	-
2006-5	34	279	91	9,483	246	RELATED TO NO. 2006-4		-	-	-	-	-	-
2006-6	40	101	172	4,043	572	RELATED TO NO. 2006-4		-	-	-	-	-	-
2006-7	2	8	13	15	12	11,700	9,800	-	-	-	-	-	-
2006-8	45	59	44	2,662	635	94,722	4,800	-	-	-	-	-	-
2006-9	60	120	102	7,191	2,390	76,710	18,470	27	-	-	-	-	-
2006-10	30	66	91	1,967	288	RELATED TO NO. 2006-9		RELATED TO NO. 2006-9					
2006-11	30	39	57	1,169	430	RELATED TO NO. 2006-9		RELATED TO NO. 2006-9					
2006-12	30	25	58	762	322	RELATED TO NO. 2006-		RELATED TO NO. 2006-9					
2006-13	30	-	-	-	-	RELATED TO NO. 2006-9		RELATED TO NO. 2006-9					
2006-14	30	83	60	2,502	1,188	RELATED TO NO. 2006-9		RELATED TO NO. 2006-9					
2006-15	30	90	36	2,708	862	RELATED TO NO. 2006-9		RELATED TO NO. 2006-9					
2006-16	27	72	24	1,953	179	82,472	3,360	-	-	-	-	-	-
2006-17	19	31	14	589	56	32,292	3,200	-	-	-	-	-	-

⁴ NI indicates never installed. I indicates installed but never used. NP indicates no prosecutor's report.

⁵ NR indicates not reported or could not be determined.

⁶ Motions: G = Granted, D = Denied, P = Pending.

* The first four digits of the A.O. number represent the year in which the wiretap was terminated. Wiretaps that were terminated prior to 2006 were not reported previously because they were part of ongoing investigations.

REPORT BY JUDGES OF COURT-AUTHORIZED INTERCEPTS OF WIRE, ORAL, OR ELECTRONIC COMMUNICATIONS
PURSUANT TO 18 U.S.C. 2519

A.O. Number *	Authorizing Official		Offense Specified	Intercept		Date of Application	Authorized Length		
	Judge	Prosecutor ¹		Type ²	Location ³		Original Order (Days)	Number of Extensions	Total Length (Days)
STATE ATTORNEY GENERAL									
2006-1	MCMASON	EVANS	ASSAULT	OM	H	10/07/2006	2	0	2

¹ The prosecuting official authorized the filing of the application under provisions of the state's statute. (See Table 1 for this state's statutory citation.)

² Type: WC = Cellular or Mobile Telephone (Wire), WS = Standard Telephone (Wire), WO = Other (Wire), OM = Microphone (Oral), OO = Other (Oral), ED = Digital Pager (Electronic), EE = Computer or E-Mail (Electronic), EF = Fax Machine (Electronic), EO = Other (Electronic).

³ Location: D = Portable Device, H = Personal Residence, B = Business, A = Public Area, O = Other Location, R = Roving (Relaxed Specification Order), N = Not Specified.

* The first four digits of the A.O. number represent the year in which the wiretap was terminated. Wiretaps that were terminated prior to 2006 were not reported previously because they were part of ongoing investigations.

TABLE B-1
STATE SOUTH CAROLINA

CALENDAR YEAR 2006

REPORT BY PROSECUTORS OF COURT-AUTHORIZED INTERCEPTS OF WIRE, ORAL, OR ELECTRONIC COMMUNICATIONS
PURSUANT TO 18 U.S.C. 2519

A.O. Number *	Number Of Days in Oper- ation ⁴	Average Inter- cepts per Day	Number of ⁵			Costs		Number of					
			Persons Inter- cepted	Intercepts	Incrim- inating Intercepts	Total Cost in \$	Other Than Manpower in \$	Arrests	Trials	Motions to Suppress Intercepts ⁶			Persons Con- victed
										G	D	P	
STATE ATTORNEY GENERAL													
2006-1	1	11	3	11	11	100	-	1	-	-	-	-	-

⁴ NI indicates never installed. I indicates installed but never used. NP indicates no prosecutor's report.

⁵ NR indicates not reported or could not be determined.

⁶ Motions: G = Granted, D = Denied, P = Pending.

* The first four digits of the A.O. number represent the year in which the wiretap was terminated. Wiretaps that were terminated prior to 2006 were not reported previously because they were part of ongoing investigations.

TABLE B-1
STATE TENNESSEE

CALENDAR YEAR 2006

**REPORT BY JUDGES OF COURT-AUTHORIZED INTERCEPTS OF WIRE, ORAL, OR ELECTRONIC COMMUNICATIONS
PURSUANT TO 18 U.S.C. 2519**

A.O. Number *	Authorizing Official		Offense Specified	Intercept		Date of Application	Authorized Length		
	Judge	Prosecutor ¹		Type ²	Location ³		Original Order (Days)	Number of Extensions	Total Length (Days)
11TH JUDICIAL CIRCUIT (HAMILTON)									
2006-1	STERN	COX	NARCOTICS	WC	D	02/09/2006	30	1	60
2006-2	STERN	COX	NARCOTICS	WC	D	02/09/2006	30	1	60
2006-3	STERN	COX	MURDER	WC	D	02/09/2006	30	0	30
2006-4	STERN	COX	NARCOTICS	WC	D	02/20/2006	30	1	60
2006-5	STERN	COX	MURDER	WC	D	02/22/2006	30	0	30
20TH JUDICIAL DISTRICT (DAVIDSON)									
2006-1	WATKINS	JOHNSON	NARCOTICS	WC	D	12/12/2005	30	0	30
2006-2	WATKINS	JOHNSON	NARCOTICS	WC	D	12/29/2005	30	3	120
2006-3	WATKINS	JOHNSON	NARCOTICS	WC	D	01/24/2006	30	2	90
2006-4	WATKINS	JOHNSON	NARCOTICS	WC	D	01/24/2006	30	2	90
2006-5	WATKINS	JOHNSON	NARCOTICS	WC	D	02/14/2006	30	1	60
2006-6	WATKINS	JOHNSON	NARCOTICS	WC	D	02/14/2006	30	0	30
2006-7	NORMAN	JOHNSON	MURDER	WC	D	03/24/2006	30	1	60
2006-8	NORMAN	JOHNSON	NARCOTICS	WC	D	03/24/2006	30	0	30
2006-9	NORMAN	JOHNSON	MURDER	WC	D	03/27/2006	30	1	60
2006-10	WATKINS	JOHNSON	NARCOTICS	WC	D	04/12/2006	30	0	30
2006-11	NORMAN	JOHNSON	MURDER	WC	D	04/14/2006	30	0	30
2006-12	NORMAN	JOHNSON	MURDER	WC	D	04/14/2006	30	0	30
2006-13	WATKINS	JOHNSON	MURDER	WC	D	04/18/2006	30	0	30
2006-14	WATKINS	JOHNSON	NARCOTICS	WC	D	06/13/2006	30	3	120
2006-15	WATKINS	JOHNSON	NARCOTICS	WC	D	06/13/2006	30	3	120
2006-16	WATKINS	JOHNSON	NARCOTICS	WC	D	09/25/2006	30	1	60
2006-17	WATKINS	JOHNSON	NARCOTICS	WC	D	11/13/2006	30	0	30
2006-18	WATKINS	JOHNSON	NARCOTICS	WC	D	11/13/2006	30	0	30
2ND JUDICIAL DISTRICT (SULLIVAN)									
2006-1	MILLER	WELLS	NARCOTICS	WC	D	05/26/2006	30	2	90
2006-2	MILLER	WELLS	NARCOTICS	WC	D	06/12/2006	30	1	60
2006-3	MILLER	WELLS	NARCOTICS	WC	D	07/20/2006	30	0	30

¹ The prosecuting official authorized the filing of the application under provisions of the state's statute. (See Table 1 for this state's statutory citation.)

² Type: WC = Cellular or Mobile Telephone (Wire), WS = Standard Telephone (Wire), WO = Other (Wire), OM = Microphone (Oral), OO = Other (Oral), ED = Digital Pager (Electronic), EE = Computer or E-Mail (Electronic), EF = Fax Machine (Electronic), EO = Other (Electronic).

³ Location: D = Portable Device, H = Personal Residence, B = Business, A = Public Area, O = Other Location, R = Roving (Relaxed Specification Order), N = Not Specified.

* The first four digits of the A.O. number represent the year in which the wiretap was terminated. Wiretaps that were terminated prior to 2006 were not reported previously because they were part of ongoing investigations.

TABLE B-1
STATE TENNESSEE

CALENDAR YEAR 2006

**REPORT BY PROSECUTORS OF COURT-AUTHORIZED INTERCEPTS OF WIRE, ORAL, OR ELECTRONIC COMMUNICATIONS
PURSUANT TO 18 U.S.C. 2519**

A.O. Number *	Number Of Days in Oper- ation ⁴	Average Inter- cepts per Day	Number of ⁵			Costs		Number of					
			Persons Inter- cepted	Intercepts	Incrim- inating Intercepts	Total Cost in \$	Other Than Manpower in \$	Arrests	Trials	Motions to Suppress Intercepts ⁶			Persons Con- victed
										G	D	P	
11TH JUDICIAL CIRCUIT (HAMILTON)													
2006-1	58	53	300	3,101	562	-	-	13	-	-	-	-	-
2006-2	58	66	192	3,855	910	-	-	RELATED TO NO. 2006-1					
2006-3	22	236	240	5,182	171	-	-	3	-	-	-	-	-
2006-4	45	18	42	796	162	-	-	RELATED TO NO. 2006-1					
2006-5	9	67	41	601	20	-	-	RELATED TO NO. 2006-3					
20TH JUDICIAL DISTRICT (DAVIDSON)													
2006-1	29	20	66	568	149	-	-	-	-	-	-	-	-
2006-2	120	51	387	6,139	3,351	-	-	-	-	-	-	-	-
2006-3	89	15	148	1,371	310	-	-	-	-	-	-	-	-
2006-4	90	15	128	1,308	644	-	-	-	-	-	-	-	-
2006-5	60	-	5	7	2	-	-	-	-	-	-	-	-
2006-6	11	28	110	307	170	-	-	-	-	-	-	-	-
2006-7	36	45	12	1,604	706	-	-	-	-	-	-	-	-
2006-8	11	10	33	107	39	-	-	-	-	-	-	-	-
2006-9	36	15	97	529	217	-	-	-	-	-	-	-	-
2006-10	8	1	4	5	-	-	-	-	-	-	-	-	-
2006-11	18	37	81	671	158	-	-	-	-	-	-	-	-
2006-12	3	34	32	101	14	-	-	-	-	-	-	-	-
2006-13	3	141	27	424	4	-	-	-	-	-	-	-	-
2006-14	120	64	404	7,703	1,418	-	-	-	-	-	-	-	-
2006-15	106	10	207	1,012	215	-	-	-	-	-	-	-	-
2006-16	54	44	310	2,398	370	-	-	-	-	-	-	-	-
2006-17	30	51	189	1,529	901	-	-	-	-	-	-	-	-
2006-18	23	101	171	2,320	976	-	-	-	-	-	-	-	-
2ND JUDICIAL DISTRICT (SULLIVAN)													
2006-1	90	75	150	6,773	651	131,107	16,107	-	-	-	-	-	-
2006-2	60	18	25	1,100	313	RELATED TO NO. 2006-1		-	-	-	-	-	-
2006-3	30	37	21	1,100	69	RELATED TO NO. 2006-1		-	-	-	-	-	-

⁴ NI indicates never installed. I indicates installed but never used. NP indicates no prosecutor's report.

⁵ NR indicates not reported or could not be determined.

⁶ Motions: G = Granted, D = Denied, P = Pending.

* The first four digits of the A.O. number represent the year in which the wiretap was terminated. Wiretaps that were terminated prior to 2006 were not reported previously because they were part of ongoing investigations.

REPORT BY JUDGES OF COURT-AUTHORIZED INTERCEPTS OF WIRE, ORAL, OR ELECTRONIC COMMUNICATIONS
PURSUANT TO 18 U.S.C. 2519

A.O. Number *	Authorizing Official		Offense Specified	Intercept		Date of Application	Authorized Length		
	Judge	Prosecutor ¹		Type ²	Location ³		Original Order (Days)	Number of Extensions	Total Length (Days)
HARRIS									
2006-1	STRICKLIN	ROSENTHAL	NARCOTICS	WC,EO	D	09/25/2006	30	1	60
2006-2	STRICKLIN	ROSENTHAL	NARCOTICS	WC,EO	D	10/24/2006	30	0	30

¹ The prosecuting official authorized the filing of the application under provisions of the state's statute. (See Table 1 for this state's statutory citation.)

² Type: WC = Cellular or Mobile Telephone (Wire), WS = Standard Telephone (Wire), WO = Other (Wire), OM = Microphone (Oral), OO = Other (Oral), ED = Digital Pager (Electronic), EE = Computer or E-Mail (Electronic), EF = Fax Machine (Electronic), EO = Other (Electronic).

³ Location: D = Portable Device, H = Personal Residence, B = Business, A = Public Area, O = Other Location, R = Roving (Relaxed Specification Order), N = Not Specified.

* The first four digits of the A.O. number represent the year in which the wiretap was terminated. Wiretaps that were terminated prior to 2006 were not reported previously because they were part of ongoing investigations.

TABLE B-1
STATE TEXAS

CALENDAR YEAR 2006

REPORT BY PROSECUTORS OF COURT-AUTHORIZED INTERCEPTS OF WIRE, ORAL, OR ELECTRONIC COMMUNICATIONS
PURSUANT TO 18 U.S.C. 2519

A.O. Number *	Number Of Days in Oper- ation ⁴	Average Inter- cepts per Day	Number of ⁵			Costs		Number of						
			Persons Inter- cepted	Intercepts	Incrim- inating Intercepts	Total Cost in \$	Other Than Manpower in \$	Arrests	Trials	Motions to Suppress Intercepts ⁶			Persons Con- victed	
										G	D	P		
HARRIS														
2006-1	38	181	53	6,871	91	423,427	7,675	-	-	-	-	-	-	
2006-2	9	89	20	802	2	RELATED TO NO. 2006-1		-	-	-	-	-	-	

⁴ NI indicates never installed. I indicates installed but never used. NP indicates no prosecutor's report.

⁵ NR indicates not reported or could not be determined.

⁶ Motions: G = Granted, D = Denied, P = Pending.

* The first four digits of the A.O. number represent the year in which the wiretap was terminated. Wiretaps that were terminated prior to 2006 were not reported previously because they were part of ongoing investigations.

REPORT BY JUDGES OF COURT-AUTHORIZED INTERCEPTS OF WIRE, ORAL, OR ELECTRONIC COMMUNICATIONS
PURSUANT TO 18 U.S.C. 2519

A.O. Number *	Authorizing Official		Offense Specified	Intercept		Date of Application	Authorized Length		
	Judge	Prosecutor ¹		Type ²	Location ³		Original Order (Days)	Number of Extensions	Total Length (Days)
DANE									
2006-1	NOWAKOWSKI	BLANCHARD	NARCOTICS	WC	D	04/17/2006	30	0	30
2006-2	NOWAKOWSKI	BLANCHARD	NARCOTICS	WC	D	05/12/2006	30	0	30

¹ The prosecuting official authorized the filing of the application under provisions of the state's statute. (See Table 1 for this state's statutory citation.)

² Type: WC = Cellular or Mobile Telephone (Wire), WS = Standard Telephone (Wire), WO = Other (Wire), OM = Microphone (Oral), OO = Other (Oral), ED = Digital Pager (Electronic), EE = Computer or E-Mail (Electronic), EF = Fax Machine (Electronic), EO = Other (Electronic).

³ Location: D = Portable Device, H = Personal Residence, B = Business, A = Public Area, O = Other Location, R = Roving (Relaxed Specification Order), N = Not Specified.

* The first four digits of the A.O. number represent the year in which the wiretap was terminated. Wiretaps that were terminated prior to 2006 were not reported previously because they were part of ongoing investigations.

TABLE B-1
STATE WISCONSIN

CALENDAR YEAR 2006

REPORT BY PROSECUTORS OF COURT-AUTHORIZED INTERCEPTS OF WIRE, ORAL, OR ELECTRONIC COMMUNICATIONS
PURSUANT TO 18 U.S.C. 2519

A.O. Number *	Number Of Days in Oper- ation ⁴	Average Inter- cepts per Day	Number of ⁵			Costs		Number of					
			Persons Inter- cepted	Intercepts	Incrim- inating Intercepts	Total Cost in \$	Other Than Manpower in \$	Arrests	Trials	Motions to Suppress Intercepts ⁶			Persons Con- victed
										G	D	P	
DANE													
2006-1	30	155	475	4,657	84	50,048	1,760	2	-	-	-	-	1
2006-2	13	94	189	1,222	21	12,736	880	1	-	-	-	-	-

⁴ NI indicates never installed. I indicates installed but never used. NP indicates no prosecutor's report.

⁵ NR indicates not reported or could not be determined.

⁶ Motions: G = Granted, D = Denied, P = Pending.

* The first four digits of the A.O. number represent the year in which the wiretap was terminated. Wiretaps that were terminated prior to 2006 were not reported previously because they were part of ongoing investigations.

SUPPLEMENTARY REPORT BY PROSECUTORS FOR INTERCEPTS TERMINATED IN CALENDAR YEAR 2001
AS OF DECEMBER 31, 2006

State, County	A.O. Report Number in 2001 Report	Date of Application	Additional Activity During Calendar Year 2006							
			Total Cost in \$	Persons Arrested	Trials Completed	Motions to Suppress Intercepts ²¹			Persons Con- victed	Offense for Which Convicted
						G	D	P		
FLORIDA										
19TH JUDICIAL CIRCUIT (SAINT LUCIE)	2001-12	09/17/2001	-	-	-	-	-	-	2	NARCOTICS
MASSACHUSETTS										
STATE ATTORNEY GENERAL	2001-4	09/21/2001	-	9	-	-	-	-	2	NARCOTICS
	2001-9	11/09/2001	-	18	-	-	-	-	5	NARCOTICS
NEW YORK										
NEW YORK	2001-2	02/18/2000	-	-	-	-	-	-	3	\$LAUNDERING
PENNSYLVANIA										
STATE ATTORNEY GENERAL	2001-1	01/18/2001	-	-	1	-	-	-	1	NARCOTICS
	2001-2		Linked to another wiretap involving the same investigation							
	2001-3		Linked to another wiretap involving the same investigation							

¹ Motions: G = Granted, D = Denied, P = Pending.

SUPPLEMENTARY REPORT BY PROSECUTORS FOR INTERCEPTS TERMINATED IN CALENDAR YEAR 2002
AS OF DECEMBER 31, 2006

State, County	A.O. Report Number in 2002 Report	Date of Application	Additional Activity During Calendar Year 2006							
			Total Cost in \$	Persons Arrested	Trials Completed	Motions to Suppress Intercepts¹			Persons Con- victed	Offense for Which Convicted
						G	D	P		
NEW JERSEY										
ESSEX	2001-1*	01/31/2001	-	-	-	-	1	-	14	RACKETEERING
PENNSYLVANIA										
BERKS	2002-12	11/18/2002	-	-	1	-	-	-	3	NARCOTICS
	2002-13		Linked to another wiretap involving the same investigation							
STATE ATTORNEY GENERAL	2002-9	08/09/2002	-	10	-	-	-	-	-	
	2002-15		Linked to another wiretap involving the same investigation							

¹ Motions: G = Granted, D = Denied, P = Pending.

SUPPLEMENTARY REPORT BY PROSECUTORS FOR INTERCEPTS TERMINATED IN CALENDAR YEAR 2003
AS OF DECEMBER 31, 2006

State, County	A.O. Report Number in 2003 Report	Date of Application	Additional Activity During Calendar Year 2006								
			Total Cost in \$	Persons Arrested	Trials Completed	Motions to Suppress Intercepts¹			Persons Con- victed	Offense for Which Convicted	
						G	D	P			
ARIZONA											
STATE ATTORNEY GENERAL											
	2003-2	02/18/2003	-	-	1	-	-	-	5	NARCOTICS	
	2003-5	07/29/2003	-	1	-	-	-	-	-		
	2003-6	08/28/2003	-	1	-	-	-	-	1	NARCOTICS	
	2003-8	10/20/2003	-	-	-	-	-	-	1	NARCOTICS	
CALIFORNIA											
CONTRA COSTA											
	2003-3	09/23/2003	-	1	-	-	-	-	2	NARCOTICS	
FLORIDA											
6TH JUDICIAL CIRCUIT (PINELLAS)											
	2003-1	11/05/2003	-	1	1	-	-	-	1	MURDER	
	2003-3	12/05/2003	-	5	1	-	-	-	5	MURDER	
18TH JUDICIAL CIRCUIT (BREVARD/SEMINOLE)											
	2003-1	03/07/2003	-	-	-	-	-	-	1	NARCOTICS	
19TH JUDICIAL CIRCUIT (SAINT LUCIE)											
	2003-5	05/07/2003	-	-	-	-	-	-	4	NARCOTICS	
NEW JERSEY											
BURLINGTON											
	2003-3	06/17/2003	-	-	-	-	-	-	1	CONSPIRACY	
	2003-4		Linked to another wiretap involving the same investigation								
	2003-5		Linked to another wiretap involving the same investigation								
	2003-6		Linked to another wiretap involving the same investigation								
STATE ATTORNEY GENERAL											
	2003-55	(See Appendix Table B-1 in this year's report)									

¹ Motions: G = Granted, D = Denied, P = Pending.

SUPPLEMENTARY REPORT BY PROSECUTORS FOR INTERCEPTS TERMINATED IN CALENDAR YEAR 2003
AS OF DECEMBER 31, 2006 (CONTINUED)

State, County	A.O. Report Number in 2003 Report	Date of Application	Additional Activity During Calendar Year 2006								
			Total Cost in \$	Persons Arrested	Trials Completed	Motions to Suppress Intercepts¹			Persons Con- victed	Offense for Which Convicted	
						G	D	P			
NEW YORK											
NEW YORK	2003-1	07/09/2002	-	9	1	-	1	-	7	RACKETEERING	
QUEENS											
	2003-8	08/13/2002	-	-	-	-	-	-	8	FRAUD	
	2003-11	09/24/2002	-	-	-	-	-	-	2	FRAUD	
	2003-55	03/19/2003	-	-	-	-	-	-	4	FRAUD	
PENNSYLVANIA											
BERKS	2003-2	07/22/2003	-	-	-	-	6	-	3	NARCOTICS	
	2003-3		Linked to another wiretap involving the same investigation								
	2003-4		Linked to another wiretap involving the same investigation								
STATE ATTORNEY GENERAL											
	2003-1	01/02/2003	-	4	1	-	-	-	1	NARCOTICS	
	2003-2		Linked to another wiretap involving the same investigation								
	2003-3		Linked to another wiretap involving the same investigation								
	2003-4	03/06/2003	-	-	-	-	-	-	1	NARCOTICS	
	2003-8		Linked to another wiretap involving the same investigation								
	2003-9		Linked to another wiretap involving the same investigation								
	2003-19	09/26/2003	-	2	-	-	-	-	1	OTHER	
WISCONSIN											
STATE ATTORNEY GENERAL	2003-1	04/29/2003	-	-	-	2	-	-	4	NARCOTICS	

¹ Motions: G = Granted, D = Denied, P = Pending.

SUPPLEMENTARY REPORT BY PROSECUTORS FOR INTERCEPTS TERMINATED IN CALENDAR YEAR 2004
AS OF DECEMBER 31, 2006

State, County	A.O. Report Number in 2004 Report	Date of Application	Additional Activity During Calendar Year 2006							
			Total Cost in \$	Persons Arrested	Trials Completed	Motions to Suppress Intercepts ¹			Persons Con- victed	Offense for Which Convicted
						G	D	P		
ARIZONA										
PIMA	2004-1	06/08/2004	-	3	1	-	-	-	5	NARCOTICS
STATE ATTORNEY GENERAL										
	2004-2	02/04/2004	-	-	-	-	-	-	8	NARCOTICS
	2004-3	04/14/2004	-	1	-	-	-	-	5	NARCOTICS
	2004-4	Linked to another wiretap involving the same investigation								
	2004-6	Linked to another wiretap involving the same investigation								
	2004-8	08/13/2004	-	-	-	-	-	-	6	NARCOTICS
CALIFORNIA										
IMPERIAL										
	2004-4	(See Appendix Table B-1 in this year's report)								
	2004-5	(See Appendix Table B-1 in this year's report)								
	2004-6	(See Appendix Table B-1 in this year's report)								
	2004-7	(See Appendix Table B-1 in this year's report)								
	2004-8	(See Appendix Table B-1 in this year's report)								
	2004-9	(See Appendix Table B-1 in this year's report)								
	2004-10	(See Appendix Table B-1 in this year's report)								
	2004-11	(See Appendix Table B-1 in this year's report)								
	2004-12	(See Appendix Table B-1 in this year's report)								
	2004-13	(See Appendix Table B-1 in this year's report)								
	2004-14	(See Appendix Table B-1 in this year's report)								
	2004-15	(See Appendix Table B-1 in this year's report)								
	2004-16	(See Appendix Table B-1 in this year's report)								
	2004-17	(See Appendix Table B-1 in this year's report)								
	2004-18	(See Appendix Table B-1 in this year's report)								

¹ Motions: G = Granted, D = Denied, P = Pending.

SUPPLEMENTARY REPORT BY PROSECUTORS FOR INTERCEPTS TERMINATED IN CALENDAR YEAR 2004
AS OF DECEMBER 31, 2006 (CONTINUED)

State, County	A.O. Report Number in 2004 Report	Date of Application	Additional Activity During Calendar Year 2006							
			Total Cost in \$	Persons Arrested	Trials Completed	Motions to Suppress Intercepts¹			Persons Con- victed	Offense for Which Convicted
						G	D	P		
CALIFORNIA (CONTINUED)										
IMPERIAL (CONTINUED)										
	2004-19	(See Appendix Table B-1 in this year's report)								
	2004-20	(See Appendix Table B-1 in this year's report)								
	2004-21	(See Appendix Table B-1 in this year's report)								
	2004-22	(See Appendix Table B-1 in this year's report)								
	2004-23	(See Appendix Table B-1 in this year's report)								
	2004-24	(See Appendix Table B-1 in this year's report)								
	2004-25	(See Appendix Table B-1 in this year's report)								
	2004-26	(See Appendix Table B-1 in this year's report)								
	2004-27	(See Appendix Table B-1 in this year's report)								
	2004-28	(See Appendix Table B-1 in this year's report)								
	2004-29	(See Appendix Table B-1 in this year's report)								
	2004-30	(See Appendix Table B-1 in this year's report)								
	2004-31	(See Appendix Table B-1 in this year's report)								
	2004-32	(See Appendix Table B-1 in this year's report)								
	2004-33	(See Appendix Table B-1 in this year's report)								
	2004-34	(See Appendix Table B-1 in this year's report)								
	2004-35	(See Appendix Table B-1 in this year's report)								
	2004-36	(See Appendix Table B-1 in this year's report)								
	2004-37	(See Appendix Table B-1 in this year's report)								
	2004-38	(See Appendix Table B-1 in this year's report)								
	2004-39	(See Appendix Table B-1 in this year's report)								

¹ Motions: G = Granted, D = Denied, P = Pending.

SUPPLEMENTARY REPORT BY PROSECUTORS FOR INTERCEPTS TERMINATED IN CALENDAR YEAR 2004
AS OF DECEMBER 31, 2006 (CONTINUED)

State, County	A.O. Report Number in 2004 Report	Date of Application	Additional Activity During Calendar Year 2006								
			Total Cost in \$	Persons Arrested	Trials Completed	Motions to Suppress Intercepts ¹			Persons Con- victed	Offense for Which Convicted	
						G	D	P			
CALIFORNIA (CONTINUED)											
SACRAMENTO	2004-7	(See Appendix Table B-1 in this year's report)									
SANTA BARBARA	2004-1*	04/03/2003	-	-	-	-	-	-	3	NARCOTICS	
FLORIDA											
17TH JUDICIAL CIRCUIT (BROWARD)	2004-1	11/12/2003	-	10	-	-	-	-	8	NARCOTICS	
	2004-4	07/28/2004	-	25	-	-	-	-	6	GAMBLING	
18TH JUDICIAL CIRCUIT (BREVARD/SEMINOLE)	2004-1	02/24/2004	-	-	-	-	-	-	4	NARCOTICS	
GEORGIA											
CHATHAM	2004-2	08/26/2004	-	-	-	-	-	2	14	NARCOTICS	
HOUSTON	2004-6	08/20/2004	-	-	10	-	-	-	-		
ILLINOIS											
WINNEBAGO	2004-1	03/05/2004	-	-	-	-	-	-	2	NARCOTICS	
	2004-7	07/21/2004	-	-	1	-	-	-	-		
	2004-8	08/09/2004	-	2	-	-	2	-	3	MURDER	
	2004-10	08/12/2004	-	-	-	1	-	-	2	MURDER	
	2004-11	08/19/2004	-	-	-	-	-	-	1	NARCOTICS	
	2004-13	10/29/2004	-	-	-	-	-	1	-	NARCOTICS	
NEW JERSEY											
CAMDEN	2004-2	09/15/2004	-	-	-	-	-	-	1	NARCOTICS	
	2004-4	10/19/2004	-	-	-	-	-	-	4	NARCOTICS	

¹ Motions: G = Granted, D = Denied, P = Pending.

SUPPLEMENTARY REPORT BY PROSECUTORS FOR INTERCEPTS TERMINATED IN CALENDAR YEAR 2004
AS OF DECEMBER 31, 2006 (CONTINUED)

State, County	A.O. Report Number in 2004 Report	Date of Application	Additional Activity During Calendar Year 2006							Persons Con- victed	Offense for Which Convicted
			Total Cost in \$	Persons Arrested	Trials Completed	Motions to Suppress Intercepts ¹					
						G	D	P			
NEW JERSEY (CONTINUED)											
MIDDLESEX											
	2004-1	01/07/2004	-	-	-	-	-	-	1	NARCOTICS	
	2004-2		Linked to another wiretap involving the same investigation								
STATE ATTORNEY GENERAL											
	2004-10	05/10/2004	-	-	1	-	-	-	13	NARCOTICS	
	2004-17	06/30/2004	29,601	-	1	-	-	-	-		
	2004-18	07/16/2004	20,650	-	-	-	-	-	-		
	2004-22	09/24/2004	63,985	-	-	-	-	-	-		
	2004-23		Linked to another wiretap involving the same investigation								
	2004-25	09/28/2004	63,985	-	-	-	-	-	-		
	2004-26	11/03/2004	1,752	-	-	-	-	-	-		
	2004-27	11/03/2004	37,346	-	-	-	-	-	-		
	2004-40	(See Appendix Table B-1 in this year's report)									
	2004-41	(See Appendix Table B-1 in this year's report)									
	2004-42	(See Appendix Table B-1 in this year's report)									
	2004-43	(See Appendix Table B-1 in this year's report)									
	2004-44	(See Appendix Table B-1 in this year's report)									
	2004-45	(See Appendix Table B-1 in this year's report)									
	2004-46	(See Appendix Table B-1 in this year's report)									
NEW YORK											
NASSAU											
	2004-3	03/25/2004	-	-	-	-	-	-	3	GAMBLING	
NEW YORK											
	2004-5	02/04/2003	-	-	-	-	1	-	1	LARCENY	
	2004-11	07/22/2004	-	6	2	-	5	-	1	BRIBERY	

¹ Motions: G = Granted, D = Denied, P = Pending.

SUPPLEMENTARY REPORT BY PROSECUTORS FOR INTERCEPTS TERMINATED IN CALENDAR YEAR 2004
AS OF DECEMBER 31, 2006 (CONTINUED)

State, County	A.O. Report Number in 2004 Report	Date of Application	Additional Activity During Calendar Year 2006							
			Total Cost in \$	Persons Arrested	Trials Completed	Motions to Suppress Intercepts ¹			Persons Con- victed	Offense for Which Convicted
						G	D	P		
NEW YORK (CONTINUED)										
NY ORGANIZED CRIME TASK FORCE										
	2004-3	11/18/2003	-	19	-	-	-	-	15	NARCOTICS
	2004-4	01/20/2004	-	7	-	-	3	-	7	LARCENY
	2004-13	09/30/2004	-	-	-	-	-	-	2	NARCOTICS
QUEENS										
	2004-88	04/30/2004	-	-	-	-	-	-	2	LARCENY
	2003-97*	03/28/2003	-	-	-	-	-	-	3	GAMBLING
	2004-199	(See Appendix Table B-1 in this year's report)								
	2004-200	(See Appendix Table B-1 in this year's report)								
ROCKLAND										
	2004-4	11/01/2004	-	-	-	-	-	-	-	13NARCOTICS
PENNSYLVANIA										
PIKE										
	2004-1	05/13/2004	-	-	-	1	-	-	-	-
	2004-3	Linked to another wiretap involving the same investigation								

¹ Motions: G = Granted, D = Denied, P = Pending.

SUPPLEMENTARY REPORT BY PROSECUTORS FOR INTERCEPTS TERMINATED IN CALENDAR YEAR 2005
AS OF DECEMBER 31, 2006

State, County	A.O. Report Number in 2005 Report	Date of Application	Additional Activity During Calendar Year 2006							Persons Con- victed	Offense for Which Convicted
			Total Cost in \$	Persons Arrested	Trials Completed	Motions to Suppress Intercepts ¹					
						G	D	P			
ARIZONA											
MARICOPA	2005-4	07/26/2005	-	13	-	-	-	-	8	NARCOTICS	
STATE ATTORNEY GENERAL											
	2005-1	11/29/2004	-	-	-	-	-	-	13	NARCOTICS	
	2005-2	06/29/2005	-	-	-	-	-	-	2	NARCOTICS	
	2005-6	09/30/2005	-	14	-	-	-	-	14	NARCOTICS	
	2005-7	10/26/2005	-	30	-	-	-	-	11	NARCOTICS	
	2005-8	11/01/2005	-	2	-	-	-	-	2	NARCOTICS	
CALIFORNIA											
IMPERIAL	2005-1	(See Appendix Table B-1 in this year's report)									
	2005-2	(See Appendix Table B-1 in this year's report)									
	2005-3	(See Appendix Table B-1 in this year's report)									
	2005-4	(See Appendix Table B-1 in this year's report)									
	2005-5	(See Appendix Table B-1 in this year's report)									
	2005-6	(See Appendix Table B-1 in this year's report)									
	2005-7	(See Appendix Table B-1 in this year's report)									
	2005-8	(See Appendix Table B-1 in this year's report)									
	2005-9	(See Appendix Table B-1 in this year's report)									
	2005-10	(See Appendix Table B-1 in this year's report)									
	2005-11	(See Appendix Table B-1 in this year's report)									
	2005-12	(See Appendix Table B-1 in this year's report)									
	2005-13	(See Appendix Table B-1 in this year's report)									
	2005-14	(See Appendix Table B-1 in this year's report)									
	2005-15	(See Appendix Table B-1 in this year's report)									
	2005-16	(See Appendix Table B-1 in this year's report)									

¹ Motions: G = Granted, D = Denied, P = Pending.

SUPPLEMENTARY REPORT BY PROSECUTORS FOR INTERCEPTS TERMINATED IN CALENDAR YEAR 2005
AS OF DECEMBER 31, 2006 (CONTINUED)

State, County	A.O. Report Number in 2005 Report	Date of Application	Additional Activity During Calendar Year 2006								Persons Con- victed	Offense for Which Convicted
			Total Cost in \$	Persons Arrested	Trials Completed	Motions to Suppress Intercepts ¹						
						G	D	P				
CALIFORNIA (CONTINUED)												
IMPERIAL (CONTINUED)												
	2005-17	(See Appendix Table B-1 in this year's report)										
	2005-18	(See Appendix Table B-1 in this year's report)										
	2005-19	(See Appendix Table B-1 in this year's report)										
	2005-20	(See Appendix Table B-1 in this year's report)										
LOS ANGELES												
	2005-17	02/18/2005	14,000	2	-	-	-	-	1	NARCOTICS		
	2005-65	05/11/2005	3,000	-	-	-	-	-	-			
	2005-67	05/17/2005	24,000	-	-	-	-	-	-			
	2005-79	06/07/2005	21,000	2	-	-	-	-	-			
	2005-86	06/10/2005	8,000	-	-	-	-	-	-			
	2005-103	(See Appendix Table B-1 in this year's report)										
	2005-104	(See Appendix Table B-1 in this year's report)										
	2005-105	(See Appendix Table B-1 in this year's report)										
	2005-106	(See Appendix Table B-1 in this year's report)										
	2005-107	(See Appendix Table B-1 in this year's report)										
	2005-108	(See Appendix Table B-1 in this year's report)										
	2005-109	(See Appendix Table B-1 in this year's report)										
	2005-110	(See Appendix Table B-1 in this year's report)										
	2005-111	(See Appendix Table B-1 in this year's report)										
	2005-112	(See Appendix Table B-1 in this year's report)										
	2005-113	(See Appendix Table B-1 in this year's report)										
	2005-114	(See Appendix Table B-1 in this year's report)										
	2005-115	(See Appendix Table B-1 in this year's report)										
	2005-116	(See Appendix Table B-1 in this year's report)										

¹ Motions: G = Granted, D = Denied, P = Pending.

SUPPLEMENTARY REPORT BY PROSECUTORS FOR INTERCEPTS TERMINATED IN CALENDAR YEAR 2005
AS OF DECEMBER 31, 2006 (CONTINUED)

State, County	A.O. Report Number in 2005 Report	Date of Application	Additional Activity During Calendar Year 2006							
			Total Cost in \$	Persons Arrested	Trials Completed	Motions to Suppress Intercepts¹			Persons Con- victed	Offense for Which Convicted
						G	D	P		
CALIFORNIA (CONTINUED)										
LOS ANGELES (CONTINUED)										
	2005-117	(See Appendix Table B-1 in this year's report)								
	2005-118	(See Appendix Table B-1 in this year's report)								
	2005-119	(See Appendix Table B-1 in this year's report)								
	2005-120	(See Appendix Table B-1 in this year's report)								
	2005-121	(See Appendix Table B-1 in this year's report)								
	2005-122	(See Appendix Table B-1 in this year's report)								
	2005-123	(See Appendix Table B-1 in this year's report)								
	2005-124	(See Appendix Table B-1 in this year's report)								
PLACER										
	2005-1	02/18/2005	-	1	-	-	-	-	-	
SAN DIEGO										
	2005-47	09/14/2005	-	6	-	-	-	1	5	NARCOTICS
	2005-52	09/29/2005	-	1	-	-	-	-	1	NARCOTICS
	2005-53	09/30/2005	-	4	-	-	1	-	2	NARCOTICS
	2005-56	10/24/2005	-	5	-	-	-	2	1	NARCOTICS
	2005-57	10/27/2005	-	12	-	-	-	1	11	NARCOTICS
	2005-59	11/10/2005	-	5	-	-	-	-	5	NARCOTICS
SANTA BARBARA										
	2005-1	12/23/2004	84,679	-	1	-	-	-	3	MURDER
	2005-3	04/25/2005	50,750	-	-	-	-	-	4	NARCOTICS
VENTURA										
	2005-1	(See Appendix Table B-1 in this year's report)								

¹ Motions: G = Granted, D = Denied, P = Pending.

SUPPLEMENTARY REPORT BY PROSECUTORS FOR INTERCEPTS TERMINATED IN CALENDAR YEAR 2005
AS OF DECEMBER 31, 2006 (CONTINUED)

State, County	A.O. Report Number in 2005 Report	Date of Application	Additional Activity During Calendar Year 2006							
			Total Cost in \$	Persons Arrested	Trials Completed	Motions to Suppress Intercepts¹			Persons Con- victed	Offense for Which Convicted
						G	D	P		
COLORADO										
4TH JUDICIAL DISTRICT (EL PASO)										
	2005-2	08/29/2005	4,956	-	-	-	-	-	8	NARCOTICS
	2005-5			Linked to another wiretap involving the same investigation						
	2005-8			Linked to another wiretap involving the same investigation						
	2005-11	11/27/2005	-	-	-	-	-	-	3	KIDNAPPING
CONNECTICUT										
NEW HAVEN										
	2005-1	05/19/2005	-	-	-	-	-	-	2	LARCENY
	2005-2			Linked to another wiretap involving the same investigation						
	2005-3			Linked to another wiretap involving the same investigation						
STATE ATTORNEY GENERAL										
	2005-2	11/18/2005	-	6	-	-	-	-	6	RACKETEERING
WATERBURY										
	2005-1	05/19/2005	-	3	-	-	-	-	3	NARCOTICS
FLORIDA										
4TH JUDICIAL CIRCUIT (DUVAL)										
	2005-3	12/20/2004	-	-	-	-	-	-	15	RACKETEERING
9TH JUDICIAL CIRCUIT (ORANGE/OSCEOLA)										
	2005-1	05/27/2005	-	-	1	-	-	-	11	NARCOTICS
17TH JUDICIAL CIRCUIT (BROWARD)										
	2005-3	03/24/2005	2	-	-	-	-	-	5	RACKETEERING
	2005-5	04/29/2005	-	1	-	-	-	-	2	NARCOTICS
GEORGIA										
AUGUSTA										
	2005-1	08/10/2005	-	-	-	-	-	-	5	CONSPIRACY
GWINNETT										
	2005-1	01/20/2005	-	-	-	-	-	-	2	NARCOTICS

¹ Motions: G = Granted, D = Denied, P = Pending.

SUPPLEMENTARY REPORT BY PROSECUTORS FOR INTERCEPTS TERMINATED IN CALENDAR YEAR 2005
AS OF DECEMBER 31, 2006 (CONTINUED)

State, County	A.O. Report Number in 2005 Report	Date of Application	Additional Activity During Calendar Year 2006							
			Total Cost in \$	Persons Arrested	Trials Completed	Motions to Suppress Intercepts ¹			Persons Con- victed	Offense for Which Convicted
						G	D	P		
GEORGIA (CONTINUED)										
HOUSTON										
	2005-1	02/16/2005	-	-	19	-	-	-	19	NARCOTICS
	2005-9	07/01/2005	-	-	1	-	-	-	-	
	2005-10	10/31/2005	-	-	1	-	-	-	1	NARCOTICS
ILLINOIS										
POPE										
	2005-1	04/14/2005	-	-	1	-	-	-	1	NARCOTICS
MARYLAND										
STATE ATTORNEY GENERAL										
	2005-3				Linked to another wiretap involving the same investigation					
	2005-4	03/07/2005	-	5	-	-	-	3	-	
	2005-5				Linked to another wiretap involving the same investigation					
MASSACHUSETTS										
STATE ATTORNEY GENERAL										
	2005-1	(See Appendix Table B-1 in this year's report)								
	2005-2	(See Appendix Table B-1 in this year's report)								
NEVADA										
CLARK										
	2005-1	04/25/2005	-	-	1	-	-	-	2	MURDER
NEW JERSEY										
BERGEN										
	2005-1	(See Appendix Table B-1 in this year's report)								
	2005-2	(See Appendix Table B-1 in this year's report)								
	2005-3	(See Appendix Table B-1 in this year's report)								
	2005-4	(See Appendix Table B-1 in this year's report)								
CAMDEN										
	2005-2	04/28/2005	-	-	-	-	-	-	3	NARCOTICS

¹ Motions: G = Granted, D = Denied, P = Pending.

SUPPLEMENTARY REPORT BY PROSECUTORS FOR INTERCEPTS TERMINATED IN CALENDAR YEAR 2005
AS OF DECEMBER 31, 2006 (CONTINUED)

State, County	A.O. Report Number in 2005 Report	Date of Application	Additional Activity During Calendar Year 2006							
			Total Cost in \$	Persons Arrested	Trials Completed	Motions to Suppress Intercepts ¹			Persons Con- victed	Offense for Which Convicted
						G	D	P		
NEW JERSEY (CONTINUED)										
CAPE MAY										
	2005-1	03/10/2005	-	-	14	-	-	-	11	NARCOTICS
	2005-2	09/13/2005	-	-	4	-	-	-	4	NARCOTICS
ESSEX										
	2005-2	05/16/2005	-	2	-	-	-	-	1	EXTORTION
	2005-3	10/13/2005	-	3	-	-	-	-	-	
	2005-4	10/19/2005	9,200	2	-	-	-	-	-	
	2005-5	10/31/2005	6,540	7	-	-	-	-	-	
HUDSON										
	2005-1	02/15/2005	-	-	-	-	-	-	2	NARCOTICS
	2005-7	03/24/2005	-	-	-	-	-	-	2	NARCOTICS
	2005-8	05/13/2005	-	-	-	-	-	-	27	NARCOTICS
	2005-17	10/07/2005	-	-	-	-	-	-	12	THEFT
MIDDLESEX										
	2005-3	01/25/2005	-	-	-	-	-	-	1	NARCOTICS
	2005-4	02/04/2005	-	-	-	-	-	-	1	NARCOTICS
	2005-5	09/22/2005	-	-	-	-	-	-	15	NARCOTICS
MORRIS										
	2005-1	01/05/2005	-	-	-	-	-	-	1	GAMBLING
	2005-4	09/06/2005	-	-	-	-	-	-	2	NARCOTICS
	2005-6	09/06/2005	-	-	-	-	-	-	1	NARCOTICS
	2005-11	09/06/2005	-	-	-	-	-	-	1	NARCOTICS
SOMERSET										
	2005-21	(See Appendix Table B-1 in this year's report)								

¹ Motions: G = Granted, D = Denied, P = Pending.

SUPPLEMENTARY REPORT BY PROSECUTORS FOR INTERCEPTS TERMINATED IN CALENDAR YEAR 2005
AS OF DECEMBER 31, 2006 (CONTINUED)

State, County	A.O. Report Number in 2005 Report	Date of Application	Additional Activity During Calendar Year 2006							Persons Con- victed	Offense for Which Convicted
			Total Cost in \$	Persons Arrested	Trials Completed	Motions to Suppress Intercepts¹					
						G	D	P			
NEW JERSEY (CONTINUED)											
STATE ATTORNEY GENERAL											
	2005-2	01/11/2005	-	-	-	-	-	-	15	RACKETEERING	
	2005-3	01/12/2005	-	-	-	-	-	-	2	RACKETEERING	
	2005-11	03/07/2005	-	-	-	-	-	-	5	RACKETEERING	
	2004-30*	03/30/2004	-	-	-	-	-	-	2	NARCOTICS	
	2004-36*	09/30/2004	-	-	-	-	-	-	2	RACKETEERING	
	2005-46	06/30/2005	-	-	-	-	-	-	8	RACKETEERING	
	2005-60	11/17/2005	25,157	-	-	-	-	-	-		
	2005-65	11/25/2005	4,812	-	-	-	-	-	-		
	2005-66	11/25/2005	18,062	-	-	-	-	-	-		
	2005-68	(See Appendix Table B-1 in this year's report)									
	2005-69	(See Appendix Table B-1 in this year's report)									
	2005-70	(See Appendix Table B-1 in this year's report)									
	2005-71	(See Appendix Table B-1 in this year's report)									
	2005-72	(See Appendix Table B-1 in this year's report)									
NEW YORK											
MONROE											
	2005-1	(See Appendix Table B-1 in this year's report)									
	2005-2	(See Appendix Table B-1 in this year's report)									
	2005-3	(See Appendix Table B-1 in this year's report)									
	2005-4	(See Appendix Table B-1 in this year's report)									
	2005-5	(See Appendix Table B-1 in this year's report)									
	2005-6	(See Appendix Table B-1 in this year's report)									
	2005-7	(See Appendix Table B-1 in this year's report)									
	2005-8	(See Appendix Table B-1 in this year's report)									
	2005-9	(See Appendix Table B-1 in this year's report)									

¹ Motions: G = Granted, D = Denied, P = Pending.

SUPPLEMENTARY REPORT BY PROSECUTORS FOR INTERCEPTS TERMINATED IN CALENDAR YEAR 2005
AS OF DECEMBER 31, 2006 (CONTINUED)

State, County	A.O. Report Number in 2005 Report	Date of Application	Additional Activity During Calendar Year 2006							
			Total Cost in \$	Persons Arrested	Trials Completed	Motions to Suppress Intercepts ¹			Persons Con- victed	Offense for Which Convicted
						G	D	P		
NEW YORK (CONTINUED)										
MONROE (CONTINUED)										
	2005-10	(See Appendix Table B-1 in this year's report)								
	2005-11	(See Appendix Table B-1 in this year's report)								
	2005-12	(See Appendix Table B-1 in this year's report)								
	2005-13	(See Appendix Table B-1 in this year's report)								
	2005-14	(See Appendix Table B-1 in this year's report)								
	2005-15	(See Appendix Table B-1 in this year's report)								
MONTGOMERY										
	2005-6	(See Appendix Table B-1 in this year's report)								
NASSAU										
	2005-1	03/11/2005	-	-	-	-	-	-	3	NARCOTICS
	2005-2	03/14/2005	-	-	-	-	-	-	3	NARCOTICS
	2005-4	08/29/2005	-	-	-	-	-	-	4	NARCOTICS
	2005-7	11/10/2005	-	-	-	-	-	-	5	NARCOTICS
NEW YORK										
	2005-5	(See Appendix Table B-1 in this year's report)								
NY ORGANIZED CRIME TASK FORCE										
	2005-4	03/08/2005	-	9	-	-	1	-	9	NARCOTICS
	2005-7	05/31/2005	-	22	-	-	-	-	22	NARCOTICS
QUEENS										
	2005-1	10/09/2003	-	-	-	-	-	-	5	LARCENY
	2005-86	04/13/2005	-	3	-	-	-	-	3	LARCENY
	2005-88	04/21/2005	-	1	-	-	-	-	18	FRAUD
	2005-103	06/23/2005	-	18	-	-	-	-	14	LARCENY
	2005-109	07/27/2005	12,000	-	-	-	-	-	-	
	2005-119	(See Appendix Table B-1 in this year's report)								

¹ Motions: G = Granted, D = Denied, P = Pending.

SUPPLEMENTARY REPORT BY PROSECUTORS FOR INTERCEPTS TERMINATED IN CALENDAR YEAR 2005
AS OF DECEMBER 31, 2006 (CONTINUED)

State, County	A.O. Report Number in 2005 Report	Date of Application	Additional Activity During Calendar Year 2006							
			Total Cost in \$	Persons Arrested	Trials Completed	Motions to Suppress Intercepts¹			Persons Con- victed	Offense for Which Convicted
						G	D	P		
NEW YORK (CONTINUED)										
QUEENS (CONTINUED)										
	2005-120	(See Appendix Table B-1 in this year's report)								
	2005-121	(See Appendix Table B-1 in this year's report)								
	2005-122	(See Appendix Table B-1 in this year's report)								
	2005-123	(See Appendix Table B-1 in this year's report)								
	2005-124	(See Appendix Table B-1 in this year's report)								
	2005-125	(See Appendix Table B-1 in this year's report)								
	2005-126	(See Appendix Table B-1 in this year's report)								
	2005-127	(See Appendix Table B-1 in this year's report)								
	2005-128	(See Appendix Table B-1 in this year's report)								
	2005-129	(See Appendix Table B-1 in this year's report)								
	2005-130	(See Appendix Table B-1 in this year's report)								
	2005-131	(See Appendix Table B-1 in this year's report)								
	2005-132	(See Appendix Table B-1 in this year's report)								
	2005-133	(See Appendix Table B-1 in this year's report)								
	2005-134	(See Appendix Table B-1 in this year's report)								
	2005-135	(See Appendix Table B-1 in this year's report)								
	2005-136	(See Appendix Table B-1 in this year's report)								
	2005-137	(See Appendix Table B-1 in this year's report)								
	2005-138	(See Appendix Table B-1 in this year's report)								
	2005-139	(See Appendix Table B-1 in this year's report)								
RICHMOND										
	2005-1	02/15/2005	-	2	-	-	3	-	8	NARCOTICS

¹ Motions: G = Granted, D = Denied, P = Pending.

SUPPLEMENTARY REPORT BY PROSECUTORS FOR INTERCEPTS TERMINATED IN CALENDAR YEAR 2005
AS OF DECEMBER 31, 2006 (CONTINUED)

State, County	A.O. Report Number in 2005 Report	Date of Application	Additional Activity During Calendar Year 2006							
			Total Cost in \$	Persons Arrested	Trials Completed	Motions to Suppress Intercepts ¹			Persons Con- victed	Offense for Which Convicted
						G	D	P		
NEW YORK (CONTINUED)										
ROCKLAND	2005-11	(See Appendix Table B-1 in this year's report)								
SCHENECTADY										
	2005-1	11/03/2005	-	-	-	-	-	-	3	GAMBLING
STATE ATTORNEY GENERAL										
	2005-1	04/07/2005	793,818	25	-	-	-	-	4	FRAUD
WESTCHESTER										
	2005-7	01/31/2005	-	-	-	-	-	-	2	NARCOTICS
	2005-10	02/23/2005	-	-	-	-	1	-	4	NARCOTICS
	2005-13	06/09/2005	-	-	-	-	3	1	21	NARCOTICS
OKLAHOMA										
OKLAHOMA										
	2005-5	09/02/2005	57,000	2	2	-	-	-	1	OTHER
OREGON										
MARION										
	2005-1	11/10/2005	1,000	-	1	-	1	1	30	NARCOTICS
	2005-2	Linked to another wiretap involving the same investigation								
	2005-3	Linked to another wiretap involving the same investigation								
PENNSYLVANIA										
MCKEAN										
	2005-1	09/12/2005	-	1	-	-	-	-	-	
MONTGOMERY										
	2005-2	03/02/2005	-	-	2	-	-	-	-	
	2005-3	Linked to another wiretap involving the same investigation								
	2005-4	05/06/2005	-	-	-	-	-	-	9	NARCOTICS
	2005-5	Linked to another wiretap involving the same investigation								

¹ Motions: G = Granted, D = Denied, P = Pending.

SUPPLEMENTARY REPORT BY PROSECUTORS FOR INTERCEPTS TERMINATED IN CALENDAR YEAR 2005
AS OF DECEMBER 31, 2006 (CONTINUED)

State, County	A.O. Report Number in 2005 Report	Date of Application	Additional Activity During Calendar Year 2006							
			Total Cost in \$	Persons Arrested	Trials Completed	Motions to Suppress Intercepts¹			Persons Con- victed	Offense for Which Convicted
						G	D	P		
PENNSYLVANIA (CONTINUED)										
STATE ATTORNEY GENERAL										
	2005-1	12/21/2004	-	7	-	-	-	-	9	NARCOTICS
	2005-2		Linked to another wiretap involving the same investigation							
	2005-6	01/25/2005	-	2	-	-	4	-	16	MURDER
	2005-9	02/03/2005	-	7	-	-	-	-	9	NARCOTICS
	2005-12		Linked to another wiretap involving the same investigation							
	2005-15	03/23/2005	-	-	-	-	-	-	2	NARCOTICS
	2005-27	09/08/2005	-	-	-	-	-	-	15	NARCOTICS
	2005-28		Linked to another wiretap involving the same investigation							
	2005-29	10/07/2005	-	22	1	-	-	2	8	NARCOTICS
	2005-30	10/14/2005	-	31	-	-	-	1	5	NARCOTICS
	2005-32		Linked to another wiretap involving the same investigation							
	2005-37		Linked to another wiretap involving the same investigation							
	2005-40	11/25/2005	-	2	1	-	-	-	1	MURDER
	2005-41		Linked to another wiretap involving the same investigation							
WISCONSIN										
STATE ATTORNEY GENERAL										
	2005-3	03/22/2005	-	-	-	-	-	-	2	MURDER

¹ Motions: G = Granted, D = Denied, P = Pending.