

2007 WIRETAP REPORT



Administrative Office of the United States Courts
James C. Duff , Director

[2007 Wiretap Report \(For the Period January 1 Through December 31, 2007\)](#)

Text Tables

- [Table 1](#) Jurisdictions With Statutes Authorizing the Interception of Wire, Oral, or Electronic Communications
- [Table 2](#) Intercept Orders Issued by Judges During Calendar Year 2007
- [Table 3](#) Major Offenses for Which Court-Authorized Intercepts Were Granted
- [Table 4](#) Summary of Interceptions of Wire, Oral, or Electronic Communications
- [Table 5](#) Average Cost per Order
- [Table 6](#) Types of Surveillance Used, Arrests, and Convictions for Intercepts Installed
- [Table 7](#) Authorized Intercepts Granted Pursuant to 18 U.S.C. 2519
- [Table 8](#) Summary of Supplementary Reports for Intercepts Terminated in Calendar Years 2000 Through 2006
- [Table 9](#) Arrests and Convictions Resulting From Intercepts Installed in Calendar Years 1997 Through 2007

Appendix Tables

- [Table A-1: United States District Courts](#)
Report by Judges
- [Table A-2: United States District Courts](#)
Supplementary Report by Prosecutors

[Table B-1: State Courts](#)

Report by Judges

[Table B-2: State Courts](#)

Supplementary Report by Prosecutors

Contents

Report of the Director.....	5
Reporting Requirements of the Statute.....	6
Regulations.....	6
Summary and Analysis of Reports by Judges	7
Authorized Lengths of Intercepts	7
Locations	8
Offenses	9
Summary and Analysis of Reports by Prosecuting Officials.....	9
Nature of Intercepts	9
Costs of Intercepts	11
Arrests and Convictions	12
Summary of Reports for Years Ending December 31, 1997 Through 2007	12
Supplementary Reports	13

Text Tables

Table 1	
Jurisdictions With Statutes Authorizing the Interception of Wire, Oral, or Electronic Communications	14
Table 2	
Intercept Orders Issued by Judges During Calendar Year 2007	15
Table 3	
Major Offenses for Which Court-Authorized Intercepts Were Granted	19
Table 4	
Summary of Interceptions of Wire, Oral, or Electronic Communications	23
Table 5	
Average Cost per Order	26
Table 6	
Types of Surveillance Used, Arrests, and Convictions for Intercepts Installed	30
Table 7	
Authorized Intercepts Granted Pursuant to 18 U.S.C. 2519	34
Table 8	
Summary of Supplementary Reports for Intercepts Terminated in Calendar Years 2000 Through 2006	35
Table 9	
Arrests and Convictions Resulting From Intercepts Installed in Calendar Years 1997 Through 2007	39

Appendix Tables

Table A-1: United States District Courts
 Report by Judges..... 40

Table A-2: United States District Courts
 Supplementary Report by Prosecutors..... 92

Table B-1: State Courts
 Report by Judges..... 110

Table B-2: State Courts
 Supplementary Report by Prosecutors..... 282

Report of the Director of the Administrative Office of the United States Courts

on

Applications for Orders Authorizing or Approving the Interception of Wire, Oral, or Electronic Communications

The Omnibus Crime Control and Safe Streets Act of 1968 requires the Administrative Office of the United States Courts (AO) to report to Congress the number and nature of federal and state applications for orders authorizing or approving the interception of wire, oral, or electronic communications. The statute requires that specific information be provided to the AO, including the offense(s) under investigation, the location of the intercept, the cost of the surveillance, and the number of arrests, trials, and convictions that directly result from the surveillance. This report covers intercepts concluded between January 1, 2007, and December 31, 2007, and provides supplementary information on arrests and convictions resulting from intercepts concluded in prior years.

A total of 2,208 intercepts authorized by federal and state courts were completed in 2007, an increase of 20 percent compared to the number terminated in 2006. The number of applications for orders by federal authorities fell less than 1 percent to 457. The number of applications reported by state prosecuting officials grew 27 percent to 1,751, with 24 states providing reports, 1 more than in 2006. Installed wiretaps were in operation an average of 44 days per wiretap in 2007, compared to 40 days in 2006. The average number of persons whose communications were intercepted decreased from 122 per wiretap order in 2006 to 94 per wiretap order in 2007. The average percentage of intercepted communications that were incriminating was 30 percent in 2007, compared to 20 percent in 2006.

Public Law 106-197 amended 18 U.S.C. 2519(2)(b) to require that reporting should reflect the number of wiretap applications granted for which encryption was encountered and whether such encryption prevented law enforcement officials from obtaining the plain text of communications intercepted pursuant to the court orders. In 2007, no instances were reported of encryption encountered during any federal or state wiretap.

The appendix tables of this report list all intercepts reported by judges and prosecuting officials for 2007. Appendix Table A-1 shows reports filed by federal judges and federal prosecuting officials. Appendix Table B-1 presents the same information for state judges and state prosecuting officials. Appendix Tables A-2 and B-2 contain information from the supplementary reports submitted by prosecuting officials about additional arrests and trials in 2007 arising from intercepts initially reported in prior years.

Title 18 U.S.C. Section 2519(2) provides that prosecutors must submit wiretap reports to the AO no later than January 31 of each year. This office, as is customary, sends a letter to the appropriate officials every year reminding them of the statutory mandate. Nevertheless, each year reports are received after the deadline has passed, and the filing of some reports may be delayed to avoid jeopardizing ongoing investigations. A total of 56 state and local prosecutors' reports were missing in 2007, compared to 96 in 2006. Information received after the deadline will be included in next year's *Wiretap Report*. The AO is grateful for the cooperation and the prompt response we received from many officials around the nation.

James C. Duff
Director

April 2008

Applications for Orders Authorizing or Approving the Interception of Wire, Oral, or Electronic Communications

Reporting Requirements of the Statute

Each federal and state judge is required to file a written report with the Director of the Administrative Office of the United States Courts (AO) on each application for an order authorizing the interception of a wire, oral, or electronic communication (18 U.S.C. 2519(1)). This report is to be furnished within 30 days of the denial of the application or the expiration of the court order (after all extensions have expired). The report must include the name of the official who applied for the order, the offense under investigation, the type of interception device, the general location of the device, and the duration of the authorized intercept.

Prosecuting officials who applied for interception orders are required to submit reports to the AO each January on all orders that were terminated during the previous calendar year. These reports contain information related to the cost of each intercept, the number of days the intercept device was actually in operation, the total number of intercepts, and the number of incriminating intercepts recorded. Results such as arrests, trials, convictions, and the number of motions to suppress evidence related directly to the use of intercepts also are noted.

Neither the judges' reports nor the prosecuting officials' reports contain the names, addresses, or phone numbers of the parties investigated. The AO is **not** authorized to collect this information.

This report tabulates the number of applications for interceptions that were granted or denied, as reported by judges, as well as the number of authorizations for which interception devices were installed, as reported by prosecuting officials. No statistics are available on the number of devices installed for each authorized order. This report does not include interceptions regulated by the Foreign Intelligence Surveillance Act of 1978 (FISA).

No report to the AO is required when an order is issued with the consent of one of the principal parties to the communication. Examples of such situations include the use of a wire interception to investigate obscene phone calls, the interception of a communica-

tion to which a police officer or police informant is a party, or the use of a body microphone. Also, no report to the AO is required for the use of a pen register (a device attached to a telephone line that records or decodes impulses identifying the numbers dialed from that line) unless the pen register is used in conjunction with any wiretap devices whose use must be reported. Pursuant to 18 U.S.C. 3126, the U.S. Department of Justice collects and reports data on pen registers and trap and trace devices.

Regulations

The Director of the AO is empowered to develop and revise the reporting regulations and reporting forms for collecting information on intercepts. Copies of the regulations, the reporting forms, and the federal wiretapping statute may be obtained by writing to the Administrative Office of the United States Courts, Statistics Division, Washington, D.C. 20544.

The Attorney General of the United States, the Deputy Attorney General, the Associate Attorney General, any Assistant Attorney General, any acting Assistant Attorney General, or any specially designated Deputy Assistant Attorney General in the Criminal Division of the Department of Justice may authorize an application to a federal judge for an order authorizing the interception of wire, oral, or electronic communications. On the state level, applications are made by a prosecuting attorney "if such attorney is authorized by a statute of that State to make application to a State court judge of competent jurisdiction."

Many wiretap orders are related to large-scale criminal investigations that cross county and state boundaries. Consequently, arrests, trials, and convictions resulting from these interceptions often do not occur within the same year as the installation of the intercept device. Under 18 U.S.C. 2519(2), prosecuting officials must file supplementary reports on additional court or police activity that occurs as a result of intercepts reported in prior years. Appendix Tables A-2 and B-2 describe the additional activity reported by prosecuting officials in their supplementary reports.

Table 1 shows that 47 jurisdictions (the federal government, the District of Columbia, the Virgin Is-

lands, and 44 states) currently have laws that authorize courts to issue orders permitting wire, oral, or electronic surveillance. During 2007, a total of 25 jurisdictions reported using at least one of these three types of surveillance as an investigative tool.

Summary and Analysis of Reports by Judges

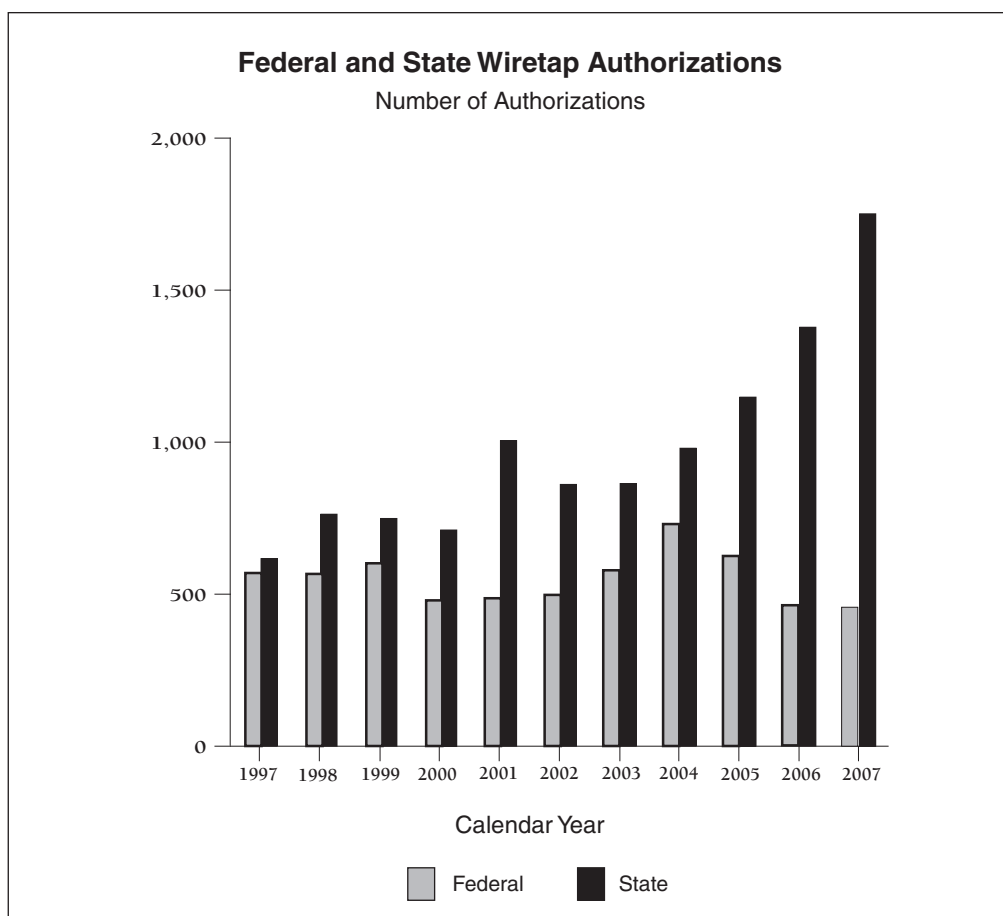
Data on applications for wiretaps terminated during calendar year 2007 appear in Appendix Tables A-1 (federal) and B-1 (state). The reporting numbers used in the appendix tables are reference numbers assigned by the AO; these numbers do not correspond to the authorization or application numbers used by the reporting jurisdictions. The same reporting number is used for any supplemental information reported for a communications intercept in future volumes of the *Wiretap Report*.

The number of wiretaps reported increased 20 percent in 2007. A total of 2,208 applications were reported as authorized in 2007, including 457 submitted to federal judges and 1,751 to state judges. No

applications were denied. Compared to the number approved during 2006, the number of applications reported as approved by federal judges in 2007 fell less than 1 percent. The number of applications approved by state judges rose 27 percent. Wiretap applications in California (560 applications), New York (518 applications), New Jersey (200 applications), and Maryland (108 applications) accounted for 79 percent of all applications approved by state judges. The number of states reporting wiretap activity was higher than the number for last year (24 states reported such activity in 2007, compared to 23 in 2006). In 2007, a total of 117 separate state jurisdictions (including counties, cities, and judicial districts) submitted reports, which is 13 more than the total for 2006.

Authorized Lengths of Intercepts

Table 2 presents the number of intercept orders issued in each jurisdiction that provided reports, the number of amended intercept orders issued, the number of extensions granted, the average lengths of the original authorizations and their extensions, the total number of days the intercepts actually were in



operation, and the nature of the location where each interception of communications occurred. Most state laws limit the period of surveillance under an original order to 30 days. This period, however, can be lengthened by one or more extensions if the authorizing judge determines that additional time for surveillance is warranted.

During 2007, the average length of an original authorization was 29 days, the same average length as in 2006. A total of 1,701 extensions were requested and authorized in 2007, an increase of 39 percent. The average length of an extension remained unchanged at 29 days. The longest federal intercept occurred in the District of Colorado, where an original 30-day order was extended 7 times to complete a 233-day wiretap used in a narcotics investigation. Among state wiretaps terminating during 2007, the longest was used in a narcotics investigation conducted in Queens County, New York; this wiretap, in use for 556 days, required the original order to be extended 18 times. In contrast, 17 federal intercepts and 60 state intercepts were in operation for less than a week.

Locations

The most common location specified in wiretap applications authorized in 2007 was “portable device, carried by/on individual,” a category included for the first time in the *2000 Wiretap Report*. This category was added because wiretaps authorized for devices such as portable digital pagers and cellular telephones did not fit readily into the location categories provided prior to 2000. Since that time, the proportion of wiretaps involving fixed locations has declined as the use of mobile communications devices has become more prevalent. Table 2 shows that in 2007, a total of 94 percent (2,080 wiretaps) of all intercepts authorized involved portable devices such as these, which are not limited to fixed locations. This is a slight increase from 2006, when 92 percent of all intercepts involved portable devices.

The next most common specific location for the placement of wiretaps in 2007 was a “personal residence,” a type of location that includes single-family houses, as well as row houses, apartments, and other multi-family dwellings. Table 2 shows that in 2007, a total of 1 percent (27 wiretaps) of all intercept devices were authorized for personal residences. Combinations of locations were cited in 36 federal and state

Federal Wiretaps

The Department of Justice has indicated that it examined the reported use of wiretaps in federal investigations for this year’s report to Congress and has provided the following comments:

In recent years, to avoid reporting wiretap data involving sensitive and/or sealed matters, the federal law enforcement agencies and the Department of Justice have exercised special scrutiny when submitting information to the Administrative Office of the United States Courts. Statistics indicate that if all intercepts undertaken for federal investigations in 2007 were reported, the *2007 Wiretap Report* would not reflect any decrease in the use of court-approved electronic surveillance by the agencies. Any matters that could not be included in the 2007 data should be reported in future editions of the *Wiretap Report* as soon as the underlying investigations are completed and/or the matters become unsealed.

applications (2 percent of the total). Twenty-eight wiretaps were authorized for “other” locations, which included such places as prisons, pay telephones in public areas, and motor vehicles. Seven wiretaps were authorized for business establishments such as offices, restaurants, and hotels. Together, “other” and business establishments accounted for 2 percent of all intercepts authorized.

Pursuant to the Electronic Communications Privacy Act of 1986, a specific location need not be cited if the application contains a statement explaining why such specification is not practical or shows “a purpose, on the part of that person (under investigation), to thwart interception by changing facilities”

(see 18 U.S.C. 2518 (11)). In these cases, prosecutors use “roving” wiretaps to target a specific person rather than a specific telephone or location. The Intelligence Authorization Act of 1999, enacted on October 20, 1998, amended 18 U.S.C. 2518 (11)(b) to provide that a specific facility need not be cited “if there is probable cause to believe that actions by the person under investigation could have the effect of thwarting interception from a specified facility.” The amendment also specifies that “the order authorizing or approving the interception is limited to interception only for such time as it is reasonable to presume that the person identified in the application is or was reasonably proximate to the instrument through which such communication will be or was transmitted.”

For 2007, authorizations for 21 wiretaps indicated approval with a relaxed specification order, meaning they were considered roving wiretaps. This is an increase from 2006, when 15 wiretaps were reported as roving wiretaps. All 21 roving wiretaps were reported by state authorities: 14 were used in narcotics investigations, 6 in racketeering investigations, and 1 in a murder investigation.

Offenses

Violations of drug laws and homicide/assault were the two most prevalent types of offenses investigated through communications intercepts. Racketeering was the third most frequently recorded offense category, and gambling the fourth. Table 3 indicates that 81 percent of all applications for intercepts (1,792 wiretaps) authorized in 2007 cited a drug offense as the most serious offense under investigation. Many applications for court orders indicated that several criminal offenses were under investigation, but Table 3 includes only the most serious criminal offense named in an application. The use of federal intercepts to conduct drug investigations was most common in the Southern District of Texas (40 applications), the Eastern District of New York (35 applications), and the Southern District of New York (33 applications). On the state level, the largest numbers of drug-related intercepts were reported by Los Angeles County of California (257 applications), Queens County of New York (162 applications), and San Diego County of California (120 applications). Nationwide, homicide/assault (132 orders) was specified in 6 percent of applications as the most serious offense under investigation. Racketeering (98 orders)

was specified in 4 percent of applications as the most serious offense under investigation. The categories of gambling (55 orders) and larceny/theft/robbery (36 orders) each were specified in 2 percent of applications. Two other offense categories in Table 3 with significant totals were corruption (32 orders) and conspiracy (26 orders).

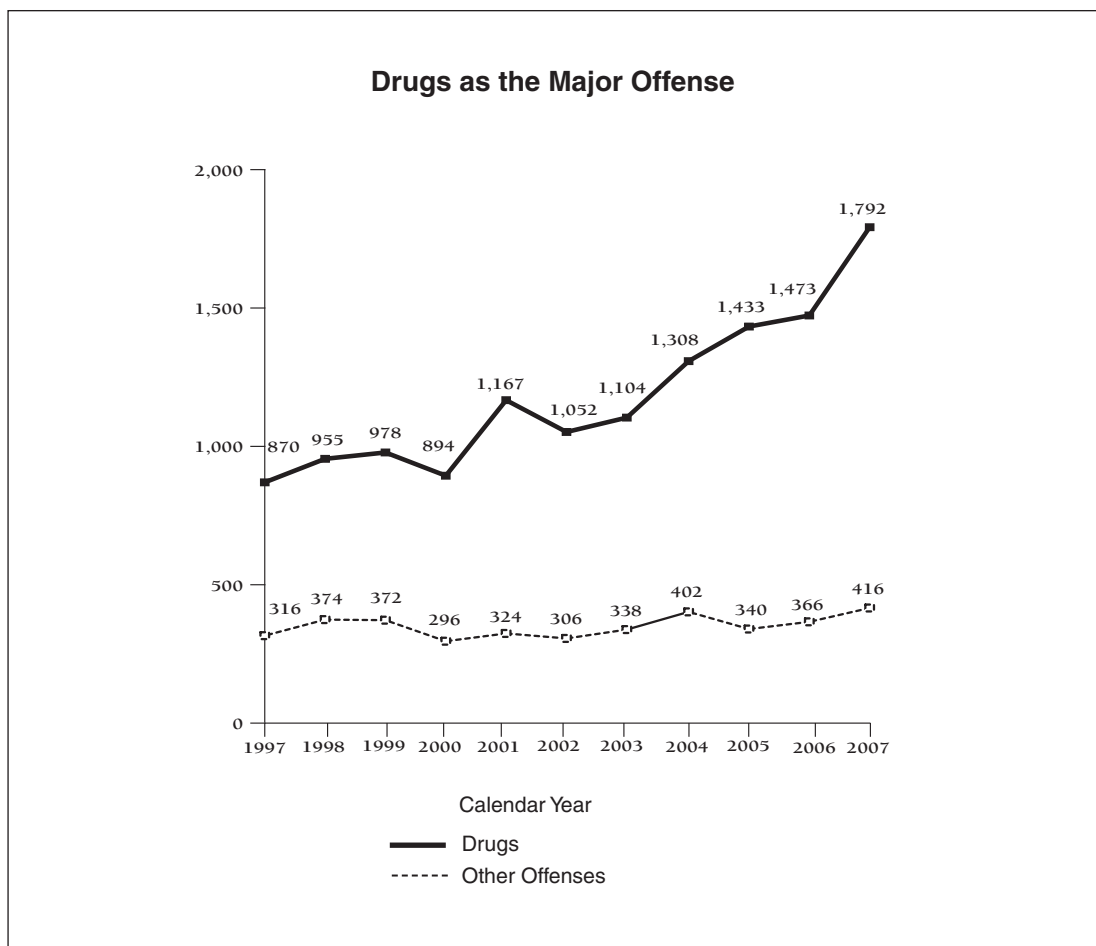
Summary and Analysis of Reports by Prosecuting Officials

In accordance with 18 U.S.C. 2519(2), prosecuting officials must submit reports to the AO no later than January 31 of each year for intercepts terminated during the previous calendar year. Appendix Tables A-1 and B-1 contain information from all prosecutors' reports submitted for 2007. Judges submitted 56 reports for which the AO received no corresponding reports from prosecuting officials. For these authorizations, the entry “NP” (no prosecutor's report) appears in the appendix tables. Some of the prosecutors' reports may have been received too late to include in this report, and some prosecutors delayed filing reports to avoid jeopardizing ongoing investigations. Information received after the deadline will be included in next year's *Wiretap Report*.

Nature of Intercepts

Of the 2,208 communication interceptions authorized in 2007, reports submitted by prosecutors indicated that intercept devices were installed and results were reported in conjunction with a total of 2,119 orders. As shown in Table 2, orders for 33 wiretaps were approved for which no wiretaps actually were installed, and results from 56 wiretap orders were not available for reporting by the prosecutors. Table 4 presents information on the average number of intercepts per order, the number of persons whose communications were intercepted, the total number of communications intercepted, and the number of incriminating intercepts. Wiretaps varied extensively with respect to the above characteristics.

In 2007, installed wiretaps were in operation an average of 44 days, 4 days longer than the average number of days wiretaps were in operation in 2006. The federal wiretap with the most intercepts occurred in the Western District of Louisiana, where a narcot-



ics investigation involving the interception of cellular telephone communications resulted in the interception of 27,450 messages over 30 days. The federal wiretap with the second highest number of intercepts, also a cellular telephone wiretap, occurred in the Northern District of Illinois as part of a fraud investigation; this wiretap was active for 82 days and resulted in a total of 25,223 interceptions. The federal wiretap with the second highest number of interceptions per day, after the Western District of Louisiana at 915 per day, also involved cellular telephone intercepts. This wiretap lasted 30 days and was used in a narcotics investigation in the District of Utah, which produced an average of 543 interceptions per day.

The state wiretap with the most intercepts occurred in Queens County, New York, where a 363-day wiretap used in a narcotics investigation involving the interception of cellular telephone communications resulted in the interception of 185,600 messages, 100,000 of which were incriminating. Ventura County in California reported the state wiretap with the highest number of interceptions per day. In that case, a

13-day cellular telephone wiretap produced an average of 1,909 intercepts per day for a narcotics investigation. A second wiretap in Ventura County lasted 25 days and generated 992 cellular telephone intercepts per day.

Nationwide, in 2007 the average number of persons whose communications were intercepted per order in which intercepts were installed was 94, and the average number of communications intercepted was 3,106 per wiretap. An average of 920 intercepts per installed wiretap produced incriminating evidence. The average percentage of incriminating intercepts per order increased from 20 percent in 2006 to 30 percent in 2007.

The three major categories of surveillance are wire communications, oral communications, and electronic communications. In the early years of wiretap reporting, nearly all intercepts involved telephone (wire) surveillance, primarily communications made via conventional telephone lines; the remainder involved microphone (oral) surveillance or a combination of wire and oral interception. With the passage of

the Electronic Communications Privacy Act of 1986, a third category was added for the reporting of electronic communications, which most commonly involve digital-display paging devices or fax machines, but also may include some computer transmissions.

Table 6 presents the type of surveillance method used for each intercept installed. The most common method of surveillance reported was “phone wire communication,” which includes all telephones (land line, cellular, cordless, and mobile). Telephone wiretaps accounted for 94 percent (1,998 cases) of intercepts installed in 2007.

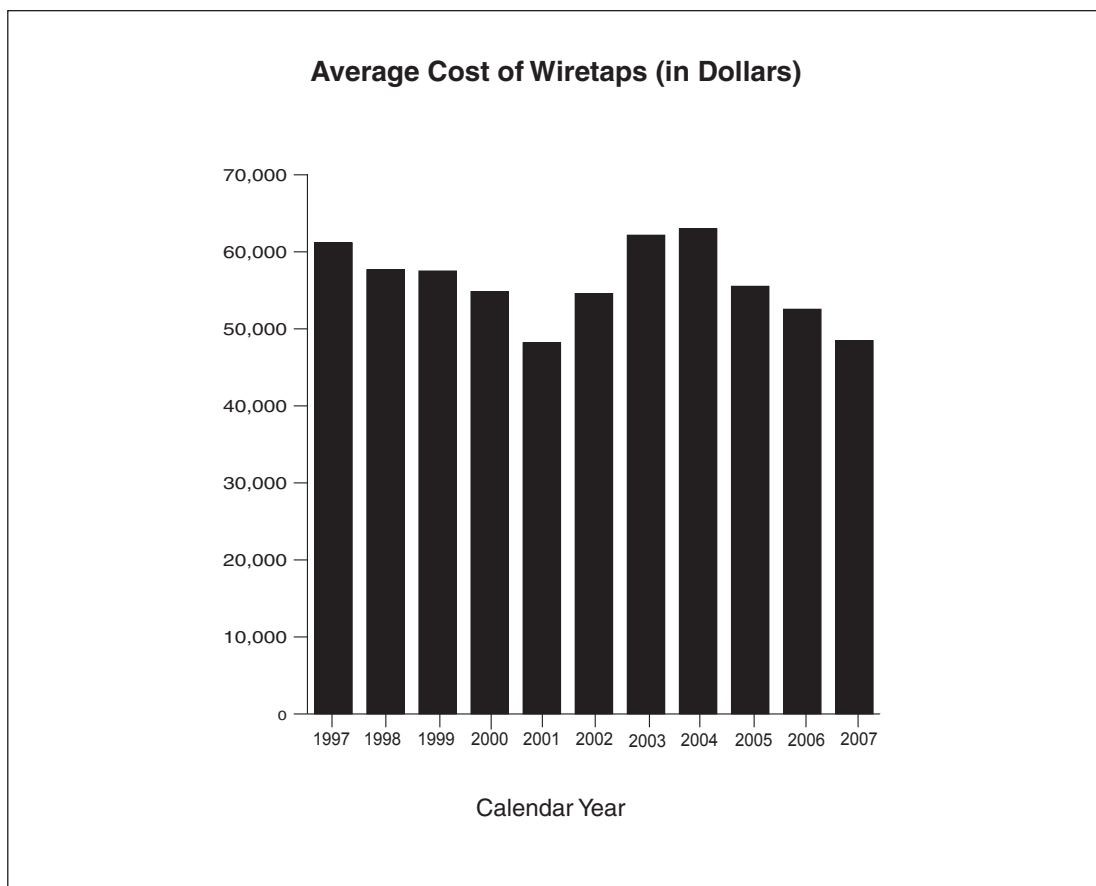
The next most common method of surveillance reported was the oral wiretap, including microphones. Oral wiretaps were used in 1 percent of intercepts (20 cases). The electronic wiretap, which includes devices such as digital display pagers, voice pagers, fax machines, and transmissions via computer such as electronic mail, accounted for less than 1 percent (15 cases) of intercepts installed in 2007; 9 of these involved computers, and 4 involved other electronic devices. A combination of surveillance methods was used in 4 percent of intercepts (86 cases); of these combination intercepts, 90 percent (78 cases) included

a mobile/cellular telephone as one of the devices monitored.

Public Law 106-197 amended 18 U.S.C. 2519(2)(b) in 2001 to require that reporting should reflect the number of wiretap applications granted in which encryption was encountered and whether such encryption prevented law enforcement officials from obtaining the plain text of communications intercepted pursuant to the court orders. In 2007, no instances were reported of encryption encountered during any federal or state wiretap.

Costs of Intercepts

Table 5 provides a summary of expenses related to intercept orders in 2007. The expenditures noted reflect the cost of installing intercept devices and monitoring communications for the 2,043 authorizations for which reports included cost data. The average cost of intercept devices installed in 2007 was \$48,477, down 7 percent from the average cost in 2006. For federal wiretaps for which expenses were reported in 2007, the average cost was \$65,660, a 2 percent decrease from the average cost in 2006. The average cost of a state wiretap declined 7 percent to \$43,584



in 2007. For additional information, see Appendix Tables A-1 (federal) & B-1 (state).

Arrests and Convictions

Table 6 presents the numbers of persons arrested and convicted as a result of interceptions reported as terminated in 2007. As of December 31, 2007, a total of 4,830 persons had been arrested based on interceptions of wire, oral, or electronic communications, 10 percent more than in 2006. Wiretaps terminated in 2007 resulted in the conviction of 984 persons as of December 31, 2007, which was 20 percent of the number of persons arrested. Federal wiretaps were responsible for 36 percent of the arrests and 24 percent of the convictions arising from wiretaps during 2007. The District of Colorado reported the most arrests arising from a wiretap terminated in 2007; a wiretap used in a narcotics investigation there yielded the arrest of 65 persons. A wiretap in Morris County, New Jersey, which resulted in the most arrests of any state intercept terminated in 2007, was the lead wiretap of 13 intercepts authorized for a narcotics investigation that led to the arrest of 105 persons. The leader among state intercepts in producing convictions was a wiretap authorized in Queens County, New York, for a narcotics investigation, which resulted in the conviction of 48 of the 51 persons arrested. The next-largest number of convictions reported to have stemmed from a state wiretap occurred in San Diego County, California, where the lead wiretap of 7 intercepts authorized in a narcotics investigation yielded the conviction of 47 persons. The District of Arizona reported the most convictions for any federal wiretap; there the lead wiretap of 9 intercepts authorized in a narcotics investigation produced convictions for all 26 persons arrested. A wiretap that was the lead wiretap of 3 used in a transport investigation in the District of Minnesota resulted in convictions for 18 of the 42 persons arrested.

Federal and state prosecutors often note the importance of electronic surveillance in obtaining arrests and convictions. Surveillance of cellular telephone communications lasted 30 days during a money laundering investigation in the District of Nevada. The reporting official stated that this wiretap allowed identification of illegal activities and additional violations of law. The investigation has specifically targeted multiple sources, including an internet gambling

business. Officials in the Western District of Missouri reported that cellular telephone surveillance identified several individuals who participated in the on-line procurement of drugs via internet pharmacies.

At the state level, the New York City Special Narcotics Bureau reported that a multi-state case, involving a cellular telephone wiretap, resulted in the seizure of 123 kilos of cocaine in Boston, Massachusetts, with the arrest of 5 individuals. In a separate narcotics investigation, the New York City Special Narcotics Bureau reported that 13 related cellular telephone wiretaps resulted in the seizure of \$2.7 million and the indictment of 9 individuals. The District Attorney in Los Angeles, California, reported that interceptions obtained from a cellular telephone wiretap, conducted over 57 days in a narcotics investigation, resulted in the seizure of approximately 40 pounds of methamphetamine, 4 kilos of cocaine, \$700,000, and the arrest of two persons.

Because criminal cases involving the use of surveillance may still be under active investigation or prosecution, the final results of many of the wiretaps concluded in 2007 may not have been reported. Prosecutors will report additional costs, arrests, trials, motions to suppress evidence, and convictions related directly to these intercepts in future supplementary reports, which will be noted in Appendix Tables A-2 and B-2 of subsequent volumes of the *Wiretap Report*.

Summary of Reports for Years Ending December 31, 1997 Through 2007

Table 7 provides information on intercepts reported each year from 1997 to 2007. This table specifies the number of intercept applications requested, authorized, and installed; the number of extensions granted; the average length of original orders and extensions; the locations of intercepts; the major offenses investigated; average costs; and the average number of persons intercepted, communications intercepted, and incriminating intercepts. From 1997 to 2007, the number of intercept applications authorized, by year (as reported through 2007), increased 86 percent. The majority of wiretaps consistently have been used for drug crime investigations, which accounted for 81 percent of intercept applications in 2007. Be-

tween 1997 and 2007, the percentage of drug-related wiretaps ranged from 72 percent to 81 percent of all authorized applications.

Supplementary Reports

Under 18 U.S.C. 2519(2), prosecuting officials must file supplementary reports on additional court or police activity occurring as a result of intercepts reported in prior years. Because many wiretap orders are related to large-scale criminal investigations that cross county and state boundaries, supplementary reports are necessary to fulfill reporting requirements. Arrests, trials, and convictions resulting from these interceptions often do not occur within the same year in which the intercept was first reported. Appendix

Tables A-2 and B-2 provide detailed data from all supplementary reports submitted.

During 2007, a total of 1,883 arrests, 2,013 convictions, and additional costs of \$23,880,074 arose from and were reported for wiretaps completed in previous years. Table 8 summarizes additional prosecution activity by jurisdiction from supplemental reports on intercepts terminated in the years noted. Twenty-six percent of the supplemental reports of additional activity in 2007 involved wiretaps terminated in 2006. Of all supplemental arrests, convictions, and costs reported in 2007, intercepts concluded in 2006 led to 82 percent of arrests, 65 percent of convictions, and 87 percent of expenditures. Table 9 reflects the total number of arrests and convictions resulting from intercepts terminated in calendar years 1997 through 2007.

Table 1
Jurisdictions With Statutes Authorizing the Interception
of Wire, Oral, or Electronic Communications
Effective During the Period January 1 Through December 31, 2007*

Jurisdiction	Statutory Citation**	Reported Use of Wiretap in 2007	Number of Orders Authorized in 2007
Federal	18:2510 - 2520	Yes	457
Alaska	12.37	No	-
Arizona	ARS 13-3010 - 13-3018	Yes	35
California	Penal Code Sections 629.50-629.98	Yes	560
Colorado	16-15-102	Yes	50
Connecticut	54-41a - 54-41t	Yes	11
Delaware	11 Del.C.Chap.24	No	-
District of Columbia	23-541 - 23-556	No	-
Florida	934.01 - 934.10	Yes	104
Georgia	16-11-64	Yes	28
Hawaii	803-41 - 803-48	No	-
Idaho	18-6701 - 18-6710	Yes	1
Illinois	725 ILCS SEC.5/108B	Yes	1
Indiana	35-33.5-3-1	No	-
Iowa	808B.1 - 808B.9	No	-
Kansas	22-2514 - 22-2516	No	-
Louisiana	Act No. 121 3B No.233 15:1308(A)(2)	No	-
Maine	15 M.R.S.A. Sec 709 et seq.	No	-
Maryland	10-401 - 10-411	Yes	108
Massachusetts	272:99	Yes	9
Minnesota	626A.01 - 626A.21	Yes	5
Mississippi	41-29-501	No	-
Missouri	33-542.400 - 542.422	No	-
Nebraska	86-290 - 86-294	No	-
Nevada	179.410 - 179.515, NRS 200.620	Yes	22
New Hampshire	570-A:1 - A:11	No	-
New Jersey	2A-156A-1 - 156A-34	Yes	200
New Mexico	30-12-2 - 30-12-11	Yes	3
New York	CPL Article 700	Yes	518
North Carolina	N.C.G.S. 15A-286	Yes	5
North Dakota	29-29.2	No	-
Ohio	2933.51 - 2933.66	Yes	2
Oklahoma	13 O.S. 176.1 - 176.14	Yes	4
Oregon	ORS 133.721 - 133.739	Yes	3
Pennsylvania	18 Pa.C.S. Sec 5701-5728	Yes	47
Rhode Island	12-5.1-1 - 12-5.1-16	Yes	7
South Carolina	SC Code Section 17-30-10 et. seq.	No	-
South Dakota	23A - 35A	No	-
Tennessee	40-6-301 - 40-6-311	Yes	20
Texas	Crim. Proc. Sec. 18.20	Yes	4
Utah	77-23a-1 - 77-23a-16	No	-
Virgin Islands	5 V.I.C. Sec 4101-4107	No	-
Virginia	19.2-61	No	-
Washington	9.73	No	-
West Virginia	62-1D-11	No	-
Wisconsin	968.27 - 968.33	Yes	4
Wyoming	7-3-701 - 7-3-712	No	-

* Pursuant to provisions of the Omnibus Crime Control and Safe Streets Act of 1968, 18 U.S.C. 2519.

** Includes only those jurisdictions that enacted legislation during or before calendar year 2007.

Table 2
Intercept Orders Issued by Judges During Calendar Year 2007

Reporting Jurisdiction	Number of Intercept Orders					Number of Extensions	Avg. Length (in Days)		Total Number of Days in Operation	Location Authorized in Original Application						
	Authorized	Amended	No Prosecutor's Report	Never Installed	Installed*		Original Authorization	Extensions		Personal Residence	Business	Portable Device	Combination**	Other	Roving	None Specified
TOTAL	2,208	68	56	33	2,119	1,701	29	29	93,117	27	7	2,080	36	28	21	9
FEDERAL	457	3	-	3	454	269	30	30	18,643	4	1	445	6	1	-	-
ARIZONA																
MARICOPA	10	3	-	-	10	9	30	30	490	-	-	9	1	-	-	-
PIMA	1	-	-	-	1	-	30	-	1	-	-	1	-	-	-	-
STATE ATTORNEY GENERAL	13	3	-	-	13	11	29	28	542	-	-	11	2	-	-	-
YUMA	11	1	1	-	10	2	30	30	275	-	-	11	-	-	-	-
CALIFORNIA																
ALAMEDA	3	-	-	-	3	-	30	-	46	-	-	2	1	-	-	-
CONTRA COSTA	4	-	-	-	4	-	30	-	94	1	-	3	-	-	-	-
FRESNO	3	-	-	-	3	7	30	30	271	-	-	3	-	-	-	-
LOS ANGELES	291	-	7	-	284	110	30	30	10,598	-	-	291	-	-	-	-
ORANGE	1	-	-	-	1	-	30	-	30	-	-	1	-	-	-	-
SACRAMENTO	8	1	-	-	8	2	30	30	221	-	-	8	-	-	-	-
SAN BERNARDINO	61	-	2	-	59	21	30	30	1,948	-	-	58	3	-	-	-
SAN DIEGO	132	-	1	-	131	103	29	30	5,638	2	-	129	1	-	-	-
SAN FRANCISCO	4	-	-	-	4	-	30	-	106	-	-	4	-	-	-	-
SAN JOAQUIN	1	-	-	-	1	2	30	30	90	-	-	1	-	-	-	-
SAN LUIS OBISPO	4	-	-	-	4	1	30	30	149	-	-	4	-	-	-	-
SAN MATEO	3	-	-	-	3	-	26	-	54	-	-	3	-	-	-	-
SANTA BARBARA	3	-	-	-	3	-	30	-	58	-	-	3	-	-	-	-
SANTA CLARA	1	-	-	-	1	-	30	-	16	-	-	1	-	-	-	-
SOLANO	1	-	-	-	1	-	30	-	11	-	-	1	-	-	-	-
SONOMA	2	-	-	-	2	-	24	-	49	-	-	2	-	-	-	-
STANISLAUS	9	-	-	-	9	3	30	30	248	-	-	9	-	-	-	-
VENTURA	29	-	1	-	28	5	30	28	824	-	-	26	3	-	-	-
COLORADO																
1ST JUDICIAL DISTRICT (JEFFERSON)	12	-	-	-	12	7	30	30	508	-	-	12	-	-	-	-
4TH JUDICIAL DISTRICT (EL PASO)	33	1	-	3	30	7	29	30	923	-	-	33	-	-	-	-
10TH JUDICIAL DISTRICT (PUEBLO)	2	-	-	-	2	-	30	-	58	-	-	2	-	-	-	-
21ST JUDICIAL DISTRICT (MESA)	3	-	-	-	3	-	30	-	83	-	-	3	-	-	-	-
CONNECTICUT																
ANSONIA-MILFORD	3	3	-	-	3	-	15	-	45	-	-	3	-	-	-	-
HARTFORD	2	-	-	-	2	-	15	-	30	-	-	2	-	-	-	-
STATE ATTORNEY GENERAL	6	6	-	-	6	9	15	15	222	-	-	6	-	-	-	-
FLORIDA																
2ND JUDICIAL CIRCUIT (LEON)	1	-	-	-	1	-	30	-	25	-	-	-	1	-	-	-
4TH JUDICIAL CIRCUIT (DUVAL)	20	-	-	-	20	6	30	30	605	-	-	20	-	-	-	-
5TH JUDICIAL CIRCUIT (LAKE/MARION)	3	-	-	-	3	2	30	30	109	-	-	3	-	-	-	-

Table 2
Intercept Orders Issued by Judges During Calendar Year 2007 (Continued)

Reporting Jurisdiction	Number of Intercept Orders					Number of Extensions	Avg. Length (in Days)		Total Number of Days in Operation	Location Authorized in Original Application						
	Authorized	Amended	No Prosecutor's Report	Never Installed	Installed*		Original Authorization	Extensions		Personal Residence	Business	Portable Device	Combination**	Other	Roving	None Specified
FLORIDA (CONTINUED)																
7TH JUDICIAL CIRCUIT (VOLUSIA)	7	-	-	-	7	2	30	30	204	-	-	7	-	-	-	-
9TH JUDICIAL CIRCUIT (ORANGE/OSCEOLA)	8	-	-	1	7	-	30	-	142	-	1	7	-	-	-	-
11TH JUDICIAL CIRCUIT (DADE)	2	-	-	-	2	-	30	-	51	-	-	2	-	-	-	-
13TH JUDICIAL CIRCUIT (HILLSBOROUGH)	17	2	-	-	17	6	30	30	519	-	-	17	-	-	-	-
14TH JUDICIAL CIRCUIT (BAY)	1	-	-	-	1	-	1	-	1	-	-	-	-	1	-	-
15TH JUDICIAL CIRCUIT (PALM BEACH)	2	2	-	-	2	-	30	-	60	-	-	2	-	-	-	-
16TH JUDICIAL CIRCUIT (KEY WEST)	2	-	-	-	2	1	30	30	74	-	-	2	-	-	-	-
17TH JUDICIAL CIRCUIT (BROWARD)	4	-	-	1	3	2	30	30	117	-	-	4	-	-	-	-
18TH JUDICIAL CIRCUIT (BREVARD/SEMINOLE)	11	-	-	-	11	2	30	30	275	-	-	11	-	-	-	-
19TH JUDICIAL CIRCUIT (SAINT LUCIE)	26	-	-	-	26	6	28	30	708	-	-	26	-	-	-	-
GEORGIA																
AUGUSTA	3	-	-	-	3	-	25	-	76	-	-	3	-	-	-	-
BIBB	1	-	-	-	1	-	30	-	29	-	-	1	-	-	-	-
COBB	2	-	-	-	2	1	30	30	47	-	2	-	-	-	-	-
DEKALB	5	-	-	-	5	3	30	30	190	-	-	5	-	-	-	-
GWINNETT	17	1	-	-	17	11	30	30	652	-	-	15	2	-	-	-
IDAHO																
CLEARWATER	1	-	-	-	1	-	30	-	-	-	-	-	-	1	-	-
ILLINOIS																
JOHNSON	1	-	-	-	1	-	30	-	27	-	-	-	-	-	1	-
MARYLAND																
BALTIMORE	39	-	-	-	39	2	30	30	743	1	-	38	-	-	-	-
BALTIMORE CITY	42	3	-	-	42	14	30	28	1,140	-	-	42	-	-	-	-
FREDERICK	2	-	-	-	2	-	30	-	60	-	-	2	-	-	-	-
HARFORD	14	-	-	-	14	10	30	30	470	-	-	13	-	1	-	-
HOWARD	10	1	4	-	6	-	29	-	114	-	-	9	1	-	-	-
WASHINGTON	1	-	-	-	1	1	30	30	48	-	-	1	-	-	-	-
MASSACHUSETTS																
BRISTOL	1	-	-	-	1	1	15	15	28	-	-	1	-	-	-	-
MIDDLESEX	1	-	-	-	1	1	15	15	30	-	-	-	1	-	-	-
NORFOLK	3	-	-	-	3	8	15	15	142	-	-	-	1	2	-	-
SUFFOLK	4	-	-	-	4	-	14	-	48	-	3	1	-	-	-	-
MINNESOTA																
HENNEPIN	5	-	5	-	-	4	30	30	-	3	-	2	-	-	-	-
NEVADA																
CLARK	22	-	-	1	21	3	29	30	589	-	-	21	1	-	-	-

Table 2
Intercept Orders Issued by Judges During Calendar Year 2007 (Continued)

Reporting Jurisdiction	Number of Intercept Orders					Number of Extensions	Avg. Length (in Days)		Total Number of Days in Operation	Location Authorized in Original Application						
	Authorized	Amended	No Prosecutor's Report	Never Installed	Installed*		Original Authorization	Extensions		Personal Residence	Business	Portable Device	Combination**	Other	Roving	None Specified
NEW JERSEY																
ATLANTIC	4	-	-	-	4	2	30	30	136	-	-	4	-	-	-	-
BURLINGTON	5	-	-	-	5	1	20	30	67	-	-	5	-	-	-	-
CAMDEN	6	2	-	1	5	4	30	30	237	-	-	-	-	-	6	-
CAPE MAY	1	-	-	-	1	1	20	10	24	-	-	1	-	-	-	-
GLOUCESTER	3	-	2	-	1	-	20	-	1	1	-	2	-	-	-	-
HUDSON	4	-	-	-	4	-	20	-	75	-	-	4	-	-	-	-
HUNTERDON	1	-	-	-	1	-	20	-	1	-	-	1	-	-	-	-
MERCER	6	-	-	-	6	4	20	20	144	-	-	4	-	2	-	-
MIDDLESEX	3	-	2	-	1	-	17	-	19	-	-	2	-	1	-	-
MONMOUTH	38	-	-	3	35	22	30	26	1,320	-	-	29	-	-	9	-
MORRIS	22	2	-	4	18	8	23	23	513	-	-	22	-	-	-	-
PASSAIC	12	1	-	-	12	5	20	10	215	-	-	11	-	-	1	-
SOMERSET	26	-	-	1	25	17	20	10	566	2	-	23	-	1	-	-
STATE ATTORNEY GENERAL	44	-	24	2	18	22	26	26	622	-	-	38	1	2	-	3
UNION	25	1	7	1	17	36	30	30	1,422	-	-	20	-	2	3	-
NEW MEXICO																
2ND JUDICIAL DISTRICT (BERNALILLO)	3	-	-	-	3	-	30	-	84	-	-	2	1	-	-	-
NEW YORK																
ALBANY	6	-	-	-	6	4	23	10	178	-	-	6	-	-	-	-
CATTARAUGUS	1	-	-	-	1	1	30	30	56	-	-	1	-	-	-	-
FRANKLIN	7	4	-	-	7	4	30	30	290	2	-	5	-	-	-	-
FULTON	4	2	-	-	4	1	30	30	113	-	-	4	-	-	-	-
MONROE	7	-	-	-	7	-	30	-	86	-	-	5	-	2	-	-
MONTGOMERY	4	-	-	-	4	4	30	30	137	-	-	4	-	-	-	-
NASSAU	8	4	-	2	6	12	28	30	535	-	-	5	2	1	-	-
NEW YORK	13	1	-	1	12	53	28	28	1,794	-	-	11	-	-	-	2
NIAGARA	1	-	-	-	1	1	30	30	60	-	-	1	-	-	-	-
NY ORGANIZED CRIME TASK FORCE	14	5	-	-	14	36	30	30	1,314	-	-	10	4	-	-	-
NYC SPECIAL NARCOTICS BUREAU	106	7	-	3	103	38	30	32	3,367	2	-	98	-	6	-	-
ONEIDA	3	2	-	-	3	2	30	30	106	-	-	3	-	-	-	-
ONONDAGA	1	-	-	-	1	2	30	30	16	-	-	-	1	-	-	-
ORANGE	2	-	-	-	2	3	30	30	103	-	-	1	1	-	-	-
QUEENS	234	-	-	5	229	547	28	29	20,214	2	-	227	-	1	-	4
RICHMOND	2	1	-	-	2	4	30	30	176	-	-	2	-	-	-	-
ROCKLAND	16	-	-	-	16	8	30	30	681	-	-	15	1	-	-	-
SARATOGA	1	-	-	-	1	2	30	30	88	-	-	1	-	-	-	-
SCHENECTADY	1	-	-	-	1	-	30	-	16	-	-	-	-	1	-	-
STATE ATTORNEY GENERAL	2	-	-	-	2	28	30	22	644	-	-	1	1	-	-	-
SUFFOLK	49	2	-	-	49	70	30	29	2,655	-	-	49	-	-	-	-
WAYNE	8	-	-	-	8	4	30	30	294	-	-	8	-	-	-	-
WESTCHESTER	28	2	-	-	28	49	30	30	1,950	3	-	24	-	1	-	-
NORTH CAROLINA																
COLUMBUS	1	-	-	-	1	-	30	-	1	-	-	-	-	1	-	-
PITT	1	-	-	-	1	5	30	30	180	-	-	1	-	-	-	-
WAKE	2	-	-	-	2	12	30	30	336	-	-	2	-	-	-	-
WAYNE	1	-	-	-	1	1	30	30	26	-	-	1	-	-	-	-

Table 2
Intercept Orders Issued by Judges During Calendar Year 2007 (Continued)

Reporting Jurisdiction	Number of Intercept Orders					Number of Extensions	Avg. Length (in Days)		Total Number of Days in Operation	Location Authorized in Original Application						
	Authorized	Amended	No Prosecutor's Report	Never Installed	Installed*		Original Authorization	Extensions		Personal Residence	Business	Portable Device	Combination**	Other	Roving	None Specified
OHIO																
LORAIN	1	-	-	-	1	-	30	-	25	1	-	-	-	-	-	-
MADISON	1	-	-	-	1	-	30	-	30	-	-	1	-	-	-	-
OKLAHOMA																
STATE ATTORNEY GENERAL	4	-	-	-	4	2	24	25	142	-	-	4	-	-	-	-
OREGON																
CORVALLIS	1	-	-	-	1	1	30	30	60	-	-	1	-	-	-	-
LANE	2	-	-	-	2	3	24	30	26	-	-	1	-	1	-	-
PENNSYLVANIA																
BUCKS	1	1	-	-	1	-	30	-	22	-	-	1	-	-	-	-
DAUPHIN	23	1	-	-	23	2	29	30	421	1	-	22	-	-	-	-
LANCASTER	1	-	-	-	1	-	30	-	5	-	-	1	-	-	-	-
MONTGOMERY	4	-	-	-	4	-	30	-	67	-	-	4	-	-	-	-
STATE ATTORNEY GENERAL	18	-	-	-	18	6	30	30	531	1	-	17	-	-	-	-
RHODE ISLAND																
STATE ATTORNEY GENERAL	7	-	-	-	7	4	30	30	262	-	-	7	-	-	-	-
TENNESSEE																
4TH JUDICIAL DISTRICT (SEVIER)	2	-	-	-	2	-	30	-	41	1	-	-	-	-	1	-
9TH JUDICIAL DISTRICT (ROANE)	1	-	-	-	1	1	30	30	59	-	-	1	-	-	-	-
20TH JUDICIAL DISTRICT (DAVIDSON)	17	-	-	-	17	14	30	30	799	-	-	17	-	-	-	-
TEXAS																
HARRIS	4	-	-	-	4	1	30	30	118	-	-	4	-	-	-	-
WISCONSIN																
MILWAUKEE	2	-	-	-	2	-	30	-	45	-	-	2	-	-	-	-
WAUPACA	2	-	-	1	1	-	30	-	8	-	-	2	-	-	-	-

* Based on the number of orders for which intercept devices were installed as reported by the prosecuting official.

** Combination refers to the number of authorized interceptions for which more than one location was reported.

Table 3
Major Offenses for Which Court-Authorized Intercepts Were Granted
Pursuant to 18 U.S.C. 2519
January 1 Through December 31, 2007

Reporting Jurisdiction	Total	Conspiracy	Corruption	Gambling	Homicide and Assault	Kidnapping	Larceny, Theft, and Robbery	Narcotics	Racketeering	Other
TOTAL	2,208	26	32	55	132	7	36	1,792	98	30
FEDERAL	457	2	3	-	-	-	-	427	11	14
ARIZONA										
MARICOPA	10	-	-	-	1	1	-	8	-	-
PIMA	1	-	-	-	-	-	-	1	-	-
STATE ATTORNEY GENERAL	13	-	-	-	-	-	-	4	9	-
YUMA	11	-	-	-	-	-	-	11	-	-
CALIFORNIA										
ALAMEDA	3	-	-	-	2	-	-	1	-	-
CONTRA COSTA	4	-	-	-	1	-	-	3	-	-
FRESNO	3	-	-	-	-	-	-	3	-	-
LOS ANGELES	291	9	-	-	24	-	-	257	-	1
ORANGE	1	-	-	-	-	-	-	1	-	-
SACRAMENTO	8	-	-	-	1	-	-	7	-	-
SAN BERNARDINO	61	-	-	-	12	-	-	49	-	-
SAN DIEGO	132	-	-	-	5	4	-	120	2	1
SAN FRANCISCO	4	-	-	-	4	-	-	-	-	-
SAN JOAQUIN	1	-	-	-	1	-	-	-	-	-
SAN LUIS OBISPO	4	-	-	-	-	-	-	4	-	-
SAN MATEO	3	-	-	-	3	-	-	-	-	-
SANTA BARBARA	3	-	-	-	1	-	-	2	-	-
SANTA CLARA	1	-	-	-	-	-	-	1	-	-
SOLANO	1	-	-	-	1	-	-	-	-	-
SONOMA	2	-	-	-	-	-	-	2	-	-
STANISLAUS	9	-	-	-	3	-	-	6	-	-
VENTURA	29	-	-	-	17	-	-	12	-	-
COLORADO										
1ST JUDICIAL DISTRICT (JEFFERSON)	12	-	-	-	-	-	-	12	-	-
4TH JUDICIAL DISTRICT (EL PASO)	33	-	-	-	-	1	-	32	-	-
10TH JUDICIAL DISTRICT (PUEBLO)	2	-	-	-	-	-	-	2	-	-
21ST JUDICIAL DISTRICT (MESA)	3	-	-	-	-	-	-	3	-	-
CONNECTICUT										
ANSONIA-MILFORD	3	-	-	3	-	-	-	-	-	-
HARTFORD	2	-	-	-	-	-	-	2	-	-
STATE ATTORNEY GENERAL	6	-	-	-	-	-	-	6	-	-
FLORIDA										
2ND JUDICIAL CIRCUIT (LEON)	1	-	-	-	1	-	-	-	-	-
4TH JUDICIAL CIRCUIT (DUVAL)	20	-	-	-	-	-	-	20	-	-
5TH JUDICIAL CIRCUIT (LAKE/MARION)	3	-	-	-	-	-	-	3	-	-
7TH JUDICIAL CIRCUIT (VOLUSIA)	7	-	-	-	-	-	-	7	-	-
9TH JUDICIAL CIRCUIT (ORANGE/OSCEOLA)	8	-	-	-	-	-	-	8	-	-
11TH JUDICIAL CIRCUIT (DADE)	2	-	-	-	-	-	-	2	-	-
13TH JUDICIAL CIRCUIT (HILLSBOROUGH)	17	-	-	-	-	-	-	16	1	-

Table 3
Major Offenses for Which Court-Authorized Intercepts Were Granted
Pursuant to 18 U.S.C. 2519
January 1 Through December 31, 2007 (Continued)

Reporting Jurisdiction	Total	Conspiracy	Corruption	Gambling	Homicide and Assault	Kidnapping	Larceny, Theft, and Robbery	Narcotics	Racketeering	Other
FLORIDA (CONTINUED)										
14TH JUDICIAL CIRCUIT (BAY)	1	-	-	-	-	-	-	-	-	1
15TH JUDICIAL CIRCUIT (PALM BEACH)	2	-	-	-	2	-	-	-	-	-
16TH JUDICIAL CIRCUIT (KEY WEST)	2	-	-	-	-	-	-	2	-	-
17TH JUDICIAL CIRCUIT (BROWARD)	4	-	-	-	1	-	1	-	2	-
18TH JUDICIAL CIRCUIT (BREVARD/SEMINOLE)	11	-	-	-	-	-	-	11	-	-
19TH JUDICIAL CIRCUIT (SAINT LUCIE)	26	-	-	-	4	-	-	-	22	-
GEORGIA										
AUGUSTA	3	-	-	-	-	-	-	3	-	-
BIBB	1	-	-	-	-	-	-	-	1	-
COBB	2	-	-	-	-	-	-	2	-	-
DEKALB	5	-	-	-	-	-	-	5	-	-
GWINNETT	17	-	-	-	-	-	-	17	-	-
IDAHO										
CLEARWATER	1	-	-	-	-	-	-	1	-	-
ILLINOIS										
JOHNSON	1	-	-	-	-	-	-	1	-	-
MARYLAND										
BALTIMORE	39	5	-	-	-	-	-	34	-	-
BALTIMORE CITY	42	-	-	-	2	-	-	40	-	-
FREDERICK	2	-	-	-	-	-	-	2	-	-
HARFORD	14	-	-	-	-	-	-	14	-	-
HOWARD	10	-	-	-	1	-	-	9	-	-
WASHINGTON	1	-	-	-	-	-	-	1	-	-
MASSACHUSETTS										
BRISTOL	1	-	-	-	-	-	-	1	-	-
MIDDLESEX	1	-	-	1	-	-	-	-	-	-
NORFOLK	3	-	-	1	2	-	-	-	-	-
SUFFOLK	4	-	-	-	-	-	4	-	-	-
MINNESOTA										
HENNEPIN	5	-	-	-	5	-	-	-	-	-
NEVADA										
CLARK	22	-	-	-	2	-	-	20	-	-
NEW JERSEY										
ATLANTIC	4	-	-	-	1	-	-	3	-	-
BURLINGTON	5	-	-	-	-	-	-	5	-	-
CAMDEN	6	-	-	-	-	-	-	6	-	-
CAPE MAY	1	-	-	-	-	-	-	1	-	-
GLOUCESTER	3	-	-	-	2	-	-	-	-	1
HUDSON	4	-	-	-	2	-	-	2	-	-
HUNTERDON	1	-	-	-	1	-	-	-	-	-

Table 3
Major Offenses for Which Court-Authorized Intercepts Were Granted
Pursuant to 18 U.S.C. 2519
January 1 Through December 31, 2007 (Continued)

Reporting Jurisdiction	Total	Conspiracy	Corruption	Gambling	Homicide and Assault	Kidnapping	Larceny, Theft, and Robbery	Narcotics	Racketeering	Other
NEW JERSEY (CONTINUED)										
MERCER	6	-	-	-	2	-	-	4	-	-
MIDDLESEX	3	-	-	-	1	-	-	2	-	-
MONMOUTH	38	-	-	-	2	-	-	31	5	-
MORRIS	22	-	-	-	-	-	-	22	-	-
PASSAIC	12	-	-	-	-	-	-	12	-	-
SOMERSET	26	-	-	4	2	-	3	17	-	-
STATE ATTORNEY GENERAL	44	-	-	-	5	-	-	18	17	4
UNION	25	1	-	-	-	-	-	16	8	-
NEW MEXICO										
2ND JUDICIAL DISTRICT (BERNALILLO)	3	-	-	-	1	-	-	-	1	1
NEW YORK										
ALBANY	6	6	-	-	-	-	-	-	-	-
CATTARAUGUS	1	-	-	-	-	-	-	1	-	-
FRANKLIN	7	-	-	-	-	-	-	7	-	-
FULTON	4	-	-	4	-	-	-	-	-	-
MONROE	7	-	-	-	4	-	-	3	-	-
MONTGOMERY	4	-	-	-	-	-	-	4	-	-
NASSAU	8	-	-	-	1	-	-	5	-	2
NEW YORK	13	-	-	1	1	-	8	1	1	1
NIAGARA	1	-	-	-	-	-	-	1	-	-
NY ORGANIZED CRIME TASK FORCE	14	1	-	-	1	-	-	10	-	2
NYC SPECIAL NARCOTICS BUREAU	106	-	-	-	-	-	-	106	-	-
ONEIDA	3	-	-	-	-	-	-	3	-	-
ONONDAGA	1	-	-	-	1	-	-	-	-	-
ORANGE	2	-	-	-	-	-	1	1	-	-
QUEENS	234	-	-	39	-	-	16	162	15	2
RICHMOND	2	-	-	-	-	-	2	-	-	-
ROCKLAND	16	-	-	-	-	-	-	16	-	-
SARATOGA	1	-	-	1	-	-	-	-	-	-
SCHENECTADY	1	-	-	-	-	-	-	1	-	-
STATE ATTORNEY GENERAL	2	-	-	-	-	-	1	1	-	-
SUFFOLK	49	2	-	-	-	-	-	47	-	-
WAYNE	8	-	-	-	-	-	-	8	-	-
WESTCHESTER	28	-	28	-	-	-	-	-	-	-
NORTH CAROLINA										
COLUMBUS	1	-	-	-	-	1	-	-	-	-
PITT	1	-	-	-	-	-	-	1	-	-
WAKE	2	-	-	-	-	-	-	2	-	-
WAYNE	1	-	-	-	-	-	-	1	-	-
OHIO										
LORAIN	1	-	1	-	-	-	-	-	-	-
MADISON	1	-	-	-	1	-	-	-	-	-
OKLAHOMA										
STATE ATTORNEY GENERAL	4	-	-	-	1	-	-	3	-	-

Table 3
Major Offenses for Which Court-Authorized Intercepts Were Granted
Pursuant to 18 U.S.C. 2519
January 1 Through December 31, 2007 (Continued)

Reporting Jurisdiction	Total	Conspiracy	Corruption	Gambling	Homicide and Assault	Kidnapping	Larceny, Theft, and, Robbery	Narcotics	Racketeering	Other
OREGON										
CORVALLIS	1	-	-	-	-	-	-	-	1	-
LANE	2	-	-	-	1	-	-	1	-	-
PENNSYLVANIA										
BUCKS	1	-	-	-	-	-	-	1	-	-
DAUPHIN	23	-	-	-	1	-	-	22	-	-
LANCASTER	1	-	-	-	1	-	-	-	-	-
MONTGOMERY	4	-	-	-	-	-	-	4	-	-
STATE ATTORNEY GENERAL	18	-	-	-	-	-	-	18	-	-
RHODE ISLAND										
STATE ATTORNEY GENERAL	7	-	-	1	-	-	-	4	2	-
TENNESSEE										
4TH JUDICIAL DISTRICT (SEVIER)	2	-	-	-	2	-	-	-	-	-
9TH JUDICIAL DISTRICT (ROANE)	1	-	-	-	-	-	-	1	-	-
20TH JUDICIAL DISTRICT (DAVIDSON)	17	-	-	-	-	-	-	17	-	-
TEXAS										
HARRIS	4	-	-	-	-	-	-	4	-	-
WISCONSIN										
MILWAUKEE	2	-	-	-	-	-	-	2	-	-
WAUPACA	2	-	-	-	2	-	-	-	-	-

Note: This table shows the most serious offense for each court-authorized interception.

Table 4
Summary of Interceptions of Wire, Oral, or Electronic Communications
January 1 Through December 31, 2007*

Reporting Jurisdiction	Number Authorized	Orders for Which Intercepts Installed	Average Number per Order When Installed**		
			Persons Intercepted	Intercepts	Incriminating Intercepts
TOTAL	2,208	2,119	94	3,106	920
FEDERAL	457	454	80	2,784	452
ARIZONA					
MARICOPA	10	10	32	4,270	782
PIMA	1	1	1	1	1
STATE ATTORNEY GENERAL	13	13	28	2,011	1,039
YUMA	11	10	9	2,302	492
CALIFORNIA					
ALAMEDA	3	3	149	1,620	48
CONTRA COSTA	4	4	26	636	103
FRESNO	3	3	98	4,026	1,932
LOS ANGELES	291	284	73	2,031	288
ORANGE	1	1	20	521	77
SACRAMENTO	8	8	97	2,380	169
SAN BERNARDINO	61	59	98	1,966	195
SAN DIEGO	132	131	76	3,066	451
SAN FRANCISCO	4	4	NR	3,796	119
SAN JOAQUIN	1	1	376	27,397	2,267
SAN LUIS OBISPO	4	4	73	3,338	318
SAN MATEO	3	3	205	2,612	113
SANTA BARBARA	3	3	127	1,532	155
SANTA CLARA	1	1	86	492	82
SOLANO	1	1	12	365	-
SONOMA	2	2	185	2,194	61
STANISLAUS	9	9	73	1,458	224
VENTURA	29	28	265	6,079	435
COLORADO					
1ST JUDICIAL DISTRICT (JEFFERSON)	12	12	133	2,699	703
4TH JUDICIAL DISTRICT (EL PASO)	33	30	38	1,300	355
10TH JUDICIAL DISTRICT (PUEBLO)	2	2	80	6,972	715
21ST JUDICIAL DISTRICT (MESA)	3	3	67	1,426	179
CONNECTICUT					
ANSONIA-MILFORD	3	3	30	85	52
HARTFORD	2	2	20	1,960	288
STATE ATTORNEY GENERAL	6	6	79	1,244	282
FLORIDA					
2ND JUDICIAL CIRCUIT (LEON)	1	1	50	2,000	150
4TH JUDICIAL CIRCUIT (DUVAL)	20	20	1,138	2,549	226
5TH JUDICIAL CIRCUIT (LAKE/MARION)	3	3	NR	2,345	255
7TH JUDICIAL CIRCUIT (VOLUSIA)	7	7	34	1,441	190
9TH JUDICIAL CIRCUIT (ORANGE/OSCEOLA)	8	7	18	398	152
11TH JUDICIAL CIRCUIT (DADE)	2	2	57	7,100	2,300
13TH JUDICIAL CIRCUIT (HILLSBOROUGH)	17	17	19	1,344	65
14TH JUDICIAL CIRCUIT (BAY)	1	1	2	1	1
15TH JUDICIAL CIRCUIT (PALM BEACH)	2	2	153	1,849	85
16TH JUDICIAL CIRCUIT (KEY WEST)	2	2	NR	2,700	448
17TH JUDICIAL CIRCUIT (BROWARD)	4	3	215	2,009	65
18TH JUDICIAL CIRCUIT (BREVARD/SEMINOLE)	11	11	24	2,717	167
19TH JUDICIAL CIRCUIT (SAINT LUCIE)	26	26	144	2,464	210

Table 4
Summary of Interceptions of Wire, Oral, or Electronic Communications
January 1 Through December 31, 2007 (Continued)*

Reporting Jurisdiction	Number Authorized	Orders for Which Intercepts Installed	Average Number per Order When Installed**		
			Persons Intercepted	Intercepts	Incriminating Intercepts
GEORGIA					
AUGUSTA	3	3	217	3,434	449
BIBB	1	1	140	2,965	878
COBB	2	2	10	33	2
DEKALB	5	5	16	801	167
GWINNETT	17	17	151	1,981	288
IDAHO					
CLEARWATER	1	1	-	-	-
ILLINOIS					
JOHNSON	1	1	5	3	3
MARYLAND					
BALTIMORE	39	39	136	966	104
BALTIMORE CITY	42	42	97	2,554	652
FREDERICK	2	2	85	1,084	72
HARFORD	14	14	19	3,872	323
HOWARD	10	6	39	1,237	124
WASHINGTON	1	1	25	2,500	125
MASSACHUSETTS					
BRISTOL	1	1	64	5,237	427
MIDDLESEX	1	1	24	1,251	1,251
NORFOLK	3	3	29	7,239	4,188
SUFFOLK	4	4	76	743	164
MINNESOTA					
HENNEPIN	5	NP	NP	NP	NP
NEVADA					
CLARK	22	21	158	2,996	1,194
NEW JERSEY					
ATLANTIC	4	4	180	8,677	388
BURLINGTON	5	5	39	1,395	662
CAMDEN	6	5	250	3,781	237
CAPE MAY	1	1	24	7,294	199
GLOUCESTER	3	1	1	1	1
HUDSON	4	4	205	3,274	17
HUNTERDON	1	1	NR	22	NR
MERCER	6	6	9	2,718	578
MIDDLESEX	3	1	NR	NR	NR
MONMOUTH	38	35	130	2,008	336
MORRIS	22	18	71	2,333	338
PASSAIC	12	12	28	884	164
SOMERSET	26	25	37	1,960	469
STATE ATTORNEY GENERAL	44	18	111	4,093	293
UNION	25	17	15	2,340	245
NEW MEXICO					
2ND JUDICIAL DISTRICT (BERNALILLO)	3	3	57	3,167	290
NEW YORK					
ALBANY	6	6	NR	3,259	493
CATTARAUGUS	1	1	302	5,301	559
FRANKLIN	7	7	18	1,960	597
FULTON	4	4	30	569	336
MONROE	7	7	41	465	49
MONTGOMERY	4	4	19	325	100
NASSAU	8	6	95	1,976	361
NEW YORK	13	12	53	5,543	580

Table 4
Summary of Interceptions of Wire, Oral, or Electronic Communications
January 1 Through December 31, 2007 (Continued)*

Reporting Jurisdiction	Number Authorized	Orders for Which Intercepts Installed	Average Number per Order When Installed**		
			Persons Intercepted	Intercepts	Incriminating Intercepts
NEW YORK (CONTINUED)					
NIAGARA	1	1	425	4,501	258
NY ORGANIZED CRIME TASK FORCE	14	14	211	22,673	4,683
NYC SPECIAL NARCOTICS BUREAU	106	103	35	1,402	143
ONEIDA	3	3	25	1,333	NR
ONONDAGA	1	1	25	334	49
ORANGE	2	2	170	6,531	4,266
QUEENS	234	229	110	7,087	4,635
RICHMOND	2	2	102	5,904	264
ROCKLAND	16	16	2	1,778	319
SARATOGA	1	1	2,194	3,976	20
SCHENECTADY	1	1	3	126	10
STATE ATTORNEY GENERAL	2	2	25	46,302	31,572
SUFFOLK	49	49	23	3,337	335
WAYNE	8	8	24	972	195
WESTCHESTER	28	28	21	1,741	351
NORTH CAROLINA					
COLUMBUS	1	1	2	1	1
PITT	1	1	232	6,275	1,745
WAKE	2	2	627	9,178	957
WAYNE	1	1	50	353	57
OHIO					
LORAIN	1	1	14	188	41
MADISON	1	1	12	55	17
OKLAHOMA					
STATE ATTORNEY GENERAL	4	4	180	1,681	289
OREGON					
CORVALLIS	1	1	415	13,377	544
LANE	2	2	5	13	9
PENNSYLVANIA					
BUCKS	1	1	65	4,286	2,269
DAUPHIN	23	23	92	1,168	175
LANCASTER	1	1	31	336	18
MONTGOMERY	4	4	14	250	51
STATE ATTORNEY GENERAL	18	18	85	2,307	674
RHODE ISLAND					
STATE ATTORNEY GENERAL	7	7	29	3,368	923
TENNESSEE					
4TH JUDICIAL DISTRICT (SEVIER)	2	2	10	750	37
9TH JUDICIAL DISTRICT (ROANE)	1	1	30	3,000	200
20TH JUDICIAL DISTRICT	17	17	129	1,968	399
TEXAS					
HARRIS	4	4	21	3,130	396
WISCONSIN					
MILWAUKEE	2	2	93	1,087	342
WAUPACA	2	1	NR	50	3

* NR = Not reported or could not be determined. NP = No prosecutor's report.

** Excludes those reports in which the number of persons intercepted, the number of intercepts, or the number of incriminating intercepts was not reported or could not be determined.

Table 5
Average Cost per Order
January 1 Through December 31, 2007*

Reporting Jurisdiction	Authorized Orders for Which Intercepts Installed	Intercept Orders for Which Cost Reported**	Average Cost per Order in \$
TOTAL	2,119	2,043	48,477
FEDERAL	454	453	65,660
ARIZONA			
MARICOPA	10	10	68,704
PIMA	1	-	-
STATE ATTORNEY GENERAL	13	13	117,000
YUMA	10	10	11,336
CALIFORNIA			
ALAMEDA	3	3	191,108
CONTRA COSTA	4	4	43,326
FRESNO	3	3	36,700
LOS ANGELES	284	283	31,625
ORANGE	1	1	18,745
SACRAMENTO	8	8	33,472
SAN BERNARDINO	59	59	31,735
SAN DIEGO	131	130	27,678
SAN FRANCISCO	4	4	50,689
SAN JOAQUIN	1	-	-
SAN LUIS OBISPO	4	4	20,995
SAN MATEO	3	3	33,500
SANTA BARBARA	3	3	18,382
SANTA CLARA	1	1	49,200
SOLANO	1	1	95,104
SONOMA	2	2	93,235
STANISLAUS	9	9	24,066
VENTURA	28	28	34,411
COLORADO			
1ST JUDICIAL DISTRICT (JEFFERSON)	12	12	45,132
4TH JUDICIAL DISTRICT (EL PASO)	30	29	41,258
10TH JUDICIAL DISTRICT (PUEBLO)	2	2	14,093
21ST JUDICIAL DISTRICT (MESA)	3	3	116,333
CONNECTICUT			
ANSONIA-MILFORD	3	3	5,302
HARTFORD	2	2	6,453
STATE ATTORNEY GENERAL	6	6	33,019
FLORIDA			
2ND JUDICIAL CIRCUIT (LEON)	1	1	7,021
4TH JUDICIAL CIRCUIT (DUVAL)	20	20	17,245
5TH JUDICIAL CIRCUIT (LAKE/MARION)	3	3	52,475
7TH JUDICIAL CIRCUIT (VOLUSIA)	7	7	59,758
9TH JUDICIAL CIRCUIT (ORANGE/OSCEOLA)	7	7	19,571
11TH JUDICIAL CIRCUIT (DADE)	2	2	126,032
13TH JUDICIAL CIRCUIT (HILLSBOROUGH)	17	17	28,259
14TH JUDICIAL CIRCUIT (BAY)	1	-	-
15TH JUDICIAL CIRCUIT (PALM BEACH)	2	2	34,357
16TH JUDICIAL CIRCUIT (KEY WEST)	2	-	-
17TH JUDICIAL CIRCUIT (BROWARD)	3	3	37,767

Table 5
Average Cost per Order
January 1 Through December 31, 2007 (Continued)*

Reporting Jurisdiction	Authorized Orders for Which Intercepts Installed	Intercept Orders for Which Cost Reported**	Average Cost per Order in \$
FLORIDA (CONTINUED)			
18TH JUDICIAL CIRCUIT (BREVARD/SEMINOLE)	11	11	12,090
19TH JUDICIAL CIRCUIT (SAINT LUCIE)	26	26	31,991
GEORGIA			
AUGUSTA	3	3	10,667
BIBB	1	1	73,525
COBB	2	2	11,587
DEKALB	5	5	3,200
GWINNETT	17	17	54,319
IDAHO			
CLEARWATER	1	-	-
ILLINOIS			
JOHNSON	1	-	-
MARYLAND			
BALTIMORE	39	39	16,964
BALTIMORE CITY	42	25	27,896
FREDERICK	2	2	22,750
HARFORD	14	14	8,191
HOWARD	6	6	16,700
WASHINGTON	1	1	28,819
MASSACHUSETTS			
BRISTOL	1	1	59,422
MIDDLESEX	1	1	44,402
NORFOLK	3	3	61,436
SUFFOLK	4	4	18,500
MINNESOTA			
HENNEPIN	NP	NP	NP
NEVADA			
CLARK	21	20	28,680
NEW JERSEY			
ATLANTIC	4	3	7,333
BURLINGTON	5	5	65,200
CAMDEN	5	5	75,120
CAPE MAY	1	1	88,970
GLOUCESTER	1	-	-
HUDSON	4	4	27,826
HUNTERDON	1	-	-
MERCER	6	2	4,341
MIDDLESEX	1	-	-
MONMOUTH	35	33	27,481
MORRIS	18	18	172,885
PASSAIC	12	12	79,167
SOMERSET	25	17	14,824
STATE ATTORNEY GENERAL	18	18	96,699
UNION	17	7	591,329

Table 5
Average Cost per Order
January 1 Through December 31, 2007 (Continued)*

Reporting Jurisdiction	Authorized Orders for Which Intercepts Installed	Intercept Orders for Which Cost Reported**	Average Cost per Order in \$
NEW MEXICO			
2ND JUDICIAL DISTRICT (BERNALILLO)	3	3	62,340
NEW YORK			
ALBANY	6	-	-
CATTARAUGUS	1	1	22,520
FRANKLIN	7	7	57,221
FULTON	4	4	27,593
MONROE	7	7	35,661
MONTGOMERY	4	4	58,500
NASSAU	6	6	193,825
NEW YORK	12	11	200,311
NIAGARA	1	-	-
NY ORGANIZED CRIME TASK FORCE	14	14	237,260
NYC SPECIAL NARCOTICS BUREAU	103	96	11,470
ONEIDA	3	2	-
ONONDAGA	1	1	117,800
ORANGE	2	2	373,565
QUEENS	229	229	17,534
RICHMOND	2	2	135,624
ROCKLAND	16	16	29,150
SARATOGA	1	-	-
SCHENECTADY	1	1	33,500
STATE ATTORNEY GENERAL	2	2	1,859,595
SUFFOLK	49	49	63,353
WAYNE	8	8	43,000
WESTCHESTER	28	28	50,539
NORTH CAROLINA			
COLUMBUS	1	1	700
PITT	1	1	205,000
WAKE	2	2	158,750
WAYNE	1	1	33,000
OHIO			
LORAIN	1	1	64,772
MADISON	1	1	61,952
OKLAHOMA			
STATE ATTORNEY GENERAL	4	4	147,018
OREGON			
CORVALLIS	1	1	380,000
LANE	2	2	5,575
PENNSYLVANIA			
BUCKS	1	1	213,619
DAUPHIN	23	22	49,140
LANCASTER	1	1	16,783
MONTGOMERY	4	4	10,207
STATE ATTORNEY GENERAL	18	18	60,178

Table 5
Average Cost per Order
January 1 Through December 31, 2007 (Continued)*

Reporting Jurisdiction	Authorized Orders for Which Intercepts Installed	Intercept Orders for Which Cost Reported**	Average Cost per Order in \$
RHODE ISLAND			
STATE ATTORNEY GENERAL	7	7	89,254
TENNESSEE			
4TH JUDICIAL DISTRICT (SEVIER)	2	2	16,000
9TH JUDICIAL DISTRICT (ROANE)	1	-	-
20TH JUDICIAL DISTRICT (DAVIDSON)	17	17	21,651
TEXAS			
HARRIS	4	4	8,250
WISCONSIN			
MILWAUKEE	2	2	51,250
WAUPACA	1	1	880

* NP = No prosecutor's report.

** Includes costs for orders for which intercepts were installed but not used.

Table 6
Types of Surveillance Used, Arrests, and Convictions for Intercepts Installed
January 1 Through December 31, 2007

Reporting Jurisdiction	Orders for Which Intercepts Installed *	Wire (Incl. Any Type Telephone: Standard, Cell, Mobile)	Oral (Incl. Microphone, Eavesdrop)	Electronic (Incl. Digital Pager, Fax, Computer)	Combination**	Number of Persons	
						Arrested	Convicted***
TOTAL	2,119	1,998	20	15	86	4,830	984
FEDERAL	454	448	2	1	3	1,745	235
ARIZONA							
MARICOPA	10	10	-	-	-	103	14
PIMA	1	1	-	-	-	-	-
STATE ATTORNEY GENERAL	13	12	-	-	1	57	4
YUMA	10	10	-	-	-	22	3
CALIFORNIA							
ALAMEDA	3	3	-	-	-	10	3
CONTRA COSTA	4	3	-	-	1	1	-
FRESNO	3	3	-	-	-	4	2
LOS ANGELES	284	284	-	-	-	241	5
ORANGE	1	1	-	-	-	-	-
SACRAMENTO	8	8	-	-	-	35	21
SAN BERNARDINO	59	59	-	-	-	20	3
SAN DIEGO	131	126	-	-	5	256	91
SAN FRANCISCO	4	4	-	-	-	1	-
SAN JOAQUIN	1	-	-	-	1	46	28
SAN LUIS OBISPO	4	4	-	-	-	19	15
SAN MATEO	3	3	-	-	-	1	-
SANTA BARBARA	3	3	-	-	-	13	-
SANTA CLARA	1	1	-	-	-	5	-
SOLANO	1	-	-	-	1	-	-
SONOMA	2	2	-	-	-	4	-
STANISLAUS	9	9	-	-	-	11	-
VENTURA	28	28	-	-	-	48	14
COLORADO							
1ST JUDICIAL DISTRICT (JEFFERSON)	12	12	-	-	-	29	-
4TH JUDICIAL DISTRICT (EL PASO)	30	30	-	-	-	30	5
10TH JUDICIAL DISTRICT (PUEBLO)	2	2	-	-	-	33	3
21ST JUDICIAL DISTRICT (MESA)	3	3	-	-	-	4	1
CONNECTICUT							
ANSONIA-MILFORD	3	3	-	-	-	-	-
HARTFORD	2	2	-	-	-	2	-
STATE ATTORNEY GENERAL	6	6	-	-	-	21	-
FLORIDA							
2ND JUDICIAL CIRCUIT (LEON)	1	1	-	-	-	1	-
4TH JUDICIAL CIRCUIT (DUVAL)	20	20	-	-	-	29	-
5TH JUDICIAL CIRCUIT (LAKE/MARION)	3	3	-	-	-	32	-
7TH JUDICIAL CIRCUIT (VOLUSIA)	7	7	-	-	-	13	-
9TH JUDICIAL CIRCUIT (ORANGE/OSCEOLA)	7	6	1	-	-	48	8

Table 6
Types of Surveillance Used, Arrests, and Convictions for Intercepts Installed
January 1 Through December 31, 2007 (Continued)

Reporting Jurisdiction	Orders for Which Intercepts Installed *	Wire (Incl. Any Type Telephone: Standard, Cell, Mobile)	Oral (Incl. Microphone, Eavesdrop)	Electronic (Incl. Digital Pager, Fax, Computer)	Combination**	Number of Persons		
						Arrested	Convicted***	
FLORIDA (CONTINUED)								
11TH JUDICIAL CIRCUIT (DADE)	2	2	-	-	-	-	-	
13TH JUDICIAL CIRCUIT (HILLSBOROUGH)	17	8	-	-	9	56	-	
14TH JUDICIAL CIRCUIT (BAY)	1	-	-	-	1	-	-	
15TH JUDICIAL CIRCUIT (PALM BEACH)	2	2	-	-	-	-	-	
16TH JUDICIAL CIRCUIT (KEY WEST)	2	2	-	-	-	-	-	
17TH JUDICIAL CIRCUIT (BROWARD)	3	3	-	-	-	3	-	
18TH JUDICIAL CIRCUIT (BREVARD/SEMINOLE)	11	11	-	-	-	15	2	
19TH JUDICIAL CIRCUIT (SAINT LUCIE)	26	26	-	-	-	59	28	
GEORGIA								
AUGUSTA	3	3	-	-	-	5	-	
BIBB	1	1	-	-	-	9	-	
COBB	2	-	2	-	-	41	-	
DEKALB	5	5	-	-	-	6	-	
GWINNETT	17	17	-	-	-	52	5	
IDAHO								
CLEARWATER	1	-	1	-	-	-	-	
ILLINOIS								
JOHNSON	1	-	-	-	1	3	2	
MARYLAND								
BALTIMORE	39	39	-	-	-	-	-	
BALTIMORE CITY	42	42	-	-	-	8	-	
FREDERICK	2	2	-	-	-	-	-	
HARFORD	14	13	1	-	-	10	-	
HOWARD	6	6	-	-	-	8	-	
WASHINGTON	1	1	-	-	-	1	-	
MASSACHUSETTS								
BRISTOL	1	1	-	-	-	25	-	
MIDDLESEX	1	1	-	-	-	-	-	
NORFOLK	3	2	-	-	1	-	-	
SUFFOLK	4	3	-	-	1	-	-	
MINNESOTA								
HENNEPIN	NP	-	-	-	-	-	-	
NEVADA								
CLARK	21	21	-	-	-	18	7	
NEW JERSEY								
ATLANTIC	4	4	-	-	-	16	3	
BURLINGTON	5	1	-	-	4	40	-	
CAMDEN	5	5	-	-	-	5	-	
CAPE MAY	1	1	-	-	-	7	-	
GLOUCESTER	1	-	1	-	-	1	-	
HUDSON	4	4	-	-	-	-	-	

Table 6
Types of Surveillance Used, Arrests, and Convictions for Intercepts Installed
January 1 Through December 31, 2007 (Continued)

Reporting Jurisdiction	Orders for Which Intercepts Installed *	Wire (Incl. Any Type Telephone: Standard, Cell, Mobile)	Oral (Incl. Microphone, Eavesdrop)	Electronic (Incl. Digital Pager, Fax, Computer)	Combination**	Number of Persons	
						Arrested	Convicted***
NEW JERSEY (CONTINUED)							
HUNTERDON	1	1	-	-	-	1	-
MERCER	6	4	-	2	-	-	-
MIDDLESEX	1	1	-	-	-	-	-
MONMOUTH	35	34	-	-	1	176	-
MORRIS	18	-	-	-	18	135	-
PASSAIC	12	12	-	-	-	23	-
SOMERSET	25	23	1	1	-	78	-
STATE ATTORNEY GENERAL	18	2	-	-	16	-	-
UNION	17	15	2	-	-	45	15
NEW MEXICO							
2ND JUDICIAL DISTRICT (BERNALILLO)	3	3	-	-	-	35	34
NEW YORK							
ALBANY	6	6	-	-	-	-	-
CATTARAUGUS	1	1	-	-	-	19	-
FRANKLIN	7	7	-	-	-	43	31
FULTON	4	4	-	-	-	-	-
MONROE	7	5	2	-	-	12	4
MONTGOMERY	4	4	-	-	-	28	28
NASSAU	6	5	-	-	1	20	12
NEW YORK	12	10	-	1	1	16	-
NIAGARA	1	1	-	-	-	23	-
NY ORGANIZED CRIME TASK FORCE	14	13	-	-	1	89	35
NYC SPECIAL NARCOTICS BUREAU	103	98	-	5	-	50	4
ONEIDA	3	3	-	-	-	16	-
ONONDAGA	1	1	-	-	-	1	-
ORANGE	2	1	-	-	1	44	34
QUEENS	229	225	1	3	-	215	128
RICHMOND	2	2	-	-	-	3	-
ROCKLAND	16	16	-	-	-	45	45
SARATOGA	1	1	-	-	-	3	-
SCHENECTADY	1	-	1	-	-	2	2
STATE ATTORNEY GENERAL	2	2	-	-	-	16	-
SUFFOLK	49	49	-	-	-	67	6
WAYNE	8	8	-	-	-	10	-
WESTCHESTER	28	25	1	2	-	23	16
NORTH CAROLINA							
COLUMBUS	1	-	1	-	-	1	-
PITT	1	1	-	-	-	2	-
WAKE	2	2	-	-	-	19	-
WAYNE	1	1	-	-	-	2	-
OHIO							
LORAIN	1	1	-	-	-	-	-
MADISON	1	1	-	-	-	-	-
OKLAHOMA							
STATE ATTORNEY GENERAL	4	2	-	-	2	42	34

Table 6
Types of Surveillance Used, Arrests, and Convictions for Intercepts Installed
January 1 Through December 31, 2007 (Continued)

Reporting Jurisdiction	Orders for Which Intercepts Installed *	Wire (Incl. Any Type Telephone: Standard, Cell, Mobile)	Oral (Incl. Microphone, Eavesdrop)	Electronic (Incl. Digital Pager, Fax, Computer)	Combination**	Number of Persons	
						Arrested	Convicted***
OREGON							
CORVALLIS	1	1	-	-	-	-	-
LANE	2	-	2	-	-	7	-
PENNSYLVANIA							
BUCKS	1	1	-	-	-	34	14
DAUPHIN	23	8	1	-	14	41	23
LANCASTER	1	1	-	-	-	3	-
MONTGOMERY	4	4	-	-	-	8	4
STATE ATTORNEY GENERAL	18	17	-	-	1	58	-
RHODE ISLAND							
STATE ATTORNEY GENERAL	7	7	-	-	-	53	10
TENNESSEE							
4TH JUDICIAL DISTRICT (SEVIER)	2	2	-	-	-	-	-
9TH JUDICIAL DISTRICT (ROANE)	1	1	-	-	-	14	-
20TH JUDICIAL DISTRICT (DAVIDSON)	17	17	-	-	-	19	3
TEXAS							
HARRIS	4	4	-	-	-	6	-
WISCONSIN							
MILWAUKEE	2	1	-	-	1	11	-
WAUPACA	1	1	-	-	-	-	-

* NP = No prosecutor's report.

** Combination refers to the number of installed intercepts for which more than one type of surveillance was used.

*** Convictions resulting from interceptions often do not occur within the same year in which an intercept was first reported.
See Tables 8 and 9.

Table 7
Authorized Intercepts Granted Pursuant to
18 U.S.C. 2519 as Reported in Wiretap Reports
for Calendar Years 1997 - 2007

Wiretap Report Date	1997	1998	1999	2000	2001	2002	2003	2004	2005	2006	2007
Intercept applications requested	1,186	1,331	1,350	1,190	1,491	1,359	1,442	1,710	1,774	1,839	2,208
Intercept applications authorized	1,186	1,329	1,350	1,190	1,491	1,358	1,442	1,710	1,773	1,839	2,208
Federal	569	566	601	479	486	497	578	730	625	461	457
State	617	763	749	711	1,005	861	864	980	1,148	1,378	1,751
Avg. days of original authorization	28	28	27	28	27	29	29	28	28	29	29
Number of extensions	1,028	1,164	1,367	926	1,008	889	1,145	1,341	1,360	1,228	1,701
Average length of extensions (in days)	28	27	29	28	29	29	29	28	28	29	29
Location of authorized intercepts:											
Personal residence	382	436	341	244	206	154	118	83	57	48	27
Business	78	87	59	56	60	37	35	30	21	13	7
Portable device	-	-	-	719	1,007	1,046	1,165	1,507	1,610	1,685	2,078
Multiple locations	197	222	287	109	117	85	95	65	49	53	36
Not indicated or other*	529	584	663	62	101	36	29	25	36	40	60
Major offense specified:											
Arson, explosives, and weapons	3	3	8	5	5	-	5	12	3	2	4
Bribery	13	9	42	21	1	3	9	16	4	1	1
Extortion (includes usury and loan-sharking)	24	12	11	10	28	18	6	5	8	6	5
Gambling	98	93	60	49	82	82	49	90	42	56	55
Homicide and assault	31	55	62	72	52	58	80	48	82	119	132
Larceny and theft	22	19	9	15	47	8	48	30	11	19	32
Narcotics	870	955	978	894	1,167	1,052	1,104	1,308	1,433	1,473	1,792
Robbery and burglary	5	4	4	4	8	3	3	9	7	1	4
Racketeering	93	153	139	76	70	72	96	138	94	90	98
Other or unspecified	27	28	37	44	31	62	42	54	89	72	85
Intercept applications installed**	1,094	1,245	1,277	1,139	1,405	1,273	1,367	1,633	1,694	1,714	2,119
Federal	563	562	595	472	481	490	576	723	624	461	454
State	531	683	682	667	924	783	791	910	1,070	1,253	1,665
For intercepts installed:											
Total days in operation	48,871	53,411	63,243	47,729	53,574	50,025	60,198	69,980	72,897	68,380	93,117
Avg. number of persons intercepted ***	197	190	195	196	86	92	116	126	107	122	94
Average number of intercepted communications***	2,081	1,858	1,921	1,769	1,565	1,708	3,004	3,017	2,835	2,685	3,106
Average number of incriminating intercepted communications***	418	350	390	402	333	403	993	619	629	547	920
Authorizations where costs reported	1,029	1,184	1,232	1,080	1,327	1,193	1,236	1,559	1,525	1,576	2,043
Average cost of intercepts for which costs reported	61,176	57,669	57,511	54,829	48,198	54,586	62,164	63,011	55,530	52,551	48,477
Intercept applications authorized but reported after publication****	90	118	196	196	204	185	346	282	327	467	-
Total authorized by year (reported through Dec 2007)	1,276	1,447	1,546	1,386	1,695	1,543	1,788	1,992	2,100	2,306	2,208

* Starting in 2000, location categories were revised to improve reporting and reduce the number of instances in which "other" location was reported.

** Installed intercepts include only those intercepts for which reports were received from prosecuting officials.

*** As of 1998, the average excludes those reports in which the number of persons intercepted, the number of intercepts, or the number of incriminating intercepts was not reported or could not be determined.

**** Some wiretaps terminated in a given year are not reported until a subsequent year because they are part of ongoing investigations.

Table 8
Summary of Supplementary Reports for Intercepts
Terminated in Calendar Years 2000 Through 2006
(Report as of December 31, 2007)

Report Year and Jurisdiction	Total Additional Activity During Calendar Year 2007							Number of Persons Convicted
	Number of Reports	Costs in \$	Number of Persons Arrested	Number of Trials	Motions to Suppress Intercepts*			
					G	D	P	
TOTAL ALL YEARS	903	23,880,074	1,883	130	5	80	39	2,013
TOTAL 2000	1	-	2	-	-	-	-	1
FEDERAL	1	-	2	-	-	-	-	1
TOTAL 2001	8	124,199	5	1	-	1	-	27
FEDERAL	8	124,199	5	1	-	1	-	27
TOTAL 2002	11	6,517	5	3	-	3	-	17
FEDERAL	8	6,517	4	3	-	3	-	8
ARIZONA STATE ATTORNEY GENERAL	1	-	1	-	-	-	-	-
PENNSYLVANIA STATE ATTORNEY GENERAL	2	-	-	-	-	-	-	9
TOTAL 2003	17	-	10	10	-	-	-	42
FEDERAL	11	-	8	7	-	-	-	28
ARIZONA STATE ATTORNEY GENERAL	3	-	2	2	-	-	-	6
FLORIDA 6TH JUDICIAL CIRCUIT (PINELLAS)	1	-	-	1	-	-	-	2
NEW YORK QUEENS	1	-	-	-	-	-	-	3
PENNSYLVANIA STATE ATTORNEY GENERAL	1	-	-	-	-	-	-	3
TOTAL 2004	62	627,157	65	11	1	3	-	124
FEDERAL	25	252,141	64	8	1	2	-	80
ARIZONA STATE ATTORNEY GENERAL	1	-	-	-	-	-	-	1
CALIFORNIA FRESNO	1	-	-	1	-	-	-	14
FLORIDA 17TH JUDICIAL CIRCUIT (BROWARD)	1	-	-	-	-	-	-	1
18TH JUDICIAL CIRCUIT (BREVARD/SEMINOLE)	2	-	-	-	-	-	-	6
STATE ATTORNEY GENERAL	1	-	-	-	-	-	-	8

Table 8
Summary of Supplementary Reports for Intercepts
Terminated in Calendar Years 2000 Through 2006
(Report as of December 31, 2007) (Continued)

Report Year and Jurisdiction	Total Additional Activity During Calendar Year 2007							
	Number of Reports	Costs in \$	Number of Persons Arrested	Number of Trials	Motions to Suppress Intercepts*			Number of Persons Convicted
					G	D	P	
2004 (CONTINUED)								
NEW JERSEY								
STATE ATTORNEY GENERAL	2	816	1	-	-	-	-	5
NEW YORK								
NASSAU	1	-	-	1	-	1	-	1
NEW YORK	1	-	-	-	-	-	-	5
NY ORGANIZED CRIME TASK FORCE	3	-	-	1	-	-	-	3
QUEENS	24	374,200	-	-	-	-	-	-
TOTAL 2005	188	2,413,816	252	33	3	9	-	496
FEDERAL	61	1,150,509	188	24	3	8	-	276
ARIZONA								
MARICOPA	1	-	13	-	-	-	-	8
STATE ATTORNEY GENERAL	2	-	4	-	-	-	-	13
CONNECTICUT								
ANSONIA-MILFORD	1	-	-	-	-	-	-	-
FLORIDA								
9TH JUDICIAL CIRCUIT (ORANGE/OSCEOLA)	1	-	-	2	-	-	-	2
17TH JUDICIAL CIRCUIT (BROWARD)	2	-	3	-	-	-	-	11
STATE ATTORNEY GENERAL	8	-	38	2	-	1	-	54
GEORGIA								
GWINNETT	2	-	-	-	-	-	-	6
MARYLAND								
STATE ATTORNEY GENERAL	1	-	-	-	-	-	-	5
NEW JERSEY								
CAMDEN	1	-	-	-	-	-	-	11
HUDSON	3	-	-	-	-	-	-	13
MORRIS	6	-	-	-	-	-	-	41
STATE ATTORNEY GENERAL	17	367,107	-	1	-	-	-	2
NEW YORK								
NASSAU	2	-	4	-	-	-	-	5
NY ORGANIZED CRIME TASK FORCE	1	-	2	-	-	-	-	3
QUEENS	71	896,200	-	-	-	-	-	3
WESTCHESTER	2	-	-	-	-	-	-	5
PENNSYLVANIA								
STATE ATTORNEY GENERAL	5	-	-	3	-	-	-	35
TEXAS								
FORT BEND	1	-	-	1	-	-	-	3

Table 8
Summary of Supplementary Reports for Intercepts
Terminated in Calendar Years 2000 Through 2006
(Report as of December 31, 2007) (Continued)

Report Year and Jurisdiction	Total Additional Activity During Calendar Year 2007							
	Number of Reports	Costs in \$	Number of Persons Arrested	Number of Trials	Motions to Suppress Intercepts*			Number of Persons Convicted
					G	D	P	
TOTAL 2006	616	20,708,385	1,544	72	1	64	39	1,306
FEDERAL	232	11,533,726	1,075	17	1	44	20	712
ARIZONA								
MARICOPA	1	-	1	-	-	-	-	-
STATE ATTORNEY GENERAL	2	-	7	-	-	-	-	14
CALIFORNIA								
CONTRA COSTA	5	-	13	-	-	-	-	1
LOS ANGELES	30	776,168	20	-	-	1	-	3
SACRAMENTO	4	59,635	-	-	-	-	-	-
SAN DIEGO	20	401,958	30	2	-	2	-	42
SANTA BARBARA	1	-	-	-	-	-	-	3
SANTA CLARA	1	-	1	-	-	-	-	4
STANISLAUS	1	-	12	-	-	-	-	10
COLORADO								
4TH JUDICIAL DISTRICT (EL PASO)	6	-	-	1	-	-	2	12
9TH JUDICIAL DISTRICT (GARFIELD, PITKIN, RIO BLANCO)	2	-	14	-	-	-	1	5
21ST JUDICIAL DISTRICT (MESA)	2	-	3	1	-	1	-	4
CONNECTICUT								
ANSONIA-MILFORD	4	61,456	4	-	-	-	-	2
FLORIDA								
13TH JUDICIAL CIRCUIT (HILLSBOROUGH)	6	-	-	-	-	-	-	-
17TH JUDICIAL CIRCUIT (BROWARD)	1	37,560	8	-	-	-	-	2
18TH JUDICIAL CIRCUIT (BREVARD/SEMINOLE)	2	-	-	-	-	-	-	45
19TH JUDICIAL CIRCUIT (SAINT LUCIE)	1	-	-	2	-	-	-	2
STATE ATTORNEY GENERAL	2	-	18	-	-	-	-	6
MARYLAND								
FREDERICK	1	-	14	-	-	-	-	-
MONTGOMERY	1	-	1	-	-	1	-	11
MASSACHUSETTS								
STATE ATTORNEY GENERAL	2	-	-	-	-	2	1	4
NEVADA								
CLARK	1	-	1	-	-	-	-	1
NEW JERSEY								
ATLANTIC	2	-	13	-	-	-	10	3
HUDSON	3	-	1	-	-	-	-	46
MORRIS	2	-	-	-	-	-	-	21
STATE ATTORNEY GENERAL	52	3,373,809	43	-	-	-	-	43
UNION	15	195,700	-	-	-	-	-	-
WARREN	2	-	9	-	-	-	-	9

Table 8
Summary of Supplementary Reports for Intercepts
Terminated in Calendar Years 2000 Through 2006
(Report as of December 31, 2007) (Continued)

Report Year and Jurisdiction	Total Additional Activity During Calendar Year 2007							
	Number of Reports	Costs in \$	Number of Persons Arrested	Number of Trials	Motions to Suppress Intercepts*			Number of Persons Convicted
					G	D	P	
2006 (CONTINUED)								
NEW YORK								
NEW YORK	3	-	10	-	-	6	-	12
NY ORGANIZED CRIME TASK FORCE	5	-	35	-	-	-	-	74
ONONDAGA	4	259,900	-	-	-	-	-	-
QUEENS	132	1,906,200	30	-	-	1	1	55
SARATOGA	1	-	5	-	-	1	-	4
STATE ATTORNEY GENERAL	1	-	30	2	-	-	-	-
SUFFOLK	43	1,954,845	40	-	-	-	-	4
WESTCHESTER	3	43,433	-	-	-	1	-	7
OHIO								
FRANKLIN	2	-	8	-	-	-	-	17
LORAIN	1	-	-	-	-	-	-	12
OKLAHOMA								
STATE ATTORNEY GENERAL	4	-	47	17	-	3	1	35
PENNSYLVANIA								
DAUPHIN	1	-	-	-	-	-	-	-
MONTGOMERY	3	-	3	19	-	-	-	19
STATE ATTORNEY GENERAL	5	-	26	11	-	-	-	52
TENNESSEE								
2ND JUDICIAL DISTRICT (SULLIVAN)	1	-	21	-	-	-	3	9
20TH JUDICIAL DISTRICT (DAVIDSON)	1	-	-	-	-	-	-	-
VIRGINIA								
PORTSMOUTH	2	103,995	1	-	-	1	-	1

* Motions: G = granted, D = denied, P = pending.

Table 9
Arrests and Convictions Resulting From Intercepts Installed in
Calendar Years 1997 Through 2007

Year of Intercepts	Year Reported											Total All Years	
	1997	1998	1999	2000	2001	2002	2003	2004	2005	2006	2007	Number	Percent
1997													
Arrests	3,086	1,406	493	176	110	33	19	-	2	-	-	5,325	100.0
Convictions	542	1,220	464	169	87	62	25	5	2	2	-	2,578	48.4
1998													
Arrests	-	3,450	1,266	441	337	114	30	7	9	16	-	5,670	100.0
Convictions	-	911	1,214	596	271	139	23	14	10	1	-	3,179	56.1
1999													
Arrests	-	-	4,372	1,600	428	216	38	7	6	21	-	6,688	100.0
Convictions	-	-	654	1,323	515	235	77	35	1	21	-	2,861	42.8
2000													
Arrests	-	-	-	3,411	1,741	681	142	17	5	2	2	6,001	100.0
Convictions	-	-	-	736	1,148	793	280	30	56	12	1	3,056	50.9
2001													
Arrests	-	-	-	-	3,683	1,325	316	109	90	72	5	5,600	100.0
Convictions	-	-	-	-	732	1,316	572	121	105	63	27	2,936	52.4
2002													
Arrests	-	-	-	-	-	3,060	1,067	362	105	52	5	4,651	100.0
Convictions	-	-	-	-	-	493	1,082	489	164	64	17	2,309	49.6
2003													
Arrests	-	-	-	-	-	-	3,674	1,651	257	82	10	5,674	100.0
Convictions	-	-	-	-	-	-	844	989	399	203	42	2,477	43.7
2004													
Arrests	-	-	-	-	-	-	-	4,506	967	538	65	6,076	100.0
Convictions	-	-	-	-	-	-	-	634	895	565	124	2,218	36.5
2005													
Arrests	-	-	-	-	-	-	-	-	4,674	1,493	233	6,400	100.0
Convictions	-	-	-	-	-	-	-	-	776	1,417	496	2,689	42.0
2006													
Arrests	-	-	-	-	-	-	-	-	-	4,376	1,526	5,902	100.0
Convictions	-	-	-	-	-	-	-	-	-	711	1,306	2,017	34.2
2007													
Arrests	-	-	-	-	-	-	-	-	-	-	4,830	4,830	100.0
Convictions	-	-	-	-	-	-	-	-	-	-	984	984	20.4

TABLE A-1
UNITED STATES DISTRICT COURTS

CALENDAR YEAR 2007

**REPORT BY JUDGES OF COURT-AUTHORIZED INTERCEPTS OF WIRE, ORAL, OR ELECTRONIC COMMUNICATIONS
PURSUANT TO 18 U.S.C. 2519**

A.O. Number *	Authorizing Official		Offense Specified	Intercept		Date of Application	Authorized Length		
	Judge	Attorney General ¹		Type ²	Location ³		Original Order (Days)	Number of Extensions	Total Length (Days)
ALABAMA, NORTHERN									
2007-1	BOWDRE	WARREN	NARCOTICS	WC	D	12/08/2006	30	1	60
2007-2	BOWDRE	WARREN	NARCOTICS	WC	D	12/15/2006	30	1	60
2007-3	BOWDRE	SABIN	NARCOTICS	WC	D	12/28/2006	30	0	30
2006-2	JOHNSON	KEENEY	NARCOTICS	WC	D	07/25/2006	30	0	30
2006-3	JOHNSON	WARREN	NARCOTICS	WC	D	08/24/2006	30	1	60
2006-4	BOWDRE	WARREN	NARCOTICS	WC	D	09/25/2006	30	1	60
2006-5	BOWDRE	KEENEY	NARCOTICS	WC	D	10/13/2006	30	1	60
2006-6	BOWDRE	MANDELKER	NARCOTICS	WC	D	11/02/2006	30	0	30
ARIZONA									
2007-1	TEILBORG	SWARTZ	NARCOTICS	WC	D	11/07/2006	30	1	60
2007-2	SILVA	SWARTZ	NARCOTICS	WC	D	12/11/2006	30	0	30
2007-3	WAKE	MANDELKER	NARCOTICS	WC	D	12/12/2006	30	1	60
2007-4	WAKE	MAND	NARCOTICS	WC	D	01/09/2007	30	0	30
2007-5	SILVA	WARREN	NARCOTICS	WC	D	02/12/2007	30	0	30
2007-6	SILVA	KEENEY	NARCOTICS	WC	D	02/28/2007	30	0	30
2007-7	CARROLL	SWARTZ	NARCOTICS	WC	D	07/13/2007	30	1	60
2007-8	SILVA	SWARTZ	NARCOTICS	WC	D	07/18/2007	30	0	30
2006-12	MARTONE	WARREN	FRAUD	EE	B	03/21/2006	30	0	30
2006-13	WAKE	SABIN	NARCOTICS	WC	D	06/28/2006	30	1	60
2006-14	WAKE	SABIN	NARCOTICS	WC	D	07/18/2006	30	0	30
2006-15	WAKE	MANDELKER	NARCOTICS	WC	D	07/31/2006	30	0	30
2006-16	TEILBORG	KEENEY	NARCOTICS	WC	D	08/03/2006	30	0	30
2006-17	CARROLL	KEENEY	NARCOTICS	WC	D	08/07/2006	30	0	30
2006-18	CARROLL	WARREN	NARCOTICS	WC	D	08/21/2006	30	0	30
2006-19	WAKE	KEENEY	NARCOTICS	WC	D	09/01/2006	30	0	30
2006-20	CARROLL	SABIN	NARCOTICS	WC	D	09/07/2006	30	0	30
2006-21	WAKE	KEENEY	NARCOTICS	WC	D	09/25/2006	30	0	30
2006-22	CARROLL	KEENEY	NARCOTICS	WC	D	09/29/2006	30	0	30
2006-23	WAKE	SWARTZ	NARCOTICS	WC	D	11/27/2006	30	0	30

¹ The prosecuting official authorized the filing of the application under provisions of the state's statute. (See Table 1 for this state's statutory citation.)

² Type: WC = Cellular or Mobile Telephone (Wire), WS = Standard Telephone (Wire), WO = Other (Wire), OM = Microphone (Oral), OO = Other (Oral), ED = Digital Pager (Electronic), EE = Computer or E-Mail (Electronic), EF = Fax Machine (Electronic), EO = Other (Electronic).

³ Location: D = Portable Device, H = Personal Residence, B = Business, A = Public Area, O = Other Location, R = Roving (Relaxed Specification Order), N = Not Specified.

* The first four digits of the A.O. number represent the year in which the wiretap was terminated. Wiretaps that were terminated prior to 2007 were not reported previously because they were part of ongoing investigations.

TABLE A-1
UNITED STATES DISTRICT COURTS

CALENDAR YEAR 2007

REPORT BY PROSECUTORS OF COURT-AUTHORIZED INTERCEPTS OF WIRE, ORAL, OR ELECTRONIC COMMUNICATIONS
PURSUANT TO 18 U.S.C. 2519

A.O. Number *	Number of Days in Operation ⁴	Average Inter-cepts per Day	Number of ⁵			Costs		Number of					
			Persons Inter-cepted	Intercepts	Incrim-inating Intercepts	Total Cost in \$	Other Than Manpower in \$	Arrests	Trials	Motions to Suppress Intercepts ⁶			Persons Con- victed
										G	D	P	
ALABAMA, NORTHERN													
2007-1	42	26	39	1,073	107	151,878	1,350	-	-	-	-	-	-
2007-2	38	36	22	1,371	58	137,542	1,350	-	-	-	-	-	-
2007-3	6	3	3	16	NR	22,854	1,350	-	-	-	-	-	-
2006-2	28	81	29	2,265	77	102,352	2,000	23	-	-	-	-	23
2006-3	50	35	44	1,755	319	183,200	4,000	-	-	-	-	-	-
2006-4	57	23	34	1,295	145	205,638	1,350	-	-	-	-	-	-
2006-5	58	70	58	4,032	524	211,872	4,000	-	-	-	-	-	-
2006-6	29	53	22	1,538	24	109,136	5,200	-	-	-	-	-	-
ARIZONA													
2007-1	60	62	45	3,738	656	56,472	7,800	6	-	-	-	-	-
2007-2	30	14	15	420	146	28,970	20,720	14	-	-	1	-	4
2007-3	60	36	40	2,148	424	22,400	-	29	-	-	-	-	26
2007-4	30	118	30	3,529	572	11,800	1,800	RELATED TO NO. 2007-3					
2007-5	30	29	12	865	166	28,970	20,720	RELATED TO NO. 2007-2					
2007-6	28	77	11	2,163	559	29,120	24,920	1	-	-	-	-	-
2007-7	46	17	46	790	273	67,762	4,260	-	-	-	-	-	-
2007-8	30	143	7	4,281	454	29,920	23,720	1	-	-	-	-	-
2006-12	30	2,848	NR	85,426	6,931	-	-	-	-	-	-	-	-
2006-13	39	15	20	600	242	44,360	1,800	7	-	-	-	-	-
2006-14	24	36	20	852	225	6,060	6,00	RELATED TO NO. 2007-3					
2006-15	14	18	15	255	52	11,800	1,80	RELATED TO NO. 2007-3					
2006-16	11	15	15	164	15	34,000	6,000	RELATED TO NO. 2007-3					
2006-17	30	277	5	8,309	933	RELATED TO NO. 2006-13		RELATED TO NO. 2006-13					
2006-18	28	562	7	15,734	1,566	RELATED TO NO. 2006-13		RELATED TO NO. 2006-13					
2006-19	30	47	50	1,399	330	28,000	-	RELATED TO NO. 2007-3					
2006-20	11	30	5	329	30	RELATED TO NO. 2006-13		RELATED TO NO. 2006-13					
2006-21	7	94	30	660	221	105,000	-	RELATED TO NO. 2007-3					
2006-22	4	14	3	54	NR	RELATED TO NO. 2006-13		RELATED TO NO. 2006-13					
2006-23	30	148	52	4,448	689	43,600	-	RELATED TO NO. 2007-3					

⁴ NI indicates never installed. I indicates installed but never used. NP indicates no prosecutor's report.

⁵ NR indicates not reported or could not be determined.

⁶ Motions: G = Granted, D = Denied, P = Pending.

* The first four digits of the A.O. number represent the year in which the wiretap was terminated. Wiretaps that were terminated prior to 2007 were not reported previously because they were part of ongoing investigations.

TABLE A-1
UNITED STATES DISTRICT COURTS

CALENDAR YEAR 2007

**REPORT BY JUDGES OF COURT-AUTHORIZED INTERCEPTS OF WIRE, ORAL, OR ELECTRONIC COMMUNICATIONS
PURSUANT TO 18 U.S.C. 2519**

A.O. Number *	Authorizing Official		Offense Specified	Intercept		Date of Application	Authorized Length		
	Judge	Attorney General ¹		Type ²	Location ³		Original Order (Days)	Number of Extensions	Total Length (Days)
ARIZONA (CONTINUED)									
2006-24	CARROLL	WARREN	NARCOTICS	WC	D	11/27/2006	30	0	30
2006-25	WAKE	SWARTZ	NARCOTICS	WC	D	11/30/2006	30	0	30
ARKANSAS, EASTERN									
2006-2	WRIGHT	KEENEY	NARCOTICS	WC	D	07/11/2006	30	0	30
2006-3	EISELE	WARREN	NARCOTICS	WC	D	07/27/2006	30	0	30
2006-4	HOLMES	SABIN	NARCOTICS	WC	D	10/10/2006	30	0	30
CALIFORNIA, CENTRAL									
2007-1	CARTER	SWARTZ	NARCOTICS	WC	D	11/17/2006	30	3	120
2007-2	PHILLIPS	SABIN	CONSPIRACY	WC	D	01/05/2007	30	2	90
2007-3	PHILLIPS	SABIN	CONSPIRACY	WC	D	02/27/2007	30	1	60
2007-4	CARTER	SWARTZ	NARCOTICS	WC	D	02/21/2007	30	0	30
2007-5	CARTER	KEENEY	NARCOTICS	WC	D	03/20/2007	30	0	30
2007-6	ANDERSON	SWARTZ	\$LAUNDERING	WC	D	03/21/2007	30	1	60
2007-7	OTERO	KEENEY	NARCOTICS	WC	D	04/11/2007	30	2	90
2007-8	OTERO	KEENEY	NARCOTICS	WC	D	04/18/2007	30	0	30
2007-9	ANDERSON	KEENEY	\$LAUNDERING	WC	D	04/19/2007	30	0	30
2007-10	OTERO	KEENEY	NARCOTICS	WC	D	04/27/2007	30	0	30
2007-11	SELNA	SWARTZ	NARCOTICS	WC	D	05/11/2007	30	0	30
2007-12	KLAUSNER	SABIN	NARCOTICS	WC	D	05/11/2007	30	0	30
2007-13	OTERO	KEENEY	NARCOTICS	WC	D	05/16/2007	30	0	30
2007-14	KLAUSNER	SWARTZ	NARCOTICS	WC	D	05/29/2007	30	0	30
2007-15	SCHIAVELLI	SABIN	NARCOTICS	WC	D	06/07/2007	30	2	90
2007-16	LEW	SABIN	NARCOTICS	WC	D	06/11/2007	30	0	30
2007-17	SELNA	MANDELKER	NARCOTICS	WC	D	06/11/2007	30	0	30
2007-18	KLAUSNER	WARREN	NARCOTICS	WC	D	06/13/2007	30	0	30
2007-19	OTERO	KEENEY	NARCOTICS	WC	D	06/14/2007	30	0	30
2007-20	OTERO	KEENEY	NARCOTICS	WC	D	06/14/2007	30	0	30
2007-21	OTERO	KEENEY	NARCOTICS	WC	D	07/02/2007	30	0	30
2007-22	KLAUSNER	WARREN	NARCOTICS	WC	D	07/03/2007	30	0	30

¹ The prosecuting official authorized the filing of the application under provisions of the state's statute. (See Table 1 for this state's statutory citation.)

² Type: WC = Cellular or Mobile Telephone (Wire), WS = Standard Telephone (Wire), WO = Other (Wire), OM = Microphone (Oral), OO = Other (Oral), ED = Digital Pager (Electronic), EE = Computer or E-Mail (Electronic), EF = Fax Machine (Electronic), EO = Other (Electronic).

³ Location: D = Portable Device, H = Personal Residence, B = Business, A = Public Area, O = Other Location, R = Roving (Relaxed Specification Order), N = Not Specified.

* The first four digits of the A.O. number represent the year in which the wiretap was terminated. Wiretaps that were terminated prior to 2007 were not reported previously because they were part of ongoing investigations.

TABLE A-1
UNITED STATES DISTRICT COURTS

CALENDAR YEAR 2007

**REPORT BY PROSECUTORS OF COURT-AUTHORIZED INTERCEPTS OF WIRE, ORAL, OR ELECTRONIC COMMUNICATIONS
PURSUANT TO 18 U.S.C. 2519**

A.O. Number *	Number of Days in Operation ⁴	Average Inter- cepts per Day	Number of ⁵			Costs		Number of					
			Persons Inter- cepted	Intercepts	Incrim- inating Intercepts	Total Cost in \$	Other Than Manpower in \$	Arrests	Trials	Motions to Suppress Intercepts ⁶			Persons Con- victed
										G	D	P	
ARIZONA (CONTINUED)													
2006-24	NI	-	-	-	-	-	-	-	-	-	-	-	-
2006-25	30	86	30	2,586	478	21,800	1,800	RELATED TO NO. 2007-3					
ARKANSAS, EASTERN													
2006-2	30	175	178	5,248	511	79,991	4,300	3	-	-	-	-	-
2006-3	10	93	13	931	30	14,339	2,200	-	-	-	-	-	-
2006-4	10	70	22	696	14	19,539	2,500	-	-	-	-	-	-
CALIFORNIA, CENTRAL													
2007-1	120	25	49	3,000	2,040	104,212	10,400	-	-	-	-	-	-
2007-2	84	81	450	6,817	922	RELATED TO NO. 2007-3		-	-	-	-	-	-
2007-3	59	70	220	4,108	349	176,843	19,174	-	-	-	-	-	-
2007-4	30	7	20	204	119	25,753	2,300	-	-	-	-	-	-
2007-5	30	10	20	300	210	25,753	2,300	-	-	-	-	-	-
2007-6	60	5	7	279	20	184,365	8,500	-	-	-	-	-	-
2007-7	90	3	15	311	73	219,000	-	6	-	-	-	-	-
2007-8	30	166	98	4,974	434	89,954	1,420	8	-	-	-	-	1
2007-9	30	1	2	38	4	RELATED TO NO. 2007-6		-	-	-	-	-	-
2007-10	30	-	1	14	1	RELATED TO NO. 2007-7		RELATED TO NO. 2007-7					
2007-11	30	17	50	500	420	26,053	2,600	2	-	-	-	-	-
2007-12	30	59	18	1,762	306	172,685	3,100	-	-	-	-	-	-
2007-13	30	86	25	2,578	229	RELATED TO NO. 2007-7		RELATED TO NO. 2007-7					
2007-14	10	121	201	1,206	186	6,159	2,365	5	-	-	1	-	4
2007-15	90	4	51	400	109	62,835	8,100	-	-	-	-	-	-
2007-16	28	46	6	1,279	45	1,500	1,500	-	-	-	-	-	-
2007-17	15	2	4	25	18	13,976	3,000	1	-	-	-	-	-
2007-18	30	40	2	1,202	53	172,185	2,600	-	-	-	-	-	-
2007-19	30	4	4	109	22	RELATED TO NO. 2007-7		RELATED TO NO. 2007-7					
2007-20	30	44	30	1,335	369	RELATED TO NO. 2007-7		RELATED TO NO. 2007-7					
2007-21	15	5	5	73	8	RELATED TO NO. 2007-7		RELATED TO NO. 2007-7					
2007-22	30	116	162	3,488	94	16,031	2,365	3	-	-	-	-	2

⁴ NI indicates never installed. I indicates installed but never used. NP indicates no prosecutor's report.

⁵ NR indicates not reported or could not be determined.

⁶ Motions: G = Granted, D = Denied, P = Pending.

* The first four digits of the A.O. number represent the year in which the wiretap was terminated. Wiretaps that were terminated prior to 2007 were not reported previously because they were part of ongoing investigations.

TABLE A-1
UNITED STATES DISTRICT COURTS

CALENDAR YEAR 2007

**REPORT BY JUDGES OF COURT-AUTHORIZED INTERCEPTS OF WIRE, ORAL, OR ELECTRONIC COMMUNICATIONS
PURSUANT TO 18 U.S.C. 2519**

A.O. Number *	Authorizing Official		Offense Specified	Intercept		Date of Application	Authorized Length		
	Judge	Attorney General ¹		Type ²	Location ³		Original Order (Days)	Number of Extensions	Total Length (Days)
CALIFORNIA, CENTRAL (CONTINUED)									
2007-23	SCHIAVELLI	WARREN	NARCOTICS	WC	D	07/13/2007	30	0	30
2007-24	CARNEY	SWARTZ	NARCOTICS	WC	D	07/13/2007	30	1	60
2007-25	OTERO	SWARTZ	NARCOTICS	WC	D	07/13/2007	30	0	30
2007-26	OTERO	SABIN	NARCOTICS	WC	D	07/23/2007	30	0	30
2007-27	FEESS	SABIN	NARCOTICS	WC	D	07/23/2007	30	0	30
2007-28	COLLINS	KEENEY	NARCOTICS	WC	D	08/06/2007	30	1	60
2007-29	OTERO	SWARTZ	NARCOTICS	WC	D	08/30/2007	30	1	60
2007-30	SNYDER	KEENEY	NARCOTICS	WC	D	09/07/2007	30	0	30
2006-22	ANDERSON	SWARTZ	NARCOTICS	WC	D	03/31/2006	30	0	30
2006-23	FISCHER	WARREN	NARCOTICS	WC	D	04/26/2006	30	0	30
2006-24	FISCHER	SABIN	NARCOTICS	WC	D	05/31/2006	30	0	30
2006-25	ANDERSON	SWARTZ	NARCOTICS	WC	D	06/01/2006	30	0	30
2006-26	SNYDER	SWARTZ	NARCOTICS	WC	D	07/21/2006	30	0	30
2006-27	SNYDER	WARREN	NARCOTICS	WC	D	08/15/2006	30	1	60
2006-28	FISCHER	KEENEY	NARCOTICS	WC	D	09/06/2006	30	0	30
2006-29	COOPER	KEENEY	NARCOTICS	WC	D	11/03/2006	30	0	30
CALIFORNIA, EASTERN									
2007-1	SHUBB	SABIN	NARCOTICS	WC	D	03/19/2007	30	0	30
2007-2	DAMRELL	WARREN	FIREARMS	WS,WC	H,D	03/26/2007	30	2	90
2007-3	SHUBB	SWARTZ	NARCOTICS	WC	D	04/10/2007	30	0	30
2007-4	SHUBB	MANDELKER	NARCOTICS	WC	D	04/30/2007	30	0	30
2007-5	DAMRELL	SWARTZ	FIREARMS	WC	D	05/09/2007	30	0	30
2007-6	ISHII	WARREN	NARCOTICS	WC	D	05/16/2007	30	0	30
2007-7	O'NEIL	SWARTZ	NARCOTICS	WC	D	06/19/2007	30	2	90
2007-8	GARCIA	SABIN	RACKETEERING	WC	D	07/12/2007	30	0	30
2007-9	O'NEIL	ROTH	NARCOTICS	WC	D	09/06/2007	30	0	30
CALIFORNIA, NORTHERN									
2006-7	ILLSTON	SWARTZ	NARCOTICS	WC	D	11/22/2006	30	0	30

¹ The prosecuting official authorized the filing of the application under provisions of the state's statute. (See Table 1 for this state's statutory citation.)

² Type: WC = Cellular or Mobile Telephone (Wire), WS = Standard Telephone (Wire), WO = Other (Wire), OM = Microphone (Oral), OO = Other (Oral), ED = Digital Pager (Electronic), EE = Computer or E-Mail (Electronic), EF = Fax Machine (Electronic), EO = Other (Electronic).

³ Location: D = Portable Device, H = Personal Residence, B = Business, A = Public Area, O = Other Location, R = Roving (Relaxed Specification Order), N = Not Specified.

* The first four digits of the A.O. number represent the year in which the wiretap was terminated. Wiretaps that were terminated prior to 2007 were not reported previously because they were part of ongoing investigations.

TABLE A-1
UNITED STATES DISTRICT COURTS

CALENDAR YEAR 2007

**REPORT BY PROSECUTORS OF COURT-AUTHORIZED INTERCEPTS OF WIRE, ORAL, OR ELECTRONIC COMMUNICATIONS
PURSUANT TO 18 U.S.C. 2519**

A.O. Number *	Number of Days in Operation ⁴	Average Intercepts per Day	Number of ⁵			Costs		Number of					
			Persons Intercepted	Intercepts	Incriminating Intercepts	Total Cost in \$	Other Than Manpower in \$	Arrests	Trials	Motions to Suppress Intercepts ⁶			Persons Convicted
										G	D	P	
CALIFORNIA, CENTRAL(CONTINUED)													
2007-23	30	23	26	694	132	36,823	7,800	11	-	-	-	-	-
2007-24	60	8	15	450	342	104,412	10,600	-	-	-	-	-	-
2007-25	30	166	98	4,974	434	89,953	1,420	8	-	-	-	-	-
2007-26	30	19	30	582	138	RELATED TO NO. 2007-7		RELATED TO NO. 2007-7					
2007-27	30	32	90	948	110	15,000	700	2	-	-	-	-	2
2007-28	60	18	25	1,082	360	94,630	5,200	-	-	-	-	-	-
2007-29	60	16	30	933	249	RELATED TO NO. 2007-7		RELATED TO NO. 2007-7					
2007-30	19	63	20	1,200	31	35,518	14,518	-	-	-	-	-	-
2006-22	30	425	102	12,743	693	17,045	-	-	-	-	-	-	-
2006-23	30	112	3,344	3,361	3,321	23,600	2,000	3	-	-	-	-	-
2006-24	30	107	3,220	3,220	3,127	23,600	2,000	-	-	-	-	-	-
2006-25	30	60	50	1,788	187	17,045	-	-	-	-	-	-	-
2006-26	30	15	5	452	42	40,700	700	-	-	-	-	-	-
2006-27	60	52	80	3,100	1,743	38,838	3,100	2	-	-	-	-	-
2006-28	30	3	43	94	7	23,600	2,000	-	-	-	-	-	-
2006-29	30	119	94	3,584	2,150	99,742	5,000	3	-	-	-	-	-
CALIFORNIA, EASTERN													
2007-1	20	212	440	4,236	459	RELATED TO NO. 2007-4		-	-	-	-	-	-
2007-2	69	21	306	1,428	203	61,280	5,000	11	-	-	-	-	-
2007-3	21	10	16	213	67	RELATED TO NO. 2007-4		-	-	-	-	-	-
2007-4	30	83	146	2,488	599	183,486	4,500	-	-	-	-	-	-
2007-5	27	84	246	2,273	90	61,280	5,000	RELATED TO NO. 2007-2					
2007-6	30	197	525	5,900	908	64,324	1,968	-	-	-	-	-	-
2007-7	90	23	101	2,031	904	288,419	20,500	7	-	-	-	-	-
2007-8	30	42	55	1,258	77	79,779	6,635	-	-	-	-	-	-
2007-9	28	61	76	1,700	420	136,962	5,000	RELATED TO NO. 2007-7					
CALIFORNIA, NORTHERN													
2006-7	28	27	10	762	300	43,470	3,000	-	-	-	-	-	-

⁴ NI indicates never installed. I indicates installed but never used. NP indicates no prosecutor's report.

⁵ NR indicates not reported or could not be determined.

⁶ Motions: G = Granted, D = Denied, P = Pending.

* The first four digits of the A.O. number represent the year in which the wiretap was terminated. Wiretaps that were terminated prior to 2007 were not reported previously because they were part of ongoing investigations.

TABLE A-1
UNITED STATES DISTRICT COURTS

CALENDAR YEAR 2007

**REPORT BY JUDGES OF COURT-AUTHORIZED INTERCEPTS OF WIRE, ORAL, OR ELECTRONIC COMMUNICATIONS
PURSUANT TO 18 U.S.C. 2519**

A.O. Number *	Authorizing Official		Offense Specified	Intercept		Date of Application	Authorized Length		
	Judge	Attorney General ¹		Type ²	Location ³		Original Order (Days)	Number of Extensions	Total Length (Days)
CALIFORNIA, SOUTHERN									
2007-1	WHELAN	SABIN	NARCOTICS	WC	D	09/01/2006	30	3	120
2007-2	BURNS	MANDELKER	NARCOTICS	WC	D	01/09/2007	30	0	30
2007-3	BURNS	WARREN	NARCOTICS	WC	D	01/18/2007	30	0	30
2007-4	SABRAW	SABIN	NARCOTICS	WC	D	02/07/2007	30	0	30
2007-5	LORENZ	KEENEY	NARCOTICS	WC	D	03/09/2007	30	2	90
2007-6	SABRAW	SWARTZ	NARCOTICS	WC	D	03/16/2007	30	1	60
2007-7	BENITEZ	KEENEY	NARCOTICS	WC	D	04/26/2007	30	2	90
2007-8	HAYES	SABIN	NARCOTICS	WC	D	07/13/2007	30	0	30
2007-9	BURNS	KEENEY	NARCOTICS	WC	D	08/23/2007	30	0	30
2006-11	SABRAW	BIANCO	NARCOTICS	WC	D	10/03/2005	30	5	180
2006-12	SABRAW	SWARTZ	NARCOTICS	WC	D	11/22/2005	30	3	120
2006-13	SABRAW	WARREN	NARCOTICS	WC	D	12/20/2005	30	2	90
2006-14	SABRAW	KEENEY	NARCOTICS	WC	D	02/21/2006	30	0	30
2006-15	SABRAW	WARREN	RACKETEERING	WC	D	03/27/2006	30	3	120
2005-24	GONZALEZ	WARREN	NARCOTICS	WC	D	07/26/2005	30	1	60
2005-25	SABRAW	PARSKY	NARCOTICS	WC	D	09/06/2005	30	3	120
2002-12	HUFF	SWARTZ	RACKETEERING	OM	B	03/20/2002	30	0	30
2002-13	HUFF	WARREN	RACKETEERING	OM	B	05/07/2002	30	0	30
2002-14	HUFF	KEENEY	RACKETEERING	OM	B	09/09/2002	30	0	30
2001-25	HUFF	KEENEY	NARCOTICS	WS	H	05/02/2001	30	2	90
2001-26	HUFF	KEENEY	RACKETEERING	OM	B	10/30/2001	30	0	30
COLORADO									
2007-1	KANE	WARREN	NARCOTICS	WC	D	06/29/2006	30	7	240
2007-2	WEINSHIENK	WARREN	NARCOTICS	WC	D	12/04/2006	30	0	30
2007-3	KANE	SWARTZ	NARCOTICS	WC	D	12/11/2006	30	3	120
2007-4	KANE	SABIN	NARCOTICS	WC	D	01/25/2007	30	3	120
2007-5	WEINSHIENK	SABIN	NARCOTICS	WC	D	01/09/2007	30	0	30
2007-6	KANE	SWARTZ	NARCOTICS	WC	D	02/01/2007	30	0	30
2007-7	KANE	SWARTZ	NARCOTICS	WC	D	02/15/2007	30	2	90

¹ The prosecuting official authorized the filing of the application under provisions of the state's statute. (See Table 1 for this state's statutory citation.)

² Type: WC = Cellular or Mobile Telephone (Wire), WS = Standard Telephone (Wire), WO = Other (Wire), OM = Microphone (Oral), OO = Other (Oral), ED = Digital Pager (Electronic), EE = Computer or E-Mail (Electronic), EF = Fax Machine (Electronic), EO = Other (Electronic).

³ Location: D = Portable Device, H = Personal Residence, B = Business, A = Public Area, O = Other Location, R = Roving (Relaxed Specification Order), N = Not Specified.

* The first four digits of the A.O. number represent the year in which the wiretap was terminated. Wiretaps that were terminated prior to 2007 were not reported previously because they were part of ongoing investigations.

TABLE A-1
UNITED STATES DISTRICT COURTS

CALENDAR YEAR 2007

**REPORT BY PROSECUTORS OF COURT-AUTHORIZED INTERCEPTS OF WIRE, ORAL, OR ELECTRONIC COMMUNICATIONS
PURSUANT TO 18 U.S.C. 2519**

A.O. Number *	Number of Days in Operation ⁴	Average Intercepts per Day	Number of ⁵			Costs		Number of					
			Persons Intercepted	Intercepts	Incriminating Intercepts	Total Cost in \$	Other Than Manpower in \$	Arrests	Trials	Motions to Suppress Intercepts ⁶			Persons Convicted
										G	D	P	
CALIFORNIA, SOUTHERN													
2007-1	116	208	223	24,084	1,689	115,600	15,600	10	-	-	-	-	-
2007-2	30	117	81	3,504	249	9,802	2,200	3	-	-	-	-	-
2007-3	30	30	73	910	184	14,426	1,500	1	-	-	-	-	-
2007-4	30	125	75	3,750	378	32,266	1,400	-	-	-	-	-	-
2007-5	61	-	1	2	2	10,800	-	-	-	-	-	-	-
2007-6	44	158	135	6,968	778	110,025	10,025	8	-	-	-	-	-
2007-7	61	76	255	4,612	1,574	85,471	4,471	11	-	-	-	-	-
2007-8	30	70	50	2,092	118	20,285	2,000	-	-	-	-	-	-
2007-9	16	128	20	2,049	108	20,912	2,000	-	-	-	-	-	-
2006-11	163	64	41	10,441	2,356	924,206	84,712	21	-	-	-	-	-
2006-12	113	23	24	2,549	403	RELATED TO NO. 2006-11		RELATED TO NO. 2006-11					
2006-13	85	108	2,180	9,182	32	RELATED TO NO. 2006-11		RELATED TO NO. 2006-11					
2006-14	23	15	8	347	49	RELATED TO NO. 2006-11		RELATED TO NO. 2006-11					
2006-15	119	78	219	9,285	1,064	357,547	11,400	15	2	-	-	-	-
2005-24	55	25	59	1,376	132	79,571	1,175	8	-	-	1	-	2
2005-25	97	40	74	3,868	804	RELATED TO NO. 2006-11		RELATED TO NO. 2006-11					
2002-12	I	-	-	-	-	1,953	-	-	-	-	-	-	-
2002-13	I	-	-	-	-	2,627	200	-	-	-	-	-	-
2002-14	1	2	5	2	-	1,937	-	-	-	-	-	-	-
2001-25	90	60	386	5,430	1,169	115,238	817	-	-	-	-	-	-
2001-26	1	NR	2	NR	NR	8,961	-	-	-	-	-	-	-
COLORADO													
2007-1	233	107	364	24,906	3,148	RELATED TO NO. 2007-4		-	-	-	-	-	-
2007-2	30	73	69	2,201	630	RELATED TO NO. 2007-4		-	-	-	-	-	-
2007-3	111	106	261	11,718	2,407	RELATED TO NO. 2007-4		-	-	-	-	-	-
2007-4	92	119	197	10,991	848	1,201,942	150,000	65	-	-	-	-	-
2007-5	30	15	35	456	29	RELATED TO NO. 2007-4		RELATED TO NO. 2007-4					
2007-6	18	113	65	2,029	338	RELATED TO NO. 2007-4		RELATED TO NO. 2007-4					
2007-7	71	266	209	18,920	1,952	RELATED TO NO. 2007-4		RELATED TO NO. 2007-4					

⁴ NI indicates never installed. I indicates installed but never used. NP indicates no prosecutor's report.

⁵ NR indicates not reported or could not be determined.

⁶ Motions: G = Granted, D = Denied, P = Pending.

* The first four digits of the A.O. number represent the year in which the wiretap was terminated. Wiretaps that were terminated prior to 2007 were not reported previously because they were part of ongoing investigations.

TABLE A-1
UNITED STATES DISTRICT COURTS

CALENDAR YEAR 2007

**REPORT BY JUDGES OF COURT-AUTHORIZED INTERCEPTS OF WIRE, ORAL, OR ELECTRONIC COMMUNICATIONS
PURSUANT TO 18 U.S.C. 2519**

A.O. Number *	Authorizing Official		Offense Specified	Intercept		Date of Application	Authorized Length		
	Judge	Attorney General ¹		Type ²	Location ³		Original Order (Days)	Number of Extensions	Total Length (Days)
COLORADO (CONTINUED)									
2007-8	KANE	KEENEY	NARCOTICS	WC	D	03/13/2007	30	0	30
2007-9	KANE	SWARTZ	NARCOTICS	WC	D	03/30/2007	30	0	30
2007-10	KANE	WARREN	NARCOTICS	WC	D	04/04/2007	30	0	30
2007-11	KANE	WARREN	NARCOTICS	WC	D	04/09/2007	30	1	60
2007-12	WEINSHIENK	WARREN	NARCOTICS	WC	D	05/10/2007	30	1	60
2007-13	WEINSHIENK	SABIN	NARCOTICS	WC	D	06/12/2007	30	1	60
2007-14	KANE	SABIN	NARCOTICS	WC	D	06/27/2007	30	0	30
2007-15	KANE	WARREN	NARCOTICS	WC	D	07/12/2007	30	0	30
2007-16	WEINSHIENK	KEENEY	NARCOTICS	WC	D	07/25/2007	30	0	30
2007-17	WEINSHIENK	KEENEY	NARCOTICS	WC	D	08/24/2007	30	2	90
2006-10	KANE	KEENEY	NARCOTICS	WC	D	05/02/2006	30	0	30
2006-11	WEINSHIENK	WARREN	NARCOTICS	WC	D	05/23/2006	30	3	120
2006-12	WEINSHIENK	KEENEY	NARCOTICS	WC	D	06/15/2006	30	0	30
2006-13	WEINSHIENK	SWARTZ	NARCOTICS	WC	D	06/23/2006	30	4	150
2006-14	WEINSHIENK	KEENEY	NARCOTICS	WC	D	07/25/2006	30	0	30
2006-15	KANE	SABIN	NARCOTICS	WC	D	08/01/2006	30	0	30
2006-16	WEINSHIENK	WARREN	NARCOTICS	WC	D	08/22/2006	30	2	90
2006-17	KANE	KEENEY	NARCOTICS	WC	D	09/08/2006	30	0	30
2006-18	KANE	WARREN	NARCOTICS	WC	D	09/20/2006	30	0	30
2006-19	KANE	SABIN	NARCOTICS	WC	D	10/05/2006	30	0	30
2006-20	KANE	WARREN	NARCOTICS	WC	D	10/11/2006	30	0	30
2006-21	WEINSHIENK	KEENEY	NARCOTICS	WC	D	10/13/2006	30	1	60
2006-22	WEINSHIENK	KEENEY	NARCOTICS	WC	D	10/27/2006	30	0	30
2006-23	KANE	MANDELKER	NARCOTICS	WC	D	11/08/2006	30	0	30
CONNECTICUT									
2007-1	THOMPSON	WARREN	NARCOTICS	WC	D	10/12/2006	30	5	180
2007-2	THOMPSON	KEENEY	NARCOTICS	WC	D	12/08/2006	30	2	90
2007-3	THOMPSON	SABIN	NARCOTICS	WC	D	02/01/2007	30	1	60
2007-4	THOMPSON	KEENEY	NARCOTICS	WC	D	03/02/2007	30	0	30

¹ The prosecuting official authorized the filing of the application under provisions of the state's statute. (See Table 1 for this state's statutory citation.)

² Type: WC = Cellular or Mobile Telephone (Wire), WS = Standard Telephone (Wire), WO = Other (Wire), OM = Microphone (Oral), OO = Other (Oral), ED = Digital Pager (Electronic), EE = Computer or E-Mail (Electronic), EF = Fax Machine (Electronic), EO = Other (Electronic).

³ Location: D = Portable Device, H = Personal Residence, B = Business, A = Public Area, O = Other Location, R = Roving (Relaxed Specification Order), N = Not Specified.

* The first four digits of the A.O. number represent the year in which the wiretap was terminated. Wiretaps that were terminated prior to 2007 were not reported previously because they were part of ongoing investigations.

TABLE A-1
UNITED STATES DISTRICT COURTS

CALENDAR YEAR 2007

**REPORT BY PROSECUTORS OF COURT-AUTHORIZED INTERCEPTS OF WIRE, ORAL, OR ELECTRONIC COMMUNICATIONS
PURSUANT TO 18 U.S.C. 2519**

A.O. Number *	Number of Days in Operation ⁴	Average Intercepts per Day	Number of ⁵			Costs		Number of					
			Persons Intercepted	Intercepts	Incriminating Intercepts	Total Cost in \$	Other Than Manpower in \$	Arrests	Trials	Motions to Suppress Intercepts ⁶			Persons Convicted
										G	D	P	
COLORADO (CONTINUED)													
2007-8	30	107	98	3,208	412	RELATED TO NO. 2007-4		RELATED TO NO. 2007-4					
2007-9	28	95	194	2,663	268	RELATED TO NO. 2007-4		RELATED TO NO. 2007-4					
2007-10	23	117	110	2,683	273	RELATED TO NO. 2007-4		RELATED TO NO. 2007-4					
2007-11	60	77	43	4,646	751	95,446	5,500	-	-	-	-	-	-
2007-12	42	52	30	2,195	169	32,000	5,000	2	-	-	-	-	-
2007-13	60	114	1	6,849	296	33,600	-	1	-	-	-	-	-
2007-14	30	158	36	4,735	178	130,528	25,892	-	-	-	-	-	-
2007-15	30	190	38	5,713	303	47,723	2,750	-	-	-	-	-	-
2007-16	30	77	1	2,298	394	17,120	-	-	-	-	-	-	-
2007-17	80	57	1	4,574	696	50,400	-	2	-	-	-	-	-
2006-10	30	95	150	2,844	664	RELATED TO NO. 2007-4		RELATED TO NO. 2007-4					
2006-11	114	176	649	20,107	2,326	RELATED TO NO. 2007-4		RELATED TO NO. 2007-4					
2006-12	30	2	13	70	3	RELATED TO NO. 2007-4		RELATED TO NO. 2007-4					
2006-13	122	261	412	31,892	2,354	RELATED TO NO. 2007-4		RELATED TO NO. 2007-4					
2006-14	9	NR	NR	NR	NR	RELATED TO NO. 2007-4		RELATED TO NO. 2007-4					
2006-15	30	243	103	7,279	506	RELATED TO NO. 2007-4		RELATED TO NO. 2007-4					
2006-16	86	4	32	341	10	RELATED TO NO. 2007-4		RELATED TO NO. 2007-4					
2006-17	13	31	13	401	75	RELATED TO NO. 2007-4		RELATED TO NO. 2007-4					
2006-18	30	2	4	55	-	RELATED TO NO. 2007-4		RELATED TO NO. 2007-4					
2006-19	30	54	80	1,612	241	RELATED TO NO. 2007-4		RELATED TO NO. 2007-4					
2006-20	6	136	31	817	16	RELATED TO NO. 2007-4		RELATED TO NO. 2007-4					
2006-21	58	158	225	9,141	1,072	RELATED TO NO. 2007-4		RELATED TO NO. 2007-4					
2006-22	30	16	54	475	39	RELATED TO NO. 2007-4		RELATED TO NO. 2007-4					
2006-23	29	97	88	2,820	30	RELATED TO NO. 2007-4		RELATED TO NO. 2007-4					
CONNECTICUT													
2007-1	180	40	30	7,247	1,901	186,175	44,271	5	-	-	-	-	3
2007-2	67	51	10	3,424	523	88,752	20,912	5	-	-	-	-	3
2007-3	55	62	354	3,427	1,532	90,344	3,720	25	-	-	-	1	9
2007-4	14	7	3	93	1	2,412	564	-	-	-	-	-	-

⁴ NI indicates never installed. I indicates installed but never used. NP indicates no prosecutor's report.

⁵ NR indicates not reported or could not be determined.

⁶ Motions: G = Granted, D = Denied, P = Pending.

* The first four digits of the A.O. number represent the year in which the wiretap was terminated. Wiretaps that were terminated prior to 2007 were not reported previously because they were part of ongoing investigations.

TABLE A-1
UNITED STATES DISTRICT COURTS

CALENDAR YEAR 2007

**REPORT BY JUDGES OF COURT-AUTHORIZED INTERCEPTS OF WIRE, ORAL, OR ELECTRONIC COMMUNICATIONS
PURSUANT TO 18 U.S.C. 2519**

A.O. Number *	Authorizing Official		Offense Specified	Intercept		Date of Application	Authorized Length		
	Judge	Attorney General ¹		Type ²	Location ³		Original Order (Days)	Number of Extensions	Total Length (Days)
CONNECTICUT (CONTINUED)									
2007-5	CHATIGNY	WARREN	NARCOTICS	WC	D	04/05/2007	30	0	30
2006-3	DRONEY	KEENEY	NARCOTICS	WC	D	04/10/2006	30	1	60
2006-4	UNDERHILL	KEENEY	NARCOTICS	WC	D	04/21/2006	30	0	30
2006-5	DRONEY	WARREN	NARCOTICS	WC	D	04/25/2006	30	2	90
2006-6	UNDERHILL	KEENEY	NARCOTICS	WC	D	05/26/2006	30	2	90
2006-7	DRONEY	KEENEY	NARCOTICS	WC	D	06/16/2006	30	3	120
2006-8	UNDERHILL	KEENEY	NARCOTICS	WC	D	07/26/2006	30	0	30
2006-9	DRONEY	SABIN	NARCOTICS	WC	D	08/26/2006	30	0	30
2006-10	CHATIGNY	SABIN	NARCOTICS	WC	D	10/06/2006	30	0	30
2006-11	HALL	WARREN	NARCOTICS	WC	D	11/06/2006	30	0	30
2006-12	CHATIGNY	KEENEY	NARCOTICS	WC	D	11/08/2006	30	0	30
FLORIDA, MIDDLE									
2007-1	COVINGTON	SWARTZ	NARCOTICS	WC	D	01/24/2007	30	1	60
2007-2	STEELE	KEENEY	NARCOTICS	WC	D	08/01/2007	30	2	90
2006-3	CONWAY	WARREN	NARCOTICS	WC	D	02/14/2006	30	0	30
2006-4	CONWAY	KEENEY	NARCOTICS	WC	D	05/05/2006	30	0	30
2006-5	CONWAY	KEENEY	NARCOTICS	WC	D	06/22/2006	30	1	60
2006-6	CONWAY	WARREN	NARCOTICS	WC	D	06/30/2006	30	0	30
2006-7	LAZZARA	KEENEY	NARCOTICS	WC	D	07/10/2006	30	2	90
2006-8	CONWAY	KEENEY	NARCOTICS	WC	D	07/28/2006	30	0	30
2006-9	LAZZARA	WARREN	NARCOTICS	WC	D	08/14/2006	30	0	30
2006-10	SHARP	WARREN	NARCOTICS	WC	D	09/11/2006	30	1	60
2006-11	LAZZARA	WARREN	NARCOTICS	WC	D	09/11/2006	30	1	60
2006-12	PRESNELL	KEENEY	NARCOTICS	WC	D	09/18/2006	30	0	30
2006-13	CONWAY	WARREN	NARCOTICS	WC	D	09/22/2006	30	0	30
2006-14	CONWAY	WARREN	NARCOTICS	WC	D	10/23/2006	30	1	60
FLORIDA, SOUTHERN									
2007-1	MARTINEZ	WARREN	NARCOTICS	WC	D	10/19/2006	30	2	90
2007-2	MARTINEZ	KEENEY	NARCOTICS	WC	D	11/17/2006	30	1	60

¹ The prosecuting official authorized the filing of the application under provisions of the state's statute. (See Table 1 for this state's statutory citation.)

² Type: WC = Cellular or Mobile Telephone (Wire), WS = Standard Telephone (Wire), WO = Other (Wire), OM = Microphone (Oral), OO = Other (Oral), ED = Digital Pager (Electronic), EE = Computer or E-Mail (Electronic), EF = Fax Machine (Electronic), EO = Other (Electronic).

³ Location: D = Portable Device, H = Personal Residence, B = Business, A = Public Area, O = Other Location, R = Roving (Relaxed Specification Order), N = Not Specified.

* The first four digits of the A.O. number represent the year in which the wiretap was terminated. Wiretaps that were terminated prior to 2007 were not reported previously because they were part of ongoing investigations.

TABLE A-1
UNITED STATES DISTRICT COURTS

CALENDAR YEAR 2007

**REPORT BY PROSECUTORS OF COURT-AUTHORIZED INTERCEPTS OF WIRE, ORAL, OR ELECTRONIC COMMUNICATIONS
PURSUANT TO 18 U.S.C. 2519**

A.O. Number *	Number of Days in Operation ⁴	Average Inter- cepts per Day	Number of ⁵			Costs		Number of					
			Persons Inter- cepted	Intercepts	Incrim- inating Intercepts	Total Cost in \$	Other Than Manpower in \$	Arrests	Trials	Motions to Suppress Intercepts ⁶			Persons Con- victed
										G	D	P	
CONNECTICUT (CONTINUED)													
2007-5	30	20	26	602	133	33,000	3,000	15	-	-	-	-	-
2006-3	60	181	350	10,831	2,596	52,823	3,480	-	-	-	-	-	-
2006-4	25	28	34	696	105	31,629	2,650	-	-	-	-	-	-
2006-5	90	145	274	13,061	3,979	45,158	1,140	-	-	-	-	-	-
2006-6	88	21	31	1,867	375	43,270	3,020	-	-	-	-	-	-
2006-7	111	88	202	9,804	2,072	87,837	5,110	65	-	-	-	-	-
2006-8	28	27	29	768	55	19,394	800	17	-	-	-	-	7
2006-9	30	62	30	1,871	402	18,742	2,145	62	-	-	-	-	55
2006-10	30	37	35	1,109	158	42,500	4,500	-	-	-	-	-	-
2006-11	5	18	7	90	30	25,200	3,200	6	-	-	-	-	-
2006-12	30	3	7	104	16	244,007	6,550	-	-	-	-	-	-
FLORIDA, MIDDLE													
2007-1	49	10	15	508	29	38,400	-	8	-	-	-	-	2
2007-2	68	198	62	13,489	653	208,091	5,240	1	-	-	-	-	-
2006-3	30	30	4	913	114	153,800	5,000	3	-	-	-	-	-
2006-4	30	137	609	4,106	356	56,000	-	-	-	-	-	-	-
2006-5	60	47	609	2,796	220	84,000	-	-	-	-	-	-	-
2006-6	30	138	609	4,129	304	56,000	-	-	-	-	-	-	-
2006-7	90	61	241	5,530	1,340	108,724	40,000	-	-	-	-	-	-
2006-8	30	102	609	3,060	42	56,000	-	-	-	-	-	-	-
2006-9	6	-	-	-	-	-	-	-	-	-	-	-	-
2006-10	58	27	8	1,585	30	22,400	5,000	4	-	-	-	-	-
2006-11	40	111	69	4,437	164	33,436	17,500	-	-	-	-	-	-
2006-12	30	194	8	5,827	539	20,560	10,000	4	-	-	-	-	-
2006-13	30	8	609	239	33	56,000	-	-	-	-	-	-	-
2006-14	60	109	609	6,555	401	122,000	-	-	-	-	-	-	-
FLORIDA, SOUTHERN													
2007-1	90	95	493	8,586	567	161,943	7,200	8	-	-	-	-	8
2007-2	60	56	242	3,330	153	56,381	4,800	4	-	-	-	-	4

⁴ NI indicates never installed. I indicates installed but never used. NP indicates no prosecutor's report.

⁵ NR indicates not reported or could not be determined.

⁶ Motions: G = Granted, D = Denied, P = Pending.

* The first four digits of the A.O. number represent the year in which the wiretap was terminated. Wiretaps that were terminated prior to 2007 were not reported previously because they were part of ongoing investigations.

TABLE A-1
UNITED STATES DISTRICT COURTS

CALENDAR YEAR 2007

**REPORT BY JUDGES OF COURT-AUTHORIZED INTERCEPTS OF WIRE, ORAL, OR ELECTRONIC COMMUNICATIONS
PURSUANT TO 18 U.S.C. 2519**

A.O. Number *	Authorizing Official		Offense Specified	Intercept		Date of Application	Authorized Length		
	Judge	Attorney General ¹		Type ²	Location ³		Original Order (Days)	Number of Extensions	Total Length (Days)
FLORIDA, SOUTHERN (CONTINUED)									
2007-3	MARTINEZ	SABIN	NARCOTICS	WC	D	01/12/2007	30	0	30
2007-4	GRAHAM	SABIN	NARCOTICS	WC	D	02/22/2007	30	0	30
2007-5	ZLOCH	KEENEY	RACKETEERING	WC	D	02/27/2007	30	1	60
2007-6	DIMITROULEAS	WARREN	NARCOTICS	WC	D	03/05/2007	30	1	60
2007-7	DIMITROULEAS	WARREN	NARCOTICS	WC	D	04/04/2007	30	0	30
2007-8	GOLD	SWARTZ	NARCOTICS	WC	D	06/22/2007	30	0	30
2007-9	SEITZ	KEENEY	NARCOTICS	WC	D	07/23/2007	30	0	30
2007-10	SEITZ	KEENEY	NARCOTICS	WC	D	07/25/2007	30	1	60
2007-11	JORDAN	SABIN	NARCOTICS	WC	D	08/16/2007	30	0	30
2007-12	HUCK	SABIN	NARCOTICS	WC	D	09/11/2007	30	1	60
2007-13	HUCK	ROTH	NARCOTICS	WC	D	09/24/2007	30	1	60
2006-11	MORENO	KEENEY	NARCOTICS	WC	D	01/20/2006	30	1	60
2006-12	JORDAN	SABIN	NARCOTICS	WC	D	08/15/2006	30	1	60
2006-13	MARTINEZ	KEENEY	NARCOTICS	WC	D	10/19/2006	30	0	30
2006-14	MARTINEZ	KEENEY	NARCOTICS	WC	D	10/19/2006	30	1	60
GEORGIA, MIDDLE									
2007-1	LAND	KEENEY	NARCOTICS	WC	D	03/07/2007	30	0	30
2007-2	LAND	WARREN	NARCOTICS	WC	D	07/13/2007	30	0	30
GEORGIA, NORTHERN									
2007-1	PANNELL	SABIN	NARCOTICS	WC	D	12/28/2006	30	0	30
2007-2	MARTIN	KEENEY	NARCOTICS	WC	D	01/19/2007	30	0	30
2007-3	BATTEN	MANDELKER	NARCOTICS	WC	D	03/09/2007	30	0	30
2007-4	EVANS	WARREN	NARCOTICS	WC	D	04/04/2007	30	0	30
2007-5	EVANS	SABIN	NARCOTICS	WC	D	04/10/2007	30	0	30
2007-6	EVANS	WARREN	NARCOTICS	WC	D	04/24/2007	30	0	30
2007-7	EVANS	SABIN	NARCOTICS	WC	D	05/01/2007	30	0	30
2007-8	COOPER	SABIN	NARCOTICS	WC	D	06/19/2007	30	0	30
2007-9	COOPER	SABIN	NARCOTICS	WC	D	06/22/2007	30	0	30
2007-10	STORY	SABIN	NARCOTICS	WC	D	08/16/2007	30	0	30

¹ The prosecuting official authorized the filing of the application under provisions of the state's statute. (See Table 1 for this state's statutory citation.)

² Type: WC = Cellular or Mobile Telephone (Wire), WS = Standard Telephone (Wire), WO = Other (Wire), OM = Microphone (Oral), OO = Other (Oral), ED = Digital Pager (Electronic), EE = Computer or E-Mail (Electronic), EF = Fax Machine (Electronic), EO = Other (Electronic).

³ Location: D = Portable Device, H = Personal Residence, B = Business, A = Public Area, O = Other Location, R = Roving (Relaxed Specification Order), N = Not Specified.

* The first four digits of the A.O. number represent the year in which the wiretap was terminated. Wiretaps that were terminated prior to 2007 were not reported previously because they were part of ongoing investigations.

TABLE A-1
UNITED STATES DISTRICT COURTS

CALENDAR YEAR 2007

**REPORT BY PROSECUTORS OF COURT-AUTHORIZED INTERCEPTS OF WIRE, ORAL, OR ELECTRONIC COMMUNICATIONS
PURSUANT TO 18 U.S.C. 2519**

A.O. Number *	Number of Days in Oper- ation ⁴	Average Inter- cepts per Day	Number of ⁵			Costs		Number of					
			Persons Inter- cepted	Intercepts	Incrim- inating Intercepts	Total Cost in \$	Other Than Manpower in \$	Arrests	Trials	Motions to Suppress Intercepts ⁶			Persons Con- victed
										G	D	P	
FLORIDA, SOUTHERN (CONTINUED)													
2007-3	1	20	15	20	-	1,520	660	RELATED TO NO. 2007-2					
2007-4	9	56	10	501	-	9,787	-	-	-	-	-	-	-
2007-5	30	10	23	312	11	61,203	5,000	-	-	-	-	-	-
2007-6	60	28	15	1,708	660	60,406	10,000	13	-	-	-	-	12
2007-7	30	57	15	1,715	501	59,000	7,000	RELATED TO NO. 2007-6					
2007-8	30	109	135	3,265	376	2,200	-	-	-	-	-	-	-
2007-9	30	28	6	835	157	72,828	12,000	-	-	-	-	-	-
2007-10	60	7	26	419	102	236,340	6,000	20	-	-	-	-	-
2007-11	10	279	16	2,793	461	51,936	4,800	12	-	-	-	-	-
2007-12	60	71	104	4,233	1,003	56,283	5,000	-	-	-	-	-	-
2007-13	50	18	62	881	187	183,566	3,200	-	-	-	-	-	-
2006-11	46	15	12	703	177	236,340	6,000	11	-	-	-	-	8
2006-12	54	164	NR	8,854	711	186,176	3,200	-	-	-	-	-	-
2006-13	26	212	76	5,522	10	24,752	2,400	2	1	-	-	-	1
2006-14	60	80	173	4,784	280	58,381	6,800	RELATED TO NO. 2007-2					
GEORGIA, MIDDLE													
2007-1	30	143	56	4,296	45	44,435	2,200	-	-	-	-	-	-
2007-2	29	72	150	2,097	160	72,928	4,255	-	-	-	-	-	-
GEORGIA, NORTHERN													
2007-1	30	2	4	46	2	41,882	2,600	-	-	-	-	-	-
2007-2	30	5	3	164	9	71,871	3,500	-	-	-	-	-	-
2007-3	30	4	2	119	3	RELATED TO NO. 2007-2		-	-	-	-	-	-
2007-4	4	5	2	20	-	13,075	2,600	-	-	-	-	-	-
2007-5	30	-	1	12	-	RELATED TO NO. 2007-2		-	-	-	-	-	-
2007-6	30	167	15	5,001	502	83,764	5,200	-	-	-	-	-	-
2007-7	30	1	4	20	-	RELATED TO NO. 2007-2		-	-	-	-	-	-
2007-8	30	25	5	750	100	41,882	2,600	-	-	-	-	-	-
2007-9	15	1	1	20	-	23,005	1,400	-	-	-	-	-	-
2007-10	30	16	20	480	79	67,819	3,000	-	-	-	-	-	-

⁴ NI indicates never installed. I indicates installed but never used. NP indicates no prosecutor's report.

⁵ NR indicates not reported or could not be determined.

⁶ Motions: G = Granted, D = Denied, P = Pending.

* The first four digits of the A.O. number represent the year in which the wiretap was terminated. Wiretaps that were terminated prior to 2007 were not reported previously because they were part of ongoing investigations.

TABLE A-1
UNITED STATES DISTRICT COURTS

CALENDAR YEAR 2007

**REPORT BY JUDGES OF COURT-AUTHORIZED INTERCEPTS OF WIRE, ORAL, OR ELECTRONIC COMMUNICATIONS
PURSUANT TO 18 U.S.C. 2519**

A.O. Number *	Authorizing Official		Offense Specified	Intercept		Date of Application	Authorized Length		
	Judge	Attorney General ¹		Type ²	Location ³		Original Order (Days)	Number of Extensions	Total Length (Days)
GEORGIA, NORTHERN (CONTINUED)									
2007-11	PANNELL	KEENEY	NARCOTICS	WC	D	09/13/2007	30	1	60
2006-17	CAMP	WARREN	NARCOTICS	WC	D	06/29/2006	30	1	60
2006-18	THRASH	WARREN	NARCOTICS	WC	D	10/05/2006	30	0	30
2006-19	STORY	WARREN	NARCOTICS	WC	D	10/18/2006	30	0	30
2006-20	STORY	KEENEY	NARCOTICS	WC	D	11/09/2006	30	0	30
2006-21	EVANS	SWARTZ	NARCOTICS	WC	D	12/02/2006	30	0	30
2006-22	PANNELL	KEENEY	NARCOTICS	WC	D	12/02/2006	30	0	30
GEORGIA, SOUTHERN									
2007-1	EDENFIELD	KEENEY	NARCOTICS	WC	D	03/26/2007	30	1	60
HAWAII									
2007-1	MOLLWAY	MANDELKER	NARCOTICS	WC	D	12/11/2006	30	1	60
2007-2	MOLLWAY	SABIN	NARCOTICS	WC	D	01/10/2007	30	0	30
2007-3	EZRA	KEENEY	NARCOTICS	WC	D	02/13/2007	30	1	60
2007-4	EZRA	SABIN	NARCOTICS	WC	D	03/15/2007	30	1	60
2007-5	EZRA	SABIN	NARCOTICS	WC	D	04/13/2007	30	1	60
2007-6	KING	SWARTZ	NARCOTICS	WC	D	05/09/2007	30	0	30
2007-7	EZRA	SABIN	NARCOTICS	WC	D	05/15/2007	30	0	30
2007-8	SEABRIGHT	WARREN	NARCOTICS	WC	D	05/31/2007	30	1	60
2007-9	SEABRIGHT	SABIN	NARCOTICS	WS,WC	H,D	10/09/2007	30	0	30
ILLINOIS, NORTHERN									
2007-1	HOLDERMAN	WARREN	NARCOTICS	WC	D	12/11/2006	30	0	30
2007-2	HOLDERMAN	SABIN	FRAUD	WC	D	02/01/2007	30	2	90
2007-3	HOLDERMAN	KEENEY	NARCOTICS	WC	D	03/15/2007	30	0	30
2007-4	HOLDERMAN	KEENEY	NARCOTICS	WC	D	05/17/2007	30	1	60
2006-5	KOCORAS	WARREN	NARCOTICS	WC	D	12/08/2005	30	0	30
2006-6	KOCORAS	SWARTZ	NARCOTICS	WC	D	12/12/2005	30	0	30
2006-7	KOCORAS	KEENEY	NARCOTICS	WC	D	12/27/2005	30	2	90
2006-8	REINHART	WARREN	NARCOTICS	WC	D	01/09/2006	30	1	60
2006-9	KOCORAS	PARSKY	NARCOTICS	WC	D	02/16/2006	30	0	30

¹ The prosecuting official authorized the filing of the application under provisions of the state's statute. (See Table 1 for this state's statutory citation.)

² Type: WC = Cellular or Mobile Telephone (Wire), WS = Standard Telephone (Wire), WO = Other (Wire), OM = Microphone (Oral), OO = Other (Oral), ED = Digital Pager (Electronic), EE = Computer or E-Mail (Electronic), EF = Fax Machine (Electronic), EO = Other (Electronic).

³ Location: D = Portable Device, H = Personal Residence, B = Business, A = Public Area, O = Other Location, R = Roving (Relaxed Specification Order), N = Not Specified.

* The first four digits of the A.O. number represent the year in which the wiretap was terminated. Wiretaps that were terminated prior to 2007 were not reported previously because they were part of ongoing investigations.

TABLE A-1
UNITED STATES DISTRICT COURTS

CALENDAR YEAR 2007

**REPORT BY PROSECUTORS OF COURT-AUTHORIZED INTERCEPTS OF WIRE, ORAL, OR ELECTRONIC COMMUNICATIONS
PURSUANT TO 18 U.S.C. 2519**

A.O. Number *	Number of Days in Oper- ation ⁴	Average Inter- cepts per Day	Number of ⁵			Costs		Number of					
			Persons Inter- cepted	Intercepts	Incrim- inating Intercepts	Total Cost in \$	Other Than Manpower in \$	Arrests	Trials	Motions to Suppress Intercepts ⁶			Persons Con- victed
										G	D	P	
GEORGIA, NORTHERN (CONTINUED)													
2007-11	60	114	263	6,816	3,184	134,972	14,000	-	-	-	-	-	-
2006-17	60	20	22	1,200	309	140,242	3,500	1	-	-	-	-	-
2006-18	30	6	4	171	2	RELATED TO NO. 2007-2		-	-	-	-	-	-
2006-19	30	6	2	168	1	RELATED TO NO. 2007-2		-	-	-	-	-	-
2006-20	11	1	2	7	-	RELATED TO NO. 2007-2		-	-	-	-	-	-
2006-21	30	14	6	430	88	41,882	2,600	-	-	-	-	-	-
2006-22	30	2	4	46	2	41,882	2,600	13	-	-	-	-	-
GEORGIA, SOUTHERN													
2007-1	60	24	74	1,411	436	36,850	2,250	11	-	-	-	-	-
HAWAII													
2007-1	60	30	50	1,795	155	597,981	80,981	30	-	-	-	-	8
2007-2	15	1	NR	13	NR	114,200	1,400	-	-	-	-	-	-
2007-3	60	52	30	3,124	334	78,134	2,500	-	-	-	-	-	-
2007-4	54	73	32	3,940	387	70,570	2,500	-	-	-	-	-	-
2007-5	54	32	54	1,723	252	34,014	2,500	-	-	-	-	-	-
2007-6	27	17	15	460	95	12,224	2,500	-	-	-	-	-	-
2007-7	30	34	42	1,022	20	100,000	-	-	-	-	-	-	-
2007-8	50	123	42	6,139	273	276,096	60,000	20	-	-	-	-	-
2007-9	4	85	29	341	97	40,400	500	-	-	-	-	-	-
ILLINOIS, NORTHERN													
2007-1	24	1	3	13	-	24,078	1,000	-	-	-	-	-	-
2007-2	82	308	257	25,223	3,662	500,000	-	12	-	-	-	-	-
2007-3	30	35	15	1,053	142	14,700	700	1	-	-	-	-	-
2007-4	39	176	127	6,864	958	114,573	24,000	21	-	-	-	-	-
2006-5	30	4	12	116	31	10,421	900	-	-	-	-	-	-
2006-6	27	36	17	961	185	52,530	900	-	-	-	-	-	-
2006-7	90	8	10	703	115	149,868	2,700	4	-	-	-	-	3
2006-8	48	98	106	4,725	1,717	62,387	5,348	5	-	-	-	-	-
2006-9	30	30	33	889	210	60,331	900	-	-	-	-	-	-

⁴ NI indicates never installed. I indicates installed but never used. NP indicates no prosecutor's report.

⁵ NR indicates not reported or could not be determined.

⁶ Motions: G = Granted, D = Denied, P = Pending.

* The first four digits of the A.O. number represent the year in which the wiretap was terminated. Wiretaps that were terminated prior to 2007 were not reported previously because they were part of ongoing investigations.

TABLE A-1
UNITED STATES DISTRICT COURTS

CALENDAR YEAR 2007

**REPORT BY JUDGES OF COURT-AUTHORIZED INTERCEPTS OF WIRE, ORAL, OR ELECTRONIC COMMUNICATIONS
PURSUANT TO 18 U.S.C. 2519**

A.O. Number *	Authorizing Official		Offense Specified	Intercept		Date of Application	Authorized Length		
	Judge	Attorney General ¹		Type ²	Location ³		Original Order (Days)	Number of Extensions	Total Length (Days)
ILLINOIS, NORTHERN (CONTINUED)									
2006-10	KOCORAS	PARSKY	NARCOTICS	WC	D	03/02/2006	30	0	30
2006-11	HOLDERMAN	WARREN	NARCOTICS	WC	D	03/16/2006	30	0	30
2006-12	KOCORAS	SABIN	NARCOTICS	WC	D	05/04/2006	30	0	30
2006-13	HOLDERMAN	KEENEY	NARCOTICS	WC	D	07/20/2006	30	2	90
2006-14	HOLDERMAN	WARREN	NARCOTICS	WC	D	08/10/2006	30	0	30
2006-15	HOLDERMAN	WARREN	NARCOTICS	WC	D	09/05/2006	30	1	60
2006-16	HOLDERMAN	WARREN	NARCOTICS	WC	D	09/22/2006	30	1	60
2006-17	HOLDERMAN	WARREN	NARCOTICS	WC	D	11/02/2006	30	0	30
2006-18	HOLDERMAN	WARREN	NARCOTICS	WC	D	11/06/2006	30	0	30
2006-19	GUZMAN	WARREN	NARCOTICS	WC	D	11/13/2006	30	0	30
2005-4	ANDERSEN	WARREN	NARCOTICS	WC	D	10/14/2005	30	0	30
2005-5	KOCORAS	SWARTZ	NARCOTICS	WC	D	11/04/2005	30	0	30
INDIANA, SOUTHERN									
2007-1	TINDER	MANDELKER	NARCOTICS	WC	D	12/20/2006	30	0	30
2007-2	TINDER	WARREN	NARCOTICS	WC	D	01/08/2007	30	0	30
2007-3	TINDER	SWARTZ	NARCOTICS	WC	D	02/21/2007	30	1	60
2007-4	TINDER	SWARTZ	NARCOTICS	WC	D	03/20/2007	30	0	30
2007-5	TINDER	KEENEY	NARCOTICS	WC	D	04/13/2007	30	0	30
2007-6	TINDER	MANDELKER	NARCOTICS	WC	D	04/20/2007	30	0	30
2007-7	YOUNG	KEENEY	NARCOTICS	WC	D	05/22/2007	30	0	30
2007-8	HAMILTON	SABIN	NARCOTICS	WC	D	08/23/2007	30	0	30
2006-4	TINDER	KEENEY	NARCOTICS	WC	D	10/13/2006	30	0	30
2006-5	TINDER	SABIN	NARCOTICS	WC	D	11/20/2006	30	0	30
2006-6	TINDER	SABIN	NARCOTICS	WC	D	11/22/2006	30	0	30
IOWA, SOUTHERN									
2007-1	PRATT	SABIN	NARCOTICS	WC	D	06/19/2007	30	1	60
2007-2	GRITZNER	SABIN	NARCOTICS	WC	D	08/23/2007	30	1	60

¹ The prosecuting official authorized the filing of the application under provisions of the state's statute. (See Table 1 for this state's statutory citation.)

² Type: WC = Cellular or Mobile Telephone (Wire), WS = Standard Telephone (Wire), WO = Other (Wire), OM = Microphone (Oral), OO = Other (Oral), ED = Digital Pager (Electronic), EE = Computer or E-Mail (Electronic), EF = Fax Machine (Electronic), EO = Other (Electronic).

³ Location: D = Portable Device, H = Personal Residence, B = Business, A = Public Area, O = Other Location, R = Roving (Relaxed Specification Order), N = Not Specified.

* The first four digits of the A.O. number represent the year in which the wiretap was terminated. Wiretaps that were terminated prior to 2007 were not reported previously because they were part of ongoing investigations.

TABLE A-1
UNITED STATES DISTRICT COURTS

CALENDAR YEAR 2007

**REPORT BY PROSECUTORS OF COURT-AUTHORIZED INTERCEPTS OF WIRE, ORAL, OR ELECTRONIC COMMUNICATIONS
PURSUANT TO 18 U.S.C. 2519**

A.O. Number *	Number of Days in Operation ⁴	Average Intercepts per Day	Number of ⁵			Costs		Number of					
			Persons Intercepted	Intercepts	Incriminating Intercepts	Total Cost in \$	Other Than Manpower in \$	Arrests	Trials	Motions to Suppress Intercepts ⁶			Persons Convicted
										G	D	P	
ILLINOIS, NORTHERN (CONTINUED)													
2006-10	24	11	10	269	54	96,978	1,800	-	-	-	-	-	-
2006-11	10	167	50	1,674	347	20,729	900	3	-	-	-	-	-
2006-12	26	7	6	189	3	54,688	900	-	-	-	-	-	-
2006-13	90	114	178	10,251	1,417	86,155	9,000	7	-	-	-	-	-
2006-14	30	-	1	1	NR	6,615	1,500	5	-	-	-	-	-
2006-15	60	30	85	1,796	354	53,226	1,790	RELATED TO NO. 2006-13					
2006-16	60	24	44	1,410	392	107,859	11,499	4	-	-	2	-	-
2006-17	10	18	11	179	14	-	-	-	-	-	-	-	-
2006-18	30	3	10	90	1	26,718	1,000	-	-	-	-	-	-
2006-19	30	4	12	114	29	29,218	3,500	-	-	-	-	-	-
2005-4	30	51	25	1,519	115	74,743	900	-	-	-	-	-	-
2005-5	30	15	18	447	109	51,203	1,000	-	-	-	-	-	-
INDIANA, SOUTHERN													
2007-1	30	111	20	3,320	727	100,600	52,600	21	-	-	-	-	-
2007-2	30	391	370	11,741	776	32,704	7,000	-	-	-	-	-	-
2007-3	57	93	220	5,301	1,725	26,282	3,500	-	-	-	-	-	-
2007-4	22	120	175	2,640	633	12,293	3,500	-	-	-	-	-	-
2007-5	17	66	78	1,122	65	10,295	3,500	-	-	-	-	-	-
2007-6	10	45	20	450	32	7,497	3,500	37	-	-	-	-	-
2007-7	14	186	114	2,601	594	61,373	21,035	5	-	-	-	-	-
2007-8	5	31	10	154	50	4,120	2,200	13	-	-	-	-	-
2006-4	30	111	120	3,339	934	15,491	3,500	-	-	-	-	-	-
2006-5	30	111	22	3,318	504	RELATED TO NO. 2007-1		RELATED TO NO. 2007-1					
2006-6	26	738	250	19,192	1,574	29,277	7,000	-	-	-	-	-	-
IOWA, SOUTHERN													
2007-1	45	22	87	968	623	72,647	5,345	17	-	-	-	-	-
2007-2	48	65	30	3,098	299	72,614	-	8	-	-	-	-	-

⁴ NI indicates never installed. I indicates installed but never used. NP indicates no prosecutor's report.

⁵ NR indicates not reported or could not be determined.

⁶ Motions: G = Granted, D = Denied, P = Pending.

* The first four digits of the A.O. number represent the year in which the wiretap was terminated. Wiretaps that were terminated prior to 2007 were not reported previously because they were part of ongoing investigations.

TABLE A-1
UNITED STATES DISTRICT COURTS

CALENDAR YEAR 2007

REPORT BY JUDGES OF COURT-AUTHORIZED INTERCEPTS OF WIRE, ORAL, OR ELECTRONIC COMMUNICATIONS PURSUANT TO 18 U.S.C. 2519									
A.O. Number *	Authorizing Official		Offense Specified	Intercept		Date of Application	Authorized Length		
	Judge	Attorney General¹		Type²	Location³		Original Order (Days)	Num-ber of Exten-sions	Total Length (Days)
KANSAS									
2007-1	BROWN	KEENEY	NARCOTICS	WC	D	03/16/2007	30	0	30
2007-2	BELOT	KEENEY	NARCOTICS	WC	D	03/28/2007	30	0	30
2007-3	MARTEN	KEENEY	NARCOTICS	WC	D	05/24/2007	30	0	30
2007-4	ROGERS	KEENEY	NARCOTICS	WC,EO	D	08/01/2007	30	0	30
KENTUCKY, EASTERN									
2007-1	HOOD	SWARTZ	NARCOTICS	WC,OO	D	01/29/2007	30	0	30
2007-2	REEVES	SWARTZ	NARCOTICS	WC	D	04/16/2007	30	1	60
LOUISIANA, EASTERN									
2007-1	ENGLEHARDT	SABIN	NARCOTICS	WC	D	12/01/2006	30	1	60
2007-2	FELDMAN	SWARTZ	NARCOTICS	WC	D	12/26/2006	30	1	60
2007-3	ENGLEHARDT	KEENEY	NARCOTICS	WC	D	03/06/2007	30	0	30
LOUISIANA, MIDDLE									
2007-1	TYSON	KEENEY	NARCOTICS	WC	D	07/19/2007	30	1	60
LOUISIANA, WESTERN									
2007-1	HICKS	SABIN	NARCOTICS	WC	D	04/02/2007	30	1	60
2007-2	HICKS	SABIN	NARCOTICS	WC	D	05/15/2007	30	0	30
2007-3	HAIK	SABIN	NARCOTICS	WC	D	05/16/2007	30	0	30
2007-4	HICKS	KEENEY	NARCOTICS	WC	D	05/22/2007	30	0	30
2007-5	HICKS	SWARTZ	NARCOTICS	WC	D	05/24/2007	30	0	30
2007-6	HICKS	KEENEY	NARCOTICS	WC	D	06/14/2007	30	0	30
2006-1	HICKS	WARREN	NARCOTICS	WC	D	02/23/2006	30	0	30
2006-2	HICKS	KEENEY	NARCOTICS	WC	D	03/04/2006	30	0	30
2006-3	HICKS	KEENEY	NARCOTICS	WC	D	04/20/2006	30	0	30
2006-4	JAMES	SABIN	NARCOTICS	WC	D	09/14/2006	30	0	30
MARYLAND									
2007-1	DAVIS	KEENEY	NARCOTICS	WC	D	06/06/2007	30	0	30
2007-2	DAVIS	WARREN	NARCOTICS	WC	D	07/10/2007	30	0	30
2006-16	BENNETT	WARREN	NARCOTICS	WC	D	12/13/2005	30	0	30
2006-17	BENNETT	WARREN	NARCOTICS	WC	D	01/18/2006	30	0	30

¹ The prosecuting official authorized the filing of the application under provisions of the state's statute. (See Table 1 for this state's statutory citation.)

² Type: WC = Cellular or Mobile Telephone (Wire), WS = Standard Telephone (Wire), WO = Other (Wire), OM = Microphone (Oral), OO = Other (Oral), ED = Digital Pager (Electronic), EE = Computer or E-Mail (Electronic), EF = Fax Machine (Electronic), EO = Other (Electronic).

³ Location: D = Portable Device, H = Personal Residence, B = Business, A = Public Area, O = Other Location, R = Roving (Relaxed Specification Order), N = Not Specified.

* The first four digits of the A.O. number represent the year in which the wiretap was terminated. Wiretaps that were terminated prior to 2007 were not reported previously because they were part of ongoing investigations.

TABLE A-1
UNITED STATES DISTRICT COURTS

CALENDAR YEAR 2007

**REPORT BY PROSECUTORS OF COURT-AUTHORIZED INTERCEPTS OF WIRE, ORAL, OR ELECTRONIC COMMUNICATIONS
PURSUANT TO 18 U.S.C. 2519**

A.O. Number *	Number of Days in Oper- ation ⁴	Average Inter- cepts per Day	Number of ⁵			Costs		Number of					
			Persons Inter- cepted	Intercepts	Incrim- inating Intercepts	Total Cost in \$	Other Than Manpower in \$	Arrests	Trials	Motions to Suppress Intercepts ⁶			Persons Conv- icted
										G	D	P	
KANSAS													
2007-1	29	127	111	3,669	254	45,057	33,343	6	-	-	-	-	-
2007-2	30	68	31	2,032	336	107,300	52,000	-	-	-	-	-	-
2007-3	30	138	17	4,125	1,282	56,999	5,100	-	-	-	-	-	-
2007-4	30	62	105	1,871	429	79,281	19,855	-	-	-	-	-	-
KENTUCKY, EASTERN													
2007-1	30	28	58	849	107	32,577	3,000	16	-	-	-	-	-
2007-2	51	72	155	3,673	265	65,977	1,350	14	-	-	-	-	-
LOUISIANA, EASTERN													
2007-1	60	185	27	11,075	631	38,380	3,480	16	-	-	-	-	-
2007-2	60	46	148	2,746	325	51,500	3,500	24	-	-	-	-	-
2007-3	22	53	10	1,156	152	12,241	1,155	16	-	-	-	-	2
LOUISIANA, MIDDLE													
2007-1	60	280	323	16,785	1,449	178,464	-	-	-	-	-	-	-
LOUISIANA, WESTERN													
2007-1	30	36	146	1,091	141	19,000	2,000	8	-	-	-	-	-
2007-2	30	187	534	5,612	329	RELATED TO NO. 2007-1		RELATED TO NO. 2007-1					
2007-3	30	915	149	27,450	569	67,459	7,934	1	-	-	-	-	-
2007-4	30	70	220	2,114	279	RELATED TO NO. 2007-1		RELATED TO NO. 2007-1					
2007-5	30	86	35	2,576	167	46,775	21,750	10	-	-	-	-	3
2007-6	25	102	164	2,539	249	RELATED TO NO. 2007-1		2	-	-	-	-	-
2006-1	30	189	54	5,679	94	5,261	1,500	-	-	-	-	-	-
2006-2	23	2	12	45	-	4,086	1,750	-	-	-	-	-	-
2006-3	28	22	62	618	9	3,372	1,750	22	2	-	1	-	20
2006-4	30	72	4	2,164	50	58,090	1,300	6	-	-	-	-	6
MARYLAND													
2007-1	15	26	7	394	115	28,303	7,182	3	-	-	-	-	-
2007-2	13	15	7	189	37	14,227	2,555	3	-	-	-	-	-
2006-16	24	44	9	1,065	93	46,364	3,100	7	-	-	-	-	-
2006-17	30	96	7	2,888	81	59,724	3,500	RELATED TO NO. 2006-16					

⁴ NI indicates never installed. I indicates installed but never used. NP indicates no prosecutor's report.

⁵ NR indicates not reported or could not be determined.

⁶ Motions: G = Granted, D = Denied, P = Pending.

* The first four digits of the A.O. number represent the year in which the wiretap was terminated. Wiretaps that were terminated prior to 2007 were not reported previously because they were part of ongoing investigations.

TABLE A-1
UNITED STATES DISTRICT COURTS

CALENDAR YEAR 2007

**REPORT BY JUDGES OF COURT-AUTHORIZED INTERCEPTS OF WIRE, ORAL, OR ELECTRONIC COMMUNICATIONS
PURSUANT TO 18 U.S.C. 2519**

A.O. Number *	Authorizing Official		Offense Specified	Intercept		Date of Application	Authorized Length		
	Judge	Attorney General ¹		Type ²	Location ³		Original Order (Days)	Number of Extensions	Total Length (Days)
MARYLAND (CONTINUED)									
2005-16	QUARLES	SWARTZ	NARCOTICS	WC	D	09/26/2005	30	1	60
2005-17	QUARLES	KEENEY	NARCOTICS	WC	D	11/28/2005	30	0	30
MASSACHUSETTS									
2007-1	SARIS	SABIN	NARCOTICS	WC	D	12/04/2006	30	0	30
2007-2	LINDSAY	SWARTZ	NARCOTICS	WC	D	12/04/2006	30	0	30
2007-3	SARIS	WARREN	NARCOTICS	WC	D	12/08/2006	30	0	30
2007-4	SARIS	SABIN	NARCOTICS	WC	D	12/16/2006	30	0	30
2007-5	SARIS	WARREN	NARCOTICS	WC	D	12/27/2006	30	2	90
2007-6	SARIS	WARREN	NARCOTICS	WC	D	01/06/2007	30	3	120
2007-7	LINDSAY	SWARTZ	NARCOTICS	WC	D	01/17/2007	30	0	30
2007-8	SARIS	SWARTZ	NARCOTICS	WC	D	02/03/2007	30	2	90
2007-9	SARIS	WARREN	NARCOTICS	WC	D	02/17/2007	30	0	30
2007-10	SARIS	MENDELKER	NARCOTICS	WC	D	03/08/2007	30	0	30
2007-11	LINDSAY	KEENEY	NARCOTICS	WC	D	03/27/2007	30	0	30
2007-12	SARIS	SABIN	NARCOTICS	WC	D	04/05/2007	30	0	30
2007-13	YOUNG	KEENEY	NARCOTICS	WC	D	05/21/2007	30	0	30
2007-14	YOUNG	WARREN	NARCOTICS	WC	D	05/24/2007	30	0	30
2007-15	TAURO	WARREN	NARCOTICS	WC	D	06/07/2007	30	2	90
2006-9	SARIS	KEENEY	RACKETEERING	OM	A	12/19/2005	30	1	60
2006-10	SARIS	WARREN	NARCOTICS	OM	B	05/15/2006	30	0	30
2006-11	SARIS	KEENEY	RACKETEERING	OM	A	08/04/2006	30	1	60
2006-12	SARIS	WARREN	NARCOTICS	WC	D	11/15/2006	30	0	30
2006-13	SARIS	KEENEY	NARCOTICS	OM	B	05/12/2006	30	0	30
MICHIGAN, EASTERN									
2007-1	GADOLA	SABIN	NARCOTICS	WC	D	11/27/2006	30	2	90
2007-2	GADOLA	SABIN	NARCOTICS	WC	D	01/10/2007	30	1	60
2007-3	FRIEDMAN	SWARTZ	NARCOTICS	WC	D	01/10/2007	30	3	120
2007-4	GADOLA	SWARTZ	NARCOTICS	WC	D	02/02/2007	30	0	30
2007-5	ROBERTS	KEENEY	NARCOTICS	EE	D	03/12/2007	30	3	120

¹ The prosecuting official authorized the filing of the application under provisions of the state's statute. (See Table 1 for this state's statutory citation.)

² Type: WC = Cellular or Mobile Telephone (Wire), WS = Standard Telephone (Wire), WO = Other (Wire), OM = Microphone (Oral), OO = Other (Oral), ED = Digital Pager (Electronic), EE = Computer or E-Mail (Electronic), EF = Fax Machine (Electronic), EO = Other (Electronic).

³ Location: D = Portable Device, H = Personal Residence, B = Business, A = Public Area, O = Other Location, R = Roving (Relaxed Specification Order), N = Not Specified.

* The first four digits of the A.O. number represent the year in which the wiretap was terminated. Wiretaps that were terminated prior to 2007 were not reported previously because they were part of ongoing investigations.

TABLE A-1
UNITED STATES DISTRICT COURTS

CALENDAR YEAR 2007

**REPORT BY PROSECUTORS OF COURT-AUTHORIZED INTERCEPTS OF WIRE, ORAL, OR ELECTRONIC COMMUNICATIONS
PURSUANT TO 18 U.S.C. 2519**

A.O. Number *	Number of Days in Operation ⁴	Average Inter- cepts per Day	Number of ⁵			Costs		Number of					
			Persons Inter- cepted	Intercepts	Incrim- inating Intercepts	Total Cost in \$	Other Than Manpower in \$	Arrests	Trials	Motions to Suppress Intercepts ⁶			Persons Conv- icted
										G	D	P	
MARYLAND (CONTINUED)													
2005-16	58	19	8	1,113	27	188,000	84,000	2	-	-	-	-	2
2005-17	30	4	2	128	11	95,000	43,000	-	-	-	-	-	-
MASSACHUSETTS													
2007-1	30	111	62	3,320	422	41,500	41,500	26	-	-	-	-	-
2007-2	30	145	156	4,359	532	147,686	6,300	10	-	-	-	-	-
2007-3	7	89	19	620	129	RELATED TO NO. 2007-1		RELATED TO NO. 2007-1					
2007-4	23	75	43	1,729	383	RELATED TO NO. 2007-1		RELATED TO NO. 2007-1					
2007-5	65	156	74	10,145	1,217	RELATED TO NO. 2007-1		RELATED TO NO. 2007-1					
2007-6	115	13	28	1,441	168	RELATED TO NO. 2007-1		RELATED TO NO. 2007-1					
2007-7	30	88	144	2,637	480	147,686	6,300	10	-	-	-	-	-
2007-8	87	105	150	9,168	1,558	RELATED TO NO. 2007-1		RELATED TO NO. 2007-1					
2007-9	11	148	20	1,624	212	RELATED TO NO. 2007-1		RELATED TO NO. 2007-1					
2007-10	25	53	50	1,313	214	RELATED TO NO. 2007-1		RELATED TO NO. 2007-1					
2007-11	30	70	103	2,103	358	141,386	100	10	-	-	-	-	-
2007-12	26	55	21	1,441	168	RELATED TO NO. 2007-1		RELATED TO NO. 2007-1					
2007-13	30	35	12	1,039	291	258,000	18,000	13	-	-	-	-	-
2007-14	30	347	173	10,405	1,004	64,570	2,450	-	-	-	-	-	-
2007-15	90	251	37	22,589	4,590	138,000	138,000	12	-	-	-	-	-
2006-9	51	11	21	548	60	273,703	-	-	-	-	-	-	-
2006-10	1	1	2	1	1	1,406	250	-	-	-	-	-	-
2006-11	60	14	47	864	99	228,322	-	-	-	-	-	-	-
2006-12	24	40	75	949	231	RELATED TO NO. 2007-1		RELATED TO NO. 2007-1					
2006-13	1	-	-	-	-	1,406	250	-	-	-	-	-	-
MICHIGAN, EASTERN													
2007-1	80	163	177	13,061	3,004	109,934	1,550	11	-	-	-	-	-
2007-2	41	31	29	1,270	310	49,475	1,300	11	-	-	-	-	-
2007-3	113	12	10	1,405	520	51,135	4,260	-	-	-	-	-	-
2007-4	6	72	34	429	239	9,451	1,050	11	-	-	-	-	-
2007-5	108	8	33	821	339	320,400	-	5	-	-	-	-	-

⁴ NI indicates never installed. I indicates installed but never used. NP indicates no prosecutor's report.

⁵ NR indicates not reported or could not be determined.

⁶ Motions: G = Granted, D = Denied, P = Pending.

* The first four digits of the A.O. number represent the year in which the wiretap was terminated. Wiretaps that were terminated prior to 2007 were not reported previously because they were part of ongoing investigations.

TABLE A-1
UNITED STATES DISTRICT COURTS

CALENDAR YEAR 2007

**REPORT BY JUDGES OF COURT-AUTHORIZED INTERCEPTS OF WIRE, ORAL, OR ELECTRONIC COMMUNICATIONS
PURSUANT TO 18 U.S.C. 2519**

A.O. Number *	Authorizing Official		Offense Specified	Intercept		Date of Application	Authorized Length		
	Judge	Attorney General ¹		Type ²	Location ³		Orig-inal Order (Days)	Num-ber of Exten-sions	Total Length (Days)
MICHIGAN, EASTERN (CONTINUED)									
2007-6	CLELAND	KEENEY	NARCOTICS	WC	D	04/05/2007	30	1	60
2007-7	LAWSON	MANDELKER	NARCOTICS	WC	D	04/10/2007	30	0	30
2007-8	ROBERTS	FISHER	NARCOTICS	WC	D	04/20/2007	30	0	30
2007-9	FRIEDMAN	SABIN	NARCOTICS	WC	D	04/25/2007	30	0	30
2007-10	ROSEN	MANDELKER	NARCOTICS	WC	D	04/26/2007	30	0	30
2007-11	ROBERTS	WARREN	NARCOTICS	WC	D	05/01/2007	30	0	30
2007-12	ROBERTS	WARREN	NARCOTICS	WC	D	05/09/2007	30	0	30
2006-13	ROSEN	BIANCO	BRIBERY	WC	D	11/19/2005	30	5	180
2006-14	FRIEDMAN	WARREN	NARCOTICS	WC	D	10/23/2006	30	1	60
2006-15	RAMBO	WARREN	NARCOTICS	WC	D	10/25/2006	30	1	60
2006-16	EDMUNDS	KEENEY	NARCOTICS	WC	D	11/01/2006	30	0	30
MINNESOTA									
2007-1	ROSENBAUM	SWARTZ	NARCOTICS	WC	D	12/01/2006	30	0	30
2007-2	ROSENBAUM	SABIN	TRANSPORT	WS	H	03/23/2007	30	1	60
2007-3	ROSENBAUM	SWARTZ	NARCOTICS	WC	D	03/23/2007	30	1	60
2007-4	DAVIS	SABIN	NARCOTICS	WC	D	04/19/2007	30	1	60
2007-5	DAVIS	KEENEY	TRANSPORT	WS	H	04/20/2007	30	0	30
2007-6	DAVIS	SWARTZ	NARCOTICS	WC	D	04/20/2007	30	0	30
2007-7	DAVIS	SABIN	TRANSPORT	WC	D	05/04/2007	30	0	30
MISSISSIPPI, NORTHERN									
2007-1	MILLS	WARREN	NARCOTICS	WC	D	03/06/2007	30	0	30
MISSISSIPPI, SOUTHERN									
2007-1	WINGATE	SABIN	NARCOTICS	WC	D	11/16/2006	30	1	60
2007-2	WINGATE	WARREN	NARCOTICS	WC	D	01/19/2007	30	1	60
2007-3	GUIROLA	KEENEY	NARCOTICS	WC	D	03/26/2007	30	0	30
2007-4	WINGATE	KEENEY	NARCOTICS	WC	D	05/14/2007	30	2	90
2007-5	WINGATE	KEENEY	NARCOTICS	WC	D	05/24/2007	30	0	30
2007-6	WINGATE	SWARTZ	NARCOTICS	WC	D	06/27/2007	30	0	30
2006-2	WINGATE	KEENEY	NARCOTICS	OM	R	08/04/2006	30	0	30

¹ The prosecuting official authorized the filing of the application under provisions of the state's statute. (See Table 1 for this state's statutory citation.)

² Type: WC = Cellular or Mobile Telephone (Wire), WS = Standard Telephone (Wire), WO = Other (Wire), OM = Microphone (Oral), OO = Other (Oral), ED = Digital Pager (Electronic), EE = Computer or E-Mail (Electronic), EF = Fax Machine (Electronic), EO = Other (Electronic).

³ Location: D = Portable Device, H = Personal Residence, B = Business, A = Public Area, O = Other Location, R = Roving (Relaxed Specification Order), N = Not Specified.

* The first four digits of the A.O. number represent the year in which the wiretap was terminated. Wiretaps that were terminated prior to 2007 were not reported previously because they were part of ongoing investigations.

TABLE A-1
UNITED STATES DISTRICT COURTS

CALENDAR YEAR 2007

**REPORT BY PROSECUTORS OF COURT-AUTHORIZED INTERCEPTS OF WIRE, ORAL, OR ELECTRONIC COMMUNICATIONS
PURSUANT TO 18 U.S.C. 2519**

A.O. Number *	Number of Days in Operation ⁴	Average Intercepts per Day	Number of ⁵			Costs		Number of					
			Persons Intercepted	Intercepts	Incriminating Intercepts	Total Cost in \$	Other Than Manpower in \$	Arrests	Trials	Motions to Suppress Intercepts ⁶			Persons Convicted
										G	D	P	
MICHIGAN, EASTERN (CONTINUED)													
2007-6	59	85	237	5,015	206	52,600	5,400	4	-	-	-	-	-
2007-7	3	-	-	-	-	8,200	5,000	-	-	-	-	-	-
2007-8	NI	-	-	-	-	-	-	-	-	-	-	-	-
2007-9	9	151	10	1,355	9	5,733	2,000	-	-	-	-	-	-
2007-10	30	167	237	5,015	206	20,700	2,700	3	-	-	-	-	-
2007-11	I	-	-	-	-	800	800	-	-	-	-	-	-
2007-12	30	-	-	-	-	18,506	950	-	-	-	-	-	-
2006-13	180	206	374	37,125	2,854	234,134	7,000	1	-	-	-	-	-
2006-14	60	47	102	2,806	305	41,663	3,100	5	-	-	-	-	-
2006-15	44	4	19	183	118	2,500	-	-	-	-	-	-	-
2006-16	15	150	16	2,250	1,250	28,000	3,500	-	-	-	-	-	-
MINNESOTA													
2007-1	30	133	161	3,995	556	9,822	1,000	8	-	-	-	-	8
2007-2	59	46	774	2,717	1,201	244,007	6,550	42	-	-	-	1	18
2007-3	58	53	15	3,080	208	30,000	3,000	-	-	-	-	-	-
2007-4	40	10	168	401	215	41,840	4,000	-	-	-	-	-	-
2007-5	30	99	504	2,970	1,324	198,092	6,550	RELATED TO NO. 2007-2					
2007-6	23	37	30	858	61	25,268	15,700	-	-	-	-	-	-
2007-7	16	6	44	96	22	RELATED TO NO. 2007-5		RELATED TO NO. 2007-2					
MISSISSIPPI, NORTHERN													
2007-1	18	95	73	1,706	231	38,160	14,604	5	-	-	-	-	-
MISSISSIPPI, SOUTHERN													
2007-1	58	112	324	6,514	674	163,780	2,500	8	-	-	-	-	6
2007-2	57	8	83	462	131	139,540	1,300	1	-	-	-	-	-
2007-3	21	114	47	2,387	257	13,016	1,000	-	-	-	-	-	-
2007-4	89	21	62	1,859	107	165,975	1,875	2	-	-	-	-	-
2007-5	19	36	41	682	18	12,916	2,170	1	-	-	-	-	1
2007-6	30	80	164	2,401	280	53,110	1,100	2	-	-	-	-	-
2006-2	30	-	-	-	-	56,976	6,850	-	-	-	-	-	-

⁴ NI indicates never installed. I indicates installed but never used. NP indicates no prosecutor's report.

⁵ NR indicates not reported or could not be determined.

⁶ Motions: G = Granted, D = Denied, P = Pending.

* The first four digits of the A.O. number represent the year in which the wiretap was terminated. Wiretaps that were terminated prior to 2007 were not reported previously because they were part of ongoing investigations.

TABLE A-1
UNITED STATES DISTRICT COURTS

CALENDAR YEAR 2007

REPORT BY JUDGES OF COURT-AUTHORIZED INTERCEPTS OF WIRE, ORAL, OR ELECTRONIC COMMUNICATIONS PURSUANT TO 18 U.S.C. 2519									
A.O. Number *	Authorizing Official		Offense Specified	Intercept		Date of Application	Authorized Length		
	Judge	Attorney General¹		Type²	Location³		Original Order (Days)	Num-ber of Exten-sions	Total Length (Days)
MISSOURI, EASTERN									
2007-1	SIPPEL	SABIN	NARCOTICS	WC	D	12/07/2006	30	0	30
2007-2	LIMBAUGH	WARREN	NARCOTICS	WC	D	12/14/2006	30	2	90
2007-3	SHAW	SWARTZ	NARCOTICS	WC	D	12/26/2006	30	0	30
2007-4	LIMBAUGH	WARREN	NARCOTICS	WC	D	01/26/2007	30	0	30
2007-5	AUTREY	KEENEY	NARCOTICS	WC	D	02/02/2007	30	1	60
2007-6	AUTREY	WARREN	NARCOTICS	WC	D	03/07/2007	30	0	30
2007-7	HAMILTON	SABIN	NARCOTICS	WC	D	04/02/2007	30	0	30
2007-8	PERRY	WARREN	NARCOTICS	WC	D	04/03/2007	30	1	60
2007-9	WEBBER	SABIN	NARCOTICS	WC	D	05/18/2007	30	1	60
2007-10	SIPPEL	SWARTZ	NARCOTICS	WC	D	06/06/2007	30	2	90
2007-11	WEBBER	KEENEY	NARCOTICS	WC	D	06/25/2007	30	0	30
2007-12	SHAW	KEENEY	NARCOTICS	WC	D	09/08/2007	30	0	30
2007-13	BUCKLES	SABIN	NARCOTICS	WC	D	09/21/2007	30	0	30
MISSOURI, WESTERN									
2007-1	WRIGHT	WARREN	NARCOTICS	WC	D	02/12/2007	30	0	30
2007-2	SMITH	KEENEY	NARCOTICS	WC	D	04/17/2007	30	0	30
2007-3	DORR	FISHER	NARCOTICS	WC	D	06/19/2007	30	0	30
2006-10	FENNER	KEENEY	NARCOTICS	WC	D	05/17/2006	30	0	30
2006-11	FENNER	SABIN	NARCOTICS	WC	D	08/23/2006	30	0	30
NEBRASKA									
2006-1	BATAILLON	PARSKY	NARCOTICS	WC	D	04/14/2006	30	0	30
2006-2	KOPF	PARSKY	NARCOTICS	WC	D	04/28/2006	30	1	60
NEVADA									
2007-1	MCKIBBEN	SABIN	NARCOTICS	WC	D	02/15/2007	30	2	90
2007-2	HUNT	SABIN	\$LAUNDERING	WC	D	06/18/2007	30	2	90
2007-3	HUNT	SABIN	\$LAUNDERING	WC	D	06/18/2007	30	2	90
2007-4	HUNT	SABIN	\$LAUNDERING	WC	D	06/18/2007	30	2	90
2007-5	HUNT	SABIN	\$LAUNDERING	WC	D	07/17/2007	30	0	30
2006-5	HUNT	PARSKY	NARCOTICS	WC	D	01/11/2006	30	3	120

¹ The prosecuting official authorized the filing of the application under provisions of the state's statute. (See Table 1 for this state's statutory citation.)

² Type: WC = Cellular or Mobile Telephone (Wire), WS = Standard Telephone (Wire), WO = Other (Wire), OM = Microphone (Oral), OO = Other (Oral), ED = Digital Pager (Electronic), EE = Computer or E-Mail (Electronic), EF = Fax Machine (Electronic), EO = Other (Electronic).

³ Location: D = Portable Device, H = Personal Residence, B = Business, A = Public Area, O = Other Location, R = Roving (Relaxed Specification Order), N = Not Specified.

* The first four digits of the A.O. number represent the year in which the wiretap was terminated. Wiretaps that were terminated prior to 2007 were not reported previously because they were part of ongoing investigations.

TABLE A-1
UNITED STATES DISTRICT COURTS

CALENDAR YEAR 2007

**REPORT BY PROSECUTORS OF COURT-AUTHORIZED INTERCEPTS OF WIRE, ORAL, OR ELECTRONIC COMMUNICATIONS
PURSUANT TO 18 U.S.C. 2519**

A.O. Number *	Number of Days in Oper- ation ⁴	Average Inter- cepts per Day	Number of ⁵			Costs		Number of					
			Persons Inter- cepted	Intercepts	Incrim- inating Intercepts	Total Cost in \$	Other Than Manpower in \$	Arrests	Trials	Motions to Suppress Intercepts ⁶			Persons Conv- icted
										G	D	P	
MISSOURI, EASTERN													
2007-1	30	-	1	1	1	10,915	-	-	-	-	-	-	-
2007-2	90	12	60	1,118	599	70,640	4,400	-	-	-	-	-	-
2007-3	30	-	1	1	1	RELATED TO NO. 2007-1		-	-	-	-	-	-
2007-4	11	1	1	11	-	3,545	-	-	-	-	-	-	-
2007-5	60	177	156	10,610	349	15,717	-	4	-	-	-	-	-
2007-6	30	23	58	699	25	6,986	-	RELATED TO NO. 2007-5					
2007-7	30	83	249	2,485	742	13,971	-	-	-	-	-	-	-
2007-8	60	86	29	5,178	1,317	76,999	60,811	10	-	-	-	-	-
2007-9	59	70	1	4,148	1,139	19,334	-	3	-	-	-	-	-
2007-10	90	112	358	10,064	779	31,435	-	-	-	-	-	-	-
2007-11	30	1	69	41	-	10,478	-	-	-	-	-	-	-
2007-12	30	67	1	2,024	417	9,667	-	1	-	-	-	-	-
2007-13	30	56	1	1,678	267	9,667	-	1	-	-	-	-	-
MISSOURI, WESTERN													
2007-1	30	60	109	1,802	150	27,536	3,200	15	-	-	-	-	-
2007-2	8	24	35	194	83	22,430	800	2	-	-	-	-	-
2007-3	30	18	173	548	140	15,718	-	-	-	-	-	-	-
2006-10	30	58	38	1,753	246	18,435	3,200	-	-	-	-	-	-
2006-11	30	21	1	622	18	RELATED TO NO. 2006-10		-	-	-	-	-	-
NEBRASKA													
2006-1	30	4	3	117	9	48,407	1,000	2	-	-	-	-	2
2006-2	46	55	108	2,537	75	72,859	1,000	-	-	-	-	-	-
NEVADA													
2007-1	86	24	206	2,042	283	361,184	71,168	-	-	-	-	-	-
2007-2	89	76	311	6,775	3,311	RELATED TO NO. 2007-3		-	-	-	-	-	-
2007-3	89	132	166	11,741	2,806	741,384	13,375	-	-	-	-	-	-
2007-4	89	97	221	8,602	3,731	RELATED TO NO. 2007-3		-	-	-	-	-	-
2007-5	30	71	88	2,138	309	RELATED TO NO. 2007-3		-	-	-	-	-	-
2006-5	120	19	134	2,281	903	103,848	3,825	7	-	-	-	-	6

⁴ NI indicates never installed. I indicates installed but never used. NP indicates no prosecutor's report.

⁵ NR indicates not reported or could not be determined.

⁶ Motions: G = Granted, D = Denied, P = Pending.

* The first four digits of the A.O. number represent the year in which the wiretap was terminated. Wiretaps that were terminated prior to 2007 were not reported previously because they were part of ongoing investigations.

TABLE A-1
UNITED STATES DISTRICT COURTS

CALENDAR YEAR 2007

**REPORT BY JUDGES OF COURT-AUTHORIZED INTERCEPTS OF WIRE, ORAL, OR ELECTRONIC COMMUNICATIONS
PURSUANT TO 18 U.S.C. 2519**

A.O. Number *	Authorizing Official		Offense Specified	Intercept		Date of Application	Authorized Length		
	Judge	Attorney General ¹		Type ²	Location ³		Original Order (Days)	Number of Extensions	Total Length (Days)
NEW JERSEY									
2007-1	WOLFSON	SABIN	NARCOTICS	WC	D	07/27/2007	30	1	60
2006-4	CAVANAUGH	KEENEY	CORRUPTION	WC	D	10/21/2005	30	2	90
2006-5	WOLFSON	WARREN	NARCOTICS	WC	D	07/14/2006	30	0	30
NEW MEXICO									
2007-1	ARMIJO	SABIN	NARCOTICS	WC	D	06/14/2007	30	1	60
2007-2	ARMIJO	KEENEY	NARCOTICS	WC	D	09/07/2007	30	0	30
2007-3	ARMIJO	KEENEY	NARCOTICS	WC	D	10/10/2007	30	0	30
NEW YORK, EASTERN									
2007-1	GLEESON	WARREN	NARCOTICS	WC	D	12/04/2006	30	1	60
2007-2	GARAUFIS	WARREN	NARCOTICS	WC	D	12/08/2006	30	1	60
2007-3	TOWNES	SABIN	NARCOTICS	WC	D	12/12/2006	30	0	30
2007-4	TOWNES	WARREN	NARCOTICS	WC	D	12/20/2006	30	0	30
2007-5	TOWNES	SWARTZ	NARCOTICS	WC	D	12/22/2006	30	0	30
2007-6	TOWNES	SABIN	NARCOTICS	WC	D	01/10/2007	30	0	30
2007-7	TOWNES	MANDELKER	NARCOTICS	WC	D	01/11/2007	30	1	60
2007-8	TOWNES	SABIN	NARCOTICS	WC	D	01/16/2007	30	0	30
2007-9	DEARIE	WARREN	NARCOTICS	WC	D	01/21/2007	30	1	60
2007-10	TOWNES	WARREN	NARCOTICS	WC	D	02/05/2007	30	0	30
2007-11	TOWNES	KEENEY	NARCOTICS	WC	D	02/05/2007	30	0	30
2007-12	TOWNES	SABIN	NARCOTICS	WC	D	02/09/2007	30	0	30
2007-13	SPATT	KEENEY	NARCOTICS	WC	D	02/14/2007	30	2	90
2007-14	TOWNES	MANDELKER	NARCOTICS	WC	D	02/15/2007	30	1	60
2007-15	DEARIE	WARREN	NARCOTICS	WC	D	02/21/2007	30	0	30
2007-16	SPATT	KEENEY	NARCOTICS	WC	D	02/23/2007	30	2	90
2007-17	COGAN	SABIN	NARCOTICS	WC,WO	D	03/08/2007	30	1	60
2007-18	TOWNES	SABIN	NARCOTICS	WC	D	03/10/2007	30	0	30
2007-19	TOWNES	SABIN	NARCOTICS	WC	D	03/13/2007	30	0	30
2007-20	TOWNES	SWARTZ	NARCOTICS	WC	D	03/23/2007	30	0	30
2007-21	COGAN	WARREN	NARCOTICS	WC	D	04/13/2007	30	0	30
2007-22	JOHNSON	SWARTZ	NARCOTICS	WC	D	04/13/2007	30	0	30

¹ The prosecuting official authorized the filing of the application under provisions of the state's statute. (See Table 1 for this state's statutory citation.)

² Type: WC = Cellular or Mobile Telephone (Wire), WS = Standard Telephone (Wire), WO = Other (Wire), OM = Microphone (Oral), OO = Other (Oral), ED = Digital Pager (Electronic), EE = Computer or E-Mail (Electronic), EF = Fax Machine (Electronic), EO = Other (Electronic).

³ Location: D = Portable Device, H = Personal Residence, B = Business, A = Public Area, O = Other Location, R = Roving (Relaxed Specification Order), N = Not Specified.

* The first four digits of the A.O. number represent the year in which the wiretap was terminated. Wiretaps that were terminated prior to 2007 were not reported previously because they were part of ongoing investigations.

TABLE A-1
UNITED STATES DISTRICT COURTS

CALENDAR YEAR 2007

**REPORT BY PROSECUTORS OF COURT-AUTHORIZED INTERCEPTS OF WIRE, ORAL, OR ELECTRONIC COMMUNICATIONS
PURSUANT TO 18 U.S.C. 2519**

A.O. Number *	Number of Days in Oper-ation ⁴	Average Inter-cepts per Day	Number of ⁵			Costs		Number of					
			Persons Inter-cepted	Intercepts	Incrim-inating Intercepts	Total Cost in \$	Other Than Manpower in \$	Arrests	Trials	Motions to Suppress Intercepts ⁶			Persons Con- victed
										G	D	P	
NEW JERSEY													
2007-1	54	63	222	3,416	156	98,400	2,400	11	-	-	-	-	-
2006-4	88	28	192	2,464	750	14,771	5,000	-	-	-	-	-	-
2006-5	29	53	47	1,535	59	41,405	6,365	-	-	-	-	-	-
NEW MEXICO													
2007-1	34	41	46	1,390	180	131,976	131,976	15	-	-	-	-	4
2007-2	30	50	47	1,502	279	RELATED TO NO. 2007-3		-	-	-	-	-	-
2007-3	14	24	20	341	127	19,186	750	4	-	-	-	-	-
NEW YORK, EASTERN													
2007-1	44	2	5	93	93	23,788	3,200	4	-	-	-	-	-
2007-2	45	1	10	52	24	83,047	6,074	-	-	-	-	-	-
2007-3	30	20	12	605	390	9,790	2,600	29	-	-	-	-	10
2007-4	30	34	15	1,016	650	RELATED TO NO. 2007-3		RELATED TO NO. 2007-3					
2007-5	30	59	27	1,772	445	15,124	1,400	4	-	-	-	-	-
2007-6	30	45	55	1,363	104	15,135	615	13	-	-	-	-	-
2007-7	60	21	15	1,285	945	17,579	3,200	RELATED TO NO. 2007-3					
2007-8	20	9	12	185	135	7,393	2,600	RELATED TO NO. 2007-3					
2007-9	60	64	2	3,850	303	37,535	5,600	-	-	-	-	-	-
2007-10	30	49	15	1,477	1,050	7,815	625	RELATED TO NO. 2007-3					
2007-11	30	65	38	1,955	204	17,951	2,600	-	-	-	-	-	-
2007-12	30	-	2	10	-	7,890	700	RELATED TO NO. 2007-3					
2007-13	90	39	15	3,500	1,900	400,000	-	6	-	-	-	-	-
2007-14	56	71	5	4,000	1,548	28,816	2,095	8	-	-	-	-	-
2007-15	30	35	2	1,061	89	12,722	5,600	-	-	-	-	-	-
2007-16	86	27	770	2,300	2,300	1,454,400	-	16	-	-	-	-	-
2007-17	60	64	NR	3,865	357	106,984	9,200	-	-	-	-	-	-
2007-18	19	33	12	619	430	10,432	1,325	RELATED TO NO. 2007-3					
2007-19	29	52	4	1,500	443	15,433	1,595	8	-	-	-	-	-
2007-20	7	53	10	372	240	2,303	625	RELATED TO NO. 2007-3					
2007-21	30	5	6	146	21	1,495	1,495	-	-	-	-	-	-
2007-22	15	13	13	197	46	12,204	2,560	7	-	-	-	-	-

⁴ NI indicates never installed. I indicates installed but never used. NP indicates no prosecutor's report.

⁵ NR indicates not reported or could not be determined.

⁶ Motions: G = Granted, D = Denied, P = Pending.

* The first four digits of the A.O. number represent the year in which the wiretap was terminated. Wiretaps that were terminated prior to 2007 were not reported previously because they were part of ongoing investigations.

TABLE A-1
UNITED STATES DISTRICT COURTS

CALENDAR YEAR 2007

REPORT BY JUDGES OF COURT-AUTHORIZED INTERCEPTS OF WIRE, ORAL, OR ELECTRONIC COMMUNICATIONS PURSUANT TO 18 U.S.C. 2519									
A.O. Number *	Authorizing Official		Offense Specified	Intercept		Date of Application	Authorized Length		
	Judge	Attorney General ¹		Type ²	Location ³		Original Order (Days)	Number of Extensions	Total Length (Days)
NEW YORK, EASTERN (CONTINUED)									
2007-23	SPATT	SABIN	NARCOTICS	WC	D	04/24/2007	30	0	30
2007-24	IRIZARRY	SABIN	NARCOTICS	WC	D	04/25/2007	30	3	120
2007-25	COGAN	WARREN	NARCOTICS	WC	D	04/26/2007	30	4	150
2007-26	AMON	WARREN	NARCOTICS	WC	D	05/24/2007	30	0	30
2007-27	COGAN	WARREN	NARCOTICS	WC	D	05/25/2007	30	1	60
2007-28	TOWNES	WARREN	NARCOTICS	WC	D	06/05/2007	30	0	30
2007-29	KORMAN	KEENEY	NARCOTICS	WC	D	06/05/2007	30	1	60
2007-30	TOWNES	KEENEY	NARCOTICS	WC	D	06/15/2007	30	0	30
2007-31	IRIZARRY	SABIN	NARCOTICS	WC	D	06/15/2007	30	0	30
2007-32	KORMAN	KEENEY	NARCOTICS	WC	D	06/15/2007	30	3	120
2007-33	TOWNES	SABIN	NARCOTICS	WC	D	06/22/2007	30	0	30
2007-34	COGAN	WARREN	NARCOTICS	WC	D	07/02/2007	30	1	60
2007-35	COGAN	WARREN	NARCOTICS	WC	D	08/09/2007	30	0	30
2006-41	SIFTON	SABIN	NARCOTICS	WC	D	06/26/2006	30	0	30
2006-42	TOWNES	SABIN	NARCOTICS	WC	D	08/08/2006	30	0	30
2006-43	VITALIANO	KEENEY	NARCOTICS	WC	D	08/21/2006	30	1	60
2006-44	TOWNES	WARREN	NARCOTICS	WC	D	08/31/2006	30	1	60
2006-45	TOWNES	KEENEY	NARCOTICS	WC	D	09/29/2006	30	0	30
2006-46	GARAUFIS	WARREN	NARCOTICS	WC	D	10/13/2006	30	0	30
2006-47	GERSHON	KEENEY	NARCOTICS	WC	D	10/26/2006	30	1	60
2006-48	TOWNES	WARREN	NARCOTICS	WC	D	11/03/2006	30	0	30
2006-49	TOWNES	KEENEY	NARCOTICS	WC	D	11/22/2006	30	0	30
NEW YORK, NORTHERN									
2007-1	KAHN	KEENEY	NARCOTICS	WC	D	02/01/2007	30	1	60
2007-2	MORDUE	SABIN	NARCOTICS	WC	D	06/14/2007	30	1	60
NEW YORK, SOUTHERN									
2007-1	KAPLAN	SABIN	NARCOTICS	WC	D	12/07/2006	30	0	30
2007-2	KAPLAN	WARREN	NARCOTICS	WC	D	12/08/2006	30	2	90
2007-3	RAKOFF	WARREN	NARCOTICS	WC	D	12/11/2006	30	0	30

¹ The prosecuting official authorized the filing of the application under provisions of the state's statute. (See Table 1 for this state's statutory citation.)

² Type: WC = Cellular or Mobile Telephone (Wire), WS = Standard Telephone (Wire), WO = Other (Wire), OM = Microphone (Oral), OO = Other (Oral), ED = Digital Pager (Electronic), EE = Computer or E-Mail (Electronic), EF = Fax Machine (Electronic), EO = Other (Electronic).

³ Location: D = Portable Device, H = Personal Residence, B = Business, A = Public Area, O = Other Location, R = Roving (Relaxed Specification Order), N = Not Specified.

* The first four digits of the A.O. number represent the year in which the wiretap was terminated. Wiretaps that were terminated prior to 2007 were not reported previously because they were part of ongoing investigations.

TABLE A-1
UNITED STATES DISTRICT COURTS

CALENDAR YEAR 2007

**REPORT BY PROSECUTORS OF COURT-AUTHORIZED INTERCEPTS OF WIRE, ORAL, OR ELECTRONIC COMMUNICATIONS
PURSUANT TO 18 U.S.C. 2519**

A.O. Number *	Number of Days in Oper- ation ⁴	Average Inter- cepts per Day	Number of ⁵			Costs		Number of						
			Persons Inter- cepted	Intercepts	Incrim- inating Intercepts	Total Cost in \$	Other Than Manpower in \$	Arrests	Trials	Motions to Suppress Intercepts ⁶			Persons Convicted	
										G	D	P		
NEW YORK, EASTERN (CONTINUED)														
2007-23	30	68	235	2,035	250	449,000	17,000	16	-	-	-	-	-	
2007-24	120	51	19	6,124	678	66,728	5,380	3	-	-	-	-	-	
2007-25	150	21	25	3,160	276	7,477	7,477	-	-	-	-	-	-	
2007-26	30	15	10	439	46	13,763	2,600	-	-	-	-	-	-	
2007-27	60	14	9	839	41	2,991	2,991	-	-	-	-	-	-	
2007-28	4	-	1	1	1	6,660	2,600	-	-	-	-	-	-	
2007-29	60	60	367	3,589	514	30,103	775	5	-	-	-	-	-	
2007-30	4	11	9	45	8	6,660	2,600	-	-	-	-	-	-	
2007-31	21	99	45	2,083	10	7,548	1,220	4	-	-	-	-	-	
2007-32	120	13	124	1,533	400	63,046	4,400	5	-	-	-	-	-	
2007-33	12	114	36	1,365	210	14,781	2,600	2	-	-	-	-	-	
2007-34	60	74	31	4,462	3,126	5,982	5,982	-	-	-	-	-	-	
2007-35	30	61	8	1,823	271	2,991	2,991	-	-	-	-	-	-	
2006-41	I	-	-	-	-	2,600	2,600	-	-	-	-	-	-	
2006-42	15	22	12	330	210	6,195	2,600	RELATED TO NO. 2007-3						
2006-43	59	15	15	904	650	17,339	3,200	RELATED TO NO. 2007-3						
2006-44	49	17	15	816	525	14,943	3,200	RELATED TO NO. 2007-3						
2006-45	30	50	12	1,506	1,050	9,790	2,600	RELATED TO NO. 2007-3						
2006-46	30	20	12	592	390	7,890	700	RELATED TO NO. 2007-3						
2006-47	56	2	14	91	12	RELATED TO NO. 2007-2		-	-	-	-	-	-	
2006-48	30	10	14	293	210	9,790	2,600	RELATED TO NO. 2007-3						
2006-49	22	33	10	727	510	7,873	2,600	RELATED TO NO. 2007-3						
NEW YORK, NORTHERN														
2007-1	39	19	78	750	627	43,146	3,600	5	-	-	-	-	5	
2007-2	55	93	10	5,120	125	46,016	1,400	5	-	-	-	-	-	
NEW YORK, SOUTHERN														
2007-1	30	140	1	4,206	138	100,271	94,971	-	-	-	-	-	-	
2007-2	76	13	30	987	299	143,581	3,320	3	-	-	-	-	-	
2007-3	30	5	15	164	24	9,178	1,600	-	-	-	-	-	-	

⁴ NI indicates never installed. I indicates installed but never used. NP indicates no prosecutor's report.

⁵ NR indicates not reported or could not be determined.

⁶ Motions: G = Granted, D = Denied, P = Pending.

* The first four digits of the A.O. number represent the year in which the wiretap was terminated. Wiretaps that were terminated prior to 2007 were not reported previously because they were part of ongoing investigations.

TABLE A-1
UNITED STATES DISTRICT COURTS

CALENDAR YEAR 2007

**REPORT BY JUDGES OF COURT-AUTHORIZED INTERCEPTS OF WIRE, ORAL, OR ELECTRONIC COMMUNICATIONS
PURSUANT TO 18 U.S.C. 2519**

A.O. Number *	Authorizing Official		Offense Specified	Intercept		Date of Application	Authorized Length		
	Judge	Attorney General ¹		Type ²	Location ³		Original Order (Days)	Number of Extensions	Total Length (Days)
NEW YORK, SOUTHERN (CONTINUED)									
2007-4	HAIGHT	SABIN	NARCOTICS	WS	H	01/09/2007	30	3	120
2007-5	SAND	KEENEY	NARCOTICS	WC	D	01/25/2007	30	0	30
2007-6	KOELTL	WARREN	NARCOTICS	WC	D	01/30/2007	30	0	30
2007-7	KOELTL	KEENEY	NARCOTICS	WC	D	02/01/2007	30	0	30
2007-8	OWEN	KEENEY	NARCOTICS	WS	H	02/06/2007	30	2	90
2007-9	OWEN	KEENEY	NARCOTICS	WC	D	02/06/2007	30	2	90
2007-10	OWEN	SWARTZ	NARCOTICS	WC	D	02/15/2007	30	0	30
2007-11	OWEN	WARREN	NARCOTICS	WC	D	02/16/2007	30	1	60
2007-12	OWEN	WARREN	NARCOTICS	WC	D	02/16/2007	30	2	90
2007-13	MCKENNA	KEENEY	NARCOTICS	WC	D	02/22/2007	30	0	30
2007-14	MCKENNA	SABIN	NARCOTICS	WC	D	02/25/2007	30	0	30
2007-15	MCKENNA	SABIN	NARCOTICS	WC	D	03/01/2007	30	0	30
2007-16	MCKENNA	SABIN	NARCOTICS	WC	D	03/01/2007	30	0	30
2007-17	CEDARBAUM	KEENEY	NARCOTICS	WC	D	03/15/2007	30	1	60
2007-18	CEDARBAUM	WARREN	NARCOTICS	WC	D	03/07/2007	30	1	60
2007-19	OWEN	WARREN	NARCOTICS	WC	D	03/14/2007	30	0	30
2007-20	CEDARBAUM	WARREN	NARCOTICS	WC	D	03/16/2007	30	1	60
2007-21	CASTEL	SABIN	NARCOTICS	WC	D	03/30/2007	30	1	60
2007-22	WOOD	WARREN	NARCOTICS	WC	D	04/11/2007	30	1	60
2007-23	WOOD	SABIN	NARCOTICS	WC	D	04/01/2007	30	0	30
2007-24	WOOD	WARREN	NARCOTICS	WC	D	04/02/2007	30	1	60
2007-25	WOOD	SABIN	NARCOTICS	WC	D	04/11/2007	30	0	30
2007-26	GRIESA	KEENEY	NARCOTICS	WC	D	04/26/2007	30	0	30
2007-27	GRIESA	SABIN	NARCOTICS	WC	D	05/02/2007	30	1	60
2007-28	KEENAN	SWARTZ	NARCOTICS	WC	D	05/09/2007	30	1	60
2007-29	PRESKA	KEENEY	NARCOTICS	WC	D	05/21/2007	30	0	30
2007-30	SAND	SABIN	NARCOTICS	WC	D	06/01/2007	30	4	150
2007-31	CASTEL	KEENEY	NARCOTICS	WC	D	06/22/2007	30	0	30
2007-32	PRESKA	SABIN	NARCOTICS	WC	D	07/05/2007	30	2	90

¹ The prosecuting official authorized the filing of the application under provisions of the state's statute. (See Table 1 for this state's statutory citation.)

² Type: WC = Cellular or Mobile Telephone (Wire), WS = Standard Telephone (Wire), WO = Other (Wire), OM = Microphone (Oral), OO = Other (Oral), ED = Digital Pager (Electronic), EE = Computer or E-Mail (Electronic), EF = Fax Machine (Electronic), EO = Other (Electronic).

³ Location: D = Portable Device, H = Personal Residence, B = Business, A = Public Area, O = Other Location, R = Roving (Relaxed Specification Order), N = Not Specified.

* The first four digits of the A.O. number represent the year in which the wiretap was terminated. Wiretaps that were terminated prior to 2007 were not reported previously because they were part of ongoing investigations.

TABLE A-1
UNITED STATES DISTRICT COURTS

CALENDAR YEAR 2007

REPORT BY PROSECUTORS OF COURT-AUTHORIZED INTERCEPTS OF WIRE, ORAL, OR ELECTRONIC COMMUNICATIONS
PURSUANT TO 18 U.S.C. 2519

A.O. Number *	Number of Days in Oper- ation ⁴	Average Inter- cepts per Day	Number of ⁵			Costs		Number of					
			Persons Inter- cepted	Intercepts	Incrim- inating Intercepts	Total Cost in \$	Other Than Manpower in \$	Arrests	Trials	Motions to Suppress Intercepts ⁶			Persons Convicted
										G	D	P	
NEWYORK, SOUTHERN (CONTINUED)													
2007-4	108	47	1	5,118	767	178,924	175,254	9	-	-	-	-	-
2007-5	14	36	19	506	29	9,396	2,600	-	-	-	-	-	-
2007-6	15	80	5	1,199	3	9,175	-	-	-	-	-	-	-
2007-7	30	18	33	540	295	60,523	3,100	-	-	-	-	-	-
2007-8	71	6	1	410	407	RELATED TO NO. 2007-4		RELATED TO NO. 2007-4					
2007-9	71	5	1	334	334	RELATED TO NO. 2007-4		RELATED TO NO. 2007-4					
2007-10	27	59	17	1,593	322	61,725	15,441	1	-	-	-	-	1
2007-11	55	20	20	1,100	700	22,804	-	6	-	-	-	-	-
2007-12	63	206	13	13,000	402	128,663	33,659	13	-	-	-	-	12
2007-13	11	1	3	7	7	5,387	2,600	10	1	-	-	-	1
2007-14	30	155	195	4,662	1,332	60,526	3,100	-	-	-	-	-	-
2007-15	30	61	1	1,817	46	71,599	3,825	-	-	-	-	-	-
2007-16	30	52	216	1,552	24	29,165	-	-	-	-	-	-	-
2007-17	58	82	21	4,772	1,025	32,803	1,975	-	-	-	-	-	-
2007-18	45	35	24	1,592	322	82,528	17,568	-	-	-	-	-	-
2007-19	27	41	12	1,100	500	13,450	-	6	-	-	-	-	-
2007-20	35	157	38	5,492	523	71,484	15,804	-	-	-	-	-	-
2007-21	46	22	10	1,018	93	46,997	3,000	-	-	-	-	-	-
2007-22	50	7	5	357	204	30,576	3,400	11	-	-	-	-	-
2007-23	28	33	43	921	109	4,733	1,320	14	-	-	-	-	13
2007-24	48	48	97	2,288	93	2,600	2,600	2	-	-	-	-	-
2007-25	30	59	45	1,756	92	12,502	1,400	-	-	-	-	-	-
2007-26	18	21	15	372	12	2,600	2,600	2	-	-	-	-	-
2007-27	36	99	56	3,549	508	19,655	1,905	-	-	-	-	-	-
2007-28	35	8	19	271	86	19,739	2,600	9	-	-	-	-	-
2007-29	16	132	21	2,116	364	10,018	2,885	-	-	-	-	-	-
2007-30	124	63	482	7,796	1,442	87,241	3,030	12	-	-	-	-	-
2007-31	30	2	10	59	8	17,445	2,600	12	-	-	-	-	-
2007-32	90	50	369	4,540	705	49,705	2,770	-	-	-	-	-	-

⁴ NI indicates never installed. I indicates installed but never used. NP indicates no prosecutor's report.

⁵ NR indicates not reported or could not be determined.

⁶ Motions: G = Granted, D = Denied, P = Pending.

* The first four digits of the A.O. number represent the year in which the wiretap was terminated. Wiretaps that were terminated prior to 2007 were not reported previously because they were part of ongoing investigations.

TABLE A-1
UNITED STATES DISTRICT COURTS

CALENDAR YEAR 2007

REPORT BY JUDGES OF COURT-AUTHORIZED INTERCEPTS OF WIRE, ORAL, OR ELECTRONIC COMMUNICATIONS PURSUANT TO 18 U.S.C. 2519									
A.O. Number *	Authorizing Official		Offense Specified	Intercept		Date of Application	Authorized Length		
	Judge	Attorney General ¹		Type ²	Location ³		Original Order (Days)	Number of Extensions	Total Length (Days)
NEWYORK, SOUTHERN (CONTINUED)									
2007-33	STEIN	SABIN	NARCOTICS	WC	D	07/12/2007	30	0	30
2006-63	BERMAN	KEENEY	NARCOTICS	WC	D	04/03/2006	30	0	30
2006-64	BRIEANT	SWARTZ	NARCOTICS	WC	D	09/19/2006	30	1	60
NEW YORK, WESTERN									
2007-1	SKRETNY	WARREN	NARCOTICS	WC	D	04/02/2007	30	0	30
2007-2	SKRETNY	WARREN	NARCOTICS	WC	D	04/24/2007	30	2	90
2007-3	SKRETNY	WARREN	NARCOTICS	WC	D	04/24/2007	30	1	60
2007-4	SKRETNY	SABIN	NARCOTICS	WC	D	05/09/2007	30	1	60
NORTH CAROLINA, MIDDLE									
2007-1	BEATTY	KEENEY	NARCOTICS	WC	D	03/15/2007	30	2	90
2007-2	BEATTY	WARREN	NARCOTICS	WC	D	03/23/2007	30	1	60
2007-3	OSTEEN	WARREN	NARCOTICS	WC	D	05/21/2007	30	0	30
2007-4	BEATTY	KEENEY	NARCOTICS	WC	D	06/21/2007	30	1	60
NORTH CAROLINA, WESTERN									
2007-1	CONRAD	KEENEY	NARCOTICS	WC	D	05/02/2007	30	1	60
2007-2	CONRAD	MANDELKER	NARCOTICS	WC	D	06/25/2007	30	1	60
2006-1	THORNBURG	WARREN	NARCOTICS	WC	D	04/28/2006	30	1	60
2006-2	VOORHEES	PARSKY	NARCOTICS	WC	D	06/09/2006	30	0	30
2006-3	THORNBURG	WARREN	NARCOTICS	WC	D	07/05/2006	30	0	30
2006-4	THORNBURG	KEENEY	NARCOTICS	WC	D	07/24/2006	30	0	30
2006-5	THORNBURG	KEENEY	NARCOTICS	WC	D	09/01/2006	30	0	30
OHIO, NORTHERN									
2007-1	NUGENT	SWARTZ	NARCOTICS	WC	D	02/02/2007	30	0	30
2007-2	POLSTER	SWARTZ	NARCOTICS	WC	D	04/19/2007	30	2	90
2007-3	O'MALLEY	SWARTZ	NARCOTICS	WC	D	05/17/2007	30	2	90
2007-4	LIOI	WARREN	NARCOTICS	WC,WS	D,H	05/30/2007	30	3	120
2007-5	O'MALLEY	KEENEY	NARCOTICS	WC	D	06/01/2007	30	0	30
2006-25	O'MALLEY	PARSKY	NARCOTICS	WC	D	02/10/2006	30	2	90
2006-26	O'MALLEY	SWARTZ	NARCOTICS	WC	D	03/29/2006	30	0	30
2006-27	WELLS	SABIN	NARCOTICS	WC	D	06/30/2006	30	3	120

¹ The prosecuting official authorized the filing of the application under provisions of the state's statute. (See Table 1 for this state's statutory citation.)

² Type: WC = Cellular or Mobile Telephone (Wire), WS = Standard Telephone (Wire), WO = Other (Wire), OM = Microphone (Oral), OO = Other (Oral), ED = Digital Pager (Electronic), EE = Computer or E-Mail (Electronic), EF = Fax Machine (Electronic), EO = Other (Electronic).

³ Location: D = Portable Device, H = Personal Residence, B = Business, A = Public Area, O = Other Location, R = Roving (Relaxed Specification Order), N = Not Specified.

* The first four digits of the A.O. number represent the year in which the wiretap was terminated. Wiretaps that were terminated prior to 2007 were not reported previously because they were part of ongoing investigations.

TABLE A-1
UNITED STATES DISTRICT COURTS

CALENDAR YEAR 2007

REPORT BY PROSECUTORS OF COURT-AUTHORIZED INTERCEPTS OF WIRE, ORAL, OR ELECTRONIC COMMUNICATIONS
PURSUANT TO 18 U.S.C. 2519

A.O. Number *	Number of Days in Operation ⁴	Average Inter- cepts per Day	Number of ⁵			Costs		Number of					
			Persons Inter- cepted	Intercepts	Incrim- inating Intercepts	Total Cost in \$	Other Than Manpower in \$	Arrests	Trials	Motions to Suppress Intercepts ⁶			Persons Con- victed
										G	D	P	
NEW YORK, SOUTHERN (CONTINUED)													
2007-33	29	152	74	4,404	172	8,168	1,520	8	-	-	-	-	-
2006-63	23	57	71	1,310	98	12,159	1,000	2	-	-	-	-	-
2006-64	60	247	82	14,793	3,085	63,538	7,960	11	-	-	-	-	5
NEW YORK, WESTERN													
2007-1	NI	-	-	-	-	-	-	-	-	-	-	-	-
2007-2	90	273	1,209	24,577	2,268	RELATED TO NO. 2007-3		-	-	-	-	-	-
2007-3	60	3	27	179	2	244,831	11,900	-	-	-	-	-	-
2007-4	60	19	15	1,168	81	69,321	5,030	6	-	-	-	-	-
NORTH CAROLINA, MIDDLE													
2007-1	90	27	171	2,436	571	310,000	200,000	18	-	-	-	-	-
2007-2	47	70	45	3,286	822	68,800	5,200	6	-	-	-	-	-
2007-3	30	47	157	1,409	224	RELATED TO NO. 2007-1		RELATED TO NO. 2007-1					
2007-4	44	64	55	2,809	537	65,915	7,200	-	-	-	-	-	-
NORTH CAROLINA, WESTERN													
2007-1	60	108	68	6,452	168	30,355	2,200	3	-	-	-	-	-
2007-2	55	28	154	1,549	674	33,437	2,200	-	-	-	-	-	-
2006-1	57	6	39	363	51	217,994	6,125	5	-	-	-	-	5
2006-2	30	10	18	290	83	136,420	2,500	21	-	-	-	-	21
2006-3	20	23	35	458	72	112,988	4,500	-	-	-	-	-	-
2006-4	11	52	53	572	7	57,382	3,000	-	-	-	-	-	-
2006-5	30	93	100	2,802	172	135,920	2,000	-	-	-	-	-	-
OHIO, NORTHERN													
2007-1	15	-	1	1	-	4,000	4,000	-	-	-	-	-	-
2007-2	75	42	35	3,116	429	77,625	5,625	-	-	-	-	-	-
2007-3	70	11	198	767	372	52,329	4,685	-	-	-	-	-	-
2007-4	120	11	671	1,337	1,015	72,951	8,151	-	-	-	-	-	-
2007-5	30	1	6	16	2	14,871	800	2	-	-	-	-	-
2006-25	71	11	117	778	134	161,814	80	24	-	-	-	-	-
2006-26	24	5	21	113	75	6,020	1,600	28	2	1	-	-	-
2006-27	88	31	27	2,712	247	160,141	6,185	-	-	-	-	-	-

⁴ NI indicates never installed. I indicates installed but never used. NP indicates no prosecutor's report.

⁵ NR indicates not reported or could not be determined.

⁶ Motions: G = Granted, D = Denied, P = Pending.

* The first four digits of the A.O. number represent the year in which the wiretap was terminated. Wiretaps that were terminated prior to 2007 were not reported previously because they were part of ongoing investigations.

TABLE A-1
UNITED STATES DISTRICT COURTS

CALENDAR YEAR 2007

**REPORT BY JUDGES OF COURT-AUTHORIZED INTERCEPTS OF WIRE, ORAL, OR ELECTRONIC COMMUNICATIONS
PURSUANT TO 18 U.S.C. 2519**

A.O. Number *	Authorizing Official		Offense Specified	Intercept		Date of Application	Authorized Length		
	Judge	Attorney General ¹		Type ²	Location ³		Original Order (Days)	Number of Extensions	Total Length (Days)
OHIO, NORTHERN (CONTINUED)									
2006-28	O'MALLEY	KEENEY	NARCOTICS	WC	D	08/16/2006	30	1	60
2006-29	ADAMS	KEENEY	NARCOTICS	WC	D	10/11/2006	30	0	30
2006-30	NUGENT	SABIN	NARCOTICS	WC	D	11/20/2006	30	0	30
2005-19	GAUGHAN	WARREN	NARCOTICS	WC	D	09/28/2005	30	1	60
2005-20	O'MALLEY	KEENEY	NARCOTICS	WC	D	10/14/2005	30	2	90
2004-22	OLIVER	WARREN	\$LAUNDERING	WC,WS,OM	D,B	07/21/2004	30	3	120
2004-23	OLIVER	WARREN	\$LAUNDERING	EF	B	08/31/2004	30	0	30
OHIO, SOUTHERN									
2007-1	BARRETT	WARREN	NARCOTICS	WC	D	12/12/2006	30	1	60
2007-2	ROSE	WARREN	NARCOTICS	WC	D	01/24/2007	30	2	90
2007-3	BARRETT	SABIN	NARCOTICS	WC	D	02/02/2007	30	0	30
2007-4	ROSE	WARREN	NARCOTICS	WC	D	04/06/2007	30	0	30
OKLAHOMA, NORTHERN									
2006-1	EAGAN	SWARTZ	CORRUPTION	WC	D	11/16/2005	30	2	90
2006-2	EAGAN	KEENEY	CORRUPTION	WC	D	01/25/2006	30	0	30
OKLAHOMA, WESTERN									
2006-3	LEONARD	SABIN	NARCOTICS	WS	B	03/29/2006	30	1	60
2006-4	MILES-LAGRANGE	SABIN	NARCOTICS	WC	D	05/15/2006	30	1	60
OREGON									
2007-1	MOSMAN	MANDELKER	NARCOTICS	WC	D	10/27/2006	30	1	60
2007-2	HAGGERTY	SABIN	CORRUPTION	WC	D	11/28/2006	30	1	60
2007-3	AIKEN	WARREN	NARCOTICS	WC	D	12/12/2006	30	0	30
2007-4	MOSMAN	WARREN	NARCOTICS	WC	D	12/21/2006	30	0	30
2007-5	AIKEN	SABIN	NARCOTICS	WC	D	01/12/2007	30	0	30
2007-6	HAGGERTY	SABIN	CORRUPTION	WC	D	02/07/2007	30	0	30
2007-7	MOSMAN	SABIN	NARCOTICS	WC	D	02/08/2007	30	1	60
2007-8	MOSMAN	KEENEY	NARCOTICS	WC	D	02/09/2007	30	1	60
2007-9	AIKEN	SABIN	NARCOTICS	WC	D	02/09/2007	30	0	30
2007-10	MOSMAN	SABIN	NARCOTICS	WC	D	02/12/2007	30	3	120
2007-11	AIKEN	KEENEY	NARCOTICS	WC	D	02/23/2007	30	0	30

¹ The prosecuting official authorized the filing of the application under provisions of the state's statute. (See Table 1 for this state's statutory citation.)

² Type: WC = Cellular or Mobile Telephone (Wire), WS = Standard Telephone (Wire), WO = Other (Wire), OM = Microphone (Oral), OO = Other (Oral), ED = Digital Pager (Electronic), EE = Computer or E-Mail (Electronic), EF = Fax Machine (Electronic), EO = Other (Electronic).

³ Location: D = Portable Device, H = Personal Residence, B = Business, A = Public Area, O = Other Location, R = Roving (Relaxed Specification Order), N = Not Specified.

* The first four digits of the A.O. number represent the year in which the wiretap was terminated. Wiretaps that were terminated prior to 2007 were not reported previously because they were part of ongoing investigations.

TABLE A-1
UNITED STATES DISTRICT COURTS

CALENDAR YEAR 2007

**REPORT BY PROSECUTORS OF COURT-AUTHORIZED INTERCEPTS OF WIRE, ORAL, OR ELECTRONIC COMMUNICATIONS
PURSUANT TO 18 U.S.C. 2519**

A.O. Number *	Number of Days in Oper- ation ⁴	Average Inter- cepts per Day	Number of ⁵			Costs		Number of					
			Persons Inter- cepted	Intercepts	Incrim- inating Intercepts	Total Cost in \$	Other Than Manpower in \$	Arrests	Trials	Motions to Suppress Intercepts ⁶			Persons Convicted
										G	D	P	
OHIO, NORTHERN (CONTINUED)													
2006-28	34	1	15	33	7	47,081	625	-	-	-	-	-	-
2006-29	30	10	15	290	62	57,339	39,050	-	-	-	-	-	-
2006-30	7	12	15	87	15	11,200	6,000	6	-	-	-	-	-
2005-19	55	7	68	391	21	89,170	500	-	-	-	-	-	-
2005-20	69	7	91	504	471	27,345	1,800	-	-	-	-	-	-
2004-22	120	139	1,354	16,628	109	250,994	3,345	16	-	1	-	-	16
2004-23	30	12	NR	368	12	RELATED TO NO. 2004-22		-	-	-	-	-	-
OHIO, SOUTHERN													
2007-1	38	4	10	155	60	22,180	12,380	5	-	-	-	-	-
2007-2	90	42	30	3,810	760	197,500	8,500	6	-	-	-	-	-
2007-3	6	29	10	176	40	1,400	1,400	5	-	-	-	-	-
2007-4	30	26	18	792	124	92,500	29,500	6	-	-	-	-	3
OKLAHOMA, NORTHERN													
2006-1	87	95	102	8,225	1,638	31,254	1,800	-	-	-	-	-	-
2006-2	29	8	17	225	14	66,230	600	18	-	-	-	-	10
OKLAHOMA, WESTERN													
2006-3	52	42	54	2,209	82	17,712	-	29	-	-	1	-	24
2006-4	47	75	41	3,530	755	17,526	-	24	-	-	-	-	24
OREGON													
2007-1	49	24	98	1,160	325	30,521	10,192	-	-	-	-	-	-
2007-2	60	47	71	2,801	202	69,748	1,895	1	-	-	-	-	-
2007-3	30	84	245	2,512	223	128,861	29,236	41	-	-	-	-	-
2007-4	21	11	26	226	37	42,263	6,570	-	-	-	-	-	-
2007-5	30	138	343	4,150	516	145,034	42,560	RELATED TO NO. 2007-3					
2007-6	30	25	28	759	42	37,982	2,980	3	-	-	-	-	-
2007-7	51	68	87	3,454	282	118,751	15,323	-	-	-	-	-	-
2007-8	59	264	606	15,590	1,522	103,930	5,062	11	-	-	-	-	-
2007-9	30	37	52	1,101	219	RELATED TO NO. 2007-5		RELATED TO NO. 2007-3					
2007-10	120	57	52	6,801	222	6,000	6,000	-	-	-	-	-	-
2007-11	30	46	141	1,370	80	109,809	35,831	RELATED TO NO. 2007-3					

⁴ NI indicates never installed. I indicates installed but never used. NP indicates no prosecutor's report.

⁵ NR indicates not reported or could not be determined.

⁶ Motions: G = Granted, D = Denied, P = Pending.

* The first four digits of the A.O. number represent the year in which the wiretap was terminated. Wiretaps that were terminated prior to 2007 were not reported previously because they were part of ongoing investigations.

TABLE A-1
UNITED STATES DISTRICT COURTS

CALENDAR YEAR 2007

**REPORT BY JUDGES OF COURT-AUTHORIZED INTERCEPTS OF WIRE, ORAL, OR ELECTRONIC COMMUNICATIONS
PURSUANT TO 18 U.S.C. 2519**

A.O. Number *	Authorizing Official		Offense Specified	Intercept		Date of Application	Authorized Length		
	Judge	Attorney General ¹		Type ²	Location ³		Original Order (Days)	Number of Extensions	Total Length (Days)
OREGON (CONTINUED)									
2007-12	HAGGERTY	SABIN	CORRUPTION	WC	D	03/05/2007	30	0	30
2007-13	MOSMAN	SABIN	NARCOTICS	WC	D	03/09/2007	30	0	30
2007-14	MOSMAN	WARREN	NARCOTICS	WC	D	04/06/2007	30	1	60
2007-15	MOSMAN	KEENEY	NARCOTICS	WC	D	05/10/2007	30	0	30
PENNSYLVANIA, EASTERN									
2007-1	DAVIS	KEENEY	NARCOTICS	WC	D	01/29/2007	30	2	90
2007-2	SCHILLER	KEENEY	NARCOTICS	WC	D	01/31/2007	30	0	30
2007-3	RUFE	WARREN	NARCOTICS	WC	D	02/23/2007	30	0	30
2007-4	SCHILLER	KEENEY	NARCOTICS	WC	D	03/08/2007	30	0	30
2007-5	DAVIS	SWARTZ	NARCOTICS	WC	D	03/19/2007	30	1	60
2007-6	DALZELL	WARREN	NARCOTICS	WC	D	03/21/2007	30	2	90
2007-7	DAVIS	WARREN	NARCOTICS	WC	D	04/04/2007	30	0	30
2007-8	RUFE	WARREN	NARCOTICS	WC	D	04/11/2007	30	1	60
2007-9	GARDNER	SWARTZ	NARCOTICS	WC	D	04/19/2007	30	2	90
2007-10	DAVIS	KEENEY	NARCOTICS	WC	D	05/02/2007	30	0	30
2007-11	DALZELL	KEENEY	NARCOTICS	WC	D	05/25/2007	30	0	30
2006-13	BAYLSON	WARREN	NARCOTICS	WC	D	02/08/2006	30	0	30
2006-14	MCLAUGHLIN	KEENEY	NARCOTICS	WC	D	08/23/2006	30	3	120
2006-15	SCHILLER	SABIN	NARCOTICS	WC	D	11/28/2006	30	0	30
PENNSYLVANIA, MIDDLE									
2006-1	JONES, III	SABIN	NARCOTICS	WC	D	09/01/2006	30	1	60
2006-2	JONES, III	KEENEY	NARCOTICS	WC	D	10/13/2006	30	2	90
2006-3	RAMBO	KEENEY	NARCOTICS	WC	D	10/15/2006	30	0	30
2006-4	JONES, III	WARREN	NARCOTICS	WC	D	11/17/2006	30	0	30
2006-5	RAMBO	SWARTZ	NARCOTICS	WC	D	11/21/2006	30	0	30
2006-6	JONES, III	SABIN	NARCOTICS	WC	D	12/01/2006	30	0	30
PUERTO RICO									
2007-1	GELPI	KEENEY	NARCOTICS	WC	D	02/23/2007	30	0	30
2007-2	GELPI	SWARTZ	NARCOTICS	WC	D	03/15/2007	30	1	60

¹ The prosecuting official authorized the filing of the application under provisions of the state's statute. (See Table 1 for this state's statutory citation.)

² Type: WC = Cellular or Mobile Telephone (Wire), WS = Standard Telephone (Wire), WO = Other (Wire), OM = Microphone (Oral), OO = Other (Oral), ED = Digital Pager (Electronic), EE = Computer or E-Mail (Electronic), EF = Fax Machine (Electronic), EO = Other (Electronic).

³ Location: D = Portable Device, H = Personal Residence, B = Business, A = Public Area, O = Other Location, R = Roving (Relaxed Specification Order), N = Not Specified.

* The first four digits of the A.O. number represent the year in which the wiretap was terminated. Wiretaps that were terminated prior to 2007 were not reported previously because they were part of ongoing investigations.

TABLE A-1
UNITED STATES DISTRICT COURTS

CALENDAR YEAR 2007

REPORT BY PROSECUTORS OF COURT-AUTHORIZED INTERCEPTS OF WIRE, ORAL, OR ELECTRONIC COMMUNICATIONS
PURSUANT TO 18 U.S.C. 2519

A.O. Number *	Number of Days in Operation ⁴	Average Intercepts per Day	Number of ⁵			Costs		Number of					
			Persons Intercepted	Intercepts	Incriminating Intercepts	Total Cost in \$	Other Than Manpower in \$	Arrests	Trials	Motions to Suppress Intercepts ⁶			Persons Convicted
										G	D	P	
OREGON (CONTINUED)													
2007-12	30	67	79	1,996	129	34,140	3,528	1	-	-	-	-	-
2007-13	25	16	31	411	47	15,090	4,950	-	-	-	-	-	-
2007-14	58	38	81	2,187	151	111,421	17,322	-	-	-	-	-	-
2007-15	28	100	126	2,812	983	62,059	16,632	-	-	-	-	-	-
PENNSYLVANIA, EASTERN													
2007-1	90	265	18	23,850	5,962	241,600	150,000	8	-	-	-	-	8
2007-2	30	47	80	1,406	476	296,380	17,420	7	-	-	-	-	5
2007-3	15	-	1	4	NR	29,544	10,600	1	-	-	-	-	-
2007-4	30	46	35	1,395	380	RELATED TO NO. 2007-2		RELATED TO NO. 2007-2					
2007-5	52	88	16	4,576	1,144	88,600	36,000	4	-	-	-	-	4
2007-6	76	71	53	5,388	270	225,680	6,500	-	-	-	-	-	-
2007-7	30	65	8	1,950	250	26,200	24,500	3	-	-	-	-	3
2007-8	37	18	39	670	124	25,515	13,073	1	-	-	-	-	-
2007-9	64	40	11	2,534	264	168,763	122,663	12	-	-	-	-	-
2007-10	24	62	12	1,488	852	38,900	12,500	3	-	-	-	-	3
2007-11	11	12	15	133	13	14,559	3,600	3	-	-	-	-	-
2006-13	30	108	25	3,228	2,148	85,450	8,500	5	1	-	2	-	5
2006-14	98	112	120	10,944	2,498	478,130	129,860	16	-	-	-	-	-
2006-15	30	95	80	2,848	842	RELATED TO NO. 2007-2		RELATED TO NO. 2007-2					
PENNSYLVANIA, MIDDLE													
2006-1	58	72	85	4,177	1,419	15,940	10,485	-	-	-	-	-	-
2006-2	70	38	43	2,682	848	11,289	5,834	-	-	-	-	-	-
2006-3	30	5	75	162	121	25,000	-	20	-	-	-	-	15
2006-4	23	14	28	320	90	6,724	1,267	-	-	-	-	-	-
2006-5	21	9	35	179	137	25,000	-	RELATED TO NO. 2006-3					
2006-6	20	2	13	49	20	6,726	1,267	23	-	-	-	-	13
PUERTO RICO													
2007-1	30	24	NR	721	118	141,405	1,500	-	-	-	-	-	-
2007-2	60	42	NR	2,533	469	RELATED TO NO. 2007-1		-	-	-	-	-	-

⁴ NI indicates never installed. I indicates installed but never used. NP indicates no prosecutor's report.

⁵ NR indicates not reported or could not be determined.

⁶ Motions: G = Granted, D = Denied, P = Pending.

* The first four digits of the A.O. number represent the year in which the wiretap was terminated. Wiretaps that were terminated prior to 2007 were not reported previously because they were part of ongoing investigations.

TABLE A-1
UNITED STATES DISTRICT COURTS

CALENDAR YEAR 2007

REPORT BY JUDGES OF COURT-AUTHORIZED INTERCEPTS OF WIRE, ORAL, OR ELECTRONIC COMMUNICATIONS PURSUANT TO 18 U.S.C. 2519									
A.O. Number *	Authorizing Official		Offense Specified	Intercept		Date of Application	Authorized Length		
	Judge	Attorney General ¹		Type ²	Location ³		Original Order (Days)	Number of Extensions	Total Length (Days)
PUERTO RICO (CONTINUED)									
2007-3	GELPI	SWARTZ	NARCOTICS	WC	D	03/30/2007	30	0	30
2007-4	BESOSA	KEENEY	NARCOTICS	WC	D	04/18/2007	30	1	60
2007-5	GARCIA-GREGORY	SWARTZ	NARCOTICS	WC	D	08/10/2007	30	2	90
2007-6	GARCIA-GREGORY	KEENEY	NARCOTICS	WC	D	08/10/2007	30	0	30
2006-1	GELPI	KEENEY	COERCION	WC	D	08/07/2006	30	0	30
RHODE ISLAND									
2007-1	SMITH	KEENEY	EXTORTION	OM	B	03/26/2007	30	0	30
SOUTH CAROLINA									
2007-1	FLOYD	KEENEY	NARCOTICS	WC	D	06/07/2007	30	1	60
TENNESSEE, EASTERN									
2007-1	GREER	KEENEY	NARCOTICS	WC	D	02/03/2007	30	0	30
2007-2	PHILLIPS	KEENEY	NARCOTICS	WC	D	02/12/2007	30	0	30
2007-3	GREER	KEENEY	NARCOTICS	WC	D	02/26/2007	30	1	60
2007-4	PHILLIPS	SABIN	NARCOTICS	WC	D	03/09/2007	30	0	30
2007-5	GREER	KEENEY	NARCOTICS	WC	D	03/21/2007	30	0	30
2007-6	GREER	KEENEY	NARCOTICS	WC	D	04/30/2007	30	3	120
2007-7	VARLAN	WARREN	NARCOTICS	WC	D	05/17/2007	30	1	60
2007-8	VARLAN	SABIN	NARCOTICS	WS,WC	H,D	06/15/2007	30	0	30
TENNESSEE, MIDDLE									
2007-1	CAMPBELL	WARREN	\$LAUNDERING	WC,WS	D,B	01/24/2007	30	0	30
2007-2	CAMPBELL	KEENEY	NARCOTICS	WC	D	06/13/2007	30	0	30
TENNESSEE, WESTERN									
2006-1	MAYS	WARREN	NARCOTICS	WC	D	04/20/2006	30	1	60
2006-2	MAYS	SWARTZ	NARCOTICS	WC	D	06/21/2006	30	1	60
TEXAS, EASTERN									
2007-1	SCHELL	WARREN	NARCOTICS	WC	D	03/22/2007	30	0	30
2007-2	SCHNEIDER	SABIN	NARCOTICS	WC	D	06/05/2007	30	2	90
2007-3	SCHNEIDER	SABIN	NARCOTICS	WC	D	07/09/2007	30	0	30
2006-2	HEARTFIELD	BIANCO	NARCOTICS	WC	D	01/11/2006	30	0	30

¹ The prosecuting official authorized the filing of the application under provisions of the state's statute. (See Table 1 for this state's statutory citation.)

² Type: WC = Cellular or Mobile Telephone (Wire), WS = Standard Telephone (Wire), WO = Other (Wire), OM = Microphone (Oral), OO = Other (Oral), ED = Digital Pager (Electronic), EE = Computer or E-Mail (Electronic), EF = Fax Machine (Electronic), EO = Other (Electronic).

³ Location: D = Portable Device, H = Personal Residence, B = Business, A = Public Area, O = Other Location, R = Roving (Relaxed Specification Order), N = Not Specified.

* The first four digits of the A.O. number represent the year in which the wiretap was terminated. Wiretaps that were terminated prior to 2007 were not reported previously because they were part of ongoing investigations.

TABLE A-1
UNITED STATES DISTRICT COURTS

CALENDAR YEAR 2007

**REPORT BY PROSECUTORS OF COURT-AUTHORIZED INTERCEPTS OF WIRE, ORAL, OR ELECTRONIC COMMUNICATIONS
PURSUANT TO 18 U.S.C. 2519**

A.O. Number *	Number of Days in Operation ⁴	Average Intercepts per Day	Number of ⁵			Costs		Number of					
			Persons Intercepted	Intercepts	Incriminating Intercepts	Total Cost in \$	Other Than Manpower in \$	Arrests	Trials	Motions to Suppress Intercepts ⁶			Persons Convicted
										G	D	P	
PUERTO RICO (CONTINUED)													
2007-3	30	50	NR	1,507	19	RELATED TO NO. 2007-1		-	-	-	-	-	-
2007-4	60	12	46	703	197	142,847	1,125	-	-	-	-	-	-
2007-5	62	134	200	8,286	403	337,631	103,500	32	-	-	-	-	-
2007-6	30	249	145	7,467	547	69,923	1,250	-	-	-	-	-	-
2006-1	30	101	75	3,018	165	55,088	3,200	-	-	-	-	-	-
RHODE ISLAND													
2007-1	NI	-	-	-	-	-	-	-	-	-	-	-	-
SOUTH CAROLINA													
2007-1	60	100	17	6,017	98	37,474	5,000	14	-	-	2	-	-
TENNESSEE, EASTERN													
2007-1	30	67	80	2,000	138	26,920	1,000	-	-	-	-	-	-
2007-2	30	34	156	1,023	256	13,000	-	6	-	-	-	-	-
2007-3	50	92	30	4,599	146	44,150	950	-	-	-	-	-	-
2007-4	30	43	167	1,302	326	13,000	-	6	-	-	-	-	-
2007-5	15	28	30	420	5	6,400	-	-	-	-	-	-	-
2007-6	120	117	50	14,000	1,026	54,600	6,000	-	-	-	-	-	-
2007-7	55	58	35	3,182	642	21,000	6,000	5	-	-	1	-	2
2007-8	30	177	64	5,308	474	18,000	8,000	-	-	-	-	-	-
TENNESSEE, MIDDLE													
2007-1	16	151	145	2,420	671	145,507	10,013	5	-	-	-	-	3
2007-2	21	64	40	1,340	389	18,990	2,190	16	-	-	-	-	-
TENNESSEE, WESTERN													
2006-1	60	19	28	1,144	433	62,935	2,700	14	-	-	-	-	-
2006-2	56	76	31	4,272	2,144	86,767	3,000	RELATED TO NO. 2006-1					
TEXAS, EASTERN													
2007-1	30	46	12	1,382	340	17,353	4,200	1	-	-	-	-	-
2007-2	90	23	10	2,027	401	42,470	4,200	-	-	-	-	-	-
2007-3	30	14	5	421	134	21,231	2,100	-	-	-	-	-	-
2006-2	29	106	22	3,088	558	RELATED TO NO. 2006-4		RELATED TO NO. 2006-4					

⁴ NI indicates never installed. I indicates installed but never used. NP indicates no prosecutor's report.

⁵ NR indicates not reported or could not be determined.

⁶ Motions: G = Granted, D = Denied, P = Pending.

* The first four digits of the A.O. number represent the year in which the wiretap was terminated. Wiretaps that were terminated prior to 2007 were not reported previously because they were part of ongoing investigations.

TABLE A-1
UNITED STATES DISTRICT COURTS

CALENDAR YEAR 2007

**REPORT BY JUDGES OF COURT-AUTHORIZED INTERCEPTS OF WIRE, ORAL, OR ELECTRONIC COMMUNICATIONS
PURSUANT TO 18 U.S.C. 2519**

A.O. Number *	Authorizing Official		Offense Specified	Intercept		Date of Application	Authorized Length		
	Judge	Attorney General ¹		Type ²	Location ³		Original Order (Days)	Number of Extensions	Total Length (Days)
TEXAS, EASTERN (CONTINUED)									
2006-3	HEARTFIELD	SWARTZ	NARCOTICS	WC	D	02/06/2006	30	0	30
2006-4	HEARTFIELD	KEENEY	NARCOTICS	WC	D	03/09/2006	30	0	30
TEXAS, NORTHERN									
2007-1	MEANS	WARREN	NARCOTICS	WC	D	12/29/2006	30	0	30
2007-2	SOLIS	SABIN	NARCOTICS	WC	D	01/11/2007	30	1	60
2007-3	SOLIS	SABIN	NARCOTICS	WC	D	01/18/2007	30	0	30
2007-4	SOLIS	WARREN	NARCOTICS	WC	D	02/15/2007	30	0	30
2007-5	LINDSAY	KEENEY	NARCOTICS	WC	D	03/16/2007	30	0	30
2007-6	LINDSAY	SABIN	NARCOTICS	WC	D	03/20/2007	30	1	60
2007-7	LINDSAY	SWARTZ	NARCOTICS	WC	D	03/27/2007	30	2	90
2007-8	LINDSAY	KEENEY	NARCOTICS	WC	D	04/24/2007	30	0	30
2007-9	LINDSAY	WARREN	NARCOTICS	WC	D	04/26/2007	30	1	60
2007-10	BOYLE	SABIN	NARCOTICS	WC	D	05/09/2007	30	3	120
2007-11	LYNN	KEENEY	NARCOTICS	WC	D	06/28/2007	30	0	30
2007-12	LYNN	SABIN	NARCOTICS	WC	D	07/02/2007	30	0	30
2006-5	BOYLE	SWARTZ	NARCOTICS	WC	D	10/12/2006	30	0	30
2006-6	FITZWATER	KEENEY	NARCOTICS	WC	D	11/29/2006	30	0	30
TEXAS, SOUTHERN									
2007-1	JACK	MANDELKER	NARCOTICS	WC	D	10/30/2006	30	2	90
2007-2	HARMON	SABIN	NARCOTICS	WC	D	11/17/2006	30	1	60
2007-3	GILMORE	WARREN	NARCOTICS	WC	D	01/05/2007	30	1	60
2007-4	CRANE	KEENEY	NARCOTICS	WC	D	01/26/2007	30	0	30
2007-5	CRANE	SWARTZ	NARCOTICS	WC	D	01/30/2007	30	0	30
2007-6	TAGLE	SABIN	NARCOTICS	WC	D	02/07/2007	30	0	30
2007-7	ATLAS	KEENEY	NARCOTICS	WC	D	02/07/2007	30	0	30
2007-8	HEAD	WARREN	NARCOTICS	WC	D	02/14/2007	30	2	90
2007-9	HITTNER	SABIN	NARCOTICS	WC	D	02/23/2007	30	2	90
2007-10	ATLAS	KEENEY	NARCOTICS	WC	D	03/01/2007	30	0	30
2007-11	ALVAREZ	FISHER	NARCOTICS	WC	D	03/07/2007	30	0	30

¹ The prosecuting official authorized the filing of the application under provisions of the state's statute. (See Table 1 for this state's statutory citation.)

² Type: WC = Cellular or Mobile Telephone (Wire), WS = Standard Telephone (Wire), WO = Other (Wire), OM = Microphone (Oral), OO = Other (Oral), ED = Digital Pager (Electronic), EE = Computer or E-Mail (Electronic), EF = Fax Machine (Electronic), EO = Other (Electronic).

³ Location: D = Portable Device, H = Personal Residence, B = Business, A = Public Area, O = Other Location, R = Roving (Relaxed Specification Order), N = Not Specified.

* The first four digits of the A.O. number represent the year in which the wiretap was terminated. Wiretaps that were terminated prior to 2007 were not reported previously because they were part of ongoing investigations.

TABLE A-1
UNITED STATES DISTRICT COURTS

CALENDAR YEAR 2007

**REPORT BY PROSECUTORS OF COURT-AUTHORIZED INTERCEPTS OF WIRE, ORAL, OR ELECTRONIC COMMUNICATIONS
PURSUANT TO 18 U.S.C. 2519**

A.O. Number *	Number of Days in Oper- ation ⁴	Average Inter- cepts per Day	Number of ⁵			Costs		Number of					
			Persons Inter- cepted	Intercepts	Incrim- inating Intercepts	Total Cost in \$	Other Than Manpower in \$	Arrests	Trials	Motions to Suppress Intercepts ⁶			Persons Convicted
										G	D	P	
TEXAS, EASTERN (CONTINUED)													
2006-3	2	28	3	56	1	RELATED TO NO. 2006-4		RELATED TO NO. 2006-4					
2006-4	15	212	17	3,175	466	75,693	1,250	22	-	-	-	-	17
TEXAS, NORTHERN													
2007-1	30	3	22	79	-	10,600	600	-	-	-	-	-	-
2007-2	60	62	39	3,700	550	47,308	5,580	-	-	-	-	-	-
2007-3	14	46	12	648	297	32,240	2,000	21	-	-	-	-	-
2007-4	30	19	19	580	159	67,800	3,000	12	-	-	-	-	-
2007-5	28	46	20	1,302	194	13,584	3,500	5	-	-	-	-	-
2007-6	42	39	40	1,635	653	93,720	3,000	10	-	-	-	-	-
2007-7	90	63	120	5,699	844	59,505	2,100	15	-	-	-	-	-
2007-8	14	27	15	381	120	31,740	1,500	10	-	-	-	-	-
2007-9	60	82	150	4,931	733	40,370	2,100	-	-	-	-	-	-
2007-10	110	26	27	2,865	988	243,600	6,000	12	-	-	-	-	-
2007-11	30	35	100	1,050	351	31,852	4,650	5	-	-	-	-	-
2007-12	30	49	82	1,479	219	21,235	2,100	15	-	-	-	-	-
2006-5	29	55	147	1,596	433	33,377	1,300	2	-	-	-	-	-
2006-6	10	44	15	444	273	-	-	-	-	-	-	-	-
TEXAS, SOUTHERN													
2007-1	90	20	42	1,800	1,650	48,150	4,650	-	-	-	-	-	-
2007-2	60	53	80	3,200	300	41,904	18,000	2	-	-	-	-	-
2007-3	60	24	256	1,451	302	64,996	6,150	3	-	-	-	-	3
2007-4	30	32	65	971	195	37,554	4,000	7	-	-	-	-	-
2007-5	30	80	8	2,392	2,000	554,145	9,723	23	-	-	-	-	-
2007-6	10	46	20	459	3	17,768	17,768	1	-	-	-	-	1
2007-7	19	47	18	890	43	31,552	2,700	-	-	-	-	-	-
2007-8	90	19	67	1,689	295	11,204	-	3	-	-	-	-	3
2007-9	67	41	11	2,746	979	56,874	2,600	-	-	-	-	-	-
2007-10	1	-	-	-	-	-	-	-	-	-	-	-	-
2007-11	12	76	10	915	215	22,329	4,900	-	-	-	-	-	-

⁴ NI indicates never installed. I indicates installed but never used. NP indicates no prosecutor's report.

⁵ NR indicates not reported or could not be determined.

⁶ Motions: G = Granted, D = Denied, P = Pending.

* The first four digits of the A.O. number represent the year in which the wiretap was terminated. Wiretaps that were terminated prior to 2007 were not reported previously because they were part of ongoing investigations.

TABLE A-1
UNITED STATES DISTRICT COURTS

CALENDAR YEAR 2007

**REPORT BY JUDGES OF COURT-AUTHORIZED INTERCEPTS OF WIRE, ORAL, OR ELECTRONIC COMMUNICATIONS
PURSUANT TO 18 U.S.C. 2519**

A.O. Number *	Authorizing Official		Offense Specified	Intercept		Date of Application	Authorized Length		
	Judge	Attorney General ¹		Type ²	Location ³		Original Order (Days)	Number of Extensions	Total Length (Days)
TEXAS, SOUTHERN (CONTINUED)									
2007-12	ELLISON	SABIN	NARCOTICS	WC	D	03/13/2007	30	0	30
2007-13	ELLISON	SABIN	NARCOTICS	WC	D	03/15/2007	30	1	60
2007-14	ELLISON	SWARTZ	NARCOTICS	WC	D	03/16/2007	30	3	120
2007-15	KAZEN	SABIN	NARCOTICS	WC	D	03/19/2007	30	0	30
2007-16	CRANE	SABIN	NARCOTICS	WC	D	03/27/2007	30	0	30
2007-17	ELLISON	SABIN	NARCOTICS	WC	D	03/28/2007	30	0	30
2007-18	ALVAREZ	SABIN	NARCOTICS	WC	D	03/30/2007	30	0	30
2007-19	ELLISON	SWARTZ	NARCOTICS	WC	D	03/30/2007	30	0	30
2007-20	MILLER	MANDELKER	NARCOTICS	WC	D	04/04/2007	30	0	30
2007-21	ELLISON	KEENEY	NARCOTICS	WC	D	04/12/2007	30	0	30
2007-22	MILLER	SWARTZ	NARCOTICS	WC	D	04/24/2007	30	0	30
2007-23	MILLER	KEENEY	NARCOTICS	WC	D	04/25/2007	30	2	90
2007-24	MILLER	WARREN	\$LAUNDERING	WC	D	04/30/2007	30	0	30
2007-25	MILLER	SWARTZ	OTHER	OM	O	04/30/2007	30	0	30
2007-26	ATLAS	SABIN	NARCOTICS	WC	D	05/02/2007	30	1	60
2007-27	ELLISON	SWARTZ	NARCOTICS	WC	D	05/02/2007	30	0	30
2007-28	KAZEN	WARREN	NARCOTICS	WC	D	05/29/2007	30	0	30
2007-29	HITTNER	KEENEY	NARCOTICS	WC	D	06/01/2007	30	0	30
2007-30	CRANE	SABIN	NARCOTICS	WC	D	06/05/2007	30	1	60
2007-31	JACK	WARREN	NARCOTICS	WC	D	06/12/2007	30	1	60
2007-32	KAZEN	WARREN	NARCOTICS	WC	D	06/12/2007	30	0	30
2007-33	MILLER	SABIN	NARCOTICS	WC	D	06/25/2007	30	0	30
2007-34	LAKE	KEENEY	\$LAUNDERING	WC	D	06/26/2007	30	0	30
2007-35	CRANE	KEENEY	NARCOTICS	WC	D	06/26/2007	30	0	30
2007-36	ELLISON	WARREN	NARCOTICS	WC	D	06/29/2007	30	0	30
2007-37	KAZEN	KEENEY	NARCOTICS	WC	D	06/29/2007	30	0	30
2007-38	KAZEN	WARREN	NARCOTICS	WC	D	07/03/2007	30	0	30
2007-39	HITTNER	WARREN	NARCOTICS	WC	D	07/06/2007	30	0	30
2007-40	LAKE	WARREN	NARCOTICS	WC	D	07/12/2007	30	0	30

¹ The prosecuting official authorized the filing of the application under provisions of the state's statute. (See Table 1 for this state's statutory citation.)

² Type: WC = Cellular or Mobile Telephone (Wire), WS = Standard Telephone (Wire), WO = Other (Wire), OM = Microphone (Oral), OO = Other (Oral), ED = Digital Pager (Electronic), EE = Computer or E-Mail (Electronic), EF = Fax Machine (Electronic), EO = Other (Electronic).

³ Location: D = Portable Device, H = Personal Residence, B = Business, A = Public Area, O = Other Location, R = Roving (Relaxed Specification Order), N = Not Specified.

* The first four digits of the A.O. number represent the year in which the wiretap was terminated. Wiretaps that were terminated prior to 2007 were not reported previously because they were part of ongoing investigations.

TABLE A-1
UNITED STATES DISTRICT COURTS

CALENDAR YEAR 2007

**REPORT BY PROSECUTORS OF COURT-AUTHORIZED INTERCEPTS OF WIRE, ORAL, OR ELECTRONIC COMMUNICATIONS
PURSUANT TO 18 U.S.C. 2519**

A.O. Number *	Number of Days in Operation ⁴	Average Intercepts per Day	Number of ⁵			Costs		Number of					
			Persons Intercepted	Intercepts	Incriminating Intercepts	Total Cost in \$	Other Than Manpower in \$	Arrests	Trials	Motions to Suppress Intercepts ⁶			Persons Convicted
										G	D	P	
TEXAS, SOUTHERN (CONTINUED)													
2007-12	27	23	19	628	57	31,452	2,600	-	-	-	-	-	-
2007-13	60	26	71	1,536	113	58,316	2,600	-	-	-	-	-	-
2007-14	106	117	500	12,372	1,354	100,247	4,120	1	-	-	-	-	-
2007-15	30	21	10	641	70	248,620	2,600	-	-	-	-	-	-
2007-16	30	60	8	1,803	1,650	RELATED TO NO. 2007-5		RELATED TO NO. 2007-5					
2007-17	3	24	20	72	18	2,420	2,420	-	-	-	-	-	-
2007-18	29	152	28	4,421	972	107,608	6,200	2	-	-	-	-	-
2007-19	18	4	4	75	3	12,087	2,600	-	-	-	-	-	-
2007-20	30	52	21	1,562	62	29,208	2,500	4	-	-	-	-	-
2007-21	6	4	9	26	3	2,118	980	-	-	-	-	-	-
2007-22	13	34	15	436	17	31,452	2,600	-	-	-	-	-	-
2007-23	69	42	250	2,872	565	21,851	2,730	-	-	-	-	-	-
2007-24	27	23	24	614	257	67,860	3,060	-	-	-	-	-	-
2007-25	1	1	9	1	1	4,773	-	8	-	-	-	-	-
2007-26	51	22	47	1,099	427	88,391	3,200	1	-	-	-	-	-
2007-27	21	40	75	849	227	9,739	2,420	-	-	-	-	-	-
2007-28	13	18	10	229	32	116,735	17,870	1	-	-	-	-	-
2007-29	30	31	6	936	183	29,008	2,300	-	-	-	-	-	-
2007-30	60	106	126	6,348	366	75,108	8,000	4	-	-	-	-	-
2007-31	60	67	100	4,000	62	21,405	-	-	-	-	-	-	-
2007-32	3	19	NR	57	NR	4,434	3,000	-	-	-	-	-	-
2007-33	30	68	3	2,043	152	52,822	3,200	-	-	-	-	-	-
2007-34	28	1	2	24	NR	69,360	2,360	-	-	-	-	-	-
2007-35	30	40	80	1,203	189	39,347	2,700	-	-	-	-	-	-
2007-36	4	88	40	350	166	2,160	2,160	-	-	-	-	-	-
2007-37	30	11	12	335	21	246,020	17,870	-	-	-	-	-	-
2007-38	30	126	19	3,783	831	18,270	3,000	2	-	-	-	-	-
2007-39	28	50	5	1,395	297	27,228	2,300	2	-	-	-	-	-
2007-40	5	44	8	222	29	14,600	2,600	-	-	-	-	-	-

⁴ NI indicates never installed. I indicates installed but never used. NP indicates no prosecutor's report.

⁵ NR indicates not reported or could not be determined.

⁶ Motions: G = Granted, D = Denied, P = Pending.

* The first four digits of the A.O. number represent the year in which the wiretap was terminated. Wiretaps that were terminated prior to 2007 were not reported previously because they were part of ongoing investigations.

TABLE A-1
UNITED STATES DISTRICT COURTS

CALENDAR YEAR 2007

**REPORT BY JUDGES OF COURT-AUTHORIZED INTERCEPTS OF WIRE, ORAL, OR ELECTRONIC COMMUNICATIONS
PURSUANT TO 18 U.S.C. 2519**

A.O. Number *	Authorizing Official		Offense Specified	Intercept		Date of Application	Authorized Length		
	Judge	Attorney General ¹		Type ²	Location ³		Original Order (Days)	Number of Extensions	Total Length (Days)
TEXAS, SOUTHERN (CONTINUED)									
2007-41	ELLISON	WARREN	NARCOTICS	WC	D	07/25/2007	30	0	30
2007-42	ELLISON	WARREN	NARCOTICS	WC	D	09/12/2007	30	0	30
2007-43	ALVAREZ	ROTH	NARCOTICS	WC	D	09/17/2007	30	0	30
2006-15	HOYT	WARREN	NARCOTICS	WC	D	10/27/2005	30	4	150
2006-16	HUGHES	KEENEY	NARCOTICS	WC	D	11/29/2005	30	3	120
2006-17	HARMON	BIANCO	NARCOTICS	WC	D	12/20/2005	30	0	30
2006-18	ELLISON	KEENEY	NARCOTICS	WC	D	03/22/2006	30	0	30
2006-19	ELLISON	SWARTZ	NARCOTICS	WC	D	04/21/2006	30	5	180
2006-20	HEAD	SWARTZ	NARCOTICS	WC	D	05/15/2006	30	0	30
2006-21	HUGHES	WARREN	NARCOTICS	WC	D	08/08/2006	30	0	30
2006-22	JACK	SWARTZ	NARCOTICS	WC	D	10/30/2006	30	1	60
2006-23	HINOJOSA	SWARTZ	NARCOTICS	WC	D	11/27/2006	30	0	30
2005-21	HITTNER	KEENEY	NARCOTICS	WC	D	01/02/2004	30	3	120
2005-22	HITTNER	KEENEY	NARCOTICS	WC	D	03/28/2005	30	0	30
2005-23	HITTNER	SWARTZ	NARCOTICS	WC	D	05/27/2005	30	2	90
2005-24	GILMORE	WARREN	NARCOTICS	WC	D	06/20/2005	30	1	60
2005-25	GILMORE	SWARTZ	NARCOTICS	WC	D	06/20/2005	30	0	30
2005-26	HITTNER	WARREN	NARCOTICS	WC	D	06/24/2005	30	0	30
2005-27	ELLISON	BIANCO	NARCOTICS	WC	D	08/04/2005	30	1	60
TEXAS, WESTERN									
2007-1	SMITH	SWARTZ	NARCOTICS	WC	D	01/12/2007	30	0	30
2007-2	LUDLUM	SABIN	NARCOTICS	WC	D	01/18/2007	30	0	30
2007-3	MARTINEZ	SABIN	IMMIGRATION	WC	D	02/09/2007	30	0	30
2007-4	MARTINEZ	SABIN	IMMIGRATION	WC	D	02/09/2007	30	0	30
2007-5	CARDONE	SABIN	NARCOTICS	WC	D	02/22/2007	30	2	60
2007-6	BRIONES	SABIN	NARCOTICS	WC	D	02/28/2007	30	1	60
2007-7	RODRIGUEZ	WARREN	NARCOTICS	WC	D	03/07/2007	30	1	60
2007-8	RODRIGUEZ	SABIN	NARCOTICS	WC,EO	D,H	03/12/2007	30	0	30
2007-9	BRIONES	SABIN	NARCOTICS	WC	D	03/13/2007	30	0	30

¹ The prosecuting official authorized the filing of the application under provisions of the state's statute. (See Table 1 for this state's statutory citation.)

² Type: WC = Cellular or Mobile Telephone (Wire), WS = Standard Telephone (Wire), WO = Other (Wire), OM = Microphone (Oral), OO = Other (Oral), ED = Digital Pager (Electronic), EE = Computer or E-Mail (Electronic), EF = Fax Machine (Electronic), EO = Other (Electronic).

³ Location: D = Portable Device, H = Personal Residence, B = Business, A = Public Area, O = Other Location, R = Roving (Relaxed Specification Order), N = Not Specified.

* The first four digits of the A.O. number represent the year in which the wiretap was terminated. Wiretaps that were terminated prior to 2007 were not reported previously because they were part of ongoing investigations.

TABLE A-1
UNITED STATES DISTRICT COURTS

CALENDAR YEAR 2007

**REPORT BY PROSECUTORS OF COURT-AUTHORIZED INTERCEPTS OF WIRE, ORAL, OR ELECTRONIC COMMUNICATIONS
PURSUANT TO 18 U.S.C. 2519**

A.O. Number *	Number of Days in Oper- ation ⁴	Average Inter- cepts per Day	Number of ⁵			Costs		Number of					
			Persons Inter- cepted	Intercepts	Incrim- inating Intercepts	Total Cost in \$	Other Than Manpower in \$	Arrests	Trials	Motions to Suppress Intercepts ⁶			Persons Con- victed
										G	D	P	
TEXAS, SOUTHERN (CONTINUED)													
2007-41	7	4	2	29	6	5,160	2,080	-	-	-	-	-	-
2007-42	30	84	270	2,534	361	33,810	7,000	-	-	-	-	-	-
2007-43	30	53	32	1,590	317	104,639	6,400	1	-	-	-	-	-
2006-15	147	90	238	13,199	807	141,940	3,500	6	-	-	-	-	1
2006-16	97	56	162	5,405	825	85,624	2,900	RELATED TO NO. 2006-15					
2006-17	19	2	2	37	-	19,215	2,300	RELATED TO NO. 2006-15					
2006-18	30	93	10,410	2,800	429	26,506	-	12	-	-	-	-	-
2006-19	180	59	64	10,663	706	159,034	-	-	-	-	-	-	-
2006-20	30	-	-	-	-	2,491	-	-	-	-	-	-	-
2006-21	30	110	300	3,308	568	28,128	-	-	-	-	-	-	-
2006-22	45	20	12	900	815	37,680	-	3	-	-	-	-	-
2006-23	9	163	8	1,469	14	13,901	2,250	2	-	-	-	-	-
2005-21	120	32	177	3,865	756	375,871	7,500	7	-	-	-	-	-
2005-22	30	18	37	552	193	16,785	3,500	RELATED TO NO. 2005-21					
2005-23	75	39	265	2,889	469	36,713	3,500	-	-	-	-	-	-
2005-24	43	28	117	1,212	893	26,542	7,500	RELATED TO NO. 2005-21					
2005-25	30	182	20	5,464	300	30,509	4,000	1	-	-	-	-	1
2005-26	19	-	-	-	-	1,500	1,500	-	-	-	-	-	-
2005-27	57	137	20	7,827	301	56,367	6,000	-	-	-	-	-	-
TEXAS, WESTERN													
2007-1	30	8	6	245	32	96,832	16,832	6	-	-	-	-	2
2007-2	30	51	33	1,542	110	33,186	15,839	-	-	-	-	-	-
2007-3	30	30	33	902	191	40,000	2,000	-	-	-	-	-	-
2007-4	30	42	48	1,264	428	40,500	2,500	-	-	-	-	-	-
2007-5	35	74	38	2,583	299	36,960	3,500	-	-	-	-	-	-
2007-6	39	22	10	859	109	41,000	2,000	-	-	-	-	-	-
2007-7	60	25	43	1,507	203	145,497	15,839	3	-	-	-	-	3
2007-8	30	3	5	103	21	57,798	-	-	-	-	-	-	-
2007-9	20	1	9	18	1	33,550	4,206	-	-	-	-	-	-

⁴ NI indicates never installed. I indicates installed but never used. NP indicates no prosecutor's report.

⁵ NR indicates not reported or could not be determined.

⁶ Motions: G = Granted, D = Denied, P = Pending.

* The first four digits of the A.O. number represent the year in which the wiretap was terminated. Wiretaps that were terminated prior to 2007 were not reported previously because they were part of ongoing investigations.

TABLE A-1
UNITED STATES DISTRICT COURTS

CALENDAR YEAR 2007

**REPORT BY JUDGES OF COURT-AUTHORIZED INTERCEPTS OF WIRE, ORAL, OR ELECTRONIC COMMUNICATIONS
PURSUANT TO 18 U.S.C. 2519**

A.O. Number *	Authorizing Official		Offense Specified	Intercept		Date of Application	Authorized Length		
	Judge	Attorney General ¹		Type ²	Location ³		Original Order (Days)	Number of Extensions	Total Length (Days)
TEXAS, WESTERN (CONTINUED)									
2007-10	CARDONE	MANDELKER	NARCOTICS	WC	D	03/14/2007	30	0	30
2007-11	CARDONE	KEENEY	NARCOTICS	WC	D	03/26/2007	30	0	30
2007-12	BRIONES	KEENEY	NARCOTICS	WC	D	03/30/2007	30	0	30
2007-13	BRIONES	SWARTZ	NARCOTICS	WC	D	04/20/2007	30	0	30
2007-14	CARDONE	KEENEY	NARCOTICS	WC	D	04/20/2007	30	1	60
2007-15	SPARKS	MANDELKER	NARCOTICS	WC	D	04/24/2007	30	0	30
2007-16	CARDONE	KEENEY	NARCOTICS	WC	D	05/04/2007	30	0	30
2007-17	CARDONE	KEENEY	NARCOTICS	WC	D	05/18/2007	30	0	30
2007-18	MARTINEZ	SWARTZ	IMMIGRATION	WC	D	05/22/2007	30	0	30
2007-19	BRIONES	MANDELKER	NARCOTICS	WC	D	05/24/2007	30	0	30
2007-20	BRIONES	SWARTZ	NARCOTICS	WC	D	06/01/2007	30	0	30
2007-21	MARTINEZ	SABIN	IMMIGRATION	WC	D	06/13/2007	30	1	60
2007-22	MARTINEZ	SABIN	IMMIGRATION	WC	D	06/13/2007	30	1	60
2007-23	BIERY	SWARTZ	NARCOTICS	WC	D	06/20/2007	30	0	30
2007-24	CARDONE	KEENEY	NARCOTICS	WC	D	06/29/2007	30	0	30
2007-25	RODRIGUEZ	SABIN	NARCOTICS	WC	D	07/05/2007	30	0	30
2007-26	SPARKS	KEENEY	NARCOTICS	WC	D	07/09/2007	30	0	30
2007-27	CARDONE	SABIN	NARCOTICS	WC	D	07/12/2007	30	0	30
2007-28	MARTINEZ	KEENEY	IMMIGRATION	WC	D	08/06/2007	30	0	30
2007-29	GARCIA	KEENEY	NARCOTICS	WC	D	09/11/2007	30	0	30
2007-30	GARCIA	KEENEY	NARCOTICS	WC	D	09/24/2007	30	0	30
2006-7	RODRIGUEZ	BIANCO	NARCOTICS	WC	D	12/12/2005	30	0	30
2006-8	RODRIGUEZ	WARREN	NARCOTICS	WC	D	08/21/2006	30	1	60
2006-9	RODRIGUEZ	KEENEY	NARCOTICS	WC	D	09/15/2006	30	2	90
2006-10	BIERY	WARREN	NARCOTICS	WC	D	10/25/2006	30	0	30
2006-11	CARDONE	WARREN	NARCOTICS	WC	D	11/01/2006	30	0	30
2006-12	YEAKEL	SWARTZ	NARCOTICS	WC	D	11/08/2006	30	0	30
2006-13	RODRIGUEZ	WARREN	NARCOTICS	WC	D	11/17/2006	30	0	30
2006-14	BIERY	SABIN	NARCOTICS	WC	D	11/30/2006	30	0	30

¹ The prosecuting official authorized the filing of the application under provisions of the state's statute. (See Table 1 for this state's statutory citation.)

² Type: WC = Cellular or Mobile Telephone (Wire), WS = Standard Telephone (Wire), WO = Other (Wire), OM = Microphone (Oral), OO = Other (Oral), ED = Digital Pager (Electronic), EE = Computer or E-Mail (Electronic), EF = Fax Machine (Electronic), EO = Other (Electronic).

³ Location: D = Portable Device, H = Personal Residence, B = Business, A = Public Area, O = Other Location, R = Roving (Relaxed Specification Order), N = Not Specified.

* The first four digits of the A.O. number represent the year in which the wiretap was terminated. Wiretaps that were terminated prior to 2007 were not reported previously because they were part of ongoing investigations.

TABLE A-1
UNITED STATES DISTRICT COURTS

CALENDAR YEAR 2007

**REPORT BY PROSECUTORS OF COURT-AUTHORIZED INTERCEPTS OF WIRE, ORAL, OR ELECTRONIC COMMUNICATIONS
PURSUANT TO 18 U.S.C. 2519**

A.O. Number *	Number of Days in Operation ⁴	Average Inter- cepts per Day	Number of ⁵			Costs		Number of					
			Persons Inter- cepted	Intercepts	Incrim- inating Intercepts	Total Cost in \$	Other Than Manpower in \$	Arrests	Trials	Motions to Suppress Intercepts ⁶			Persons Conv- icted
										G	D	P	
TEXAS, WESTERN (CONTINUED)													
2007-10	30	259	67	7,769	34	56,636	2,900	-	-	-	-	-	-
2007-11	28	186	45	5,213	54	28,280	3,200	-	-	-	-	-	-
2007-12	30	101	88	3,018	562	27,880	2,200	3	-	-	-	-	-
2007-13	18	93	10	1,672	15	20,000	2,000	-	-	-	-	-	-
2007-14	46	5	42	241	105	112,994	5,750	-	-	-	-	-	-
2007-15	30	148	208	4,426	650	54,994	1,100	18	-	-	-	-	-
2007-16	17	52	49	887	126	20,280	2,200	3	-	-	-	-	-
2007-17	14	9	9	120	43	24,070	3,500	-	-	-	-	-	-
2007-18	30	18	21	529	61	40,000	2,000	-	-	-	-	-	-
2007-19	9	24	5	214	27	15,000	2,000	4	-	-	-	-	-
2007-20	3	-	-	-	-	5,000	2,000	-	-	-	-	-	-
2007-21	60	39	145	2,326	824	79,000	3,000	-	-	-	-	-	-
2007-22	30	87	177	2,601	771	40,500	2,500	-	-	-	-	-	-
2007-23	30	7	21	203	42	31,200	-	-	-	-	-	-	-
2007-24	22	122	160	2,691	400	49,455	3,975	4	-	-	-	-	-
2007-25	30	87	149	2,614	305	77,416	9,000	-	-	-	-	-	-
2007-26	24	18	18	440	75	38,817	1,400	RELATED TO NO. 2007-15					
2007-27	30	35	26	1,060	108	40,500	2,500	-	-	-	-	-	-
2007-28	30	93	108	2,786	713	40,000	2,000	-	-	-	-	-	-
2007-29	30	35	68	1,059	99	68,806	2,200	-	-	-	-	-	-
2007-30	30	31	23	927	26	15,532	-	-	-	-	-	-	-
2006-7	30	27	32	800	50	6,984	6,984	4	-	-	-	-	4
2006-8	60	71	82	4,265	112	33,866	3,500	30	-	-	-	-	-
2006-9	64	67	80	4,261	110	49,754	4,250	RELATED TO NO. 2006-8					
2006-10	6	NR	NR	NR	NR	3,540	-	-	-	-	-	-	-
2006-11	9	-	-	-	-	8,904	320	-	-	-	-	-	-
2006-12	15	93	22	1,402	199	180,191	19,168	21	-	-	-	-	21
2006-13	9	12	6	108	4	18,168	3,000	RELATED TO NO. 2006-8					
2006-14	28	171	95	4,797	932	37,654	-	5	-	-	-	-	5

⁴ NI indicates never installed. I indicates installed but never used. NP indicates no prosecutor's report.

⁵ NR indicates not reported or could not be determined.

⁶ Motions: G = Granted, D = Denied, P = Pending.

* The first four digits of the A.O. number represent the year in which the wiretap was terminated. Wiretaps that were terminated prior to 2007 were not reported previously because they were part of ongoing investigations.

TABLE A-1
UNITED STATES DISTRICT COURTS

CALENDAR YEAR 2007

REPORT BY JUDGES OF COURT-AUTHORIZED INTERCEPTS OF WIRE, ORAL, OR ELECTRONIC COMMUNICATIONS PURSUANT TO 18 U.S.C. 2519									
A.O. Number *	Authorizing Official		Offense Specified	Intercept		Date of Application	Authorized Length		
	Judge	Attorney General ¹		Type ²	Location ³		Original Order (Days)	Number of Extensions	Total Length (Days)
UTAH									
2007-1	BENSON	WARREN	NARCOTICS	WC	D	06/21/2007	30	0	30
2006-7	BENSON	SWARTZ	NARCOTICS	WC	D	11/09/2006	30	0	30
VIRGINIA, EASTERN									
2007-1	HILTON	SABIN	NARCOTICS	WC	D	02/01/2007	30	0	30
2006-1	HUDSON	CAMPBELL	\$LAUNDERING	WC	R	07/06/2006	30	1	60
2006-2	HUDSON	WARREN	\$LAUNDERING	WC	D	08/16/2006	30	0	30
2006-3	PAYNE	WARREN	NARCOTICS	WC	D	12/20/2006	30	0	30
2004-11	HILTON	KEENEY	NARCOTICS	OM	O	05/19/2004	30	0	30
WASHINGTON, EASTERN									
2006-2	SUKO	KEENEY	NARCOTICS	WC	D	11/20/2006	30	0	30
WASHINGTON, WESTERN									
2007-1	COUGHENOUR	WARREN	NARCOTICS	WC	D	02/16/2007	30	0	30
2007-2	COUGHENOUR	KEENEY	NARCOTICS	OM	D	02/28/2007	30	0	30
2007-3	ROBART	KEENEY	NARCOTICS	WC	D	03/12/2007	30	0	30
2007-4	COUGHENOUR	MANDELKER	NARCOTICS	WC	D	03/30/2007	30	0	30
2007-5	COUGHENOUR	SABIN	NARCOTICS	WC	D	04/17/2007	30	0	30
2007-6	COUGHENOUR	KEENEY	NARCOTICS	WC	D	05/07/2007	30	0	30
2007-7	COUGHENOUR	WARREN	NARCOTICS	WC	D	05/29/2007	30	1	60
2007-8	COUGHENOUR	SABIN	NARCOTICS	WC	D	05/30/2007	30	1	60
2006-7	ROBART	KEENEY	NARCOTICS	WC	D	05/15/2006	30	0	30
2006-8	LASNIK	SWARTZ	NARCOTICS	WC	D	05/30/2006	30	0	30
2006-9	COUGHENOUR	SABIN	NARCOTICS	WC	D	07/18/2006	30	0	30
2006-10	COUGHENOUR	MANDELKER	NARCOTICS	WC	D	08/14/2006	30	1	60
2006-11	COUGHENOUR	KEENEY	NARCOTICS	WC	D	10/19/2006	30	0	30
WISCONSIN, EASTERN									
2007-1	RANDA	SWARTZ	NARCOTICS	WC	D	01/11/2007	30	0	30
2007-2	RANDA	WARREN	NARCOTICS	WC	D	01/25/2007	30	1	60
2007-3	RANDA	MANDELKER	NARCOTICS	WC	D	02/16/2007	30	1	60
2006-3	ADELMAN	WARREN	NARCOTICS	WC	D	06/12/2006	30	0	30
2006-4	ADELMAN	WARREN	NARCOTICS	WC	D	07/10/2006	30	1	60

¹ The prosecuting official authorized the filing of the application under provisions of the state's statute. (See Table 1 for this state's statutory citation.)

² Type: WC = Cellular or Mobile Telephone (Wire), WS = Standard Telephone (Wire), WO = Other (Wire), OM = Microphone (Oral), OO = Other (Oral), ED = Digital Pager (Electronic), EE = Computer or E-Mail (Electronic), EF = Fax Machine (Electronic), EO = Other (Electronic).

³ Location: D = Portable Device, H = Personal Residence, B = Business, A = Public Area, O = Other Location, R = Roving (Relaxed Specification Order), N = Not Specified.

* The first four digits of the A.O. number represent the year in which the wiretap was terminated. Wiretaps that were terminated prior to 2007 were not reported previously because they were part of ongoing investigations.

TABLE A-1
UNITED STATES DISTRICT COURTS

CALENDAR YEAR 2007

**REPORT BY PROSECUTORS OF COURT-AUTHORIZED INTERCEPTS OF WIRE, ORAL, OR ELECTRONIC COMMUNICATIONS
PURSUANT TO 18 U.S.C. 2519**

A.O. Number *	Number of Days in Operation ⁴	Average Inter- cepts per Day	Number of ⁵			Costs		Number of					
			Persons Inter- cepted	Intercepts	Incrim- inating Intercepts	Total Cost in \$	Other Than Manpower in \$	Arrests	Trials	Motions to Suppress Intercepts ⁶			Persons Con- victed
										G	D	P	
UTAH													
2007-1	30	543	84	16,294	5,745	92,843	48,544	2	-	-	-	-	-
2006-7	20	227	12	4,544	2,987	21,822	11,200	14	-	-	-	-	-
VIRGINIA, EASTERN													
2007-1	11	-	2	1	1	8,600	2,100	-	-	-	-	-	-
2006-1	46	81	275	3,729	816	83,589	3,410	-	-	-	-	-	-
2006-2	30	52	211	1,562	296	56,631	2,780	-	-	-	-	-	-
2006-3	9	120	64	1,080	24	35,221	4,000	6	-	-	-	-	-
2004-11	1	NR	NR	NR	NR	1,147	500	21	-	-	-	-	2
WASHINGTON, EASTERN													
2006-2	30	55	1	1,650	455	315,050	-	29	-	-	-	-	2
WASHINGTON, WESTERN													
2007-1	25	136	9	3,397	78	13,827	1,073	14	-	-	-	-	-
2007-2	30	61	175	1,843	525	57,944	2,000	11	-	-	-	-	-
2007-3	29	32	60	918	139	59,015	2,000	6	-	-	-	-	-
2007-4	22	39	135	849	342	25,386	625	12	-	-	-	-	-
2007-5	7	3	8	20	12	8,504	625	-	-	-	-	-	-
2007-6	22	36	116	792	159	25,386	625	12	-	-	-	-	-
2007-7	45	110	30	4,969	596	133,535	2,400	15	-	-	2	-	-
2007-8	53	15	35	797	346	56,142	3,125	12	-	-	-	-	-
2006-7	16	106	15	1,695	465	78,473	220	22	-	-	4	-	14
2006-8	22	383	139	8,418	1,435	30,340	2,000	20	-	-	-	-	19
2006-9	30	152	383	4,562	183	59,004	18,954	43	-	-	-	-	-
2006-10	60	118	274	7,091	1,429	95,527	15,527	RELATED TO NO. 2006-9					
2006-11	13	16	33	202	52	26,174	15,527	-	-	-	-	-	-
WISCONSIN, EASTERN													
2007-1	30	71	31	2,135	78	11,720	800	12	-	-	-	-	12
2007-2	59	13	27	751	44	10,004	800	4	-	-	-	-	4
2007-3	60	3	14	194	37	20,320	1,600	4	-	-	3	-	4
2006-3	27	9	7	233	19	76,580	26,900	5	-	-	2	-	5
2006-4	60	477	70	28,601	1,092	154,640	29,900	43	-	-	17	-	43

⁴ NI indicates never installed. I indicates installed but never used. NP indicates no prosecutor's report.

⁵ NR indicates not reported or could not be determined.

⁶ Motions: G = Granted, D = Denied, P = Pending.

* The first four digits of the A.O. number represent the year in which the wiretap was terminated. Wiretaps that were terminated prior to 2007 were not reported previously because they were part of ongoing investigations.

TABLE A-1
UNITED STATES DISTRICT COURTS

CALENDAR YEAR 2007

**REPORT BY JUDGES OF COURT-AUTHORIZED INTERCEPTS OF WIRE, ORAL, OR ELECTRONIC COMMUNICATIONS
PURSUANT TO 18 U.S.C. 2519**

A.O. Number *	Authorizing Official		Offense Specified	Intercept		Date of Application	Authorized Length		
	Judge	Attorney General ¹		Type ²	Location ³		Original Order (Days)	Number of Extensions	Total Length (Days)
WISCONSIN, EASTERN (CONTINUED)									
2006-5	ADELMAN	WARREN	NARCOTICS	WC	D	08/30/2006	30	2	90
2006-6	ADELMAN	KEENEY	NARCOTICS	WC	D	08/30/2006	30	0	30
WYOMING									
2007-1	DOWNES	SWARTZ	NARCOTICS	WC	D	01/26/2007	30	1	60
2007-2	DOWNES	KEENEY	NARCOTICS	WC	D	04/17/2007	30	0	30
2007-3	JOHNSON	WARREN	NARCOTICS	WC	D	05/01/2007	30	0	30
2007-4	DOWNES	KEENEY	NARCOTICS	WC	D	05/03/2007	30	1	60
2007-5	DOWNES	KEENEY	NARCOTICS	WC	D	05/16/2007	30	1	60
2007-6	JOHNSON	ROTH	NARCOTICS	WC	D	08/16/2007	30	0	30

¹ The prosecuting official authorized the filing of the application under provisions of the state's statute. (See Table 1 for this state's statutory citation.)

² Type: WC = Cellular or Mobile Telephone (Wire), WS = Standard Telephone (Wire), WO = Other (Wire), OM = Microphone (Oral), OO = Other (Oral), ED = Digital Pager (Electronic), EE = Computer or E-Mail (Electronic), EF = Fax Machine (Electronic), EO = Other (Electronic).

³ Location: D = Portable Device, H = Personal Residence, B = Business, A = Public Area, O = Other Location, R = Roving (Relaxed Specification Order), N = Not Specified.

* The first four digits of the A.O. number represent the year in which the wiretap was terminated. Wiretaps that were terminated prior to 2007 were not reported previously because they were part of ongoing investigations.

TABLE A-1
UNITED STATES DISTRICT COURTS

CALENDAR YEAR 2007

REPORT BY PROSECUTORS OF COURT-AUTHORIZED INTERCEPTS OF WIRE, ORAL, OR ELECTRONIC COMMUNICATIONS
PURSUANT TO 18 U.S.C. 2519

A.O. Number *	Number of Days in Oper- ation ⁴	Average Inter- cepts per Day	Number of ⁵			Costs		Number of					
			Persons Inter- cepted	Intercepts	Incrim- inating Intercepts	Total Cost in \$	Other Than Manpower in \$	Arrests	Trials	Motions to Suppress Intercepts ⁶			Persons Convicted
										G	D	P	
WISCONSIN, EASTERN (CONTINUED)													
2006-5	90	3	16	266	180	55,650	3,000	5	-	-	-	-	5
2006-6	30	21	27	634	455	87,750	-	13	-	-	2	-	13
WYOMING													
2007-1	60	35	18	2,095	209	96,000	-	5	-	-	-	-	-
2007-2	30	98	45	2,952	739	183,967	-	15	-	-	-	-	-
2007-3	28	25	15	701	101	RELATED TO NO. 2007-2		RELATED TO NO. 2007-2					
2007-4	49	136	30	6,680	964	RELATED TO NO. 2007-2		RELATED TO NO. 2007-2					
2007-5	49	193	56	9,461	2,262	RELATED TO NO. 2007-2		RELATED TO NO. 2007-2					
2007-6	30	23	15	690	309	15,811	10,000	1	-	-	-	-	-

⁴ NI indicates never installed. I indicates installed but never used. NP indicates no prosecutor's report.

⁵ NR indicates not reported or could not be determined.

⁶ Motions: G = Granted, D = Denied, P = Pending.

* The first four digits of the A.O. number represent the year in which the wiretap was terminated. Wiretaps that were terminated prior to 2007 were not reported previously because they were part of ongoing investigations.

SUPPLEMENTARY REPORT BY PROSECUTORS FOR INTERCEPTS TERMINATED IN CALENDAR YEAR 2000
AS OF DECEMBER 31, 2007

U.S. District Court	A.O. Report Number in 2000 Report	Date of Application	Additional Activity During Calendar Year 2007							
			Cost in \$	Persons Arrested	Trials Completed	Motions to Suppress Intercepts ¹			Persons Con- victed	Offense for Which Convicted
						G	D	P		
MICHIGAN, EASTERN	2000-2	01/28/2000	-	2	-	-	-	-	1	NARCOTICS

¹ Motions: G = Granted, D = Denied, P = Pending.

SUPPLEMENTARY REPORT BY PROSECUTORS FOR INTERCEPTS TERMINATED IN CALENDAR YEAR 2001
AS OF DECEMBER 31, 2007

U.S. District Court	A.O. Report Number in 2001 Report	Date of Application	Additional Activity During Calendar Year 2007								
			Cost in \$	Persons Arrested	Trials Completed	Motions to Suppress Intercepts ¹			Persons Con- victed	Offense for Which Convicted	
						G	D	P			
CALIFORNIA, NORTHERN											
	2001-9	06/21/2001	-	-	-	-	-	-	1	POSSESSION	
CALIFORNIA, SOUTHERN											
	2001-25	(See Appendix Table A-1 in this year's report.)									
	2001-26	(See Appendix Table A-1 in this year's report.)									
FLORIDA, SOUTHERN											
	2001-15	09/04/2001	-	1	1	-	-	-	1	CONSPIRACY	
INDIANA, SOUTHERN											
	2001-5	06/15/2001	-	2	-	-	-	-	1	NARCOTICS	
LOUISIANA, EASTERN											
	2001-1	12/19/2000	-	-	-	-	-	-	5	FRAUD	
NEW JERSEY											
	2001-2	10/23/2000	-	2	-	-	-	-	13	FRAUD	
	2001-10	03/21/2001	-	-	-	-	1	-	6	BRIBERY	

¹ Motions: G = Granted, D = Denied, P = Pending.

SUPPLEMENTARY REPORT BY PROSECUTORS FOR INTERCEPTS TERMINATED IN CALENDAR YEAR 2002
AS OF DECEMBER 31, 2007

U.S. District Court	A.O. Report Number in 2002 Report	Date of Application	Additional Activity During Calendar Year 2007							
			Cost in \$	Persons Arrested	Trials Completed	Motions to Suppress Intercepts ¹			Persons Con- victed	Offense for Which Convicted
						G	D	P		
CALIFORNIA, CENTRAL										
	2002-4	02/13/2002	-	2	2	-	2	-	3	KIDNAPPING
CALIFORNIA, SOUTHERN										
	2002-12	(See Appendix Table A-1 in this year's report.)								
	2002-13	(See Appendix Table A-1 in this year's report.)								
	2002-14	(See Appendix Table A-1 in this year's report.)								
MICHIGAN, EASTERN										
	2002-3	05/17/2002	-	2	-	-	-	-	1	CONSPIRACY
NEVADA										
	2002-9	07/22/2002	-	-	1	-	-	-	2	RACKETEERING
NEW YORK, NORTHERN										
	2002-10	10/17/2002	-	-	-	-	-	-	1	NARCOTICS
WISCONSIN, EASTERN										
	2002-3	05/28/2002	-	-	-	-	1	-	1	RACKETEERING

¹ Motions: G = Granted, D = Denied, P = Pending.

SUPPLEMENTARY REPORT BY PROSECUTORS FOR INTERCEPTS TERMINATED IN CALENDAR YEAR 2003
AS OF DECEMBER 31, 2007

U.S. District Court	A.O. Report Number in 2003 Report	Date of Application	Additional Activity During Calendar Year 2007							
			Cost in \$	Persons Arrested	Trials Completed	Motions to Suppress Intercepts ¹			Persons Con- victed	Offense for Which Convicted
						G	D	P		
ARIZONA										
	2003-5	01/07/2003	-	-	4	-	-	-	1	NARCOTICS
DISTRICT OF COLUMBIA										
	2003-1	02/25/2003	-	-	1	-	-	-	2	NARCOTICS
ILLINOIS, NORTHERN										
	2003-20	04/28/2003	-	1	-	-	-	-	1	EXTORTION
	2003-51	12/08/2003	-	7	1	-	-	-	2	NARCOTICS
MARYLAND										
	2003-6	06/02/2003	-	-	-	-	-	-	1	THEFT
MICHIGAN, EASTERN										
	2003-9	03/26/2003	-	-	-	-	-	-	2	NARCOTICS
NEW YORK, EASTERN										
	2003-4	02/03/2003	-	-	-	-	-	-	9	RACKETEERING
NEW YORK, WESTERN										
	2003-3	04/24/2003	-	-	-	-	-	-	3	NARCOTICS
TEXAS, NORTHERN										
	2003-7	04/21/2003	-	-	-	-	-	-	1	FRAUD
TEXAS, SOUTHERN										
	2003-10	03/13/2003	-	-	-	-	-	-	5	SMUGGLING
VIRGINIA, EASTERN										
	2003-7	07/09/2003	-	-	1	-	-	-	1	NARCOTICS

¹ Motions: G = Granted, D = Denied, P = Pending.

SUPPLEMENTARY REPORT BY PROSECUTORS FOR INTERCEPTS TERMINATED IN CALENDAR YEAR 2004
AS OF DECEMBER 31, 2007

U.S. District Court	A.O. Report Number in 2004 Report	Date of Application	Additional Activity During Calendar Year 2007							
			Cost in \$	Persons Arrested	Trials Completed	Motions to Suppress Intercepts ¹			Persons Con- victed	Offense for Which Convicted
						G	D	P		
CALIFORNIA, NORTHERN										
	2004-4	05/17/2004	-	-	-	-	-	-	3	NARCOTICS
	2004-6	07/30/2004	-	-	-	-	-	-	3	NARCOTICS
CALIFORNIA, SOUTHERN										
	2004-14	07/23/2004	-	-	-	-	-	-	1	NARCOTICS
CONNECTICUT										
	2004-12	05/14/2004	-	-	1	-	-	-	1	CONSPIRACY
HAWAII										
	2004-5	08/30/2004	-	-	-	-	-	-	1	FRAUD
ILLINOIS, NORTHERN										
	2004-1	11/27/2002	-	14	1	-	2	-	12	RACKETEERING
	2004-22	04/07/2004	-	-	-	-	-	-	1	FRAUD
	2004-39	06/04/2004	-	1	-	-	-	-	1	NARCOTICS
	2004-54	08/26/2004	-	-	2	-	-	-	3	NARCOTICS
INDIANA, NORTHERN										
	2004-2	02/26/2004	-	-	1	-	-	-	2	NARCOTICS
LOUISIANA, EASTERN										
	2004-10	09/17/2004	-	-	-	-	-	-	1	NARCOTICS
LOUISIANA, WESTERN										
	2004-3	10/22/2004	-	3	1	-	-	-	3	RACKETEERING
MINNESOTA										
	2004-3	03/16/2004	-	1	-	-	-	-	1	NARCOTICS
MISSOURI, WESTERN										
	2004-4	06/18/2004	-	2	-	-	-	-	2	NARCOTICS
NEBRASKA										
	2004-1	08/27/2004	-	-	-	-	-	-	3	NARCOTICS
NEW JERSEY										
	2004-20	08/11/2004	-	-	-	-	-	-	3	COUNTERFEITING
NEW MEXICO										
	2004-4	10/07/2004	-	1	-	-	-	-	1	NARCOTICS
NEW YORK, WESTERN										
	2004-7	03/30/2004	-	-	-	-	-	-	3	NARCOTICS
	2004-14	06/01/2004	-	-	-	-	-	-	10	NARCOTICS

¹ Motions: G = Granted, D = Denied, P = Pending.

SUPPLEMENTARY REPORT BY PROSECUTORS FOR INTERCEPTS TERMINATED IN CALENDAR YEAR 2004
AS OF DECEMBER 31, 2007 (CONTINUED)

U.S. District Court	A.O. Report Number in 2004 Report	Date of Application	Additional Activity During Calendar Year 2007							
			Cost in \$	Persons Arrested	Trials Completed	Motions to Suppress Intercepts ¹			Persons Con- victed	Offense for Which Convicted
						G	D	P		
OHIO, NORTHERN										
	2004-22	(See Appendix Table A-1 in this year's report.)								
	2004-23	(See Appendix Table A-1 in this year's report.)								
TENNESSEE, EASTERN										
	2004-6	10/25/2004	-	3	-	-	-	-	4	NARCOTICS
TEXAS, WESTERN										
	2004-20	06/11/2004	-	2	-	-	-	-	3	BRIBERY
VIRGINIA, EASTERN										
	2004-11	(See Appendix Table A-1 in this year's report.)								

¹ Motions: G = Granted, D = Denied, P = Pending.

SUPPLEMENTARY REPORT BY PROSECUTORS FOR INTERCEPTS TERMINATED IN CALENDAR YEAR 2005
AS OF DECEMBER 31, 2007

U.S. District Court	A.O. Report Number in 2005 Report	Date of Application	Additional Activity During Calendar Year 2007							
			Cost in \$	Persons Arrested	Trials Completed	Motions to Suppress Intercepts ¹			Persons Con- victed	Offense for Which Convicted
						G	D	P		
ARIZONA	2005-12	04/22/2005	-	5	7	-	-	-	7	NARCOTICS
ARKANSAS, EASTERN	2005-3	03/10/2005	-	6	-	-	-	-	2	NARCOTICS
CALIFORNIA, CENTRAL	2005-1	01/20/2004	-	1	-	-	-	-	11	RACKETEERING
CALIFORNIA, SOUTHERN	2005-18	07/19/2005	-	-	-	-	-	-	1	NARCOTICS
	2005-24	(See Appendix Table A-1 in this year's report.)								
	2005-25	(See Appendix Table A-1 in this year's report.)								
CONNECTICUT	2005-1	10/29/2004	-	-	-	-	-	-	5	NARCOTICS
	2005-4	04/01/2005	-	-	1	-	-	-	2	NARCOTICS
FLORIDA, SOUTHERN	2005-9	03/10/2005	-	1	-	-	1	-	1	NARCOTICS
	2005-17	08/03/2005	-	12	-	-	-	-	12	NARCOTICS
HAWAII	2005-1	08/18/2004	-	4	-	-	-	-	4	EXTORTION
	2005-5	12/06/2004	-	3	-	-	-	-	3	RACKETEERING
	2005-8	07/28/2004	-	3	1	-	3	-	23	NARCOTICS
ILLINOIS, NORTHERN	2005-4	(See Appendix Table A-1 in this year's report.)								
	2005-5	(See Appendix Table A-1 in this year's report.)								
	2005-6	02/16/2005	-	19	-	-	-	-	6	NARCOTICS
	2005-20	07/05/2005	-	3	-	-	-	-	3	NARCOTICS
	2005-26	08/23/2005	1,190	1	-	-	-	-	-	
KANSAS	2005-7	04/26/2005	-	11	-	-	-	-	4	NARCOTICS
MARYLAND	2005-16	(See Appendix Table A-1 in this year's report.)								
	2005-17	(See Appendix Table A-1 in this year's report.)								

¹ Motions: G = Granted, D = Denied, P = Pending.

SUPPLEMENTARY REPORT BY PROSECUTORS FOR INTERCEPTS TERMINATED IN CALENDAR YEAR 2005
AS OF DECEMBER 31, 2007 (CONTINUED)

U.S. District Court	A.O. Report Number in 2005 Report	Date of Application	Additional Activity During Calendar Year 2007							
			Cost in \$	Persons Arrested	Trials Completed	Motions to Suppress Intercepts ¹			Persons Con- victed	Offense for Which Convicted
						G	D	P		
MICHIGAN, EASTERN	2005-6	06/27/2005	-	-	-	-	-	-	3	RACKETEERING
MISSOURI, EASTERN	2005-11	08/19/2005	-	6	-	-	-	-	9	NARCOTICS
NEBRASKA	2005-1	09/23/2004	-	-	1	-	-	-	4	NARCOTICS
NEW JERSEY	2005-12	05/13/2005	-	9	-	-	-	-	9	RACKETEERING
	2005-18	06/14/2005	-	2	-	-	-	-	2	FRAUD
	2005-28*	11/01/2004	-	4	-	-	-	-	4	\$LAUNDERING
NEW YORK, EASTERN	2005-14	04/19/2005	-	5	-	-	-	-	5	RACKETEERING
	2005-15	04/20/2005	-	-	-	-	-	-	1	RACKETEERING
	2005-22	06/20/2005	-	6	-	-	-	-	6	NARCOTICS
	2005-23	07/19/2005	-	-	1	-	-	-	5	GAMBLING
NEW YORK, NORTHERN	2005-7	06/10/2005	-	14	-	-	-	-	5	NARCOTICS
NEW YORK, SOUTHERN	2005-1	02/05/2004	-	-	-	-	-	-	1	NARCOTICS
	2005-4	10/20/2004	-	-	1	-	-	-	11	FIREARMS
	2005-46	10/04/2005	-	-	-	-	-	-	7	CONSPIRACY
	2005-115	09/03/2003	-	3	-	-	-	-	34	RACKETEERING
NORTH CAROLINA, WESTERN	2005-2	02/18/2005	-	1	4	-	-	-	23	NARCOTICS
OHIO, NORTHERN	2005-19	(See Appendix Table A-1 in this year's report.)								
	2005-20	(See Appendix Table A-1 in this year's report.)								
OKLAHOMA, WESTERN	2005-2	04/28/2005	-	-	-	-	-	-	5	NARCOTICS
	2005-3	06/03/2005	-	3	-	-	-	-	1	NARCOTICS
	2005-4	09/14/2005	-	9	-	-	-	-	5	NARCOTICS

¹ Motions: G = Granted, D = Denied, P = Pending.

SUPPLEMENTARY REPORT BY PROSECUTORS FOR INTERCEPTS TERMINATED IN CALENDAR YEAR 2005
AS OF DECEMBER 31, 2007 (CONTINUED)

U.S. District Court	A.O. Report Number in 2005 Report	Date of Application	Additional Activity During Calendar Year 2007							
			Cost in \$	Persons Arrested	Trials Completed	Motions to Suppress Intercepts ¹			Persons Con- victed	Offense for Which Convicted
						G	D	P		
PENNSYLVANIA, EASTERN										
	2005-7	08/15/2005	-	15	4	-	1	-	15	NARCOTICS
	2005-10*	09/05/2001	-	-	1	-	2	-	17	NARCOTICS
SOUTH CAROLINA										
	2005-1	02/10/2005	-	9	1	-	-	-	4	NARCOTICS
TENNESSEE, WESTERN										
	2005-1	11/04/2004	-	-	-	-	-	-	2	NARCOTICS
	2005-2	01/11/2005	-	-	1	-	-	-	4	BRIBERY
	2005-3	05/18/2005	-	-	-	-	-	-	2	NARCOTICS
TEXAS, NORTHERN										
	2005-1	11/10/2004	-	-	-	-	-	-	1	NARCOTICS
TEXAS, SOUTHERN										
	2005-8	05/20/2005	-	-	1	-	-	-	1	NARCOTICS
	2005-21	(See Appendix Table A-1 in this year's report.)								
	2005-22	(See Appendix Table A-1 in this year's report.)								
	2005-23	(See Appendix Table A-1 in this year's report.)								
	2005-24	(See Appendix Table A-1 in this year's report.)								
	2005-25	(See Appendix Table A-1 in this year's report.)								
	2005-26	(See Appendix Table A-1 in this year's report.)								
	2005-27	(See Appendix Table A-1 in this year's report.)								
TEXAS, WESTERN										
	2005-2	03/24/2005	-	3	-	3	-	-	1	NARCOTICS

¹ Motions: G = Granted, D = Denied, P = Pending.

SUPPLEMENTARY REPORT BY PROSECUTORS FOR INTERCEPTS TERMINATED IN CALENDAR YEAR 2006
AS OF DECEMBER 31, 2007

U.S. District Court	A.O. Report Number in 2006 Report	Date of Application	Additional Activity During Calendar Year 2007								Persons Con- victed	Offense for Which Convicted
			Cost in \$	Persons Arrested	Trials Completed	Motions to Suppress Intercepts ¹						
						G	D	P				
ALABAMA, NORTHERN												
	2006-1	12/08/2005	-	4	-	-	-	-	4	CONSPIRACY		
	2006-2	(See Appendix Table A-1 in this year's report.)										
	2006-3	(See Appendix Table A-1 in this year's report.)										
	2006-4	(See Appendix Table A-1 in this year's report.)										
	2006-5	(See Appendix Table A-1 in this year's report.)										
	2006-6	(See Appendix Table A-1 in this year's report.)										
ARIZONA												
	2006-12	(See Appendix Table A-1 in this year's report.)										
	2006-13	(See Appendix Table A-1 in this year's report.)										
	2006-14	(See Appendix Table A-1 in this year's report.)										
	2006-15	(See Appendix Table A-1 in this year's report.)										
	2006-16	(See Appendix Table A-1 in this year's report.)										
	2006-17	(See Appendix Table A-1 in this year's report.)										
	2006-18	(See Appendix Table A-1 in this year's report.)										
	2006-19	(See Appendix Table A-1 in this year's report.)										
	2006-20	(See Appendix Table A-1 in this year's report.)										
	2006-21	(See Appendix Table A-1 in this year's report.)										
	2006-22	(See Appendix Table A-1 in this year's report.)										
	2006-23	(See Appendix Table A-1 in this year's report.)										
	2006-24	(See Appendix Table A-1 in this year's report.)										
	2006-25	(See Appendix Table A-1 in this year's report.)										
ARKANSAS, EASTERN												
	2006-2	(See Appendix Table A-1 in this year's report.)										
	2006-3	(See Appendix Table A-1 in this year's report.)										
	2006-4	(See Appendix Table A-1 in this year's report.)										
CALIFORNIA, CENTRAL												
	2006-1	12/20/2005	-	2	-	-	-	-	12	CONSPIRACY		
	2006-18	07/25/2006	-	28	-	-	1	-	28	CONSPIRACY		
	2006-22	(See Appendix Table A-1 in this year's report.)										
	2006-23	(See Appendix Table A-1 in this year's report.)										

¹ Motions: G = Granted, D = Denied, P = Pending.

SUPPLEMENTARY REPORT BY PROSECUTORS FOR INTERCEPTS TERMINATED IN CALENDAR YEAR 2006
AS OF DECEMBER 31, 2007 (CONTINUED)

U.S. District Court	A.O. Report Number in 2006 Report	Date of Application	Additional Activity During Calendar Year 2007							
			Cost in \$	Persons Arrested	Trials Completed	Motions to Suppress Intercepts ¹			Persons Con- victed	Offense for Which Convicted
						G	D	P		
CALIFORNIA, CENTRAL (CONTINUED)										
	2006-24	(See Appendix Table A-1 in this year's report.)								
	2006-25	(See Appendix Table A-1 in this year's report.)								
	2006-26	(See Appendix Table A-1 in this year's report.)								
	2006-27	(See Appendix Table A-1 in this year's report.)								
	2006-28	(See Appendix Table A-1 in this year's report.)								
	2006-29	(See Appendix Table A-1 in this year's report.)								
	2004-51	02/13/2004	-	1	1	-	-	-	1	CONSPIRACY
CALIFORNIA, NORTHERN										
	2006-2	10/17/2005	-	-	-	-	-	-	6	NARCOTICS
	2006-3	01/12/2006	-	-	-	-	-	-	8	NARCOTICS
	2006-7	(See Appendix Table A-1 in this year's report.)								
	2005-15	11/29/2005	-	-	-	-	-	-	2	NARCOTICS
CALIFORNIA, SOUTHERN										
	2006-11	(See Appendix Table A-1 in this year's report.)								
	2006-12	(See Appendix Table A-1 in this year's report.)								
	2006-13	(See Appendix Table A-1 in this year's report.)								
	2006-14	(See Appendix Table A-1 in this year's report.)								
	2006-15	(See Appendix Table A-1 in this year's report.)								
	2005-22	10/31/2005	-	-	1	-	1	-	18	RACKETEERING
COLORADO										
	2006-10	(See Appendix Table A-1 in this year's report.)								
	2006-11	(See Appendix Table A-1 in this year's report.)								
	2006-12	(See Appendix Table A-1 in this year's report.)								
	2006-13	(See Appendix Table A-1 in this year's report.)								
	2006-14	(See Appendix Table A-1 in this year's report.)								
	2006-15	(See Appendix Table A-1 in this year's report.)								
	2006-16	(See Appendix Table A-1 in this year's report.)								
	2006-17	(See Appendix Table A-1 in this year's report.)								
	2006-18	(See Appendix Table A-1 in this year's report.)								
	2006-19	(See Appendix Table A-1 in this year's report.)								

¹ Motions: G = Granted, D = Denied, P = Pending.

SUPPLEMENTARY REPORT BY PROSECUTORS FOR INTERCEPTS TERMINATED IN CALENDAR YEAR 2006
AS OF DECEMBER 31, 2007 (CONTINUED)

U.S. District Court	A.O. Report Number in 2006 Report	Date of Application	Additional Activity During Calendar Year 2007							Persons Con- victed	Offense for Which Convicted
			Cost in \$	Persons Arrested	Trials Completed	Motions to Suppress Intercepts ¹					
						G	D	P			
COLORADO (CONTINUED)											
	2006-20	(See Appendix Table A-1 in this year's report.)									
	2006-21	(See Appendix Table A-1 in this year's report.)									
	2006-22	(See Appendix Table A-1 in this year's report.)									
	2006-23	(See Appendix Table A-1 in this year's report.)									
CONNECTICUT											
	2006-3	(See Appendix Table A-1 in this year's report.)									
	2006-4	(See Appendix Table A-1 in this year's report.)									
	2006-5	(See Appendix Table A-1 in this year's report.)									
	2006-6	(See Appendix Table A-1 in this year's report.)									
	2006-7	(See Appendix Table A-1 in this year's report.)									
	2006-8	(See Appendix Table A-1 in this year's report.)									
	2006-9	(See Appendix Table A-1 in this year's report.)									
	2006-10	(See Appendix Table A-1 in this year's report.)									
	2006-11	(See Appendix Table A-1 in this year's report.)									
	2006-12	(See Appendix Table A-1 in this year's report.)									
	2005-15	12/15/2005	-	-	-	-	-	-	8	CONSPIRACY	
FLORIDA, MIDDLE											
	2006-3	(See Appendix Table A-1 in this year's report.)									
	2006-4	(See Appendix Table A-1 in this year's report.)									
	2006-5	(See Appendix Table A-1 in this year's report.)									
	2006-6	(See Appendix Table A-1 in this year's report.)									
	2006-7	(See Appendix Table A-1 in this year's report.)									
	2006-8	(See Appendix Table A-1 in this year's report.)									
	2006-9	(See Appendix Table A-1 in this year's report.)									
	2006-10	(See Appendix Table A-1 in this year's report.)									
	2006-11	(See Appendix Table A-1 in this year's report.)									
	2006-12	(See Appendix Table A-1 in this year's report.)									
	2006-13	(See Appendix Table A-1 in this year's report.)									
	2006-14	(See Appendix Table A-1 in this year's report.)									

¹ Motions: G = Granted, D = Denied, P = Pending.

SUPPLEMENTARY REPORT BY PROSECUTORS FOR INTERCEPTS TERMINATED IN CALENDAR YEAR 2006
AS OF DECEMBER 31, 2007 (CONTINUED)

U.S. District Court	A.O. Report Number in 2006 Report	Date of Application	Additional Activity During Calendar Year 2007							Persons Con- victed	Offense for Which Convicted
			Cost in \$	Persons Arrested	Trials Completed	Motions to Suppress Intercepts ¹					
						G	D	P			
FLORIDA, SOUTHERN											
	2006-8	05/11/2006	-	3	-	-	-	-	3	NARCOTICS	
	2006-10	08/18/2006	-	-	1	-	-	-	2	NARCOTICS	
	2006-11	(See Appendix Table A-1 in this year's report.)									
	2006-12	(See Appendix Table A-1 in this year's report.)									
	2006-13	(See Appendix Table A-1 in this year's report.)									
	2006-14	(See Appendix Table A-1 in this year's report.)									
GEORGIA, NORTHERN											
	2006-17	(See Appendix Table A-1 in this year's report.)									
	2006-18	(See Appendix Table A-1 in this year's report.)									
	2006-19	(See Appendix Table A-1 in this year's report.)									
	2006-20	(See Appendix Table A-1 in this year's report.)									
	2006-21	(See Appendix Table A-1 in this year's report.)									
	2006-22	(See Appendix Table A-1 in this year's report.)									
ILLINOIS, CENTRAL											
	2006-1	09/14/2006	-	2	-	-	-	-	4	KIDNAPPING	
ILLINOIS, NORTHERN											
	2006-1	11/30/2005	-	-	-	-	-	-	2	NARCOTICS	
	2006-5	(See Appendix Table A-1 in this year's report.)									
	2006-6	(See Appendix Table A-1 in this year's report.)									
	2006-7	(See Appendix Table A-1 in this year's report.)									
	2006-8	(See Appendix Table A-1 in this year's report.)									
	2006-9	(See Appendix Table A-1 in this year's report.)									
	2006-10	(See Appendix Table A-1 in this year's report.)									
	2006-11	(See Appendix Table A-1 in this year's report.)									
	2006-12	(See Appendix Table A-1 in this year's report.)									
	2006-13	(See Appendix Table A-1 in this year's report.)									
	2006-14	(See Appendix Table A-1 in this year's report.)									
	2006-15	(See Appendix Table A-1 in this year's report.)									
	2006-16	(See Appendix Table A-1 in this year's report.)									
	2006-17	(See Appendix Table A-1 in this year's report.)									
	2006-18	(See Appendix Table A-1 in this year's report.)									
	2006-19	(See Appendix Table A-1 in this year's report.)									

¹ Motions: G = Granted, D = Denied, P = Pending.

SUPPLEMENTARY REPORT BY PROSECUTORS FOR INTERCEPTS TERMINATED IN CALENDAR YEAR 2006
AS OF DECEMBER 31, 2007 (CONTINUED)

U.S. District Court	A.O. Report Number in 2006 Report	Date of Application	Additional Activity During Calendar Year 2007								Persons Con- victed	Offense for Which Convicted
			Cost in \$	Persons Arrested	Trials Completed	Motions to Suppress Intercepts ¹						
						G	D	P				
INDIANA, SOUTHERN												
	2006-4	(See Appendix Table A-1 in this year's report.)										
	2006-5	(See Appendix Table A-1 in this year's report.)										
	2006-6	(See Appendix Table A-1 in this year's report.)										
LOUISIANA, EASTERN												
	2006-2	03/13/2006	-	14	-	-	-	-	13		NARCOTICS	
LOUISIANA, WESTERN												
	2006-1	(See Appendix Table A-1 in this year's report.)										
	2006-2	(See Appendix Table A-1 in this year's report.)										
	2006-3	(See Appendix Table A-1 in this year's report.)										
	2006-4	(See Appendix Table A-1 in this year's report.)										
MARYLAND												
	2006-15	10/25/2006	-	1	-	-	-	-	15		NARCOTICS	
	2006-16	(See Appendix Table A-1 in this year's report.)										
	2006-17	(See Appendix Table A-1 in this year's report.)										
MASSACHUSETTS												
	2006-2	02/02/2006	-	2	1	-	-	1	5		NARCOTICS	
	2006-9	(See Appendix Table A-1 in this year's report.)										
	2006-10	(See Appendix Table A-1 in this year's report.)										
	2006-11	(See Appendix Table A-1 in this year's report.)										
	2006-12	(See Appendix Table A-1 in this year's report.)										
	2006-13	(See Appendix Table A-1 in this year's report.)										
MICHIGAN, EASTERN												
	2004-13	04/08/2004	-	-	-	-	-	-	14		EXTORTION	
	2006-13	(See Appendix Table A-1 in this year's report.)										
	2006-14	(See Appendix Table A-1 in this year's report.)										
	2006-15	(See Appendix Table A-1 in this year's report.)										
	2006-16	(See Appendix Table A-1 in this year's report.)										
MINNESOTA												
	2006-4	04/14/2006	-	-	-	-	1	-	9		NARCOTICS	
	2006-6	06/05/2006	-	27	-	-	9	19	8		NARCOTICS	

¹ Motions: G = Granted, D = Denied, P = Pending.

SUPPLEMENTARY REPORT BY PROSECUTORS FOR INTERCEPTS TERMINATED IN CALENDAR YEAR 2006
AS OF DECEMBER 31, 2007 (CONTINUED)

U.S. District Court	A.O. Report Number in 2006 Report	Date of Application	Additional Activity During Calendar Year 2007							
			Cost in \$	Persons Arrested	Trials Completed	Motions to Suppress Intercepts ¹			Persons Con- victed	Offense for Which Convicted
						G	D	P		
MISSISSIPPI, SOUTHERN										
	2006-1	03/10/2006	-	-	-	-	-	-	6	NARCOTICS
	2006-2	(See Appendix Table A-1 in this year's report.)								
MISSOURI, WESTERN										
	2006-1	03/10/2006	-	-	1	-	1	-	16	FRAUD
	2006-5	06/08/2006	-	28	-	-	-	-	23	NARCOTICS
	2006-10	(See Appendix Table A-1 in this year's report.)								
	2006-11	(See Appendix Table A-1 in this year's report.)								
NEBRASKA										
	2006-1	(See Appendix Table A-1 in this year's report.)								
	2006-2	(See Appendix Table A-1 in this year's report.)								
NEVADA										
	2006-5	(See Appendix Table A-1 in this year's report.)								
NEW JERSEY										
	2006-1	04/07/2006	-	2	-	-	-	-	19	NARCOTICS
	2006-4	(See Appendix Table A-1 in this year's report.)								
	2006-5	(See Appendix Table A-1 in this year's report.)								
NEW YORK, EASTERN										
	2006-4	12/09/2005	-	4	-	-	-	-	3	RACKETEERING
	2006-10	03/31/2006	-	8	-	-	-	-	2	RACKETEERING
	2005-31	11/22/2005	-	18	-	-	-	-	18	NARCOTICS
	2006-41	(See Appendix Table A-1 in this year's report.)								
	2006-42	(See Appendix Table A-1 in this year's report.)								
	2006-43	(See Appendix Table A-1 in this year's report.)								
	2006-44	(See Appendix Table A-1 in this year's report.)								
	2006-45	(See Appendix Table A-1 in this year's report.)								
	2006-46	(See Appendix Table A-1 in this year's report.)								
	2006-47	(See Appendix Table A-1 in this year's report.)								
	2006-48	(See Appendix Table A-1 in this year's report.)								
	2006-49	(See Appendix Table A-1 in this year's report.)								
NEW YORK, SOUTHERN										
	2006-2	11/17/2005	-	-	-	-	-	-	4	NARCOTICS
	2005-52	05/19/2005	-	3	-	-	-	-	25	RACKETEERING

¹ Motions: G = Granted, D = Denied, P = Pending.

SUPPLEMENTARY REPORT BY PROSECUTORS FOR INTERCEPTS TERMINATED IN CALENDAR YEAR 2006
AS OF DECEMBER 31, 2007 (CONTINUED)

U.S. District Court	A.O. Report Number in 2006 Report	Date of Application	Additional Activity During Calendar Year 2007								Persons Con- victed	Offense for Which Convicted
			Cost in \$	Persons Arrested	Trials Completed	Motions to Suppress Intercepts ¹						
						G	D	P				
NEW YORK, SOUTHERN (CONTINUED)												
	2006-63	(See Appendix Table A-1 in this year's report.)										
	2006-64	(See Appendix Table A-1 in this year's report.)										
NORTH CAROLINA, WESTERN												
	2006-1	(See Appendix Table A-1 in this year's report.)										
	2006-2	(See Appendix Table A-1 in this year's report.)										
	2006-3	(See Appendix Table A-1 in this year's report.)										
	2006-4	(See Appendix Table A-1 in this year's report.)										
	2006-5	(See Appendix Table A-1 in this year's report.)										
OHIO, NORTHERN												
	2006-7	12/30/2005	-	3	1	-	-	-	3		NARCOTICS	
	2006-25	(See Appendix Table A-1 in this year's report.)										
	2006-26	(See Appendix Table A-1 in this year's report.)										
	2006-27	(See Appendix Table A-1 in this year's report.)										
	2006-28	(See Appendix Table A-1 in this year's report.)										
	2006-29	(See Appendix Table A-1 in this year's report.)										
	2006-30	(See Appendix Table A-1 in this year's report.)										
OHIO, SOUTHERN												
	2006-9	11/10/2006	-	6	-	-	-	-	6		NARCOTICS	
OKLAHOMA, NORTHERN												
	2006-1	(See Appendix Table A-1 in this year's report.)										
	2006-2	(See Appendix Table A-1 in this year's report.)										
OKLAHOMA, WESTERN												
	2006-3	(See Appendix Table A-1 in this year's report.)										
	2006-4	(See Appendix Table A-1 in this year's report.)										
PENNSYLVANIA, EASTERN												
	2006-13	(See Appendix Table A-1 in this year's report.)										
	2006-14	(See Appendix Table A-1 in this year's report.)										
	2006-15	(See Appendix Table A-1 in this year's report.)										
PENNSYLVANIA, MIDDLE												
	2006-1	(See Appendix Table A-1 in this year's report.)										
	2006-2	(See Appendix Table A-1 in this year's report.)										
	2006-3	(See Appendix Table A-1 in this year's report.)										

¹ Motions: G = Granted, D = Denied, P = Pending.

SUPPLEMENTARY REPORT BY PROSECUTORS FOR INTERCEPTS TERMINATED IN CALENDAR YEAR 2006
AS OF DECEMBER 31, 2007 (CONTINUED)

U.S. District Court	A.O. Report Number in 2006 Report	Date of Application	Additional Activity During Calendar Year 2007							
			Cost in \$	Persons Arrested	Trials Completed	Motions to Suppress Intercepts ¹			Persons Con- victed	Offense for Which Convicted
						G	D	P		
PENNSYLVANIA, MIDDLE (CONTINUED)										
	2005-4	04/07/2005	-	18	1	-	-	-	18	OTHER
	2006-4	(See Appendix Table A-1 in this year's report.)								
	2006-5	(See Appendix Table A-1 in this year's report.)								
	2006-6	(See Appendix Table A-1 in this year's report.)								
PUERTO RICO										
	2006-1	(See Appendix Table A-1 in this year's report.)								
RHODE ISLAND										
	2006-2	11/14/2005	-	-	1	-	-	-	1	NARCOTICS
TENNESSEE, WESTERN										
	2006-1	(See Appendix Table A-1 in this year's report.)								
	2006-2	(See Appendix Table A-1 in this year's report.)								
TEXAS, EASTERN										
	2006-2	(See Appendix Table A-1 in this year's report.)								
	2006-3	(See Appendix Table A-1 in this year's report.)								
	2006-4	(See Appendix Table A-1 in this year's report.)								
TEXAS, NORTHERN										
	2006-5	(See Appendix Table A-1 in this year's report.)								
	2006-6	(See Appendix Table A-1 in this year's report.)								
TEXAS, SOUTHERN										
	2006-15	(See Appendix Table A-1 in this year's report.)								
	2006-16	(See Appendix Table A-1 in this year's report.)								
	2006-17	(See Appendix Table A-1 in this year's report.)								
	2006-18	(See Appendix Table A-1 in this year's report.)								
	2006-19	(See Appendix Table A-1 in this year's report.)								
	2006-20	(See Appendix Table A-1 in this year's report.)								
	2006-21	(See Appendix Table A-1 in this year's report.)								
	2006-22	(See Appendix Table A-1 in this year's report.)								
	2006-23	(See Appendix Table A-1 in this year's report.)								
TEXAS, WESTERN										
	2006-7	(See Appendix Table A-1 in this year's report.)								
	2006-8	(See Appendix Table A-1 in this year's report.)								
	2006-9	(See Appendix Table A-1 in this year's report.)								

¹ Motions: G = Granted, D = Denied, P = Pending.

SUPPLEMENTARY REPORT BY PROSECUTORS FOR INTERCEPTS TERMINATED IN CALENDAR YEAR 2006
AS OF DECEMBER 31, 2007 (CONTINUED)

U.S. District Court	A.O. Report Number in 2006 Report	Date of Application	Additional Activity During Calendar Year 2007								Persons Con- victed	Offense for Which Convicted
			Cost in \$	Persons Arrested	Trials Completed	Motions to Suppress Intercepts ¹						
						G	D	P				
TEXAS, WESTERN (CONTINUED)												
	2006-10	(See Appendix Table A-1 in this year's report.)										
	2006-11	(See Appendix Table A-1 in this year's report.)										
	2006-12	(See Appendix Table A-1 in this year's report.)										
	2006-13	(See Appendix Table A-1 in this year's report.)										
	2006-14	(See Appendix Table A-1 in this year's report.)										
UTAH												
	2006-7	(See Appendix Table A-1 in this year's report.)										
VIRGINIA, EASTERN												
	2006-1	(See Appendix Table A-1 in this year's report.)										
	2006-2	(See Appendix Table A-1 in this year's report.)										
	2006-3	(See Appendix Table A-1 in this year's report.)										
WASHINGTON, EASTERN												
	2006-2	(See Appendix Table A-1 in this year's report.)										
WASHINGTON, WESTERN												
	2006-5	05/31/2006	-	-	1	-	-	-	3	NARCOTICS		
	2006-7	(See Appendix Table A-1 in this year's report.)										
	2006-8	(See Appendix Table A-1 in this year's report.)										
	2006-9	(See Appendix Table A-1 in this year's report.)										
	2006-10	(See Appendix Table A-1 in this year's report.)										
	2006-11	(See Appendix Table A-1 in this year's report.)										
WISCONSIN, EASTERN												
	2006-1	11/02/2005	-	1	-	-	-	-	1	NARCOTICS		
	2006-3	(See Appendix Table A-1 in this year's report.)										
	2006-4	(See Appendix Table A-1 in this year's report.)										
	2006-5	(See Appendix Table A-1 in this year's report.)										
	2006-6	(See Appendix Table A-1 in this year's report.)										

¹ Motions: G = Granted, D = Denied, P = Pending.

REPORT BY JUDGES OF COURT-AUTHORIZED INTERCEPTS OF WIRE, ORAL, OR ELECTRONIC COMMUNICATIONS
PURSUANT TO 18 U.S.C. 2519

A.O. Number *	Authorizing Official		Offense Specified	Intercept		Date of Application	Authorized Length		
	Judge	Prosecutor ¹		Type ²	Location ³		Original Order (Days)	Number of Extensions	Total Length (Days)
MARICOPA									
2007-1	KEPPEL	THOMAS	KIDNAPPING	WC	D	01/14/2007	30	0	30
2007-2	KEPPEL	THOMAS	NARCOTICS	WC	D	02/06/2007	30	1	60
2007-3	KEPPEL	THOMAS	NARCOTICS	WC	D	04/04/2007	30	1	60
2007-4	KEPPEL	THOMAS	NARCOTICS	WC	D	04/16/2007	30	1	60
2007-5	O' TOOLE	THOMAS	NARCOTICS	WC	D	04/20/2007	30	0	30
2007-6	RYAN	THOMAS	NARCOTICS	WC,WS	D,H	04/26/2007	30	3	120
2007-7	O' TOOLE	THOMAS	NARCOTICS	WC	D	05/15/2007	30	1	60
2007-8	RYAN	THOMAS	ASSAULT	WC	D	05/24/2007	30	1	60
2007-9	MCMURDIE	THOMAS	NARCOTICS	WC	D	09/12/2007	30	1	60
2007-10	BACA	THOMAS	NARCOTICS	WC	D	11/05/2007	30	0	30
PIMA									
2007-1	CRUIKSHANK	DICKINSON	NARCOTICS	WC	D	11/29/2007	30	0	30
STATE ATTORNEY GENERAL									
2007-1	KEPPEL	ALLEMAN	NARCOTICS	WC	D	02/15/2007	22	0	22
2007-2	CRUIKSHANK	GODDARD	RACKETEERING	WC	D	03/09/2007	30	2	90
2007-3	CRUIKSHANK	GODDARD	RACKETEERING	WC	D	03/27/2007	30	1	60
2007-4	CRUIKSHANK	GODDARD	RACKETEERING	WC	D	03/28/2007	30	0	30
2007-5	CRUIKSHANK	GODDARD	RACKETEERING	WC	D	04/11/2007	30	1	60
2007-6	KEPPEL	ALLEMAN	\$LAUNDERING	WC,WO,OM	D,B	04/19/2007	30	3	97
2007-7	MCMURDIE	CAMPAGNOLO	NARCOTICS	WC,WS	D,H	05/14/2007	30	1	60
2007-8	ACUNA	GODDARD	RACKETEERING	WC	D	06/12/2007	30	1	60
2007-9	ACUNA	GODDARD	RACKETEERING	WC	D	07/17/2007	30	2	90
2007-10	MCMURDIE	GODDARD	NARCOTICS	WC	D	07/26/2007	30	0	30
2007-11	ACUNA	GODDARD	RACKETEERING	WC	D	08/21/2007	30	0	30
2007-12	MCMURDIE	ALLEMAN	NARCOTICS	WC	D	11/13/2007	22	0	22
2007-13	MCMURDIE	GARROW	RACKETEERING	WC	D	11/19/2007	30	0	30
YUMA									
2007-1	GOULD	SANDRY	NARCOTICS	WC	D	12/21/2006	30	0	30
2007-2	GOULD	SANDRY	NARCOTICS	WC	D	01/08/2007	30	0	30
2007-3	GOULD	SANDRY	NARCOTICS	WC	D	01/23/2007	30	0	30
2007-4	GOULD	SANDRY	NARCOTICS	WC	D	02/06/2007	30	0	30
2007-5	GOULD	SANDRY	NARCOTICS	WC	D	02/12/2007	30	0	30

¹ The prosecuting official authorized the filing of the application under provisions of the state's statute. (See Table 1 for this state's statutory citation.)² Type: WC = Cellular or Mobile Telephone (Wire), WS = Standard Telephone (Wire), WO = Other (Wire), OM = Microphone (Oral), OO = Other (Oral), ED = Digital Pager (Electronic), EE = Computer or E-Mail (Electronic), EF = Fax Machine (Electronic), EO = Other (Electronic).³ Location: D = Portable Device, H = Personal Residence, B = Business, A = Public Area, O = Other Location, R = Roving (Relaxed Specification Order), N = Not Specified.

* The first four digits of the A.O. number represent the year in which the wiretap was terminated. Wiretaps that were terminated prior to 2007 were not reported previously because they were part of ongoing investigations.

**TABLE B-1
ARIZONA**

CALENDAR YEAR 2007

**REPORT BY PROSECUTORS OF COURT-AUTHORIZED INTERCEPTS OF WIRE, ORAL, OR ELECTRONIC COMMUNICATIONS
PURSUANT TO 18 U.S.C. 2519**

A.O. Number *	Number Of Days in Oper- ation ⁴	Average Inter- cepts per Day	Number of ⁵			Costs		Number of					
			Persons Inter- cepted	Intercepts	Incrim- inating Intercepts	Total Cost in \$	Other Than Manpower in \$	Arrests	Trials	Motions to Suppress Intercepts ⁶			Persons Con- victed
										G	D	P	
MARICOPA													
2007-1	9	203	2	1,828	501	78,620	7,500	4	-	-	1	-	4
2007-2	38	9	5	355	210	24,000	3,000	3	-	-	-	-	-
2007-3	60	203	42	12,189	1,290	211,540	9,930	40	-	-	-	-	10
2007-4	60	19	33	1,125	325	34,000	2,000	6	-	-	-	-	-
2007-5	19	14	17	263	104	18,820	2,500	2	-	-	-	-	-
2007-6	120	124	50	14,888	2,084	146,072	48,907	21	-	-	-	-	-
2007-7	45	20	51	912	233	29,160	5,000	-	-	-	-	-	-
2007-8	51	188	NR	9,600	2,500	96,500	10,000	16	-	-	-	-	-
2007-9	58	16	49	915	225	25,650	4,650	11	-	-	-	-	-
2007-10	30	21	39	627	350	22,680	5,800	-	-	-	-	-	-
PIMA													
2007-1	1	1	1	1	1	-	-	-	-	-	-	-	-
STATE ATTORNEY GENERAL													
2007-1	22	4	1	97	NR	148,354	11,415	-	-	-	-	-	-
2007-2	64	47	80	2,995	770	121,560	121,560	5	-	-	-	-	3
2007-3	55	30	40	1,658	412	79,400	79,400	-	-	-	-	-	-
2007-4	10	66	15	657	117	26,640	26,640	-	-	-	-	-	-
2007-5	59	31	25	1,845	270	131,642	27,082	-	-	-	-	-	-
2007-6	58	131	10	7,595	1,338	507,229	4,650	22	-	-	-	-	1
2007-7	37	37	87	1,364	1,051	115,000	18,000	20	-	-	-	-	-
2007-8	59	14	10	808	739	73,169	5,240	-	-	-	-	-	-
2007-9	71	95	19	6,710	6,706	RELATED TO NO. 2007-8		-	-	-	-	-	-
2007-10	28	34	7	953	233	22,256	5,300	4	-	-	-	-	-
2007-11	30	19	20	576	559	RELATED TO NO. 2007-8		-	-	-	-	-	-
2007-12	22	14	35	300	160	25,120	4,000	-	-	-	-	-	-
2007-13	27	22	9	589	117	270,633	54,532	6	-	-	-	-	-
YUMA													
2007-1	22	48	4	1,057	196	27,968	2,600	3	-	-	-	-	2
2007-2	15	32	6	473	75	RELATED TO NO. 2007-1		RELATED TO NO. 2007-1					
2007-3	30	89	5	2,670	193	RELATED TO NO. 2007-1		RELATED TO NO. 2007-1					
2007-4	25	42	6	1,041	88	RELATED TO NO. 2007-1		RELATED TO NO. 2007-1					
2007-5	19	69	4	1,318	58	RELATED TO NO. 2007-1		RELATED TO NO. 2007-1					

⁴ NI indicates never installed. I indicates installed but never used. NP indicates no prosecutor's report.

⁵ NR indicates not reported or could not be determined.

⁶ Motions: G = Granted, D = Denied, P = Pending.

* The first four digits of the A.O. number represent the year in which the wiretap was terminated. Wiretaps that were terminated prior to 2007 were not reported previously because they were part of ongoing investigations.

TABLE B-1
STATE ARIZONA

CALENDAR YEAR 2007

REPORT BY JUDGES OF COURT-AUTHORIZED INTERCEPTS OF WIRE, ORAL, OR ELECTRONIC COMMUNICATIONS
PURSUANT TO 18 U.S.C. 2519

A.O. Number *	Authorizing Official		Offense Specified	Intercept		Date of Application	Authorized Length		
	Judge	Prosecutor ¹		Type ²	Location ³		Original Order (Days)	Number of Extensions	Total Length (Days)
YUMA (CONTINUED)									
2007-6	GOULD	SANDRY	NARCOTICS	WC	D	07/16/2007	30	0	30
2007-7	GOULD	SANDRY	NARCOTICS	WC	D	07/18/2007	30	0	30
2007-8	NELSON	SANDRY	NARCOTICS	WC	D	08/01/2007	30	0	30
2007-9	GOULD	SANDRY	NARCOTICS	WC	D	08/08/2007	30	1	60
2007-10	GOULD	SANDRY	NARCOTICS	WC	D	08/09/2007	30	1	60
2007-11	GOULD	SANDRY	NARCOTICS	WC	D	08/30/2007	30	0	30

¹ The prosecuting official authorized the filing of the application under provisions of the state's statute. (See Table 1 for this state's statutory citation.)

² Type: WC = Cellular or Mobile Telephone (Wire), WS = Standard Telephone (Wire), WO = Other (Wire), OM = Microphone (Oral), OO = Other (Oral), ED = Digital Pager (Electronic), EE = Computer or E-Mail (Electronic), EF = Fax Machine (Electronic), EO = Other (Electronic).

³ Location: D = Portable Device, H = Personal Residence, B = Business, A = Public Area, O = Other Location, R = Roving (Relaxed Specification Order), N = Not Specified.

* The first four digits of the A.O. number represent the year in which the wiretap was terminated. Wiretaps that were terminated prior to 2007 were not reported previously because they were part of ongoing investigations.

TABLE B-1
STATE ARIZONA

CALENDAR YEAR 2007

REPORT BY PROSECUTORS OF COURT-AUTHORIZED INTERCEPTS OF WIRE, ORAL, OR ELECTRONIC COMMUNICATIONS
PURSUANT TO 18 U.S.C. 2519

A.O. Number *	Number Of Days in Oper- ation ⁴	Average Inter- cepts per Day	Number of ⁵			Costs		Number of					
			Persons Inter- cepted	Intercepts	Incrim- inating Intercepts	Total Cost in \$	Other Than Manpower in \$	Arrests	Trials	Motions to Suppress Intercepts ⁶			Persons Con- victed
										G	D	P	
YUMA (CONTINUED)													
2007-6	29	62	7	1,785	241	12,158	2,600	9	-	-	-	-	-
2007-7	30	133	15	4,000	1,042	27,968	2,600	10	-	-	-	-	1
2007-8	NP	-	-	-	-	-	-	-	-	-	-	-	-
2007-9	53	115	26	6,105	741	45,268	2,600	RELATED TO NO. 2007-7					
2007-10	36	111	15	4,000	2,115	RELATED TO NO. 2007-7		RELATED TO NO. 2007-7					
2007-11	16	36	5	575	174	RELATED TO NO. 2007-7		RELATED TO NO. 2007-7					

⁴ NI indicates never installed. I indicates installed but never used. NP indicates no prosecutor's report.

⁵ NR indicates not reported or could not be determined.

⁶ Motions: G = Granted, D = Denied, P = Pending.

* The first four digits of the A.O. number represent the year in which the wiretap was terminated. Wiretaps that were terminated prior to 2007 were not reported previously because they were part of ongoing investigations.

TABLE B-1
STATE CALIFORNIA

CALENDAR YEAR 2007

**REPORT BY JUDGES OF COURT-AUTHORIZED INTERCEPTS OF WIRE, ORAL, OR ELECTRONIC COMMUNICATIONS
PURSUANT TO 18 U.S.C. 2519**

A.O. Number *	Authorizing Official		Offense Specified	Intercept		Date of Application	Authorized Length		
	Judge	Prosecutor ¹		Type ²	Location ³		Orig-inal Order (Days)	Num-ber of Exten-sions	Total Length (Days)
ALAMEDA									
2007-1	ROLEFSON	ORLOFF	NARCOTICS	WC	D	12/21/2006	30	0	30
2007-2	SHEPPARD	ORLOFF	ASSAULT	WC	D	05/23/2007	30	0	30
2007-3	SHEPPARD	ORLOFF	MURDER	WC,WS	D,H	10/22/2007	30	0	30
CONTRA COSTA									
2007-1	KENNEDY	KOCHLY	NARCOTICS	WC,OO	D	09/04/2007	30	0	30
2007-2	KENNEDY	KOCHLY	NARCOTICS	WC	D	09/17/2007	30	0	30
2007-3	KENNEDY	KOCHLY	MURDER	WS	H	09/26/2007	30	0	30
2007-4	KENNEDY	KOCHLY	NARCOTICS	WC	D	09/26/2007	30	0	30
FRESNO									
2007-1	PUTNAM	EGAN	NARCOTICS	WC	D	11/06/2006	30	6	210
2007-2	HOFF	EGAN	NARCOTICS	WC	D	03/22/2007	30	0	30
2007-3	HOFF	EGAN	NARCOTICS	WC	D	03/28/2007	30	1	60
LOS ANGELES									
2007-1	FIDLER	COOLEY	CONSPIRACY	WC	D	10/02/2006	30	6	210
2007-2	FIDLER	COOLEY	CONSPIRACY	WC	D	10/24/2006	30	2	90
2007-3	FIDLER	COOLEY	NARCOTICS	WC	D	11/02/2006	30	5	180
2007-4	FIDLER	COOLEY	MURDER	WC	D	11/07/2006	30	5	180
2007-5	FIDLER	COOLEY	MURDER	WC	D	11/30/2006	30	7	232
2007-6	FIDLER	COOLEY	NARCOTICS	WC	D	12/04/2006	30	1	60
2007-7	FIDLER	COOLEY	NARCOTICS	WC	D	12/04/2006	30	2	90
2007-8	FIDLER	COOLEY	NARCOTICS	WC	D	12/05/2006	30	0	30
2007-9	FIDLER	COOLEY	NARCOTICS	WC	D	12/05/2006	30	0	30
2007-10	FIDLER	COOLEY	NARCOTICS	WC	D	12/05/2006	30	0	30
2007-11	FIDLER	COOLEY	NARCOTICS	WC	D	12/07/2006	30	0	30
2007-12	FIDLER	COOLEY	NARCOTICS	WC	D	12/11/2006	30	4	150
2007-13	FIDLER	COOLEY	NARCOTICS	WC	D	12/12/2006	30	0	30
2007-14	FIDLER	COOLEY	NARCOTICS	WC	D	12/13/2006	30	0	30
2007-15	FIDLER	COOLEY	NARCOTICS	WC	D	12/13/2006	30	0	30
2007-16	FIDLER	COOLEY	NARCOTICS	WC	D	12/13/2006	30	0	30
2007-17	FIDLER	COOLEY	NARCOTICS	WC	D	12/14/2006	30	0	30
2007-18	FIDLER	COOLEY	NARCOTICS	WC	D	12/15/2006	30	0	30
2007-19	FIDLER	COOLEY	NARCOTICS	WC	D	12/15/2006	30	2	90

¹ The prosecuting official authorized the filing of the application under provisions of the state's statute. (See Table 1 for this state's statutory citation.)

² Type: WC = Cellular or Mobile Telephone (Wire), WS = Standard Telephone (Wire), WO = Other (Wire), OM = Microphone (Oral), OO = Other (Oral), ED = Digital Pager (Electronic), EE = Computer or E-Mail (Electronic), EF = Fax Machine (Electronic), EO = Other (Electronic).

³ Location: D = Portable Device, H = Personal Residence, B = Business, A = Public Area, O = Other Location, R = Roving (Relaxed Specification Order), N = Not Specified.

* The first four digits of the A.O. number represent the year in which the wiretap was terminated. Wiretaps that were terminated prior to 2007 were not reported previously because they were part of ongoing investigations.

TABLE B-1
STATE CALIFORNIA

CALENDAR YEAR 2007

**REPORT BY PROSECUTORS OF COURT-AUTHORIZED INTERCEPTS OF WIRE, ORAL, OR ELECTRONIC COMMUNICATIONS
PURSUANT TO 18 U.S.C. 2519**

A.O. Number *	Number Of Days in Oper- ation ⁴	Average Inter- cepts per Day	Number of ⁵			Costs		Number of					
			Persons Inter- cepted	Intercepts	Incrim- inating Intercepts	Total Cost in \$	Other Than Manpower in \$	Arrests	Trials	Motions to Suppress Intercepts ⁶			Persons Con- victed
										G	D	P	
ALAMEDA													
2007-1	30	43	99	1,295	98	175,840	57,500	9	-	-	-	1	3
2007-2	6	480	221	2,880	25	312,655	94,167	1	-	-	-	-	-
2007-3	10	68	127	684	22	84,830	8,638	-	-	-	-	-	-
CONTRA COSTA													
2007-1	24	10	25	238	77	45,000	5,000	-	-	-	-	-	-
2007-2	30	68	30	2,054	299	45,000	5,000	-	-	-	-	-	-
2007-3	19	5	24	99	12	38,304	3,000	1	-	-	-	-	-
2007-4	21	7	25	152	25	45,000	5,000	-	-	-	-	-	-
FRESNO													
2007-1	210	46	109	9,761	4,814	85,000	24,000	4	1	1	1	-	2
2007-2	1	7	NR	7	-	25,100	6,100	-	-	-	-	-	-
2007-3	60	39	86	2,311	983	RELATED TO NO. 2007-2		RELATED TO NO. 2007-1					
LOS ANGELES													
2007-1	210	204	60	42,822	857	515,000	5,000	13	-	-	-	-	-
2007-2	90	37	NR	3,338	372	RELATED TO NO. 2007-1		RELATED TO NO. 2007-1					
2007-3	153	26	100	4,000	1,000	112,500	4,500	6	-	-	1	-	-
2007-4	180	379	NR	68,280	282	RELATED TO NO. 2007-1		RELATED TO NO. 2007-1					
2007-5	232	58	NR	13,344	1,366	RELATED TO NO. 2007-1		RELATED TO NO. 2007-1					
2007-6	51	20	25	1,000	100	36,000	-	1	-	-	-	-	-
2007-7	90	20	566	1,757	36	94,500	4,500	-	-	-	-	-	-
2007-8	19	2	8	44	19	19,920	1,420	-	-	-	-	-	-
2007-9	30	4	3	135	-	10,561	6,000	-	-	-	-	-	-
2007-10	30	33	92	978	238	38,000	3,000	1	-	-	-	-	-
2007-11	30	1	4	40	2	13,500	1,500	-	-	-	-	-	-
2007-12	150	46	341	6,879	1,559	81,050	4,250	-	-	-	-	-	-
2007-13	30	20	25	610	76	20,000	2,000	-	-	-	-	-	-
2007-14	30	20	7	592	83	33,046	1,400	-	-	-	-	-	-
2007-15	28	13	NR	372	5	44,000	8,000	-	-	-	-	-	-
2007-16	24	2	NR	39	8	20,000	2,000	-	-	-	-	-	-
2007-17	30	18	34	555	130	33,700	1,700	7	5	-	-	-	5
2007-18	30	35	32	1,038	292	23,000	5,000	-	-	-	-	-	-
2007-19	90	113	150	10,177	3,920	56,895	-	12	-	-	-	-	-

⁴ NI indicates never installed. I indicates installed but never used. NP indicates no prosecutor's report.

⁵ NR indicates not reported or could not be determined.

⁶ Motions: G = Granted, D = Denied, P = Pending.

* The first four digits of the A.O. number represent the year in which the wiretap was terminated. Wiretaps that were terminated prior to 2007 were not reported previously because they were part of ongoing investigations.

TABLE B-1
STATE CALIFORNIA

CALENDAR YEAR 2007

**REPORT BY JUDGES OF COURT-AUTHORIZED INTERCEPTS OF WIRE, ORAL, OR ELECTRONIC COMMUNICATIONS
PURSUANT TO 18 U.S.C. 2519**

A.O. Number *	Authorizing Official		Offense Specified	Intercept		Date of Application	Authorized Length		
	Judge	Prosecutor ¹		Type ²	Location ³		Original Order (Days)	Number of Extensions	Total Length (Days)
LOS ANGELES (CONTINUED)									
2007-20	FIDLER	COOLEY	NARCOTICS	WC	D	12/19/2006	30	0	30
2007-21	FIDLER	COOLEY	NARCOTICS	WC	D	12/19/2006	30	4	150
2007-22	FIDLER	COOLEY	NARCOTICS	WC	D	12/20/2006	30	1	60
2007-23	FIDLER	COOLEY	NARCOTICS	WC	D	12/20/2006	30	1	60
2007-24	FIDLER	COOLEY	NARCOTICS	WC	D	12/21/2006	30	0	30
2007-25	FIDLER	COOLEY	NARCOTICS	WC	D	12/22/2006	30	0	30
2007-26	FIDLER	COOLEY	NARCOTICS	WC	D	12/22/2006	30	0	30
2007-27	FIDLER	COOLEY	NARCOTICS	WC	D	01/09/2007	30	0	30
2007-28	FIDLER	COOLEY	NARCOTICS	WC	D	01/10/2007	30	0	30
2007-29	FIDLER	COOLEY	NARCOTICS	WC	D	01/11/2007	30	0	30
2007-30	FIDLER	COOLEY	CONSPIRACY	WC	D	01/11/2007	30	3	120
2007-31	FIDLER	COOLEY	NARCOTICS	WC	D	01/12/2007	30	0	30
2007-32	FIDLER	COOLEY	NARCOTICS	WC	D	01/12/2007	30	1	60
2007-33	FIDLER	COOLEY	NARCOTICS	WC	D	01/12/2007	30	0	30
2007-34	FIDLER	COOLEY	NARCOTICS	WC	D	01/17/2007	30	2	90
2007-35	FIDLER	COOLEY	NARCOTICS	WC	D	01/18/2007	30	0	30
2007-36	FIDLER	COOLEY	NARCOTICS	WC	D	01/21/2007	30	0	30
2007-37	FIDLER	COOLEY	NARCOTICS	WC	D	01/24/2007	30	0	30
2007-38	FIDLER	COOLEY	NARCOTICS	WC	D	01/26/2007	30	0	30
2007-39	FIDLER	COOLEY	NARCOTICS	WC	D	01/26/2007	30	0	30
2007-40	FIDLER	COOLEY	NARCOTICS	WC	D	01/30/2007	30	0	30
2007-41	FIDLER	COOLEY	NARCOTICS	WC	D	01/31/2007	30	0	30
2007-42	FIDLER	COOLEY	MURDER	WC	D	02/01/2007	30	1	60
2007-43	FIDLER	COOLEY	NARCOTICS	WC	D	02/06/2007	30	0	30
2007-44	FIDLER	COOLEY	NARCOTICS	WC	D	02/07/2007	30	0	30
2007-45	FIDLER	COOLEY	NARCOTICS	WC	D	02/07/2007	30	0	30
2007-46	FIDLER	COOLEY	NARCOTICS	WC	D	02/08/2007	30	0	30
2007-47	FIDLER	COOLEY	CONSPIRACY	WC	D	02/08/2007	30	2	90
2007-48	FIDLER	COOLEY	NARCOTICS	WC	D	02/08/2007	30	0	30
2007-49	FIDLER	COOLEY	NARCOTICS	WC	D	02/10/2007	30	0	30
2007-50	FIDLER	COOLEY	NARCOTICS	WC	D	02/11/2007	30	0	30
2007-51	FIDLER	COOLEY	NARCOTICS	WC	D	02/12/2007	30	0	30

¹ The prosecuting official authorized the filing of the application under provisions of the state's statute. (See Table 1 for this state's statutory citation.)

² Type: WC = Cellular or Mobile Telephone (Wire), WS = Standard Telephone (Wire), WO = Other (Wire), OM = Microphone (Oral), OO = Other (Oral), ED = Digital Pager (Electronic), EE = Computer or E-Mail (Electronic), EF = Fax Machine (Electronic), EO = Other (Electronic).

³ Location: D = Portable Device, H = Personal Residence, B = Business, A = Public Area, O = Other Location, R = Roving (Relaxed Specification Order), N = Not Specified.

* The first four digits of the A.O. number represent the year in which the wiretap was terminated. Wiretaps that were terminated prior to 2007 were not reported previously because they were part of ongoing investigations.

TABLE B-1
STATE CALIFORNIA

CALENDAR YEAR 2007

**REPORT BY PROSECUTORS OF COURT-AUTHORIZED INTERCEPTS OF WIRE, ORAL, OR ELECTRONIC COMMUNICATIONS
PURSUANT TO 18 U.S.C. 2519**

A.O. Number *	Number Of Days in Oper- ation ⁴	Average Inter- cepts per Day	Number of ⁵			Costs		Number of						
			Persons Inter- cepted	Intercepts	Incrim- inating Intercepts	Total Cost in \$	Other Than Manpower in \$	Arrests	Trials	Motions to Suppress Intercepts ⁶			Persons Con- victed	
										G	D	P		
LOS ANGELES (CONTINUED)														
2007-20	30	42	18	1,260	135	20,244	2,000	-	-	-	-	-	-	
2007-21	144	24	75	3,500	1,000	94,000	4,000	6	-	-	1	-	-	
2007-22	60	31	767	1,849	533	69,500	9,500	-	-	-	-	-	-	
2007-23	55	40	NR	2,175	638	20,000	2,000	1	-	-	-	-	-	
2007-24	30	1	3	34	11	19,920	1,420	-	-	-	-	-	-	
2007-25	30	87	25	2,624	399	27,306	6,000	-	-	-	-	-	-	
2007-26	I	-	-	-	8,000	2,000	-	-	-	-	-	-	-	
2007-27	30	18	9	537	33	6,561	2,000	-	-	-	-	-	-	
2007-28	30	27	NR	824	247	20,000	2,000	-	-	-	-	-	-	
2007-29	30	72	82	2,175	429	26,024	2,800	-	-	-	-	-	-	
2007-30	120	119	22	14,320	697	515,000	5,000	-	-	-	-	-	-	
2007-31	18	8	15	150	40	8,073	2,600	-	-	-	-	-	-	
2007-32	56	42	NR	2,368	638	40,000	4,000	-	-	-	-	-	-	
2007-33	30	37	17	1,110	205	21,565	2,600	9	-	-	-	-	-	
2007-34	90	54	NR	4,889	1,006	60,000	6,000	-	-	-	-	-	-	
2007-35	19	2	NR	43	-	20,000	2,000	-	-	-	-	-	-	
2007-36	18	7	6	127	24	13,547	2,600	-	-	-	-	-	-	
2007-37	30	25	9	759	85	19,957	1,600	-	-	-	-	-	-	
2007-38	30	37	21	1,106	366	10,522	1,400	-	-	-	-	-	-	
2007-39	20	17	10	340	23	13,200	2,000	-	-	-	-	-	-	
2007-40	30	62	NR	1,863	286	20,000	2,000	-	-	-	-	-	-	
2007-41	30	74	27	2,235	1,278	20,244	2,000	-	-	-	-	-	-	
2007-42	60	67	277	3,994	1,212	7,040	7,040	10	-	-	-	-	-	
2007-43	30	21	14	644	132	8,561	4,000	-	-	-	-	-	-	
2007-44	20	6	59	127	19	20,000	2,000	-	-	-	-	-	-	
2007-45	30	41	41	1,242	187	17,123	1,950	-	-	-	-	-	-	
2007-46	30	1	NR	21	NR	20,000	2,000	-	-	-	-	-	-	
2007-47	90	135	NR	12,160	410	RELATED TO NO. 2007-30		-	-	-	-	-	-	
2007-48	30	18	245	540	108	43,500	3,500	-	-	-	-	-	-	
2007-49	30	10	313	313	139	24,075	4,000	3	-	-	-	-	-	
2007-50	24	9	81	225	107	20,000	2,000	-	-	-	-	-	-	
2007-51	30	16	NR	490	60	22,000	4,000	1	-	-	-	-	-	

⁴ NI indicates never installed. I indicates installed but never used. NP indicates no prosecutor's report.

⁵ NR indicates not reported or could not be determined.

⁶ Motions: G = Granted, D = Denied, P = Pending.

* The first four digits of the A.O. number represent the year in which the wiretap was terminated. Wiretaps that were terminated prior to 2007 were not reported previously because they were part of ongoing investigations.

TABLE B-1
STATE CALIFORNIA

CALENDAR YEAR 2007

**REPORT BY JUDGES OF COURT-AUTHORIZED INTERCEPTS OF WIRE, ORAL, OR ELECTRONIC COMMUNICATIONS
PURSUANT TO 18 U.S.C. 2519**

A.O. Number *	Authorizing Official		Offense Specified	Intercept		Date of Application	Authorized Length		
	Judge	Prosecutor ¹		Type ²	Location ³		Original Order (Days)	Number of Extensions	Total Length (Days)
LOS ANGELES (CONTINUED)									
2007-52	FIDLER	COOLEY	NARCOTICS	WC	D	02/12/2007	30	0	30
2007-53	FIDLER	COOLEY	NARCOTICS	WC	D	02/12/2007	30	0	30
2007-54	FIDLER	COOLEY	NARCOTICS	WC	D	02/13/2007	30	0	30
2007-55	FIDLER	COOLEY	NARCOTICS	WC	D	02/14/2007	30	0	30
2007-56	FIDLER	COOLEY	MURDER	WC	D	02/15/2007	30	1	60
2007-57	FIDLER	COOLEY	MURDER	WC	D	02/15/2007	30	0	30
2007-58	FIDLER	COOLEY	NARCOTICS	WC	D	02/16/2007	30	0	30
2007-59	FIDLER	COOLEY	NARCOTICS	WC	D	02/16/2007	30	0	30
2007-60	FIDLER	COOLEY	NARCOTICS	WC	D	02/16/2007	30	0	30
2007-61	FIDLER	COOLEY	NARCOTICS	WC	D	02/16/2007	30	0	30
2007-62	FIDLER	COOLEY	NARCOTICS	WC	D	02/16/2007	30	0	30
2007-63	FIDLER	COOLEY	NARCOTICS	WC	D	02/20/2007	30	0	30
2007-64	FIDLER	COOLEY	NARCOTICS	WC	D	02/21/2007	30	0	30
2007-65	FIDLER	COOLEY	NARCOTICS	WC	D	02/21/2007	30	1	60
2007-66	FIDLER	COOLEY	NARCOTICS	WC	D	02/23/2007	30	0	30
2007-67	FIDLER	COOLEY	NARCOTICS	WC	D	02/26/2007	30	1	60
2007-68	FIDLER	COOLEY	NARCOTICS	WC	D	02/26/2007	30	0	30
2007-69	FIDLER	COOLEY	NARCOTICS	WC	D	02/27/2007	30	0	30
2007-70	FIDLER	COOLEY	NARCOTICS	WC	D	02/28/2007	30	2	90
2007-71	FIDLER	COOLEY	MURDER	WC	D	02/28/2007	30	1	60
2007-72	FIDLER	COOLEY	NARCOTICS	WC	D	02/28/2007	30	0	30
2007-73	FIDLER	COOLEY	NARCOTICS	WC	D	03/02/2007	30	0	30
2007-74	FIDLER	COOLEY	MURDER	WC	D	03/02/2007	30	0	30
2007-75	FIDLER	COOLEY	NARCOTICS	WC	D	03/02/2007	30	0	30
2007-76	FIDLER	COOLEY	NARCOTICS	WC	D	03/05/2007	30	0	30
2007-77	FIDLER	COOLEY	NARCOTICS	WC	D	03/06/2007	30	0	30
2007-78	FIDLER	COOLEY	NARCOTICS	WC	D	03/06/2007	30	0	30
2007-79	FIDLER	COOLEY	NARCOTICS	WC	D	03/06/2007	30	0	30
2007-80	FIDLER	COOLEY	NARCOTICS	WC	D	03/06/2007	30	0	30
2007-81	FIDLER	COOLEY	NARCOTICS	WC	D	03/06/2007	30	0	30
2007-82	FIDLER	COOLEY	NARCOTICS	WC	D	03/07/2007	30	0	30
2007-83	FIDLER	COOLEY	NARCOTICS	WC	D	03/07/2007	30	1	60

¹ The prosecuting official authorized the filing of the application under provisions of the state's statute. (See Table 1 for this state's statutory citation.)

² Type: WC = Cellular or Mobile Telephone (Wire), WS = Standard Telephone (Wire), WO = Other (Wire), OM = Microphone (Oral), OO = Other (Oral), ED = Digital Pager (Electronic), EE = Computer or E-Mail (Electronic), EF = Fax Machine (Electronic), EO = Other (Electronic).

³ Location: D = Portable Device, H = Personal Residence, B = Business, A = Public Area, O = Other Location, R = Roving (Relaxed Specification Order), N = Not Specified.

* The first four digits of the A.O. number represent the year in which the wiretap was terminated. Wiretaps that were terminated prior to 2007 were not reported previously because they were part of ongoing investigations.

TABLE B-1
STATE CALIFORNIA

CALENDAR YEAR 2007

**REPORT BY PROSECUTORS OF COURT-AUTHORIZED INTERCEPTS OF WIRE, ORAL, OR ELECTRONIC COMMUNICATIONS
PURSUANT TO 18 U.S.C. 2519**

A.O. Number *	Number Of Days in Oper- ation ⁴	Average Inter- cepts per Day	Number of ⁵			Costs		Number of					
			Persons Inter- cepted	Intercepts	Incrim- inating Intercepts	Total Cost in \$	Other Than Manpower in \$	Arrests	Trials	Motions to Suppress Intercepts ⁶			Persons Con- victed
										G	D	P	
LOS ANGELES (CONTINUED)													
2007-52	30	36	10	1,090	490	18,708	2,000	-	-	-	-	-	-
2007-53	30	35	NR	1,059	402	20,000	2,000	-	-	-	-	-	-
2007-54	27	17	NR	452	163	20,000	2,000	-	-	-	-	-	-
2007-55	26	4	13	115	69	20,000	2,000	-	-	-	-	-	-
2007-56	60	30	75	1,826	NR	91,000	6,000	-	-	-	-	-	-
2007-57	30	323	47	9,692	-	74,000	14,000	-	-	-	-	-	-
2007-58	14	1	2	14	-	12,000	2,000	-	-	-	-	-	-
2007-59	30	15	95	441	95	625	625	10	-	-	-	-	-
2007-60	30	36	30	1,091	333	20,000	2,000	-	-	-	-	-	-
2007-61	30	171	47	5,126	26	92,100	5,700	-	-	-	-	-	-
2007-62	25	18	NR	446	136	79,100	3,600	-	-	-	-	-	-
2007-63	24	2	24	59	25	20,000	2,000	-	-	-	-	-	-
2007-64	30	9	27	278	200	20,245	2,000	2	-	-	-	-	-
2007-65	60	12	17	696	278	33,040	2,000	-	-	-	-	-	-
2007-66	7	18	11	127	25	19,200	4,200	9	-	-	-	-	-
2007-67	60	19	40	1,115	57	42,000	6,000	-	-	-	-	-	-
2007-68	30	28	50	828	63	20,609	2,365	-	-	-	-	-	-
2007-69	30	146	230	4,380	990	20,000	2,000	-	-	-	-	-	-
2007-70	90	53	1,543	4,742	487	31,050	2,250	-	-	-	-	-	-
2007-71	60	69	96	4,127	1,012	1,980	1,980	10	-	-	-	-	-
2007-72	30	56	7	1,665	305	-	-	-	-	-	-	-	-
2007-73	25	40	NR	991	451	20,000	2,000	6	-	-	-	-	-
2007-74	30	172	30	5,172	55	RELATED TO NO. 2007-61		-	-	-	-	-	-
2007-75	30	40	30	1,213	713	19,540	1,540	-	-	-	-	-	-
2007-76	26	4	NR	117	NR	4,790	1,620	-	-	-	-	-	-
2007-77	29	160	240	4,637	1,399	20,145	1,750	2	-	-	-	-	-
2007-78	30	50	20	1,500	200	42,490	6,000	-	-	-	-	-	-
2007-79	30	21	47	626	101	188,338	24,175	-	-	-	-	-	-
2007-80	30	91	16	2,736	440	13,122	4,000	2	-	-	-	-	-
2007-81	30	10	17	298	106	13,500	1,500	-	-	-	-	-	-
2007-82	30	12	11	354	98	6,561	2,000	-	-	-	-	-	-
2007-83	60	84	98	5,047	282	13,898	13,898	4	-	-	-	-	-

⁴ NI indicates never installed. I indicates installed but never used. NP indicates no prosecutor's report.

⁵ NR indicates not reported or could not be determined.

⁶ Motions: G = Granted, D = Denied, P = Pending.

* The first four digits of the A.O. number represent the year in which the wiretap was terminated. Wiretaps that were terminated prior to 2007 were not reported previously because they were part of ongoing investigations.

TABLE B-1
STATE CALIFORNIA

CALENDAR YEAR 2007

**REPORT BY JUDGES OF COURT-AUTHORIZED INTERCEPTS OF WIRE, ORAL, OR ELECTRONIC COMMUNICATIONS
PURSUANT TO 18 U.S.C. 2519**

A.O. Number *	Authorizing Official		Offense Specified	Intercept		Date of Application	Authorized Length		
	Judge	Prosecutor ¹		Type ²	Location ³		Original Order (Days)	Number of Extensions	Total Length (Days)
LOSANGELES (CONTINUED)									
2007-84	FIDLER	COOLEY	NARCOTICS	WC	D	03/07/2007	30	0	30
2007-85	FIDLER	COOLEY	NARCOTICS	WC	D	03/07/2007	30	0	30
2007-86	FIDLER	COOLEY	NARCOTICS	WC	D	03/08/2007	30	0	30
2007-87	FIDLER	COOLEY	NARCOTICS	WC	D	03/08/2007	30	0	30
2007-88	FIDLER	COOLEY	NARCOTICS	WC	D	03/09/2007	30	0	30
2007-89	FIDLER	COOLEY	NARCOTICS	WC	D	03/09/2007	30	1	60
2007-90	FIDLER	COOLEY	NARCOTICS	WC	D	03/12/2007	30	0	30
2007-91	FIDLER	COOLEY	NARCOTICS	WC	D	03/12/2007	30	0	30
2007-92	FIDLER	COOLEY	NARCOTICS	WC	D	03/15/2007	30	0	30
2007-93	FIDLER	COOLEY	NARCOTICS	WC	D	03/16/2007	30	0	30
2007-94	FIDLER	COOLEY	NARCOTICS	WC	D	03/20/2007	30	1	60
2007-95	FIDLER	COOLEY	NARCOTICS	WC	D	03/20/2007	30	0	30
2007-96	FIDLER	COOLEY	NARCOTICS	WC	D	03/20/2007	30	0	30
2007-97	FIDLER	COOLEY	NARCOTICS	WC	D	03/21/2007	30	0	30
2007-98	FIDLER	COOLEY	MURDER	WC	D	03/22/2007	30	1	60
2007-99	FIDLER	COOLEY	MURDER	WC	D	03/22/2007	30	0	30
2007-100	FIDLER	COOLEY	NARCOTICS	WC	D	03/22/2007	30	0	30
2007-101	FIDLER	COOLEY	NARCOTICS	WC	D	03/22/2007	30	0	30
2007-102	FIDLER	COOLEY	NARCOTICS	WC	D	03/24/2007	30	0	30
2007-103	FIDLER	COOLEY	MURDER	WC	D	03/26/2007	30	0	30
2007-104	FIDLER	COOLEY	NARCOTICS	WC	D	03/26/2007	30	0	30
2007-105	FIDLER	COOLEY	NARCOTICS	WC	D	03/27/2007	30	0	30
2007-106	FIDLER	COOLEY	NARCOTICS	WC	D	03/27/2007	30	0	30
2007-107	FIDLER	COOLEY	NARCOTICS	WC	D	03/27/2007	30	1	60
2007-108	FIDLER	COOLEY	NARCOTICS	WC	D	03/28/2007	30	0	30
2007-109	FIDLER	COOLEY	NARCOTICS	WC	D	03/28/2007	30	0	30
2007-110	FIDLER	COOLEY	NARCOTICS	WC	D	03/28/2007	30	0	30
2007-111	FIDLER	COOLEY	NARCOTICS	WC	D	03/30/2007	30	0	30
2007-112	FIDLER	COOLEY	NARCOTICS	WC	D	04/01/2007	30	0	30
2007-113	FIDLER	COOLEY	MURDER	WC	D	04/01/2007	30	0	30
2007-114	FIDLER	COOLEY	NARCOTICS	WC	D	04/02/2007	30	0	30
2007-115	FIDLER	COOLEY	NARCOTICS	WC	D	04/05/2007	30	1	60

¹ The prosecuting official authorized the filing of the application under provisions of the state's statute. (See Table 1 for this state's statutory citation.)

² Type: WC = Cellular or Mobile Telephone (Wire), WS = Standard Telephone (Wire), WO = Other (Wire), OM = Microphone (Oral), OO = Other (Oral), ED = Digital Pager (Electronic), EE = Computer or E-Mail (Electronic), EF = Fax Machine (Electronic), EO = Other (Electronic).

³ Location: D = Portable Device, H = Personal Residence, B = Business, A = Public Area, O = Other Location, R = Roving (Relaxed Specification Order), N = Not Specified.

* The first four digits of the A.O. number represent the year in which the wiretap was terminated. Wiretaps that were terminated prior to 2007 were not reported previously because they were part of ongoing investigations.

TABLE B-1
STATE CALIFORNIA

CALENDAR YEAR 2007

**REPORT BY PROSECUTORS OF COURT-AUTHORIZED INTERCEPTS OF WIRE, ORAL, OR ELECTRONIC COMMUNICATIONS
PURSUANT TO 18 U.S.C. 2519**

A.O. Number *	Number Of Days in Oper- ation ⁴	Average Inter- cepts per Day	Number of ⁵			Costs		Number of					
			Persons Inter- cepted	Intercepts	Incrim- inating Intercepts	Total Cost in \$	Other Than Manpower in \$	Arrests	Trials	Motions to Suppress Intercepts ⁶			Persons Con- victed
										G	D	P	
LOS ANGELES (CONTINUED)													
2007-84	22	NR	NR	NR	NR	20,000	2,000	-	-	-	-	-	-
2007-85	30	-	2	3	NR	20,000	2,000	-	-	-	-	-	-
2007-86	30	20	37	602	241	28,244	10,000	-	-	-	-	-	-
2007-87	23	9	85	215	83	19,995	1,750	2	-	-	-	-	-
2007-88	28	28	21	772	106	20,400	2,400	-	-	-	-	-	-
2007-89	29	12	NR	341	225	20,000	2,000	5	-	-	-	-	-
2007-90	30	3	33	84	9	38,500	3,500	-	-	-	-	-	-
2007-91	16	74	57	1,182	156	34,500	4,500	7	-	-	-	-	-
2007-92	30	29	23	870	155	3,900	2,100	-	-	-	-	-	-
2007-93	30	36	52	1,073	102	11,850	2,250	-	-	-	-	-	-
2007-94	60	39	156	2,338	1,047	20,000	2,000	4	-	-	-	-	-
2007-95	30	50	149	1,485	137	18,480	2,800	-	-	-	-	-	-
2007-96	30	75	26	2,255	162	13,500	1,500	-	-	-	-	-	-
2007-97	27	20	62	551	102	20,000	2,000	1	-	-	-	-	-
2007-98	60	146	NR	8,735	311	RELATED TO NO. 2007-30		-	-	-	-	-	-
2007-99	30	87	16	2,605	-	RELATED TO NO. 2007-61		-	-	-	-	-	-
2007-100	30	3	10	91	68	13,500	1,500	-	-	-	-	-	-
2007-101	21	37	25	780	258	20,000	2,000	-	-	-	-	-	-
2007-102	29	60	22	1,727	58	53,400	7,400	-	-	-	-	-	-
2007-103	29	87	290	2,517	984	625	-	10	-	-	-	-	-
2007-104	30	4	17	125	8	22,180	6,500	-	-	-	-	-	-
2007-105	30	12	355	355	88	110,000	47,000	-	-	-	-	-	-
2007-106	22	-	-	-	-	20,000	2,000	-	-	-	-	-	-
2007-107	59	20	50	1,200	500	39,000	3,000	-	-	-	-	-	-
2007-108	30	25	292	745	170	38,500	3,500	-	-	-	-	-	-
2007-109	30	22	21	657	28	15,122	6,000	-	-	-	-	-	-
2007-110	9	60	39	536	58	RELATED TO NO. 2007-83		-	-	-	-	-	-
2007-111	19	-	-	-	-	20,000	2,000	-	-	-	-	-	-
2007-112	30	25	88	749	189	20,120	1,875	-	-	-	-	-	-
2007-113	16	44	23	704	-	RELATED TO NO. 2007-57		-	-	-	-	-	-
2007-114	30	25	228	736	77	11,850	2,250	-	-	-	-	-	-
2007-115	60	30	17	1,790	546	23,589	2,400	4	-	-	-	-	-

⁴ NI indicates never installed. I indicates installed but never used. NP indicates no prosecutor's report.

⁵ NR indicates not reported or could not be determined.

⁶ Motions: G = Granted, D = Denied, P = Pending.

* The first four digits of the A.O. number represent the year in which the wiretap was terminated. Wiretaps that were terminated prior to 2007 were not reported previously because they were part of ongoing investigations.

TABLE B-1
STATE CALIFORNIA

CALENDAR YEAR 2007

**REPORT BY JUDGES OF COURT-AUTHORIZED INTERCEPTS OF WIRE, ORAL, OR ELECTRONIC COMMUNICATIONS
PURSUANT TO 18 U.S.C. 2519**

A.O. Number *	Authorizing Official		Offense Specified	Intercept		Date of Application	Authorized Length		
	Judge	Prosecutor ¹		Type ²	Location ³		Original Order (Days)	Number of Extensions	Total Length (Days)
LOSANGELES (CONTINUED)									
2007-116	FIDLER	COOLEY	NARCOTICS	WC	D	04/05/2007	30	0	30
2007-117	FIDLER	COOLEY	NARCOTICS	WC	D	04/05/2007	30	0	30
2007-118	FIDLER	COOLEY	NARCOTICS	WC	D	04/06/2007	30	0	30
2007-119	FIDLER	COOLEY	NARCOTICS	WC	D	04/08/2007	30	0	30
2007-120	FIDLER	COOLEY	NARCOTICS	WC	D	04/08/2007	30	0	30
2007-121	FIDLER	COOLEY	NARCOTICS	WC	D	04/09/2007	30	0	30
2007-122	FIDLER	COOLEY	NARCOTICS	WC	D	04/10/2007	30	0	30
2007-123	FIDLER	COOLEY	NARCOTICS	WC	D	04/10/2007	30	0	30
2007-124	FIDLER	COOLEY	NARCOTICS	WC	D	04/10/2007	30	0	30
2007-125	FIDLER	COOLEY	NARCOTICS	WC	D	04/11/2007	30	0	30
2007-126	FIDLER	COOLEY	NARCOTICS	WC	D	04/11/2007	30	0	30
2007-127	FIDLER	COOLEY	NARCOTICS	WC	D	04/11/2007	30	0	30
2007-128	FIDLER	COOLEY	MURDER	WC	D	04/11/2007	30	2	90
2007-129	FIDLER	COOLEY	NARCOTICS	WC	D	04/11/2007	30	0	30
2007-130	FIDLER	COOLEY	NARCOTICS	WC	D	04/12/2007	30	2	90
2007-131	FIDLER	COOLEY	NARCOTICS	WC	D	04/12/2007	30	1	60
2007-132	FIDLER	COOLEY	NARCOTICS	WC	D	04/12/2007	30	2	90
2007-133	FIDLER	COOLEY	NARCOTICS	WC	D	04/17/2007	30	2	90
2007-134	FIDLER	COOLEY	NARCOTICS	WC	D	04/18/2007	30	0	30
2007-135	FIDLER	COOLEY	NARCOTICS	WC	D	04/18/2007	30	1	60
2007-136	FIDLER	COOLEY	NARCOTICS	WC	D	04/18/2007	30	0	30
2007-137	FIDLER	COOLEY	NARCOTICS	WC	D	04/18/2007	30	2	90
2007-138	FIDLER	COOLEY	NARCOTICS	WC	D	04/19/2007	30	1	60
2007-139	FIDLER	COOLEY	NARCOTICS	WC	D	04/19/2007	30	0	30
2007-140	FIDLER	COOLEY	NARCOTICS	WC	D	04/22/2007	30	2	90
2007-141	FIDLER	COOLEY	NARCOTICS	WC	D	04/22/2007	30	0	30
2007-142	FIDLER	COOLEY	NARCOTICS	WC	D	04/23/2007	30	0	30
2007-143	FIDLER	COOLEY	NARCOTICS	WC	D	04/24/2007	30	0	30
2007-144	FIDLER	COOLEY	NARCOTICS	WC	D	04/24/2007	30	0	30
2007-145	FIDLER	COOLEY	NARCOTICS	WC	D	04/24/2007	30	0	30
2007-146	FIDLER	COOLEY	NARCOTICS	WC	D	04/26/2007	30	0	30
2007-147	FIDLER	COOLEY	MURDER	WC	D	04/26/2007	30	0	30

¹ The prosecuting official authorized the filing of the application under provisions of the state's statute. (See Table 1 for this state's statutory citation.)

² Type: WC = Cellular or Mobile Telephone (Wire), WS = Standard Telephone (Wire), WO = Other (Wire), OM = Microphone (Oral), OO = Other (Oral), ED = Digital Pager (Electronic), EE = Computer or E-Mail (Electronic), EF = Fax Machine (Electronic), EO = Other (Electronic).

³ Location: D = Portable Device, H = Personal Residence, B = Business, A = Public Area, O = Other Location, R = Roving (Relaxed Specification Order), N = Not Specified.

* The first four digits of the A.O. number represent the year in which the wiretap was terminated. Wiretaps that were terminated prior to 2007 were not reported previously because they were part of ongoing investigations.

TABLE B-1
STATE CALIFORNIA

CALENDAR YEAR 2007

**REPORT BY PROSECUTORS OF COURT-AUTHORIZED INTERCEPTS OF WIRE, ORAL, OR ELECTRONIC COMMUNICATIONS
PURSUANT TO 18 U.S.C. 2519**

A.O. Number *	Number Of Days in Oper- ation ⁴	Average Inter- cepts per Day	Number of ⁵			Costs		Number of					
			Persons Inter- cepted	Intercepts	Incrim- inating Intercepts	Total Cost in \$	Other Than Manpower in \$	Arrests	Trials	Motions to Suppress Intercepts ⁶			Persons Con- victed
										G	D	P	
LOS ANGELES (CONTINUED)													
2007-116	30	-	NR	3	NR	20,957	2,600	-	-	-	-	-	-
2007-117	25	2	8	50	38	20,000	2,000	-	-	-	-	-	-
2007-118	30	40	15	1,200	150	42,490	6,000	-	-	-	-	-	-
2007-119	30	1	NR	24	2	20,000	2,000	-	-	-	-	-	-
2007-120	30	33	40	987	141	59,184	4,450	-	-	-	-	-	-
2007-121	12	-	-	-	-	20,845	2,600	-	-	-	-	-	-
2007-122	30	14	12	432	87	6,511	2,000	-	-	-	-	-	-
2007-123	NP	-	-	-	-	-	-	-	-	-	-	-	-
2007-124	30	68	88	2,044	430	20,000	2,000	-	-	-	-	-	-
2007-125	30	10	20	308	100	20,245	2,000	1	-	-	-	-	-
2007-126	29	105	376	3,037	410	29,096	7,000	-	-	-	-	-	-
2007-127	30	74	256	2,213	NR	14,900	500	5	-	-	-	-	-
2007-128	86	33	283	2,800	768	2,520	2,520	10	-	-	-	-	-
2007-129	30	38	41	1,129	537	57,000	9,000	-	-	-	-	-	-
2007-130	90	36	103	3,245	1,049	20,145	1,750	-	-	-	-	-	-
2007-131	60	27	50	1,600	60	106,200	5,200	-	-	-	-	-	-
2007-132	30	108	103	3,245	1,049	20,145	1,750	-	-	-	-	-	-
2007-133	90	212	320	19,077	977	113,000	59,000	-	-	-	-	-	-
2007-134	30	63	22	1,893	282	20,957	2,600	-	-	-	-	-	-
2007-135	30	22	92	648	34	20,120	1,875	-	-	-	-	-	-
2007-136	NP	-	-	-	-	-	-	-	-	-	-	-	-
2007-137	90	69	15	6,231	802	109,500	4,500	-	-	-	-	-	-
2007-138	60	11	92	648	53	RELATED TO NO. 2007-126		-	-	-	-	-	-
2007-139	25	17	NR	433	33	20,000	2,000	-	-	-	-	-	-
2007-140	90	24	NR	2,199	770	60,000	6,000	-	-	-	-	-	-
2007-141	30	3	NR	91	3	20,000	2,000	-	-	-	-	-	-
2007-142	30	117	32	3,496	781	15,122	6,000	-	-	-	-	-	-
2007-143	22	171	4	3,767	321	5,200	5,200	-	-	-	-	-	-
2007-144	10	2	NR	19	12	22,000	4,000	-	-	-	-	-	-
2007-145	30	10	79	297	31	11,850	2,250	-	-	-	-	-	-
2007-146	10	6	12	64	16	8,400	2,400	-	-	-	-	-	-
2007-147	I	-	-	-	-	-	1,430	-	-	-	-	-	-

⁴ NI indicates never installed. I indicates installed but never used. NP indicates no prosecutor's report.

⁵ NR indicates not reported or could not be determined.

⁶ Motions: G = Granted, D = Denied, P = Pending.

* The first four digits of the A.O. number represent the year in which the wiretap was terminated. Wiretaps that were terminated prior to 2007 were not reported previously because they were part of ongoing investigations.

TABLE B-1
STATE CALIFORNIA

CALENDAR YEAR 2007

**REPORT BY JUDGES OF COURT-AUTHORIZED INTERCEPTS OF WIRE, ORAL, OR ELECTRONIC COMMUNICATIONS
PURSUANT TO 18 U.S.C. 2519**

A.O. Number *	Authorizing Official		Offense Specified	Intercept		Date of Application	Authorized Length		
	Judge	Prosecutor ¹		Type ²	Location ³		Original Order (Days)	Number of Extensions	Total Length (Days)
LOSANGELES (CONTINUED)									
2007-148	FIDLER	COOLEY	NARCOTICS	WC	D	04/26/2007	30	0	30
2007-149	FIDLER	COOLEY	NARCOTICS	WC	D	04/30/2007	30	1	60
2007-150	FIDLER	COOLEY	NARCOTICS	WC	D	04/30/2007	30	2	90
2007-151	FIDLER	COOLEY	NARCOTICS	WC	D	05/07/2007	30	1	60
2007-152	FIDLER	COOLEY	CONSPIRACY	WC	D	05/08/2007	30	2	90
2007-153	FIDLER	COOLEY	NARCOTICS	WC	D	05/08/2007	30	0	30
2007-154	FIDLER	COOLEY	NARCOTICS	WC	D	05/08/2007	30	0	30
2007-155	FIDLER	COOLEY	CONSPIRACY	WC	D	05/10/2007	30	2	90
2007-156	FIDLER	COOLEY	NARCOTICS	WC	D	05/10/2007	30	1	60
2007-157	FIDLER	COOLEY	NARCOTICS	WC	D	05/11/2007	30	1	60
2007-158	FIDLER	COOLEY	CONSPIRACY	WC	D	05/11/2007	30	0	30
2007-159	FIDLER	COOLEY	NARCOTICS	WC	D	05/11/2007	30	0	30
2007-160	FIDLER	COOLEY	MURDER	WC	D	05/11/2007	30	1	60
2007-161	FIDLER	COOLEY	NARCOTICS	WC	D	05/12/2007	30	0	30
2007-162	FIDLER	COOLEY	NARCOTICS	WC	D	05/14/2007	30	1	60
2007-163	FIDLER	COOLEY	NARCOTICS	WC	D	05/15/2007	30	1	60
2007-164	FIDLER	COOLEY	NARCOTICS	WC	D	05/15/2007	30	0	30
2007-165	FIDLER	COOLEY	NARCOTICS	WC	D	05/16/2007	30	0	30
2007-166	FIDLER	COOLEY	MURDER	WC	D	05/18/2007	30	0	30
2007-167	FIDLER	COOLEY	NARCOTICS	WC	D	05/21/2007	30	0	30
2007-168	FIDLER	COOLEY	NARCOTICS	WC	D	05/24/2007	30	0	30
2007-169	FIDLER	COOLEY	NARCOTICS	WC	D	05/24/2007	30	0	30
2007-170	FIDLER	COOLEY	NARCOTICS	WC	D	05/24/2007	30	1	60
2007-171	FIDLER	COOLEY	NARCOTICS	WC	D	05/28/2007	30	0	30
2007-172	FIDLER	COOLEY	NARCOTICS	WC	D	05/28/2007	30	0	30
2007-173	FIDLER	COOLEY	NARCOTICS	WC	D	05/29/2007	30	0	30
2007-174	FIDLER	COOLEY	NARCOTICS	WC	D	05/29/2007	30	0	30
2007-175	FIDLER	COOLEY	NARCOTICS	WC	D	05/30/2007	30	0	30
2007-176	FIDLER	COOLEY	NARCOTICS	WC	D	05/30/2007	30	0	30
2007-177	FIDLER	COOLEY	NARCOTICS	WC	D	05/31/2007	30	1	60
2007-178	FIDLER	COOLEY	NARCOTICS	WC	D	05/31/2007	30	0	30
2007-179	FIDLER	COOLEY	NARCOTICS	WC	D	06/04/2007	30	1	60

¹ The prosecuting official authorized the filing of the application under provisions of the state's statute. (See Table 1 for this state's statutory citation.)

² Type: WC = Cellular or Mobile Telephone (Wire), WS = Standard Telephone (Wire), WO = Other (Wire), OM = Microphone (Oral), OO = Other (Oral), ED = Digital Pager (Electronic), EE = Computer or E-Mail (Electronic), EF = Fax Machine (Electronic), EO = Other (Electronic).

³ Location: D = Portable Device, H = Personal Residence, B = Business, A = Public Area, O = Other Location, R = Roving (Relaxed Specification Order), N = Not Specified.

* The first four digits of the A.O. number represent the year in which the wiretap was terminated. Wiretaps that were terminated prior to 2007 were not reported previously because they were part of ongoing investigations.

TABLE B-1
STATE CALIFORNIA

CALENDAR YEAR 2007

**REPORT BY PROSECUTORS OF COURT-AUTHORIZED INTERCEPTS OF WIRE, ORAL, OR ELECTRONIC COMMUNICATIONS
PURSUANT TO 18 U.S.C. 2519**

A.O. Number *	Number Of Days in Oper- ation ⁴	Average Inter- cepts per Day	Number of ⁵			Costs		Number of					
			Persons Inter- cepted	Intercepts	Incrim- inating Intercepts	Total Cost in \$	Other Than Manpower in \$	Arrests	Trials	Motions to Suppress Intercepts ⁶			Persons Con- victed
										G	D	P	
LOS ANGELES (CONTINUED)													
2007-148	27	22	46	594	160	20,000	2,000	-	-	-	-	-	-
2007-149	60	20	31	1,204	395	162,000	2,000	-	-	-	-	-	-
2007-150	71	15	27	1,096	576	20,000	2,000	-	-	-	-	-	-
2007-151	60	19	169	1,113	218	RELATED TO NO. 2007-126		-	-	-	-	-	-
2007-152	90	37	NR	3,302	39	RELATED TO NO. 2007-30		-	-	-	-	-	-
2007-153	30	9	5	279	30	20,245	2,000	3	-	-	-	-	-
2007-154	30	29	59	859	207	20,000	2,000	-	-	-	-	-	-
2007-155	90	74	NR	6,630	598	RELATED TO NO. 2007-30		-	-	-	-	-	-
2007-156	60	2	16	128	128	20,000	2,000	-	-	-	-	-	-
2007-157	30	16	52	479	106	20,120	1,875	-	-	-	-	-	-
2007-158	21	14	25	292	21	575,000	5,000	5	-	-	-	-	-
2007-159	30	6	7	182	84	18,600	2,600	-	-	-	-	-	-
2007-160	60	38	40	2,271	317	32,800	4,000	5	-	-	-	-	-
2007-161	30	101	NR	3,036	609	20,000	2,000	-	-	-	-	-	-
2007-162	57	4	NR	238	89	20,000	2,000	2	-	-	-	-	-
2007-163	59	47	54	2,794	1,133	20,000	2,000	-	-	-	-	-	-
2007-164	30	76	90	2,269	515	38,110	1,620	-	-	-	-	-	-
2007-165	18	-	-	-	-	20,000	2,000	-	-	-	-	-	-
2007-166	30	11	10	328	127	1,854	1,854	10	-	-	-	-	-
2007-167	30	10	106	307	26	49,500	2,000	-	-	-	-	-	-
2007-168	8	4	NR	36	18	20,000	2,000	-	-	-	-	-	-
2007-169	30	7	3	196	77	18,600	2,600	-	-	-	-	-	-
2007-170	58	17	34	1,000	965	20,000	2,000	-	-	-	-	-	-
2007-171	30	24	NR	732	382	20,000	2,000	-	-	-	-	-	-
2007-172	30	1	NR	32	NR	13,500	1,500	-	-	-	-	-	-
2007-173	30	55	70	1,650	840	38,889	2,400	6	-	-	-	-	-
2007-174	30	55	70	1,650	840	38,889	2,400	RELATED TO NO. 2007-173					
2007-175	NP	-	-	-	-	-	-	-	-	-	-	-	-
2007-176	30	68	29	2,037	380	32,244	14,000	-	-	-	-	-	-
2007-177	60	28	55	1,700	60	106,200	5,200	-	-	-	-	-	-
2007-178	30	129	148	3,865	963	19,745	1,500	-	-	-	-	-	-
2007-179	36	37	74	1,347	872	20,000	2,000	2	-	-	-	-	-

⁴ NI indicates never installed. I indicates installed but never used. NP indicates no prosecutor's report.

⁵ NR indicates not reported or could not be determined.

⁶ Motions: G = Granted, D = Denied, P = Pending.

* The first four digits of the A.O. number represent the year in which the wiretap was terminated. Wiretaps that were terminated prior to 2007 were not reported previously because they were part of ongoing investigations.

TABLE B-1
STATE CALIFORNIA

CALENDAR YEAR 2007

**REPORT BY JUDGES OF COURT-AUTHORIZED INTERCEPTS OF WIRE, ORAL, OR ELECTRONIC COMMUNICATIONS
PURSUANT TO 18 U.S.C. 2519**

A.O. Number *	Authorizing Official		Offense Specified	Intercept		Date of Application	Authorized Length		
	Judge	Prosecutor ¹		Type ²	Location ³		Original Order (Days)	Number of Extensions	Total Length (Days)
LOSANGELES (CONTINUED)									
2007-180	FIDLER	COOLEY	NARCOTICS	WC	D	06/05/2007	30	0	30
2007-181	FIDLER	COOLEY	MURDER	WC	D	06/06/2007	30	2	90
2007-182	FIDLER	COOLEY	NARCOTICS	WC	D	06/06/2007	30	1	60
2007-183	FIDLER	COOLEY	NARCOTICS	WC	D	06/07/2007	30	0	30
2007-184	FIDLER	COOLEY	NARCOTICS	WC	D	06/07/2007	30	1	60
2007-185	FIDLER	COOLEY	NARCOTICS	WC	D	06/07/2007	30	0	30
2007-186	FIDLER	COOLEY	NARCOTICS	WC	D	06/12/2007	30	0	30
2007-187	FIDLER	COOLEY	NARCOTICS	WC	D	06/14/2007	30	0	30
2007-188	FIDLER	COOLEY	TRANSPORT	WC	D	06/14/2007	30	0	30
2007-189	FIDLER	COOLEY	CONSPIRACY	WC	D	06/14/2007	30	1	60
2007-190	FIDLER	COOLEY	NARCOTICS	WC	D	06/18/2007	30	0	30
2007-191	FIDLER	COOLEY	NARCOTICS	WC	D	06/19/2007	30	2	90
2007-192	FIDLER	COOLEY	NARCOTICS	WC	D	06/20/2007	30	0	30
2007-193	FIDLER	COOLEY	NARCOTICS	WC	D	06/20/2007	30	0	30
2007-194	FIDLER	COOLEY	NARCOTICS	WC	D	06/20/2007	30	0	30
2007-195	FIDLER	COOLEY	NARCOTICS	WC	D	06/20/2007	30	0	30
2007-196	FIDLER	COOLEY	NARCOTICS	WC	D	06/20/2007	30	0	30
2007-197	FIDLER	COOLEY	NARCOTICS	WC	D	06/22/2007	30	0	30
2007-198	FIDLER	COOLEY	NARCOTICS	WC	D	06/22/2007	30	2	90
2007-199	FIDLER	COOLEY	NARCOTICS	WC	D	06/25/2007	30	0	30
2007-200	FIDLER	COOLEY	NARCOTICS	WC	D	06/26/2007	30	0	30
2007-201	FIDLER	COOLEY	NARCOTICS	WC	D	06/28/2007	30	0	30
2007-202	FIDLER	COOLEY	NARCOTICS	WC	D	06/29/2007	30	0	30
2007-203	FIDLER	COOLEY	NARCOTICS	WC	D	06/29/2007	30	0	30
2007-204	FIDLER	COOLEY	MURDER	WC	D	06/30/2007	30	0	30
2007-205	FIDLER	COOLEY	NARCOTICS	WC	D	07/03/2007	30	1	60
2007-206	FIDLER	COOLEY	NARCOTICS	WC	D	07/09/2007	30	0	30
2007-207	FIDLER	COOLEY	NARCOTICS	WC	D	07/09/2007	30	0	30
2007-208	FIDLER	COOLEY	NARCOTICS	WC	D	07/12/2007	30	0	30
2007-209	FIDLER	COOLEY	NARCOTICS	WC	D	07/13/2007	30	0	30
2007-210	FIDLER	COOLEY	NARCOTICS	WC	D	07/18/2007	30	0	30
2007-211	FIDLER	COOLEY	NARCOTICS	WC	D	07/18/2007	30	1	60

¹ The prosecuting official authorized the filing of the application under provisions of the state's statute. (See Table 1 for this state's statutory citation.)

² Type: WC = Cellular or Mobile Telephone (Wire), WS = Standard Telephone (Wire), WO = Other (Wire), OM = Microphone (Oral), OO = Other (Oral), ED = Digital Pager (Electronic), EE = Computer or E-Mail (Electronic), EF = Fax Machine (Electronic), EO = Other (Electronic).

³ Location: D = Portable Device, H = Personal Residence, B = Business, A = Public Area, O = Other Location, R = Roving (Relaxed Specification Order), N = Not Specified.

* The first four digits of the A.O. number represent the year in which the wiretap was terminated. Wiretaps that were terminated prior to 2007 were not reported previously because they were part of ongoing investigations.

TABLE B-1
STATE CALIFORNIA

CALENDAR YEAR 2007

**REPORT BY PROSECUTORS OF COURT-AUTHORIZED INTERCEPTS OF WIRE, ORAL, OR ELECTRONIC COMMUNICATIONS
PURSUANT TO 18 U.S.C. 2519**

A.O. Number *	Number Of Days in Oper- ation ⁴	Average Inter- cepts per Day	Number of ⁵			Costs		Number of					
			Persons Inter- cepted	Intercepts	Incrim- inating Intercepts	Total Cost in \$	Other Than Manpower in \$	Arrests	Trials	Motions to Suppress Intercepts ⁶			Persons Con- victed
										G	D	P	
LOS ANGELES (CONTINUED)													
2007-180	30	-	NR	3	NR	8,561	4,000	-	-	-	-	-	-
2007-181	90	90	7	8,082	814	269,000	14,000	2	-	-	-	-	-
2007-182	44	19	NR	847	86	29,209	2,450	-	-	-	-	-	-
2007-183	21	-	NR	2	NR	20,000	2,000	-	-	-	-	-	-
2007-184	33	19	52	638	285	20,000	2,000	-	-	-	-	-	-
2007-185	30	2	NR	64	7	21,000	3,000	-	-	-	-	-	-
2007-186	30	26	452	773	44	23,700	4,500	-	-	-	-	-	-
2007-187	30	56	110	1,687	353	19,470	1,225	1	-	-	-	-	-
2007-188	22	3	10	74	15	18,600	5,200	-	-	-	-	-	-
2007-189	60	85	NR	5,127	148	RELATED TO NO. 2007-158		RELATED TO NO. 2007-158					
2007-190	30	7	43	211	89	13,500	1,500	-	-	-	-	-	-
2007-191	90	102	75	9,156	844	56,400	6,000	-	-	-	-	-	-
2007-192	30	159	40	4,781	200	3,900	2,100	-	-	-	-	-	-
2007-193	30	3	7	92	38	20,000	2,000	-	-	-	-	-	-
2007-194	1	56	12	56	5	4,500	1,500	-	-	-	-	-	-
2007-195	30	29	109	876	315	20,000	2,000	-	-	-	-	-	-
2007-196	30	78	623	2,327	413	38,110	1,620	-	-	-	-	-	-
2007-197	30	21	4	626	247	20,000	16,000	-	-	-	-	-	-
2007-198	87	5	NR	417	83	60,000	6,000	-	-	-	-	-	-
2007-199	30	94	80	2,816	414	13,100	600	1	-	-	-	-	-
2007-200	30	49	47	1,467	235	RELATED TO NO. 2007-173		RELATED TO NO. 2007-173					
2007-201	30	39	97	1,164	108	20,000	2,000	-	-	-	-	-	-
2007-202	30	30	9	909	250	202,000	2,000	-	-	-	-	-	-
2007-203	20	-	-	-	-	20,000	2,000	-	-	-	-	-	-
2007-204	30	31	11	921	44	14,900	500	5	-	-	-	-	-
2007-205	30	49	25	1,473	319	37,910	19,665	-	-	-	-	-	-
2007-206	29	125	96	3,629	519	20,245	2,000	-	-	-	-	-	-
2007-207	30	89	105	2,660	788	21,658	3,415	1	-	-	-	-	-
2007-208	30	4	7	105	52	20,000	2,000	-	-	-	-	-	-
2007-209	30	18	56	547	44	20,000	2,000	-	-	-	-	-	-
2007-210	30	10	10	310	10	19,800	3,000	-	-	-	-	-	-
2007-211	60	15	20	914	624	20,000	2,000	-	-	-	-	-	-

⁴ NI indicates never installed. I indicates installed but never used. NP indicates no prosecutor's report.

⁵ NR indicates not reported or could not be determined.

⁶ Motions: G = Granted, D = Denied, P = Pending.

* The first four digits of the A.O. number represent the year in which the wiretap was terminated. Wiretaps that were terminated prior to 2007 were not reported previously because they were part of ongoing investigations.

TABLE B-1
STATE CALIFORNIA

CALENDAR YEAR 2007

**REPORT BY JUDGES OF COURT-AUTHORIZED INTERCEPTS OF WIRE, ORAL, OR ELECTRONIC COMMUNICATIONS
PURSUANT TO 18 U.S.C. 2519**

A.O. Number *	Authorizing Official		Offense Specified	Intercept		Date of Application	Authorized Length		
	Judge	Prosecutor ¹		Type ²	Location ³		Original Order (Days)	Number of Extensions	Total Length (Days)
LOS ANGELES (CONTINUED)									
2007-212	FIDLER	COOLEY	NARCOTICS	WC	D	07/19/2007	30	0	30
2007-213	FIDLER	COOLEY	NARCOTICS	WC	D	07/19/2007	30	0	30
2007-214	FIDLER	COOLEY	NARCOTICS	WC	D	07/20/2007	30	0	30
2007-215	FIDLER	COOLEY	MURDER	WC	D	07/20/2007	30	0	30
2007-216	FIDLER	COOLEY	MURDER	WC	D	07/22/2007	30	0	30
2007-217	FIDLER	COOLEY	NARCOTICS	WC	D	07/23/2007	30	0	30
2007-218	FIDLER	COOLEY	NARCOTICS	WC	D	07/24/2007	30	0	30
2007-219	FIDLER	COOLEY	NARCOTICS	WC	D	07/24/2007	30	0	30
2007-220	FIDLER	COOLEY	NARCOTICS	WC	D	07/25/2007	30	0	30
2007-221	FIDLER	COOLEY	NARCOTICS	WC	D	07/27/2007	30	0	30
2007-222	FIDLER	COOLEY	NARCOTICS	WC	D	07/31/2007	30	0	30
2007-223	FIDLER	COOLEY	NARCOTICS	WC	D	08/02/2007	30	1	60
2007-224	FIDLER	COOLEY	NARCOTICS	WC	D	08/03/2007	30	0	30
2007-225	FIDLER	COOLEY	NARCOTICS	WC	D	08/03/2007	30	0	30
2007-226	FIDLER	COOLEY	NARCOTICS	WC	D	08/07/2007	30	0	30
2007-227	FIDLER	COOLEY	MURDER	WC	D	08/07/2007	30	0	30
2007-228	FIDLER	COOLEY	NARCOTICS	WC	D	08/07/2007	30	0	30
2007-229	FIDLER	COOLEY	NARCOTICS	WC	D	08/08/2007	30	0	30
2007-230	FIDLER	COOLEY	NARCOTICS	WC	D	08/10/2007	30	0	30
2007-231	FIDLER	COOLEY	MURDER	WC	D	08/14/2007	30	0	30
2007-232	FIDLER	COOLEY	NARCOTICS	WC	D	08/16/2007	30	0	30
2007-233	FIDLER	COOLEY	NARCOTICS	WC	D	08/16/2007	30	0	30
2007-234	FIDLER	COOLEY	NARCOTICS	WC	D	08/17/2007	30	0	30
2007-235	FIDLER	COOLEY	NARCOTICS	WC	D	08/20/2007	30	1	60
2007-236	FIDLER	COOLEY	NARCOTICS	WC	D	08/20/2007	30	0	30
2007-237	FIDLER	COOLEY	NARCOTICS	WC	D	08/20/2007	30	0	30
2007-238	FIDLER	COOLEY	NARCOTICS	WC	D	08/22/2007	30	0	30
2007-239	FIDLER	COOLEY	MURDER	WC	D	08/23/2007	30	1	60
2007-240	FIDLER	COOLEY	NARCOTICS	WC	D	08/23/2007	30	0	30
2007-241	FIDLER	COOLEY	NARCOTICS	WC	D	08/23/2007	30	1	60
2007-242	FIDLER	COOLEY	NARCOTICS	WC	D	08/24/2007	30	0	30
2007-243	FIDLER	COOLEY	NARCOTICS	WC	D	08/26/2007	30	0	30

¹ The prosecuting official authorized the filing of the application under provisions of the state's statute. (See Table 1 for this state's statutory citation.)

² Type: WC = Cellular or Mobile Telephone (Wire), WS = Standard Telephone (Wire), WO = Other (Wire), OM = Microphone (Oral), OO = Other (Oral), ED = Digital Pager (Electronic), EE = Computer or E-Mail (Electronic), EF = Fax Machine (Electronic), EO = Other (Electronic).

³ Location: D = Portable Device, H = Personal Residence, B = Business, A = Public Area, O = Other Location, R = Roving (Relaxed Specification Order), N = Not Specified.

* The first four digits of the A.O. number represent the year in which the wiretap was terminated. Wiretaps that were terminated prior to 2007 were not reported previously because they were part of ongoing investigations.

TABLE B-1
STATE CALIFORNIA

CALENDAR YEAR 2007

**REPORT BY PROSECUTORS OF COURT-AUTHORIZED INTERCEPTS OF WIRE, ORAL, OR ELECTRONIC COMMUNICATIONS
PURSUANT TO 18 U.S.C. 2519**

A.O. Number *	Number Of Days in Oper- ation ⁴	Average Inter- cepts per Day	Number of ⁵			Costs		Number of					
			Persons Inter- cepted	Intercepts	Incrim- inating Intercepts	Total Cost in \$	Other Than Manpower in \$	Arrests	Trials	Motions to Suppress Intercepts ⁶			Persons Con- victed
										G	D	P	
LOS ANGELES (CONTINUED)													
2007-212	14	154	89	2,155	81	10,000	1,500	-	-	-	-	-	-
2007-213	30	109	NR	3,257	493	20,000	2,000	-	-	-	-	-	-
2007-214	30	7	35	202	66	20,000	2,000	-	-	-	-	-	-
2007-215	12	53	1	634	39	16,000	16,000	2	-	-	-	-	-
2007-216	30	113	4	3,380	514	RELATED TO NO. 2007-181		RELATED TO NO. 2007-181					
2007-217	15	-	-	-	-	20,000	2,000	-	-	-	-	-	-
2007-218	2	-	-	-	-	2,600	-	-	-	-	-	-	-
2007-219	30	47	28	1,421	230	19,470	1,225	1	-	-	-	-	-
2007-220	NP	-	-	-	-	-	-	-	-	-	-	-	-
2007-221	12	-	-	-	-	9,878	2,580	-	-	-	-	-	-
2007-222	30	256	174	7,694	503	20,000	2,000	-	-	-	-	-	-
2007-223	60	50	64	2,987	413	RELATED TO NO. 2007-173		RELATED TO NO. 2007-173					
2007-224	30	-	4	9	2	20,500	2,500	-	-	-	-	-	-
2007-225	29	32	23	925	171	20,845	2,600	-	-	-	-	-	-
2007-226	NP	-	-	-	-	-	-	-	-	-	-	-	-
2007-227	NP	-	-	-	-	-	-	-	-	-	-	-	-
2007-228	NP	-	-	-	-	-	-	-	-	-	-	-	-
2007-229	30	7	17	203	87	20,000	2,000	-	-	-	-	-	-
2007-230	26	5	20	118	28	20,000	2,000	-	-	-	-	-	-
2007-231	30	68	NR	2,055	139	RELATED TO NO. 2007-158		RELATED TO NO. 2007-158					
2007-232	29	7	NR	189	18	20,000	2,000	-	-	-	-	-	-
2007-233	28	84	157	2,339	48	22,720	1,420	-	-	-	-	-	-
2007-234	21	114	86	2,384	162	39,490	3,000	4	-	-	-	-	-
2007-235	60	40	56	2,418	629	41,203	3,240	-	-	-	-	-	-
2007-236	30	42	30	1,272	558	33,700	1,700	-	-	-	-	-	-
2007-237	15	2	1	28	6	20,000	4,000	-	-	-	-	-	-
2007-238	30	16	5	467	228	21,200	5,200	-	-	-	-	-	-
2007-239	60	76	NR	4,557	479	RELATED TO NO. 2007-181		RELATED TO NO. 2007-181					
2007-240	13	8	13	107	21	20,000	2,000	-	-	-	-	-	-
2007-241	60	15	12	876	250	20,000	2,000	-	-	-	-	-	-
2007-242	21	20	NR	413	105	20,000	2,000	-	-	-	-	-	-
2007-243	30	43	34	1,298	204	8,101	2,400	-	-	-	-	-	-

⁴ NI indicates never installed. I indicates installed but never used. NP indicates no prosecutor's report.

⁵ NR indicates not reported or could not be determined.

⁶ Motions: G = Granted, D = Denied, P = Pending.

* The first four digits of the A.O. number represent the year in which the wiretap was terminated. Wiretaps that were terminated prior to 2007 were not reported previously because they were part of ongoing investigations.

TABLE B-1
STATE CALIFORNIA

CALENDAR YEAR 2007

**REPORT BY JUDGES OF COURT-AUTHORIZED INTERCEPTS OF WIRE, ORAL, OR ELECTRONIC COMMUNICATIONS
PURSUANT TO 18 U.S.C. 2519**

A.O. Number *	Authorizing Official		Offense Specified	Intercept		Date of Application	Authorized Length		
	Judge	Prosecutor ¹		Type ²	Location ³		Original Order (Days)	Number of Extensions	Total Length (Days)
LOS ANGELES (CONTINUED)									
2007-244	FIDLER	COOLEY	NARCOTICS	WC	D	08/27/2007	30	0	30
2007-245	FIDLER	COOLEY	CONSPIRACY	WC	D	08/27/2007	30	0	30
2007-246	FIDLER	COOLEY	NARCOTICS	WC	D	08/27/2007	30	0	30
2007-247	FIDLER	COOLEY	NARCOTICS	WC	D	08/27/2007	30	1	60
2007-248	FIDLER	COOLEY	NARCOTICS	WC	D	08/27/2007	30	0	30
2007-249	FIDLER	COOLEY	NARCOTICS	WC	D	08/28/2007	30	0	30
2007-250	FIDLER	COOLEY	NARCOTICS	WC	D	08/30/2007	30	0	30
2007-251	FIDLER	COOLEY	NARCOTICS	WC	D	09/10/2007	30	0	30
2007-252	FIDLER	COOLEY	NARCOTICS	WC	D	09/12/2007	30	0	30
2007-253	FIDLER	COOLEY	NARCOTICS	WC	D	09/12/2007	30	1	60
2007-254	FIDLER	COOLEY	NARCOTICS	WC	D	09/13/2007	30	0	30
2007-255	FIDLER	COOLEY	NARCOTICS	WC	D	09/13/2007	30	0	30
2007-256	FIDLER	COOLEY	NARCOTICS	WC	D	09/18/2007	30	0	30
2007-257	FIDLER	COOLEY	NARCOTICS	WC	D	09/18/2007	30	0	30
2007-258	FIDLER	COOLEY	NARCOTICS	WC	D	09/19/2007	30	0	30
2007-259	FIDLER	COOLEY	NARCOTICS	WC	D	09/21/2007	30	0	30
2007-260	FIDLER	COOLEY	NARCOTICS	WC	D	09/25/2007	30	0	30
2007-261	FIDLER	COOLEY	MURDER	WC	D	09/25/2007	30	0	30
2007-262	FIDLER	COOLEY	NARCOTICS	WC	D	09/25/2007	30	0	30
2007-263	FIDLER	COOLEY	NARCOTICS	WC	D	09/26/2007	30	0	30
2007-264	FIDLER	COOLEY	NARCOTICS	WC	D	09/27/2007	30	0	30
2007-265	FIDLER	COOLEY	NARCOTICS	WC	D	09/27/2007	30	0	30
2007-266	FIDLER	COOLEY	NARCOTICS	WC	D	09/28/2007	30	0	30
2007-267	FIDLER	COOLEY	NARCOTICS	WC	D	09/28/2007	30	0	30
2007-268	FIDLER	COOLEY	NARCOTICS	WC	D	10/12/2007	30	0	30
2007-269	FIDLER	COOLEY	NARCOTICS	WC	D	10/15/2007	30	0	30
2007-270	FIDLER	COOLEY	NARCOTICS	WC	D	10/15/2007	30	0	30
2007-271	FIDLER	COOLEY	NARCOTICS	WC	D	10/18/2007	30	0	30
2007-272	FIDLER	COOLEY	MURDER	WC	D	10/19/2007	30	1	60
2007-273	FIDLER	COOLEY	NARCOTICS	WC	D	10/21/2007	30	0	30
2007-274	FIDLER	COOLEY	NARCOTICS	WC	D	10/22/2007	30	0	30
2007-275	FIDLER	COOLEY	NARCOTICS	WC	D	10/23/2007	30	0	30

¹ The prosecuting official authorized the filing of the application under provisions of the state's statute. (See Table 1 for this state's statutory citation.)

² Type: WC = Cellular or Mobile Telephone (Wire), WS = Standard Telephone (Wire), WO = Other (Wire), OM = Microphone (Oral), OO = Other (Oral), ED = Digital Pager (Electronic), EE = Computer or E-Mail (Electronic), EF = Fax Machine (Electronic), EO = Other (Electronic).

³ Location: D = Portable Device, H = Personal Residence, B = Business, A = Public Area, O = Other Location, R = Roving (Relaxed Specification Order), N = Not Specified.

* The first four digits of the A.O. number represent the year in which the wiretap was terminated. Wiretaps that were terminated prior to 2007 were not reported previously because they were part of ongoing investigations.

TABLE B-1
STATE CALIFORNIA

CALENDAR YEAR 2007

**REPORT BY PROSECUTORS OF COURT-AUTHORIZED INTERCEPTS OF WIRE, ORAL, OR ELECTRONIC COMMUNICATIONS
PURSUANT TO 18 U.S.C. 2519**

A.O. Number *	Number Of Days in Oper- ation ⁴	Average Inter- cepts per Day	Number of ⁵			Costs		Number of					
			Persons Inter- cepted	Intercepts	Incrim- inating Intercepts	Total Cost in \$	Other Than Manpower in \$	Arrests	Trials	Motions to Suppress Intercepts ⁶			Persons Con- victed
										G	D	P	
LOS ANGELES (CONTINUED)													
2007-244	30	26	23	768	312	6,961	2,400	-	-	-	-	-	-
2007-245	30	83	NR	2,481	74	RELATED TO NO. 2007-158		RELATED TO NO. 2007-158					
2007-246	30	6	12	192	63	19,800	3,000	-	-	-	-	-	-
2007-247	36	9	7	326	127	20,000	2,000	-	-	-	-	-	-
2007-248	30	6	10	188	47	20,242	2,000	-	-	-	-	-	-
2007-249	30	132	127	3,958	96	19,745	1,500	-	-	-	-	-	-
2007-250	30	204	182	6,115	1,437	39,000	3,000	-	-	-	-	-	-
2007-251	22	-	-	-	-	20,000	2,000	-	-	-	-	-	-
2007-252	16	-	-	-	-	20,000	2,000	-	-	-	-	-	-
2007-253	57	4	NR	252	129	20,000	2,000	-	-	-	-	-	-
2007-254	30	83	45	2,496	156	16,522	2,400	-	-	-	-	-	-
2007-255	30	10	8	308	96	20,242	2,000	-	-	-	-	-	-
2007-256	22	28	95	608	20	20,000	2,000	-	-	-	-	-	-
2007-257	30	9	11	281	163	20,000	2,000	-	-	-	-	-	-
2007-258	30	28	445	855	71	11,850	2,250	-	-	-	-	-	-
2007-259	11	-	NR	1	NR	20,000	2,000	-	-	-	-	-	-
2007-260	30	38	34	1,144	147	22,532	1,400	1	-	-	-	-	-
2007-261	10	186	65	1,861	365	1,680	1,680	11	-	-	-	-	-
2007-262	5	142	62	712	188	2,500	1,500	-	-	-	-	-	-
2007-263	11	12	13	133	10	20,000	2,000	-	-	-	-	-	-
2007-264	30	168	NR	5,055	269	20,000	2,000	-	-	-	-	-	-
2007-265	15	-	1	2	-	17,000	2,000	-	-	-	-	-	-
2007-266	30	28	27	833	241	33,700	1,700	-	-	-	-	-	-
2007-267	30	6	80	170	19	24,548	5,200	-	-	-	-	-	-
2007-268	30	6	13	192	16	20,000	2,000	-	-	-	-	-	-
2007-269	30	1	7	36	2	20,000	2,000	-	-	-	-	-	-
2007-270	30	8	5	237	72	20,242	2,000	-	-	-	-	-	-
2007-271	30	13	29	399	176	20,000	2,000	-	-	-	-	-	-
2007-272	60	149	8	8,944	1,245	RELATED TO NO. 2007-181		12	-	-	-	-	-
2007-273	18	12	35	210	60	20,100	1,500	2	-	-	-	-	-
2007-274	30	24	24	710	263	20,000	2,000	-	-	-	-	-	-
2007-275	27	2	3	46	-	13,500	1,500	-	-	-	-	-	-

⁴ NI indicates never installed. I indicates installed but never used. NP indicates no prosecutor's report.

⁵ NR indicates not reported or could not be determined.

⁶ Motions: G = Granted, D = Denied, P = Pending.

* The first four digits of the A.O. number represent the year in which the wiretap was terminated. Wiretaps that were terminated prior to 2007 were not reported previously because they were part of ongoing investigations.

TABLE B-1
STATE CALIFORNIA

CALENDAR YEAR 2007

**REPORT BY JUDGES OF COURT-AUTHORIZED INTERCEPTS OF WIRE, ORAL, OR ELECTRONIC COMMUNICATIONS
PURSUANT TO 18 U.S.C. 2519**

A.O. Number *	Authorizing Official		Offense Specified	Intercept		Date of Application	Authorized Length		
	Judge	Prosecutor ¹		Type ²	Location ³		Original Order (Days)	Number of Extensions	Total Length (Days)
LOS ANGELES (CONTINUED)									
2007-276	FIDLER	COOLEY	NARCOTICS	WC	D	10/24/2007	30	0	30
2007-277	FIDLER	COOLEY	NARCOTICS	WC	D	10/25/2007	30	0	30
2007-278	FIDLER	COOLEY	NARCOTICS	WC	D	10/26/2007	30	0	30
2007-279	FIDLER	COOLEY	NARCOTICS	WC	D	10/29/2007	30	0	30
2007-280	FIDLER	COOLEY	NARCOTICS	WC	D	10/31/2007	30	0	30
2007-281	FIDLER	COOLEY	NARCOTICS	WC	D	10/31/2007	30	0	30
2007-282	FIDLER	COOLEY	NARCOTICS	WC	D	11/01/2007	30	0	30
2007-283	FIDLER	COOLEY	NARCOTICS	WC	D	11/06/2007	30	0	30
2007-284	FIDLER	COOLEY	NARCOTICS	WC	D	11/06/2007	30	0	30
2007-285	FIDLER	COOLEY	NARCOTICS	WC	D	11/07/2007	30	0	30
2007-286	FIDLER	COOLEY	NARCOTICS	WC	D	11/14/2007	30	0	30
2007-287	FIDLER	COOLEY	NARCOTICS	WC	D	11/15/2007	30	0	30
2007-288	FIDLER	COOLEY	NARCOTICS	WC	D	11/15/2007	30	0	30
2007-289	FIDLER	COOLEY	NARCOTICS	WC	D	11/19/2007	30	0	30
2007-290	FIDLER	COOLEY	NARCOTICS	WC	D	11/26/2007	30	0	30
2007-291	FIDLER	COOLEY	NARCOTICS	WC	D	11/30/2007	30	0	30
2006-234	FIDLER	COOLEY	NARCOTICS	WC	D	01/26/2006	30	0	30
2006-235	FIDLER	COOLEY	NARCOTICS	WC	D	01/26/2006	30	0	30
2006-236	FIDLER	COOLEY	NARCOTICS	WC	D	02/10/2006	30	0	30
2006-237	FIDLER	COOLEY	NARCOTICS	WC	D	02/11/2006	30	0	30
2006-238	FIDLER	COOLEY	NARCOTICS	WC	D	02/15/2006	30	0	30
2006-239	FIDLER	COOLEY	NARCOTICS	WC	D	02/28/2006	30	0	30
2006-240	FIDLER	COOLEY	NARCOTICS	WC	D	04/03/2006	30	0	30
2006-241	FIDLER	COOLEY	NARCOTICS	WC	D	04/20/2006	30	0	30
2006-242	FIDLER	COOLEY	NARCOTICS	WC	D	04/26/2006	30	0	30
2006-243	FIDLER	COOLEY	NARCOTICS	WC	D	05/16/2006	30	0	30
2006-244	FIDLER	COOLEY	NARCOTICS	WC	D	06/01/2006	30	0	30
2006-245	FIDLER	COOLEY	NARCOTICS	WC	D	06/07/2006	30	0	30
2006-246	FIDLER	COOLEY	NARCOTICS	WC	D	06/07/2006	30	0	30
2006-247	FIDLER	COOLEY	NARCOTICS	WC	D	06/13/2006	30	0	30
2006-248	FIDLER	COOLEY	NARCOTICS	WC	D	06/14/2006	30	0	30
2006-249	FIDLER	COOLEY	NARCOTICS	WC	D	06/20/2006	30	0	30

¹ The prosecuting official authorized the filing of the application under provisions of the state's statute. (See Table 1 for this state's statutory citation.)

² Type: WC = Cellular or Mobile Telephone (Wire), WS = Standard Telephone (Wire), WO = Other (Wire), OM = Microphone (Oral), OO = Other (Oral), ED = Digital Pager (Electronic), EE = Computer or E-Mail (Electronic), EF = Fax Machine (Electronic), EO = Other (Electronic).

³ Location: D = Portable Device, H = Personal Residence, B = Business, A = Public Area, O = Other Location, R = Roving (Relaxed Specification Order), N = Not Specified.

* The first four digits of the A.O. number represent the year in which the wiretap was terminated. Wiretaps that were terminated prior to 2007 were not reported previously because they were part of ongoing investigations.

TABLE B-1
STATE CALIFORNIA

CALENDAR YEAR 2007

**REPORT BY PROSECUTORS OF COURT-AUTHORIZED INTERCEPTS OF WIRE, ORAL, OR ELECTRONIC COMMUNICATIONS
PURSUANT TO 18 U.S.C. 2519**

A.O. Number *	Number Of Days in Oper- ation ⁴	Average Inter- cepts per Day	Number of ⁵			Costs		Number of					
			Persons Inter- cepted	Intercepts	Incrim- inating Intercepts	Total Cost in \$	Other Than Manpower in \$	Arrests	Trials	Motions to Suppress Intercepts ⁶			Persons Con- victed
										G	D	P	
LOSANGELES (CONTINUED)													
2007-276	30	39	47	1,181	97	20,232	1,400	-	-	-	-	-	-
2007-277	21	7	8	145	77	20,000	2,000	-	-	-	-	-	-
2007-278	30	86	140	2,578	289	77,057	2,800	-	-	-	-	-	-
2007-279	17	11	15	190	120	5,122	1,000	1	-	-	-	-	-
2007-280	30	106	40	3,185	930	23,100	4,400	-	-	-	-	-	-
2007-281	19	73	68	1,381	207	13,500	1,500	-	-	-	-	-	-
2007-282	14	8	24	107	45	13,500	1,500	-	-	-	-	-	-
2007-283	8	-	-	-	-	4,000	2,000	-	-	-	-	-	-
2007-284	30	58	26	1,732	6	11,188	2,000	-	-	-	-	-	-
2007-285	30	17	25	524	255	24,844	6,600	-	-	-	-	-	-
2007-286	28	21	47	584	86	30,797	2,600	-	-	-	-	-	-
2007-287	30	44	60	1,306	430	20,640	2,000	-	-	-	-	-	-
2007-288	30	17	44	524	187	20,000	2,000	-	-	-	-	-	-
2007-289	30	6	10	172	87	16,162	4,000	-	-	-	-	-	-
2007-290	30	71	88	2,137	633	20,650	2,000	-	-	-	-	-	-
2007-291	30	22	20	649	405	40,489	4,000	-	-	-	-	-	-
2006-234	6	14	NR	83	50	7,000	2,000	5	-	-	-	-	-
2006-235	30	62	16	1,853	83	40,317	4,700	-	-	-	-	-	-
2006-236	NP	-	-	-	-	-	-	-	-	-	-	-	-
2006-237	21	6	NR	132	20	-	-	-	-	-	-	-	-
2006-238	6	4	NR	21	8	6,000	3,000	4	-	-	1	-	-
2006-239	30	12	NR	346	72	22,000	4,000	-	-	-	-	-	-
2006-240	30	31	80	943	320	60,135	9,000	-	-	-	-	-	-
2006-241	28	5	NR	141	58	20,000	2,000	3	-	-	-	-	3
2006-242	22	10	NR	213	102	14,000	2,000	-	-	-	-	-	-
2006-243	3	11	NR	32	15	6,000	3,000	RELATED TO NO. 2006-241					
2006-244	30	28	NR	829	395	22,000	4,000	2	-	-	-	-	-
2006-245	13	-	NR	2	NR	11,000	2,000	-	-	-	-	-	-
2006-246	13	-	1	3	-	11,000	2,000	-	-	-	-	-	-
2006-247	14	-	1	1	1	2,200	2,000	-	-	-	-	-	-
2006-248	30	15	29	451	197	11,100	1,500	-	-	-	-	-	-
2006-249	30	5	24	141	17	46,200	700	-	-	-	-	-	-

⁴ NI indicates never installed. I indicates installed but never used. NP indicates no prosecutor's report.

⁵ NR indicates not reported or could not be determined.

⁶ Motions: G = Granted, D = Denied, P = Pending.

* The first four digits of the A.O. number represent the year in which the wiretap was terminated. Wiretaps that were terminated prior to 2007 were not reported previously because they were part of ongoing investigations.

TABLE B-1
STATE CALIFORNIA

CALENDAR YEAR 2007

**REPORT BY JUDGES OF COURT-AUTHORIZED INTERCEPTS OF WIRE, ORAL, OR ELECTRONIC COMMUNICATIONS
PURSUANT TO 18 U.S.C. 2519**

A.O. Number *	Authorizing Official		Offense Specified	Intercept		Date of Application	Authorized Length		
	Judge	Prosecutor ¹		Type ²	Location ³		Original Order (Days)	Number of Extensions	Total Length (Days)
LOS ANGELES (CONTINUED)									
2006-250	FIDLER	COOLEY	NARCOTICS	WC	D	06/26/2006	30	0	30
2006-251	FIDLER	COOLEY	NARCOTICS	WC	D	06/26/2006	30	0	30
2006-252	FIDLER	COOLEY	NARCOTICS	WC	D	07/05/2006	30	1	50
2006-253	FIDLER	COOLEY	MURDER	WC	D	07/06/2006	30	0	30
2006-254	FIDLER	COOLEY	NARCOTICS	WC	D	07/20/2006	30	1	60
2006-255	FIDLER	COOLEY	NARCOTICS	WC	D	08/11/2006	30	0	30
2006-256	FIDLER	COOLEY	NARCOTICS	WC	D	08/28/2006	30	0	30
2006-257	FIDLER	COOLEY	NARCOTICS	WC	D	09/05/2006	30	0	30
2006-258	FIDLER	COOLEY	NARCOTICS	WC	D	09/06/2006	30	0	30
2006-259	FIDLER	COOLEY	NARCOTICS	WC	D	09/29/2006	30	0	30
2006-260	FIDLER	COOLEY	NARCOTICS	WC	D	10/16/2006	30	0	30
2006-261	FIDLER	COOLEY	NARCOTICS	WC	D	11/08/2006	30	0	30
2006-262	FIDLER	COOLEY	NARCOTICS	WC	D	11/13/2006	30	0	30
2006-263	FIDLER	COOLEY	NARCOTICS	WC	D	11/30/2006	30	0	30
2006-264	FIDLER	COOLEY	MURDER	WC	D	12/23/2006	30	0	30
ORANGE									
2007-1	STOTLER	MASANGKAY	NARCOTICS	WC	D	12/15/2006	30	0	30
SACRAMENTO									
2007-1	WHITE	O'MARA	MURDER	WC	D	01/19/2007	30	1	60
2007-2	WHITE	O'MARA	NARCOTICS	WC	D	04/23/2007	30	1	60
2007-3	WHITE	O'MARA	NARCOTICS	WC	D	05/11/2007	30	0	30
2007-4	WHITE	O'MARA	NARCOTICS	WC,WO	D	07/12/2007	30	0	30
2007-5	WHITE	O'MARA	NARCOTICS	WC	D	07/18/2007	30	0	30
2007-6	WHITE	O'MARA	NARCOTICS	WC	D	07/31/2007	30	0	30
2007-7	WHITE	O'MARA	NARCOTICS	WC	D	08/01/2007	30	0	30
2007-8	WHITE	O'MARA	NARCOTICS	WC	D	08/16/2007	30	0	30
2006-1	WHITE	O'MARA	NARCOTICS	WC	D	05/16/2006	30	0	30
2006-2	WHITE	O'MARA	NARCOTICS	WC	D	05/26/2006	30	0	30
2006-3	WHITE	O'MARA	NARCOTICS	WC	D	11/20/2006	30	0	30
2006-4	WHITE	O'MARA	NARCOTICS	WC	D	12/04/2006	30	0	30

¹ The prosecuting official authorized the filing of the application under provisions of the state's statute. (See Table 1 for this state's statutory citation.)

² Type: WC = Cellular or Mobile Telephone (Wire), WS = Standard Telephone (Wire), WO = Other (Wire), OM = Microphone (Oral), OO = Other (Oral), ED = Digital Pager (Electronic), EE = Computer or E-Mail (Electronic), EF = Fax Machine (Electronic), EO = Other (Electronic).

³ Location: D = Portable Device, H = Personal Residence, B = Business, A = Public Area, O = Other Location, R = Roving (Relaxed Specification Order), N = Not Specified.

* The first four digits of the A.O. number represent the year in which the wiretap was terminated. Wiretaps that were terminated prior to 2007 were not reported previously because they were part of ongoing investigations.

TABLE B-1
STATE CALIFORNIA

CALENDAR YEAR 2007

**REPORT BY PROSECUTORS OF COURT-AUTHORIZED INTERCEPTS OF WIRE, ORAL, OR ELECTRONIC COMMUNICATIONS
PURSUANT TO 18 U.S.C. 2519**

A.O. Number *	Number Of Days in Oper- ation ⁴	Average Inter- cepts per Day	Number of ⁵			Costs		Number of					
			Persons Inter- cepted	Intercepts	Incrim- inating Intercepts	Total Cost in \$	Other Than Manpower in \$	Arrests	Trials	Motions to Suppress Intercepts ⁶			Persons Con- victed
										G	D	P	
LOSANGELES (CONTINUED)													
2006-250	NP	-	-	-	-	-	-	-	-	-	-	-	-
2006-251	30	4	NR	109	80	22,000	4,000	-	-	-	-	-	-
2006-252	50	9	435	435	60	80,200	7,200	-	-	-	-	-	-
2006-253	15	683	414	10,251	220	114,920	10,583	-	-	-	-	-	-
2006-254	57	6	NR	368	93	40,000	5,000	3	-	-	-	-	-
2006-255	30	37	NR	1,116	196	20,000	2,000	-	-	-	-	-	-
2006-256	30	9	278	278	44	33,600	2,600	-	-	-	-	-	-
2006-257	30	14	12	409	60	19,920	1,420	-	-	-	-	-	-
2006-258	30	197	140	5,903	696	18,445	1,400	-	-	-	-	-	-
2006-259	30	32	25	950	325	19,920	1,420	-	-	-	-	-	-
2006-260	30	344	324	10,313	1,090	64,711	8,300	3	-	-	-	-	-
2006-261	30	30	NR	886	187	28,000	4,000	-	-	-	-	-	-
2006-262	30	45	31	1,339	210	-	-	-	-	-	-	-	-
2006-263	30	17	NR	520	127	20,000	2,000	-	-	-	-	-	-
2006-264	7	68	25	479	33	15,500	2,000	-	-	-	-	-	-
ORANGE													
2007-1	30	17	20	521	77	18,745	500	-	-	-	-	-	-
SACRAMENTO													
2007-1	28	67	170	1,878	175	12,553	4,210	2	-	-	-	-	-
2007-2	42	241	25	10,137	469	74,894	4,980	18	-	-	-	-	17
2007-3	24	29	6	686	175	RELATED TO NO. 2007-2		4	-	-	-	-	4
2007-4	30	55	168	1,641	99	114,329	5,920	11	-	-	-	-	-
2007-5	30	79	165	2,377	135	66,000	25,000	-	-	-	-	-	-
2007-6	30	29	92	880	157	RELATED TO NO. 2007-1		-	-	-	-	-	-
2007-7	17	8	18	143	11	RELATED TO NO. 2007-5		-	-	-	-	-	-
2007-8	20	65	131	1,295	131	RELATED TO NO. 2007-4		RELATED TO NO. 2007-4					
2006-1	9	172	48	1,550	270	28,824	2,040	-	-	-	-	-	-
2006-2	8	74	48	590	136	RELATED TO NO. 2006-1		-	-	-	-	-	-
2006-3	16	96	90	1,540	139	30,811	7,020	-	-	-	-	-	-
2006-4	3	17	25	51	5	RELATED TO NO. 2006-3		-	-	-	-	-	-

⁴ NI indicates never installed. I indicates installed but never used. NP indicates no prosecutor's report.

⁵ NR indicates not reported or could not be determined.

⁶ Motions: G = Granted, D = Denied, P = Pending.

* The first four digits of the A.O. number represent the year in which the wiretap was terminated. Wiretaps that were terminated prior to 2007 were not reported previously because they were part of ongoing investigations.

TABLE B-1
STATE CALIFORNIA

CALENDAR YEAR 2007

**REPORT BY JUDGES OF COURT-AUTHORIZED INTERCEPTS OF WIRE, ORAL, OR ELECTRONIC COMMUNICATIONS
PURSUANT TO 18 U.S.C. 2519**

A.O. Number *	Authorizing Official		Offense Specified	Intercept		Date of Application	Authorized Length		
	Judge	Prosecutor ¹		Type ²	Location ³		Original Order (Days)	Number of Extensions	Total Length (Days)
SAN BERNARDINO									
2007-1	BARR	RAMOS	NARCOTICS	WC	D	12/01/2006	30	1	60
2007-2	BARR	RAMOS	NARCOTICS	WC	D	12/05/2006	30	1	60
2007-3	BARR	RAMOS	NARCOTICS	WC	D	12/05/2006	30	0	30
2007-4	BARR	RAMOS	NARCOTICS	WC	D	12/12/2006	30	2	90
2007-5	BARR	RAMOS	NARCOTICS	WC	D	12/20/2006	30	1	60
2007-6	BARR	RAMOS	NARCOTICS	WC	D	01/08/2007	30	0	30
2007-7	BARR	RAMOS	NARCOTICS	WC	D	01/10/2007	30	0	30
2007-8	BARR	RAMOS	NARCOTICS	WC	D	01/18/2007	30	0	30
2007-9	HARRISON	RAMOS	NARCOTICS	WC	D	01/23/2007	30	0	30
2007-10	BARR	RAMOS	NARCOTICS	WC	D	01/29/2007	30	0	30
2007-11	BARR	RAMOS	NARCOTICS	WC	D	01/31/2007	30	0	30
2007-12	BARR	RAMOS	NARCOTICS	WC	D	02/06/2007	30	1	60
2007-13	BARR	RAMOS	NARCOTICS	WC	D	02/15/2007	30	0	30
2007-14	BARR	RAMOS	NARCOTICS	WC	D	02/21/2007	30	0	30
2007-15	BARR	RAMOS	NARCOTICS	WC	D	02/26/2007	30	0	30
2007-16	BARR	RAMOS	MURDER	WC	D	03/05/2007	30	1	60
2007-17	BARR	RAMOS	NARCOTICS	WC	D	03/16/2007	30	1	60
2007-18	BARR	RAMOS	NARCOTICS	WC	D	03/20/2007	30	1	60
2007-19	BARR	RAMOS	MURDER	WC	D	03/23/2007	30	0	30
2007-20	BARR	RAMOS	MURDER	WC	D	03/27/2007	30	1	60
2007-21	BARR	RAMOS	MURDER	WC,WS	D,H	03/29/2007	30	0	30
2007-22	BARR	RAMOS	MURDER	WC,WS	D,H	03/29/2007	30	0	30
2007-23	BARR	RAMOS	MURDER	WC,WS	D,H	04/10/2007	30	0	30
2007-24	BARR	RAMOS	NARCOTICS	WC	D	04/10/2007	30	0	30
2007-25	BARR	RAMOS	MURDER	WC	D	04/11/2007	30	0	30
2007-26	BARR	RAMOS	NARCOTICS	WC	D	04/20/2007	30	2	90
2007-27	BARR	RAMOS	MURDER	WC	D	04/23/2007	30	0	30
2007-28	BARR	RAMOS	NARCOTICS	WC	D	04/25/2007	30	1	60
2007-29	BARR	RAMOS	MURDER	WC	D	05/01/2007	30	0	30
2007-30	BARR	RAMOS	NARCOTICS	WC	D	05/11/2007	30	0	30
2007-31	BARR	RAMOS	NARCOTICS	WC	D	05/16/2007	30	1	60

¹ The prosecuting official authorized the filing of the application under provisions of the state's statute. (See Table 1 for this state's statutory citation.)

² Type: WC = Cellular or Mobile Telephone (Wire), WS = Standard Telephone (Wire), WO = Other (Wire), OM = Microphone (Oral), OO = Other (Oral), ED = Digital Pager (Electronic), EE = Computer or E-Mail (Electronic), EF = Fax Machine (Electronic), EO = Other (Electronic).

³ Location: D = Portable Device, H = Personal Residence, B = Business, A = Public Area, O = Other Location, R = Roving (Relaxed Specification Order), N = Not Specified.

* The first four digits of the A.O. number represent the year in which the wiretap was terminated. Wiretaps that were terminated prior to 2007 were not reported previously because they were part of ongoing investigations.

TABLE B-1
STATE CALIFORNIA

CALENDAR YEAR 2007

**REPORT BY PROSECUTORS OF COURT-AUTHORIZED INTERCEPTS OF WIRE, ORAL, OR ELECTRONIC COMMUNICATIONS
PURSUANT TO 18 U.S.C. 2519**

A.O. Number *	Number Of Days in Oper- ation ⁴	Average Inter- cepts per Day	Number of ⁵			Costs		Number of					
			Persons Inter- cepted	Intercepts	Incrim- inating Intercepts	Total Cost in \$	Other Than Manpower in \$	Arrests	Trials	Motions to Suppress Intercepts ⁶			Persons Con- victed
										G	D	P	
SAN BERNARDINO													
2007-1	56	2	23	95	22	40,900	3,200	-	-	-	-	-	-
2007-2	60	18	193	1,087	113	42,000	6,000	-	-	-	-	-	-
2007-3	30	12	40	370	13	45,000	5,000	-	-	-	-	-	-
2007-4	85	20	25	1,700	145	57,300	2,600	-	-	-	-	-	-
2007-5	57	16	62	893	37	29,205	1,835	-	-	-	-	-	-
2007-6	11	1	3	6	2	12,980	630	-	-	-	-	-	-
2007-7	30	86	25	2,573	963	12,900	1,500	-	-	-	-	-	-
2007-8	13	-	-	-	-	900	900	-	-	-	-	-	-
2007-9	30	7	41	209	35	20,800	2,600	-	-	-	-	-	-
2007-10	16	12	24	197	44	15,650	1,400	-	-	-	-	-	-
2007-11	3	10	14	30	1	21,000	3,000	-	-	-	-	-	-
2007-12	60	5	22	313	95	39,490	3,000	-	-	-	-	-	-
2007-13	14	86	158	1,208	18	12,500	2,500	-	-	-	-	-	-
2007-14	17	19	65	330	117	10,700	1,140	-	-	-	-	-	-
2007-15	7	-	1	3	-	20,600	2,600	-	-	-	-	-	-
2007-16	58	62	429	3,620	417	52,000	2,000	-	-	-	-	-	-
2007-17	58	98	167	5,674	557	43,500	5,000	17	-	-	-	-	-
2007-18	59	11	219	653	31	39,490	3,000	-	-	-	-	-	-
2007-19	1	48	13	48	8	4,152	2,232	-	-	-	-	-	-
2007-20	34	32	184	1,085	167	25,878	5,200	-	-	-	-	-	-
2007-21	10	110	111	1,097	28	8,260	3,300	-	-	-	-	-	-
2007-22	15	179	58	2,691	44	6,150	750	-	-	-	-	-	-
2007-23	18	23	53	408	55	7,445	1,470	-	-	-	-	-	-
2007-24	30	58	31	1,740	344	27,558	2,375	-	-	-	-	-	-
2007-25	11	145	60	1,595	65	14,000	5,000	-	-	-	-	-	-
2007-26	87	231	97	20,110	685	26,100	2,100	-	-	-	-	-	-
2007-27	1	-	-	-	-	9,500	7,500	-	-	-	-	-	-
2007-28	59	20	55	1,163	236	39,490	3,000	-	-	-	-	-	-
2007-29	20	32	123	648	175	1,960	1,960	-	-	-	-	-	-
2007-30	NP	-	-	-	-	-	-	-	-	-	-	-	-
2007-31	40	11	13	429	68	26,890	2,260	3	-	-	-	-	3

⁴ NI indicates never installed. I indicates installed but never used. NP indicates no prosecutor's report.

⁵ NR indicates not reported or could not be determined.

⁶ Motions: G = Granted, D = Denied, P = Pending.

* The first four digits of the A.O. number represent the year in which the wiretap was terminated. Wiretaps that were terminated prior to 2007 were not reported previously because they were part of ongoing investigations.

TABLE B-1
STATE CALIFORNIA

CALENDAR YEAR 2007

**REPORT BY JUDGES OF COURT-AUTHORIZED INTERCEPTS OF WIRE, ORAL, OR ELECTRONIC COMMUNICATIONS
PURSUANT TO 18 U.S.C. 2519**

A.O. Number *	Authorizing Official		Offense Specified	Intercept		Date of Application	Authorized Length		
	Judge	Prosecutor ¹		Type ²	Location ³		Original Order (Days)	Number of Extensions	Total Length (Days)
SAN BERNARDINO (CONTINUED)									
2007-32	BARR	RAMOS	MURDER	WC	D	05/16/2007	30	0	30
2007-33	BARR	RAMOS	NARCOTICS	WC	D	05/18/2007	30	2	90
2007-34	BARR	RAMOS	NARCOTICS	WC	D	05/24/2007	30	0	30
2007-35	BARR	RAMOS	NARCOTICS	WC	D	06/06/2007	30	1	60
2007-36	BARR	RAMOS	NARCOTICS	WC	D	06/18/2007	30	0	30
2007-37	BARR	RAMOS	NARCOTICS	WC	D	06/22/2007	30	0	30
2007-38	BARR	RAMOS	NARCOTICS	WC	D	06/22/2007	30	0	30
2007-39	BARR	RAMOS	NARCOTICS	WC	D	07/06/2007	30	0	30
2007-40	BARR	RAMOS	NARCOTICS	WC	D	07/24/2007	30	0	30
2007-41	BARR	RAMOS	NARCOTICS	WC	D	07/27/2007	30	2	90
2007-42	BARR	RAMOS	NARCOTICS	WC	D	07/30/2007	30	0	30
2007-43	BARR	RAMOS	NARCOTICS	WC	D	08/02/2007	30	0	30
2007-44	BARR	RAMOS	NARCOTICS	WC	D	08/13/2007	30	0	30
2007-45	BARR	RAMOS	NARCOTICS	WC	D	08/13/2007	30	1	60
2007-46	BARR	RAMOS	NARCOTICS	WC	D	08/15/2007	30	0	30
2007-47	BARR	RAMOS	NARCOTICS	WC	D	08/17/2007	30	0	30
2007-48	BARR	RAMOS	NARCOTICS	WC	D	08/30/2007	30	0	30
2007-49	BARR	RAMOS	NARCOTICS	WC	D	09/10/2007	30	0	30
2007-50	BARR	RAMOS	NARCOTICS	WC	D	09/21/2007	30	0	30
2007-51	BARR	RAMOS	NARCOTICS	WC	D	09/25/2007	30	0	30
2007-52	BARR	RAMOS	NARCOTICS	WC	D	09/25/2007	30	0	30
2007-53	BARR	RAMOS	NARCOTICS	WC	D	09/25/2007	30	0	30
2007-54	BARR	RAMOS	NARCOTICS	WC	D	10/16/2007	30	0	30
2007-55	BARR	RAMOS	NARCOTICS	WC	D	10/30/2007	30	1	60
2007-56	BARR	RAMOS	NARCOTICS	WC	D	10/30/2007	30	0	30
2007-57	BARR	RAMOS	NARCOTICS	WC	D	11/07/2007	30	0	30
2007-58	BARR	RAMOS	NARCOTICS	WC	D	11/15/2007	30	0	30
2007-59	BARR	RAMOS	NARCOTICS	WC	D	11/16/2007	30	0	30
2007-60	BARR	RAMOS	MURDER	WC	D	12/07/2007	30	0	30
2007-61	BARR	RAMOS	MURDER	WC	D	12/11/2007	30	0	30

¹ The prosecuting official authorized the filing of the application under provisions of the state's statute. (See Table 1 for this state's statutory citation.)

² Type: WC = Cellular or Mobile Telephone (Wire), WS = Standard Telephone (Wire), WO = Other (Wire), OM = Microphone (Oral), OO = Other (Oral), ED = Digital Pager (Electronic), EE = Computer or E-Mail (Electronic), EF = Fax Machine (Electronic), EO = Other (Electronic).

³ Location: D = Portable Device, H = Personal Residence, B = Business, A = Public Area, O = Other Location, R = Roving (Relaxed Specification Order), N = Not Specified.

* The first four digits of the A.O. number represent the year in which the wiretap was terminated. Wiretaps that were terminated prior to 2007 were not reported previously because they were part of ongoing investigations.

TABLE B-1
STATE CALIFORNIA

CALENDAR YEAR 2007

**REPORT BY PROSECUTORS OF COURT-AUTHORIZED INTERCEPTS OF WIRE, ORAL, OR ELECTRONIC COMMUNICATIONS
PURSUANT TO 18 U.S.C. 2519**

A.O. Number *	Number Of Days in Oper- ation ⁴	Average Inter- cepts per Day	Number of ⁵			Costs		Number of					
			Persons Inter- cepted	Intercepts	Incrim- inating Intercepts	Total Cost in \$	Other Than Manpower in \$	Arrests	Trials	Motions to Suppress Intercepts ⁶			Persons Con- victed
										G	D	P	
SAN BERNARDINO (CONTINUED)													
2007-32	30	38	70	1,139	114	20,845	2,600	-	-	-	-	-	-
2007-33	77	84	96	6,463	868	55,426	6,000	-	-	-	-	-	-
2007-34	30	1	NR	31	NR	19,995	1,750	-	-	-	-	-	-
2007-35	60	119	780	7,117	301	50,000	10,000	-	-	-	-	-	-
2007-36	30	-	-	-	-	6,600	2,600	-	-	-	-	-	-
2007-37	30	33	56	1,003	311	32,100	1,400	-	-	-	-	-	-
2007-38	26	151	102	3,922	135	11,440	1,360	-	-	-	-	-	-
2007-39	30	144	226	4,323	289	27,000	5,000	-	-	-	-	-	-
2007-40	30	33	25	986	120	19,644	1,400	-	-	-	-	-	-
2007-41	83	91	80	7,584	1,757	236,855	1,855	-	-	-	-	-	-
2007-42	30	-	-	-	-	24,845	6,600	-	-	-	-	-	-
2007-43	30	38	133	1,128	150	20,232	1,875	-	-	-	-	-	-
2007-44	13	9	23	117	41	122,000	2,000	-	-	-	-	-	-
2007-45	60	9	40	547	112	40,489	4,000	-	-	-	-	-	-
2007-46	16	96	5	1,528	76	11,000	3,000	-	-	-	-	-	-
2007-47	30	49	167	1,458	343	74,600	2,600	-	-	-	-	-	-
2007-48	30	90	350	2,696	613	38,713	2,000	-	-	-	-	-	-
2007-49	30	12	30	365	53	20,844	2,600	-	-	-	-	-	-
2007-50	29	42	80	1,217	110	74,700	700	-	-	-	-	-	-
2007-51	30	4	6	128	11	20,232	1,875	-	-	-	-	-	-
2007-52	NP	-	-	-	-	-	-	-	-	-	-	-	-
2007-53	30	138	149	4,142	20	13,425	625	-	-	-	-	-	-
2007-54	30	16	28	494	70	60,392	2,600	-	-	-	-	-	-
2007-55	59	220	223	12,976	944	62,003	2,450	-	-	-	-	-	-
2007-56	29	38	329	1,104	143	23,500	5,000	-	-	-	-	-	-
2007-57	14	23	30	316	5	12,000	2,000	-	-	-	-	-	-
2007-58	30	9	47	259	65	11,796	5,396	-	-	-	-	-	-
2007-59	30	109	214	3,266	59	20,720	2,000	-	-	-	-	-	-
2007-60	8	188	70	1,504	96	17,740	940	-	-	-	-	-	-
2007-61	4	56	39	226	20	8,920	1,720	-	-	-	-	-	-

⁴ NI indicates never installed. I indicates installed but never used. NP indicates no prosecutor's report.

⁵ NR indicates not reported or could not be determined.

⁶ Motions: G = Granted, D = Denied, P = Pending.

* The first four digits of the A.O. number represent the year in which the wiretap was terminated. Wiretaps that were terminated prior to 2007 were not reported previously because they were part of ongoing investigations.

TABLE B-1
STATE CALIFORNIA

CALENDAR YEAR 2007

**REPORT BY JUDGES OF COURT-AUTHORIZED INTERCEPTS OF WIRE, ORAL, OR ELECTRONIC COMMUNICATIONS
PURSUANT TO 18 U.S.C. 2519**

A.O. Number *	Authorizing Official		Offense Specified	Intercept		Date of Application	Authorized Length		
	Judge	Prosecutor ¹		Type ²	Location ³		Original Order (Days)	Number of Extensions	Total Length (Days)
SAN DIEGO									
2007-1	DEDDEH	DUMANIS	NARCOTICS	WC	D	12/11/2006	30	0	30
2007-2	DEDDEH	DUMANIS	\$LAUNDERING	WC	D	12/11/2006	30	2	90
2007-3	FRASER	DUMANIS	NARCOTICS	WC	D	01/12/2007	30	0	30
2007-4	FRASER	DUMANIS	NARCOTICS	WC	D	01/12/2007	30	0	30
2007-5	FRASER	DUMANIS	NARCOTICS	WC	D	01/17/2007	30	1	60
2007-6	FRASER	DUMANIS	NARCOTICS	WC	D	01/17/2007	30	3	120
2007-7	FRASER	DUMANIS	NARCOTICS	WC	D	01/17/2007	30	1	60
2007-8	FRASER	DUMANIS	NARCOTICS	WC	D	01/18/2007	30	0	30
2007-9	FRASER	DUMANIS	NARCOTICS	WC	D	01/18/2007	30	3	120
2007-10	FRASER	DUMANIS	NARCOTICS	WC	D	01/18/2007	30	0	30
2007-11	FRASER	DUMANIS	NARCOTICS	WC	D	01/18/2007	30	0	30
2007-12	FRASER	DUMANIS	NARCOTICS	WC	D	01/18/2007	30	0	30
2007-13	FRASER	DUMANIS	NARCOTICS	WC	D	01/18/2007	30	0	30
2007-14	FRASER	DUMANIS	NARCOTICS	WC	D	01/23/2007	30	0	30
2007-15	FRASER	DUMANIS	NARCOTICS	WC	D	01/24/2007	30	0	30
2007-16	FRASER	DUMANIS	NARCOTICS	WC	D	01/24/2007	30	4	150
2007-17	FRASER	DUMANIS	NARCOTICS	WC	D	01/24/2007	30	4	150
2007-18	FRASER	DUMANIS	\$LAUNDERING	WC	D	01/26/2007	30	0	30
2007-19	SO	DUMANIS	NARCOTICS	WC	D	02/01/2007	30	0	30
2007-20	FRASER	DUMANIS	NARCOTICS	WC	D	02/07/2007	30	0	30
2007-21	FRASER	DUMANIS	NARCOTICS	WC	D	02/07/2007	30	0	30
2007-22	FRASER	DUMANIS	NARCOTICS	WC	D	02/07/2007	30	1	60
2007-23	FRASER	DUMANIS	NARCOTICS	WC	D	02/08/2007	30	0	30
2007-24	FRASER	DUMANIS	NARCOTICS	WS	H	02/08/2007	30	0	30
2007-25	FRASER	DUMANIS	NARCOTICS	WC	D	02/21/2007	30	0	30
2007-26	FRASER	DUMANIS	NARCOTICS	WC	D	02/21/2007	30	0	30
2007-27	FRASER	DUMANIS	NARCOTICS	WC	D	02/21/2007	30	0	30
2007-28	FRASER	DUMANIS	NARCOTICS	WC	D	02/21/2007	30	2	90
2007-29	FRASER	DUMANIS	NARCOTICS	WC	D	02/21/2007	30	0	30
2007-30	SO	DUMANIS	NARCOTICS	WC	D	03/07/2007	30	3	120
2007-31	SO	DUMANIS	NARCOTICS	WC	D	03/07/2007	30	2	90
2007-32	SO	DUMANIS	NARCOTICS	WC	D	03/07/2007	30	2	90

¹ The prosecuting official authorized the filing of the application under provisions of the state's statute. (See Table 1 for this state's statutory citation.)

² Type: WC = Cellular or Mobile Telephone (Wire), WS = Standard Telephone (Wire), WO = Other (Wire), OM = Microphone (Oral), OO = Other (Oral), ED = Digital Pager (Electronic), EE = Computer or E-Mail (Electronic), EF = Fax Machine (Electronic), EO = Other (Electronic).

³ Location: D = Portable Device, H = Personal Residence, B = Business, A = Public Area, O = Other Location, R = Roving (Relaxed Specification Order), N = Not Specified.

* The first four digits of the A.O. number represent the year in which the wiretap was terminated. Wiretaps that were terminated prior to 2007 were not reported previously because they were part of ongoing investigations.

TABLE B-1
STATE CALIFORNIA

CALENDAR YEAR 2007

**REPORT BY PROSECUTORS OF COURT-AUTHORIZED INTERCEPTS OF WIRE, ORAL, OR ELECTRONIC COMMUNICATIONS
PURSUANT TO 18 U.S.C. 2519**

A.O. Number *	Number Of Days in Oper- ation ⁴	Average Inter- cepts per Day	Number of ⁵			Costs		Number of					
			Persons Inter- cepted	Intercepts	Incrim- inating Intercepts	Total Cost in \$	Other Than Manpower in \$	Arrests	Trials	Motions to Suppress Intercepts ⁶			Persons Con- victed
										G	D	P	
SAN DIEGO													
2007-1	23	31	19	724	28	14,416	1,490	-	-	-	-	-	-
2007-2	79	70	125	5,546	985	85,008	7,450	5	-	-	-	-	4
2007-3	18	63	NR	1,135	143	6,945	1,495	26	-	-	-	-	-
2007-4	5	9	NR	46	-	3,015	1,495	RELATED TO NO. 2007-3					
2007-5	30	43	27	1,276	89	16,413	1,490	59	-	-	-	-	-
2007-6	99	39	63	3,888	248	52,717	3,470	RELATED TO NO. 2007-5					
2007-7	56	18	49	1,034	278	30,037	2,180	RELATED TO NO. 2007-5					
2007-8	12	17	NR	209	18	5,095	1,495	RELATED TO NO. 2007-3					
2007-9	112	25	NR	2,811	343	37,275	3,275	RELATED TO NO. 2007-3					
2007-10	30	22	NR	658	250	10,495	1,495	RELATED TO NO. 2007-3					
2007-11	21	81	NR	1,694	337	7,495	1,495	RELATED TO NO. 2007-3					
2007-12	12	2	NR	29	-	4,995	1,495	-	-	-	-	-	-
2007-13	12	1	NR	10	-	4,995	1,495	-	-	-	-	-	-
2007-14	30	129	48	3,880	244	32,000	2,000	3	-	-	-	-	3
2007-15	30	91	148	2,729	754	249,185	49,238	6	-	-	-	-	4
2007-16	150	81	NR	12,125	1,520	48,895	3,895	RELATED TO NO. 2007-3					
2007-17	150	21	NR	3,207	732	48,895	3,895	RELATED TO NO. 2007-3					
2007-18	30	297	128	8,917	1,554	28,832	2,980	RELATED TO NO. 2007-2					
2007-19	30	-	-	-	-	RELATED TO NO. 2007-15		RELATED TO NO. 2007-15					
2007-20	30	35	NR	1,042	236	9,795	795	RELATED TO NO. 2007-3					
2007-21	30	27	NR	814	118	9,795	795	RELATED TO NO. 2007-3					
2007-22	44	18	NR	814	118	14,095	1,095	RELATED TO NO. 2007-3					
2007-23	19	34	17	651	46	10,941	1,490	RELATED TO NO. 2007-5					
2007-24	19	11	13	213	9	10,951	1,500	RELATED TO NO. 2007-5					
2007-25	9	121	52	1,089	109	RELATED TO NO. 2007-15		RELATED TO NO. 2007-15					
2007-26	15	1	NR	22	1	5,995	1,495	RELATED TO NO. 2007-3					
2007-27	20	7	NR	138	36	5,295	795	RELATED TO NO. 2007-3					
2007-28	86	29	41	2,498	291	46,360	3,580	RELATED TO NO. 2007-5					
2007-29	21	1	3	29	-	11,936	1,490	-	-	-	-	-	-
2007-30	111	103	NR	11,468	1,062	36,795	3,295	RELATED TO NO. 2007-3					
2007-31	86	41	NR	3,564	615	27,595	2,095	RELATED TO NO. 2007-3					
2007-32	86	43	NR	3,735	652	27,595	2,095	RELATED TO NO. 2007-3					

⁴ NI indicates never installed. I indicates installed but never used. NP indicates no prosecutor's report.

⁵ NR indicates not reported or could not be determined.

⁶ Motions: G = Granted, D = Denied, P = Pending.

* The first four digits of the A.O. number represent the year in which the wiretap was terminated. Wiretaps that were terminated prior to 2007 were not reported previously because they were part of ongoing investigations.

TABLE B-1
STATE CALIFORNIA

CALENDAR YEAR 2007

**REPORT BY JUDGES OF COURT-AUTHORIZED INTERCEPTS OF WIRE, ORAL, OR ELECTRONIC COMMUNICATIONS
PURSUANT TO 18 U.S.C. 2519**

A.O. Number *	Authorizing Official		Offense Specified	Intercept		Date of Application	Authorized Length		
	Judge	Prosecutor ¹		Type ²	Location ³		Original Order (Days)	Number of Extensions	Total Length (Days)
SAN DIEGO (CONTINUED)									
2007-33	SO	DUMANIS	NARCOTICS	WC	D	03/07/2007	30	1	60
2007-34	SO	DUMANIS	NARCOTICS	WC	D	03/07/2007	30	2	90
2007-35	DEDDEH	DUMANIS	NARCOTICS	WC	D	03/13/2007	30	0	30
2007-36	DEDDEH	DUMANIS	NARCOTICS	WC	D	03/13/2007	30	0	30
2007-37	DEDDEH	DUMANIS	NARCOTICS	WC	D	03/15/2007	30	0	30
2007-38	DEDDEH	DUMANIS	NARCOTICS	WC	D	03/16/2007	30	0	30
2007-39	DEDDEH	DUMANIS	NARCOTICS	WC	D	03/16/2007	30	0	30
2007-40	FRASER	DUMANIS	NARCOTICS	WC	D	03/16/2007	30	1	60
2007-41	DEDDEH	DUMANIS	MURDER	WC	D	03/19/2007	30	1	60
2007-42	DEDDEH	DUMANIS	NARCOTICS	WC	D	03/22/2007	30	0	30
2007-43	DEDDEH	DUMANIS	NARCOTICS	WC	D	03/22/2007	30	0	30
2007-44	DEDDEH	DUMANIS	NARCOTICS	WC	D	03/22/2007	30	1	60
2007-45	DEDDEH	DUMANIS	NARCOTICS	WC	D	03/22/2007	30	2	90
2007-46	DEDDEH	DUMANIS	NARCOTICS	WC	D	03/22/2007	30	2	90
2007-47	DEDDEH	DUMANIS	NARCOTICS	WC	D	03/27/2007	30	0	30
2007-48	FRASER	DUMANIS	NARCOTICS	WC	D	03/28/2007	30	0	30
2007-49	FRASER	DUMANIS	NARCOTICS	WC	D	04/03/2007	30	0	30
2007-50	SO	DUMANIS	NARCOTICS	WC	D	04/05/2007	30	0	30
2007-51	SO	DUMANIS	NARCOTICS	WC	D	04/05/2007	30	0	30
2007-52	DEDDEH	DUMANIS	NARCOTICS	WC	D	04/09/2007	30	4	150
2007-53	FRASER	DUMANIS	NARCOTICS	WC	D	04/09/2007	30	0	30
2007-54	FRASER	DUMANIS	NARCOTICS	WC	D	04/11/2007	30	1	60
2007-55	DEDDEH	DUMANIS	NARCOTICS	WC	D	04/12/2007	30	2	90
2007-56	FRASER	DUMANIS	NARCOTICS	WC	D	04/12/2007	30	1	60
2007-57	FRASER	DUMANIS	NARCOTICS	WC	D	04/12/2007	30	1	60
2007-58	FRASER	DUMANIS	NARCOTICS	WC	D	04/12/2007	30	0	30
2007-59	FRASER	DUMANIS	MURDER	WS	H	04/17/2007	30	0	30
2007-60	FRASER	DUMANIS	NARCOTICS	WC	D	04/20/2007	30	4	150
2007-61	FRASER	DUMANIS	NARCOTICS	WC	D	04/20/2007	30	2	90
2007-62	FRASER	DUMANIS	NARCOTICS	WC	D	04/26/2007	30	0	30
2007-63	FRASER	DUMANIS	NARCOTICS	WC	D	04/26/2007	30	3	120
2007-64	FRASER	DUMANIS	NARCOTICS	WC	D	04/30/2007	30	3	120

¹ The prosecuting official authorized the filing of the application under provisions of the state's statute. (See Table 1 for this state's statutory citation.)

² Type: WC = Cellular or Mobile Telephone (Wire), WS = Standard Telephone (Wire), WO = Other (Wire), OM = Microphone (Oral), OO = Other (Oral), ED = Digital Pager (Electronic), EE = Computer or E-Mail (Electronic), EF = Fax Machine (Electronic), EO = Other (Electronic).

³ Location: D = Portable Device, H = Personal Residence, B = Business, A = Public Area, O = Other Location, R = Roving (Relaxed Specification Order), N = Not Specified.

* The first four digits of the A.O. number represent the year in which the wiretap was terminated. Wiretaps that were terminated prior to 2007 were not reported previously because they were part of ongoing investigations.

TABLE B-1
STATE CALIFORNIA

CALENDAR YEAR 2007

**REPORT BY PROSECUTORS OF COURT-AUTHORIZED INTERCEPTS OF WIRE, ORAL, OR ELECTRONIC COMMUNICATIONS
PURSUANT TO 18 U.S.C. 2519**

A.O. Number *	Number Of Days in Oper- ation ⁴	Average Inter- cepts per Day	Number of ⁵			Costs		Number of					
			Persons Inter- cepted	Intercepts	Incrim- inating Intercepts	Total Cost in \$	Other Than Manpower in \$	Arrests	Trials	Motions to Suppress Intercepts ⁶			Persons Con- victed
										G	D	P	
SAN DIEGO (CONTINUED)													
2007-33	57	25	NR	1,448	109	-	-	RELATED TO NO. 2007-3					
2007-34	86	11	NR	949	115	27,595	2,095	RELATED TO NO. 2007-3					
2007-35	9	-	NR	1	1	4,195	1,495	RELATED TO NO. 2007-3					
2007-36	9	4	NR	39	9	4,195	1,495	RELATED TO NO. 2007-3					
2007-37	25	62	NR	1,561	362	37,760	1,610	9	-	-	-	-	8
2007-38	19	-	-	-	-	10,941	1,490	-	-	-	-	-	-
2007-39	19	26	22	486	204	10,941	1,490	RELATED TO NO. 2007-5					
2007-40	50	12	16	587	568	RELATED TO NO. 2007-15		RELATED TO NO. 2007-15					
2007-41	60	133	466	7,992	1,563	144,200	200	19	-	-	-	-	6
2007-42	5	269	NR	1,344	136	91,645	11,025	8	1	-	-	-	8
2007-43	15	4	NR	66	-	5,995	1,495	-	-	-	-	-	-
2007-44	43	13	NR	540	86	6,595	2,095	RELATED TO NO. 2007-3					
2007-45	85	187	NR	15,876	629	27,845	2,095	RELATED TO NO. 2007-3					
2007-46	85	6	NR	541	96	27,845	2,095	RELATED TO NO. 2007-3					
2007-47	14	104	143	1,459	163	17,918	2,995	1	-	-	-	-	-
2007-48	15	78	94	1,163	135	24,100	1,610	RELATED TO NO. 2007-37					
2007-49	14	52	8	734	117	RELATED TO NO. 2007-15		RELATED TO NO. 2007-15					
2007-50	30	-	NR	-	-	10,495	1,495	RELATED TO NO. 2007-3					
2007-51	30	-	NR	12	-	10,495	1,495	RELATED TO NO. 2007-3					
2007-52	136	6	43	868	55	71,902	4,250	RELATED TO NO. 2007-5					
2007-53	17	57	39	970	7	9,946	1,490	RELATED TO NO. 2007-5					
2007-54	58	366	NR	21,226	2,551	RELATED TO NO. 2007-42		RELATED TO NO. 2007-42					
2007-55	70	13	59	932	233	37,691	2,870	RELATED TO NO. 2007-5					
2007-56	51	11	26	548	53	27,549	2,180	RELATED TO NO. 2007-5					
2007-57	54	32	35	1,739	171	29,042	2,180	RELATED TO NO. 2007-5					
2007-58	14	12	16	162	39	8,454	1,490	RELATED TO NO. 2007-5					
2007-59	14	107	170	1,493	31	RELATED TO NO. 2007-41		RELATED TO NO. 2007-41					
2007-60	124	88	71	10,861	1,333	71,690	4,250	RELATED TO NO. 2007-5					
2007-61	53	56	33	2,989	1,053	30,452	2,870	RELATED TO NO. 2007-5					
2007-62	28	3	11	71	14	15,418	1,490	RELATED TO NO. 2007-5					
2007-63	108	5	9	532	116	62,376	3,560	RELATED TO NO. 2007-5					
2007-64	108	13	26	1,440	188	62,376	3,560	RELATED TO NO. 2007-5					

⁴ NI indicates never installed. I indicates installed but never used. NP indicates no prosecutor's report.

⁵ NR indicates not reported or could not be determined.

⁶ Motions: G = Granted, D = Denied, P = Pending.

* The first four digits of the A.O. number represent the year in which the wiretap was terminated. Wiretaps that were terminated prior to 2007 were not reported previously because they were part of ongoing investigations.

TABLE B-1
STATE CALIFORNIA

CALENDAR YEAR 2007

**REPORT BY JUDGES OF COURT-AUTHORIZED INTERCEPTS OF WIRE, ORAL, OR ELECTRONIC COMMUNICATIONS
PURSUANT TO 18 U.S.C. 2519**

A.O. Number *	Authorizing Official		Offense Specified	Intercept		Date of Application	Authorized Length		
	Judge	Prosecutor ¹		Type ²	Location ³		Original Order (Days)	Number of Extensions	Total Length (Days)
SAN DIEGO (CONTINUED)									
2007-65	FRASER	DUMANIS	NARCOTICS	WC	D	04/30/2007	30	4	150
2007-66	SO	DUMANIS	NARCOTICS	WC	D	05/04/2007	30	1	60
2007-67	SO	DUMANIS	NARCOTICS	WC	D	05/04/2007	30	0	30
2007-68	SO	DUMANIS	NARCOTICS	WC	D	05/04/2007	30	0	30
2007-69	FRASER	DUMANIS	NARCOTICS	WC	D	05/10/2007	30	0	30
2007-70	FRASER	DUMANIS	NARCOTICS	WC	D	05/10/2007	30	1	60
2007-71	FRASER	DUMANIS	NARCOTICS	WC	D	05/10/2007	30	0	30
2007-72	FRASER	DUMANIS	NARCOTICS	WC	D	05/10/2007	30	0	30
2007-73	FRASER	DUMANIS	NARCOTICS	WC	D	05/10/2007	30	0	30
2007-74	FRASER	DUMANIS	NARCOTICS	WC	D	05/16/2007	30	1	60
2007-75	FRASER	DUMANIS	MURDER	WC	D	05/22/2007	30	0	30
2007-76	FRASER	DUMANIS	NARCOTICS	WC	D	05/24/2007	30	1	60
2007-77	FRASER	DUMANIS	NARCOTICS	WC	D	05/24/2007	30	0	30
2007-78	FRASER	DUMANIS	NARCOTICS	WC	D	05/24/2007	30	0	30
2007-79	FRASER	DUMANIS	NARCOTICS	WC	D	05/25/2007	30	2	90
2007-80	FRASER	DUMANIS	NARCOTICS	WC	D	05/25/2007	30	0	30
2007-81	FRASER	DUMANIS	NARCOTICS	WC	D	05/25/2007	30	0	30
2007-82	FRASER	DUMANIS	NARCOTICS	WC	D	05/25/2007	30	0	30
2007-83	FRASER	DUMANIS	NARCOTICS	WC	D	05/25/2007	30	0	30
2007-84	FRASER	DUMANIS	NARCOTICS	WC	D	05/25/2007	30	0	30
2007-85	FRASER	DUMANIS	NARCOTICS	WC	D	06/01/2007	30	0	30
2007-86	FRASER	DUMANIS	NARCOTICS	WC	D	06/05/2007	30	0	30
2007-87	FRASER	DUMANIS	NARCOTICS	WC	D	06/05/2007	30	1	60
2007-88	FRASER	DUMANIS	NARCOTICS	WC	D	06/05/2007	30	4	150
2007-89	FRASER	DUMANIS	NARCOTICS	WC	D	06/05/2007	30	2	90
2007-90	FRASER	DUMANIS	NARCOTICS	WC	D	06/05/2007	30	2	90
2007-91	FRASER	DUMANIS	NARCOTICS	WC	D	06/08/2007	30	0	30
2007-92	FRASER	DUMANIS	NARCOTICS	WC	D	06/08/2007	30	0	30
2007-93	FRASER	DUMANIS	NARCOTICS	WC	D	06/11/2007	30	3	120
2007-94	FRASER	DUMANIS	NARCOTICS	WC	D	06/11/2007	30	0	30
2007-95	FRASER	RODRIGUEZ	KIDNAPPING	WC,WO,EO	D	06/11/2007	2	1	32
2007-96	FRASER	DUMANIS	NARCOTICS	WC	D	06/13/2007	30	0	30

¹ The prosecuting official authorized the filing of the application under provisions of the state's statute. (See Table 1 for this state's statutory citation.)

² Type: WC = Cellular or Mobile Telephone (Wire), WS = Standard Telephone (Wire), WO = Other (Wire), OM = Microphone (Oral), OO = Other (Oral), ED = Digital Pager (Electronic), EE = Computer or E-Mail (Electronic), EF = Fax Machine (Electronic), EO = Other (Electronic).

³ Location: D = Portable Device, H = Personal Residence, B = Business, A = Public Area, O = Other Location, R = Roving (Relaxed Specification Order), N = Not Specified.

* The first four digits of the A.O. number represent the year in which the wiretap was terminated. Wiretaps that were terminated prior to 2007 were not reported previously because they were part of ongoing investigations.

TABLE B-1
STATE CALIFORNIA

CALENDAR YEAR 2007

**REPORT BY PROSECUTORS OF COURT-AUTHORIZED INTERCEPTS OF WIRE, ORAL, OR ELECTRONIC COMMUNICATIONS
PURSUANT TO 18 U.S.C. 2519**

A.O. Number *	Number Of Days in Oper- ation ⁴	Average Inter- cepts per Day	Number of ⁵			Costs		Number of					
			Persons Inter- cepted	Intercepts	Incrim- inating Intercepts	Total Cost in \$	Other Than Manpower in \$	Arrests	Trials	Motions to Suppress Intercepts ⁶			Persons Con- victed
										G	D	P	
SAN DIEGO (CONTINUED)													
2007-65	115	9	30	1,060	388	66,633	3,560	RELATED TO NO. 2007-5					
2007-66	52	85	NR	4,417	383	17,845	2,095	RELATED TO NO. 2007-3					
2007-67	27	4	NR	102	7	9,495	1,495	RELATED TO NO. 2007-3					
2007-68	27	31	NR	831	59	9,495	1,495	RELATED TO NO. 2007-3					
2007-69	26	157	64	4,085	583	RELATED TO NO. 2007-42		RELATED TO NO. 2007-42					
2007-70	46	61	NR	2,809	222	16,095	2,095	RELATED TO NO. 2007-3					
2007-71	30	16	NR	483	46	10,495	1,495	RELATED TO NO. 2007-3					
2007-72	30	55	NR	1,650	51	10,495	1,495	RELATED TO NO. 2007-3					
2007-73	23	7	9	172	58	12,931	1,490	RELATED TO NO. 2007-5					
2007-74	30	78	108	2,348	628	148,662	29,438	47	-	-	-	-	47
2007-75	24	67	164	1,600	308	RELATED TO NO. 2007-41		RELATED TO NO. 2007-41					
2007-76	60	79	100	4,760	530	39,489	3,000	11	-	-	-	-	-
2007-77	28	7	10	208	35	15,418	1,490	RELATED TO NO. 2007-5					
2007-78	NP	-	-	-	-	-	-	-	-	-	-	-	-
2007-79	76	68	216	5,164	1,071	RELATED TO NO. 2007-74		RELATED TO NO. 2007-74					
2007-80	30	17	NR	519	72	10,495	1,495	RELATED TO NO. 2007-3					
2007-81	30	97	NR	2,922	259	10,495	1,495	RELATED TO NO. 2007-3					
2007-82	30	44	NR	1,331	194	10,495	1,495	RELATED TO NO. 2007-3					
2007-83	30	79	NR	2,358	592	10,495	1,495	RELATED TO NO. 2007-3					
2007-84	30	317	NR	9,519	424	10,495	1,495	RELATED TO NO. 2007-3					
2007-85	25	20	NR	489	49	8,995	1,495	RELATED TO NO. 2007-3					
2007-86	30	47	25	1,413	291	22,644	4,400	RELATED TO NO. 2007-76					
2007-87	50	21	18	1,033	36	29,709	2,180	-	-	-	-	-	-
2007-88	137	25	44	3,471	357	84,714	4,275	RELATED TO NO. 2007-5					
2007-89	79	51	39	4,009	597	48,050	2,885	RELATED TO NO. 2007-5					
2007-90	79	9	21	739	134	48,050	2,885	RELATED TO NO. 2007-5					
2007-91	30	76	NR	2,270	58	10,495	1,495	RELATED TO NO. 2007-3					
2007-92	18	47	NR	853	106	6,995	1,495	RELATED TO NO. 2007-3					
2007-93	111	99	146	10,999	3,017	RELATED TO NO. 2007-74		RELATED TO NO. 2007-74					
2007-94	30	82	108	2,446	107	21,000	6,000	-	-	-	-	-	-
2007-95	16	89	29	1,424	72	29,265	5,600	6	-	-	-	-	-
2007-96	30	88	15	2,646	75	57,000	7,000	-	-	-	-	-	-

⁴ NI indicates never installed. I indicates installed but never used. NP indicates no prosecutor's report.

⁵ NR indicates not reported or could not be determined.

⁶ Motions: G = Granted, D = Denied, P = Pending.

* The first four digits of the A.O. number represent the year in which the wiretap was terminated. Wiretaps that were terminated prior to 2007 were not reported previously because they were part of ongoing investigations.

TABLE B-1
STATE CALIFORNIA

CALENDAR YEAR 2007

**REPORT BY JUDGES OF COURT-AUTHORIZED INTERCEPTS OF WIRE, ORAL, OR ELECTRONIC COMMUNICATIONS
PURSUANT TO 18 U.S.C. 2519**

A.O. Number *	Authorizing Official		Offense Specified	Intercept		Date of Application	Authorized Length		
	Judge	Prosecutor ¹		Type ²	Location ³		Original Order (Days)	Number of Extensions	Total Length (Days)
SAN DIEGO (CONTINUED)									
2007-97	FRASER	DUMANIS	KIDNAPPING	WC,WO,EO	D	06/15/2007	2	1	32
2007-98	FRASER	DUMANIS	NARCOTICS	WC	D	06/15/2007	30	2	90
2007-99	FRASER	DUMANIS	NARCOTICS	WC	D	06/15/2007	30	0	30
2007-100	FRASER	DUMANIS	NARCOTICS	WC	D	06/15/2007	30	0	30
2007-101	FRASER	DUMANIS	NARCOTICS	WC	D	06/15/2007	30	0	30
2007-102	FRASER	DUMANIS	NARCOTICS	WC	D	06/19/2007	30	0	30
2007-103	FRASER	DUMANIS	NARCOTICS	WC	D	06/21/2007	30	3	120
2007-104	FRASER	DUMANIS	KIDNAPPING	WC,WO,EO	D	06/21/2007	18	1	32
2007-105	FRASER	DUMANIS	NARCOTICS	WC	D	06/26/2007	30	0	30
2007-106	FRASER	DUMANIS	NARCOTICS	WC	D	06/27/2007	30	2	90
2007-107	FRASER	DUMANIS	NARCOTICS	WC	D	06/28/2007	30	1	60
2007-108	FRASER	DUMANIS	NARCOTICS	WC	D	07/09/2007	30	2	90
2007-109	FRASER	DUMANIS	NARCOTICS	WC	D	07/10/2007	30	0	30
2007-110	FRASER	DUMANIS	NARCOTICS	WC	D	07/12/2007	30	0	30
2007-111	FRASER	DUMANIS	NARCOTICS	WC	D	07/19/2007	30	1	60
2007-112	FRASER	DUMANIS	NARCOTICS	WC	D	07/19/2007	30	1	60
2007-113	FRASER	DUMANIS	NARCOTICS	WC	D	07/25/2007	30	0	30
2007-114	FRASER	DUMANIS	NARCOTICS	WC	D	07/26/2007	30	1	60
2007-115	FRASER	DUMANIS	NARCOTICS	WC	D	07/26/2007	30	0	30
2007-116	FRASER	DUMANIS	NARCOTICS	WC	D	08/01/2007	30	0	30
2007-117	FRASER	DUMANIS	MURDER	WC	D	08/06/2007	30	0	30
2007-118	FRASER	DUMANIS	NARCOTICS	WC	D	08/09/2007	30	1	60
2007-119	FRASER	DUMANIS	NARCOTICS	WC	D	08/16/2007	30	0	30
2007-120	FRASER	DUMANIS	NARCOTICS	WC	D	08/23/2007	30	1	60
2007-121	FRASER	RODRIGUEZ	KIDNAPPING	WC,WO,EO	D	09/05/2007	30	0	30
2007-122	FRASER	DUMANIS	NARCOTICS	WC	D	09/11/2007	30	0	30
2007-123	FRASER	DUMANIS	MURDER	WC,WS	D,H	09/20/2007	30	1	60
2007-124	FRASER	DUMANIS	NARCOTICS	WC	D	10/01/2007	30	2	90
2007-125	FRASER	DUMANIS	NARCOTICS	WC	D	10/04/2007	30	0	30
2007-126	FRASER	DUMANIS	NARCOTICS	WC	D	10/28/2007	30	1	60
2007-127	FRASER	DUMANIS	OTHER	WC	D	10/29/2007	30	0	30
2007-128	FRASER	DUMANIS	NARCOTICS	WC,EO	D	11/06/2007	30	0	30

¹ The prosecuting official authorized the filing of the application under provisions of the state's statute. (See Table 1 for this state's statutory citation.)

² Type: WC = Cellular or Mobile Telephone (Wire), WS = Standard Telephone (Wire), WO = Other (Wire), OM = Microphone (Oral), OO = Other (Oral), ED = Digital Pager (Electronic), EE = Computer or E-Mail (Electronic), EF = Fax Machine (Electronic), EO = Other (Electronic).

³ Location: D = Portable Device, H = Personal Residence, B = Business, A = Public Area, O = Other Location, R = Roving (Relaxed Specification Order), N = Not Specified.

* The first four digits of the A.O. number represent the year in which the wiretap was terminated. Wiretaps that were terminated prior to 2007 were not reported previously because they were part of ongoing investigations.

TABLE B-1
STATE CALIFORNIA

CALENDAR YEAR 2007

**REPORT BY PROSECUTORS OF COURT-AUTHORIZED INTERCEPTS OF WIRE, ORAL, OR ELECTRONIC COMMUNICATIONS
PURSUANT TO 18 U.S.C. 2519**

A.O. Number *	Number Of Days in Oper- ation ⁴	Average Inter- cepts per Day	Number of ⁵			Costs		Number of						
			Persons Inter- cepted	Intercepts	Incrim- inating Intercepts	Total Cost in \$	Other Than Manpower in \$	Arrests	Trials	Motions to Suppress Intercepts ⁶			Persons Con- victed	
										G	D	P		
SAN DIEGO (CONTINUED)														
2007-97	7	-	-	-	-	7,596	7,596	-	-	-	-	-	-	-
2007-98	68	14	29	922	66	42,468	2,885	RELATED TO NO. 2007-5						
2007-99	18	-	-	-	-	10,670	1,495	-	-	-	-	-	-	-
2007-100	18	-	-	-	-	10,670	1,495	-	-	-	-	-	-	-
2007-101	27	66	19	1,777	161	16,144	1,495	RELATED TO NO. 2007-5						
2007-102	7	36	NR	252	18	3,595	1,495	RELATED TO NO. 2007-3						
2007-103	101	188	208	19,020	4,458	RELATED TO NO. 2007-74		RELATED TO NO. 2007-74						
2007-104	18	-	-	-	-	23,742	23,742	-	-	-	-	-	-	-
2007-105	30	50	65	1,503	159	20,644	2,400	RELATED TO NO. 2007-76						
2007-106	90	106	30	9,567	452	84,200	4,200	9	-	-	-	-	-	9
2007-107	55	22	18	1,197	15	35,306	2,190	RELATED TO NO. 2007-5						
2007-108	67	249	341	16,653	3,473	RELATED TO NO. 2007-74		RELATED TO NO. 2007-74						
2007-109	30	318	30	9,529	1,052	84,200	4,200	RELATED TO NO. 2007-106						
2007-110	28	-	1	2	-	18,523	1,495	-	-	-	-	-	-	-
2007-111	34	54	26	1,837	382	22,867	2,190	RELATED TO NO. 2007-5						
2007-112	34	34	20	1,146	55	22,867	2,190	RELATED TO NO. 2007-5						
2007-113	29	23	24	675	53	19,132	1,495	RELATED TO NO. 2007-5						
2007-114	50	513	296	25,658	7,510	RELATED TO NO. 2007-74		RELATED TO NO. 2007-74						
2007-115	30	73	120	2,192	271	22,944	4,700	RELATED TO NO. 2007-76						
2007-116	19	13	188	252	18	3,595	1,495	RELATED TO NO. 2007-3						
2007-117	30	138	326	4,127	908	39,131	4,247	-	-	-	-	-	-	-
2007-118	46	110	163	5,041	1,714	RELATED TO NO. 2007-74		RELATED TO NO. 2007-74						
2007-119	30	367	25	11,011	570	84,200	4,200	3	-	-	-	-	-	2
2007-120	60	322	25	19,306	1,033	84,200	4,200	-	-	-	-	-	-	-
2007-121	19	119	82	2,263	323	20,090	2,400	-	-	-	-	-	-	-
2007-122	13	43	16	559	8	39,226	1,495	-	-	-	-	-	-	-
2007-123	48	41	209	1,962	251	77,730	9,730	2	-	-	-	-	-	-
2007-124	74	136	115	10,044	1,834	76,088	8,200	32	-	-	-	-	-	-
2007-125	30	202	15	6,072	441	32,800	2,800	-	-	-	-	-	-	-
2007-126	46	60	61	2,739	676	RELATED TO NO. 2007-124		RELATED TO NO. 2007-124						
2007-127	30	179	248	5,361	216	74,863	6,585	1	-	-	-	-	-	-
2007-128	30	119	350	3,565	468	19,414	3,200	9	-	-	-	-	-	-

⁴ NI indicates never installed. I indicates installed but never used. NP indicates no prosecutor's report.

⁵ NR indicates not reported or could not be determined.

⁶ Motions: G = Granted, D = Denied, P = Pending.

* The first four digits of the A.O. number represent the year in which the wiretap was terminated. Wiretaps that were terminated prior to 2007 were not reported previously because they were part of ongoing investigations.

TABLE B-1
STATE CALIFORNIA

CALENDAR YEAR 2007

**REPORT BY JUDGES OF COURT-AUTHORIZED INTERCEPTS OF WIRE, ORAL, OR ELECTRONIC COMMUNICATIONS
PURSUANT TO 18 U.S.C. 2519**

A.O. Number *	Authorizing Official		Offense Specified	Intercept		Date of Application	Authorized Length		
	Judge	Prosecutor ¹		Type ²	Location ³		Original Order (Days)	Number of Extensions	Total Length (Days)
SAN DIEGO (CONTINUED)									
2007-129	FRASER	DUMANIS	NARCOTICS	WC	D	11/07/2007	30	0	30
2007-130	FRASER	DUMANIS	NARCOTICS	WC	D	11/08/2007	30	0	30
2007-131	FRASER	DUMANIS	NARCOTICS	WC	D	11/28/2007	30	0	30
2007-132	FRASER	DUMANIS	NARCOTICS	WC	D	12/07/2007	30	0	30
2006-81	DEDDEH	DUMANIS	NARCOTICS	WC	D	10/14/2005	30	3	120
2006-82	DEDDEH	DUMANIS	NARCOTICS	WC	D	10/26/2005	30	2	90
2006-83	DEDDEH	DUMANIS	NARCOTICS	WC	D	10/26/2005	30	2	90
2006-84	DEDDEH	DUMANIS	NARCOTICS	WC	D	11/10/2005	30	2	90
2006-85	DEDDEH	DUMANIS	NARCOTICS	WC	D	12/07/2005	30	1	60
2006-86	DEDDEH	DUMANIS	NARCOTICS	WC	D	12/07/2005	30	1	60
2006-87	DEDDEH	DUMANIS	NARCOTICS	WC	D	12/09/2005	30	0	30
2006-88	DEDDEH	DUMANIS	NARCOTICS	WC	D	12/09/2005	30	1	60
2006-89	DEDDEH	DUMANIS	NARCOTICS	WC	D	12/19/2005	30	2	90
2006-90	DEDDEH	DUMANIS	NARCOTICS	WC	D	12/19/2005	30	0	30
2006-91	SO	FOX	MURDER	WC,WS,ED,WO	D,H	04/06/2006	30	1	60
2006-92	DEDDEH	HICKEY	NARCOTICS	WC,WS	D,H	05/22/2006	30	2	90
2006-93	DEDDEH	RODRIGUEZ	NARCOTICS	WC	D	08/02/2006	30	0	30
2006-94	DEDDEH	DUMANIS	NARCOTICS	WC	D	10/27/2006	30	0	30
2006-95	DEDDEH	DUMANIS	NARCOTICS	WC	D	11/30/2006	30	0	30
SAN FRANCISCO									
2007-1	BENSON	GLUNTINI	MURDER	WC	D	11/08/2007	30	0	30
2007-2	BENSON	GLUNTINI	MURDER	WC	D	11/15/2007	30	0	30
2007-3	BENSON	GLUNTINI	MURDER	WC	D	11/20/2007	30	0	30
2007-4	BENSON	GLUNTINI	MURDER	WC	D	11/27/2007	30	0	30
SAN JOAQUIN									
2007-1	GUILIANI	BUSUTTL	MURDER	WC,EE,ED	D	03/14/2007	30	2	90
SAN LUIS OBISPO									
2007-1	GARRETT	SHEA	NARCOTICS	WC	D	05/08/2007	30	0	30
2007-2	GARRETT	SHEA	NARCOTICS	WC	D	06/04/2007	30	1	60
2007-3	GARRETT	SHEA	NARCOTICS	WC	D	06/04/2007	30	0	30
2007-4	GARRETT	SHEA	NARCOTICS	WC	D	07/03/2007	30	0	30

¹ The prosecuting official authorized the filing of the application under provisions of the state's statute. (See Table 1 for this state's statutory citation.)

² Type: WC = Cellular or Mobile Telephone (Wire), WS = Standard Telephone (Wire), WO = Other (Wire), OM = Microphone (Oral), OO = Other (Oral), ED = Digital Pager (Electronic), EE = Computer or E-Mail (Electronic), EF = Fax Machine (Electronic), EO = Other (Electronic).

³ Location: D = Portable Device, H = Personal Residence, B = Business, A = Public Area, O = Other Location, R = Roving (Relaxed Specification Order), N = Not Specified.

* The first four digits of the A.O. number represent the year in which the wiretap was terminated. Wiretaps that were terminated prior to 2007 were not reported previously because they were part of ongoing investigations.

TABLE B-1
STATE CALIFORNIA

CALENDAR YEAR 2007

**REPORT BY PROSECUTORS OF COURT-AUTHORIZED INTERCEPTS OF WIRE, ORAL, OR ELECTRONIC COMMUNICATIONS
PURSUANT TO 18 U.S.C. 2519**

A.O. Number *	Number Of Days in Oper- ation ⁴	Average Inter- cepts per Day	Number of ⁵			Costs		Number of					
			Persons Inter- cepted	Intercepts	Incrim- inating Intercepts	Total Cost in \$	Other Than Manpower in \$	Arrests	Trials	Motions to Suppress Intercepts ⁶			Persons Con- victed
										G	D	P	
SAN DIEGO (CONTINUED)													
2007-129	I				3,000		"						
2007-130	13	43	16	559	8	17,845	1,495	-	-	-	-	-	-
2007-131	13	25	8	320	50	10,406	2,500	-	-	-	-	-	-
2007-132	7	99	130	691	216	RELATED TO NO. 2007-124		RELATED TO NO. 2007-124					
2006-81	79	62	93	4,934	420	38,628	4,500	-	-	-	-	-	-
2006-82	67	21	17	1,410	196	33,444	4,500	-	-	-	-	-	-
2006-83	90	83	NR	7,493	972	20,144	10,500	-	-	-	-	-	-
2006-84	52	63	104	3,296	222	26,964	4,500	-	-	-	-	-	-
2006-85	25	36	7	890	131	14,300	3,500	-	-	-	-	-	-
2006-86	25	18	9	454	18	14,300	3,500	-	-	-	-	-	-
2006-87	23	13	12	299	55	13,436	3,500	-	-	-	-	-	-
2006-88	23	55	24	1,267	163	13,436	3,500	-	-	-	-	-	-
2006-89	62	34	NR	2,128	289	13,144	3,500	-	-	-	-	-	-
2006-90	13	50	5	655	164	9,116	3,500	-	-	-	-	-	-
2006-91	38	207	173	7,877	359	59,805	3,293	17	-	-	-	-	2
2006-92	87	57	131	4,942	341	92,664	6,250	5	-	-	-	-	-
2006-93	30	42	36	1,274	72	23,977	2,000	4	1	-	-	-	3
2006-94	10	-	-	5	-	-	-	-	-	-	-	-	-
2006-95	30	505	45	15,155	1,125	28,600	5,600	4	-	-	-	-	4
SAN FRANCISCO													
2007-1	30	274	NR	8,217	314	202,757	8,000	1	-	-	-	-	-
2007-2	29	11	NR	319	31	RELATED TO NO. 2007-1		RELATED TO NO. 2007-1					
2007-3	27	144	NR	3,891	106	RELATED TO NO. 2007-1		RELATED TO NO. 2007-1					
2007-4	20	138	NR	2,758	25	RELATED TO NO. 2007-1		RELATED TO NO. 2007-1					
SAN JOAQUIN													
2007-1	90	304	376	27,397	2,267	-	-	46	-	-	-	-	28
SAN LUIS OBISPO													
2007-1	30	338	150	10,135	826	21,845	3,600	19	-	-	-	1	15
2007-2	59	33	81	1,942	200	40,290	3,800	-	-	-	-	-	-
2007-3	30	34	30	1,007	178	21,845	3,600	-	-	-	-	-	-
2007-4	30	9	30	267	67	RELATED TO NO. 2007-1		RELATED TO NO. 2007-1					

⁴ NI indicates never installed. I indicates installed but never used. NP indicates no prosecutor's report.

⁵ NR indicates not reported or could not be determined.

⁶ Motions: G = Granted, D = Denied, P = Pending.

* The first four digits of the A.O. number represent the year in which the wiretap was terminated. Wiretaps that were terminated prior to 2007 were not reported previously because they were part of ongoing investigations.

TABLE B-1
STATE CALIFORNIA

CALENDAR YEAR 2007

**REPORT BY JUDGES OF COURT-AUTHORIZED INTERCEPTS OF WIRE, ORAL, OR ELECTRONIC COMMUNICATIONS
PURSUANT TO 18 U.S.C. 2519**

A.O. Number *	Authorizing Official		Offense Specified	Intercept		Date of Application	Authorized Length		
	Judge	Prosecutor ¹		Type ²	Location ³		Original Order (Days)	Number of Extensions	Total Length (Days)
SAN MATEO									
2007-1	PARSONS	FOX	MURDER	WC	D	03/13/2007	30	0	30
2007-2	PARSONS	FOX	MURDER	WC	D	03/15/2007	30	0	30
2007-3	PARSONS	FOX	MURDER	WC,WS	D	03/28/2007	17	0	17
SANTA BARBARA									
2007-1	GARCIA	MARTINEZ	NARCOTICS	WC	D	09/11/2007	30	0	30
2007-2	GARCIA	MARTINEZ	MURDER	WC	D	10/11/2007	30	0	30
2007-3	RIGALI	MARTINEZ	NARCOTICS	WC	D	11/09/2007	30	0	30
SANTA CLARA									
2007-1	BROWN	CARR	NARCOTICS	WC	D	08/01/2007	30	0	30
SOLANO									
2007-1	FOOR	PAULSON	MURDER	WC,OO	D	08/30/2007	30	0	30
SONOMA									
2007-1	BOYD	PASSALACQUA	NARCOTICS	WC	D	03/14/2007	19	0	19
2007-2	BOYD	PASSALACQUA	NARCOTICS	WC	D	04/20/2007	30	0	30
STANISLAUS									
2007-1	BEGEN	FLADAGER	NARCOTICS	WC	D	12/05/2006	30	1	60
2007-2	BEGEN	FLADAGER	NARCOTICS	WC	D	01/19/2007	30	0	30
2007-3	BEGEN	FLADAGER	MURDER	WC	D	02/20/2007	30	1	60
2007-4	BEGEN	FLADAGER	MURDER	WC	D	02/24/2007	30	1	60
2007-5	BEGEN	FLADAGER	NARCOTICS	WC	D	03/26/2007	30	0	30
2007-6	BEGEN	SHIPLEY	MURDER	WC	D	03/29/2007	30	0	30
2007-7	MCFADDEN	FLADAGER	NARCOTICS	WC	D	04/12/2007	30	0	30
2007-8	MCFADDEN	FLADAGER	NARCOTICS	WC	D	08/20/2007	30	0	30
2007-9	ASHLEY	FLADAGER	NARCOTICS	WC	D	09/26/2007	30	0	30
VENTURA									
2007-1	SMILEY	TOTTEN	MURDER	WC,WS	D,H	01/06/2007	30	0	30
2007-2	WHITE	TOTTEN	MURDER	WC	D	01/06/2007	30	0	30
2007-3	SMILEY	TOTTEN	MURDER	WC	D	01/12/2007	30	0	30
2007-4	SMILEY	TOTTEN	MURDER	WC	D	01/13/2007	30	0	30
2007-5	WHITE	TOTTEN	MURDER	WC	D	01/17/2007	30	0	30
2007-6	WHITE	TOTTEN	MURDER	WC	D	01/24/2007	30	0	30
2007-7	MCGEE	TOTTEN	NARCOTICS	WC	D	01/25/2007	30	0	30

¹ The prosecuting official authorized the filing of the application under provisions of the state's statute. (See Table 1 for this state's statutory citation.)

² Type: WC = Cellular or Mobile Telephone (Wire), WS = Standard Telephone (Wire), WO = Other (Wire), OM = Microphone (Oral), OO = Other (Oral), ED = Digital Pager (Electronic), EE = Computer or E-Mail (Electronic), EF = Fax Machine (Electronic), EO = Other (Electronic).

³ Location: D = Portable Device, H = Personal Residence, B = Business, A = Public Area, O = Other Location, R = Roving (Relaxed Specification Order), N = Not Specified.

* The first four digits of the A.O. number represent the year in which the wiretap was terminated. Wiretaps that were terminated prior to 2007 were not reported previously because they were part of ongoing investigations.

TABLE B-1
STATE CALIFORNIA

CALENDAR YEAR 2007

**REPORT BY PROSECUTORS OF COURT-AUTHORIZED INTERCEPTS OF WIRE, ORAL, OR ELECTRONIC COMMUNICATIONS
PURSUANT TO 18 U.S.C. 2519**

A.O. Number *	Number Of Days in Oper- ation ⁴	Average Inter- cepts per Day	Number of ⁵			Costs		Number of					
			Persons Inter- cepted	Intercepts	Incrim- inating Intercepts	Total Cost in \$	Other Than Manpower in \$	Arrests	Trials	Motions to Suppress Intercepts ⁶			Persons Con- victed
										G	D	P	
SAN MATEO													
2007-1	7	353	152	2,469	99	40,500	10,000	1	-	-	-	-	-
2007-2	30	156	257	4,692	235	60,000	12,000	-	-	-	-	-	-
2007-3	17	40	NR	675	6	RELATED TO NO. 2007-2		-	-	-	-	-	-
SANTA BARBARA													
2007-1	30	146	133	4,374	427	21,845	3,600	13	-	-	-	-	-
2007-2	22	9	121	201	38	29,700	6,475	-	-	-	-	-	-
2007-3	6	3	NR	20	-	3,600	3,600	-	-	-	-	-	-
SANTA CLARA													
2007-1	16	31	86	492	82	49,200	8,200	5	-	-	-	-	-
SOLANO													
2007-1	11	33	12	365	-	95,104	10,850	-	-	-	-	-	-
SONOMA													
2007-1	19	91	168	1,727	32	62,000	3,200	2	-	-	-	-	-
2007-2	30	89	202	2,660	89	124,470	3,850	2	-	-	-	-	-
STANISLAUS													
2007-1	25	48	55	1,204	256	36,760	17,260	4	-	-	-	-	-
2007-2	12	32	41	387	131	36,760	17,260	RELATED TO NO. 2007-1					
2007-3	44	107	139	4,700	416	65,000	5,000	-	-	-	-	-	-
2007-4	48	71	191	3,401	513	RELATED TO NO. 2007-3		-	-	-	-	-	-
2007-5	28	11	49	296	59	15,800	2,800	3	-	-	-	-	-
2007-6	15	54	48	808	48	RELATED TO NO. 2007-3		-	-	-	-	-	-
2007-7	30	7	16	201	54	36,760	17,260	4	-	-	-	-	-
2007-8	19	58	61	1,104	298	25,516	4,106	-	-	-	-	-	-
2007-9	27	38	53	1,022	242	RELATED TO NO. 2007-8		-	-	-	-	-	-
VENTURA													
2007-1	30	43	637	1,282	62	38,304	10,500	-	-	-	-	-	-
2007-2	24	178	439	4,268	283	76,922	11,422	1	-	-	-	-	-
2007-3	22	NR	NR	NR	NR	83,947	4,500	3	-	-	-	-	-
2007-4	15	894	1,132	13,414	965	RELATED TO NO. 2007-3		RELATED TO NO. 2007-3					
2007-5	27	NR	NR	NR	NR	RELATED TO NO. 2007-2		RELATED TO NO. 2007-2					
2007-6	16	NR	NR	NR	NR	RELATED TO NO. 2007-2		RELATED TO NO. 2007-2					
2007-7	13	1909	97	24,812	620	38,600	600	10	-	-	-	1	2

⁴ NI indicates never installed. I indicates installed but never used. NP indicates no prosecutor's report.

⁵ NR indicates not reported or could not be determined.

⁶ Motions: G = Granted, D = Denied, P = Pending.

* The first four digits of the A.O. number represent the year in which the wiretap was terminated. Wiretaps that were terminated prior to 2007 were not reported previously because they were part of ongoing investigations.

TABLE B-1
STATE CALIFORNIA

CALENDAR YEAR 2007

**REPORT BY JUDGES OF COURT-AUTHORIZED INTERCEPTS OF WIRE, ORAL, OR ELECTRONIC COMMUNICATIONS
PURSUANT TO 18 U.S.C. 2519**

A.O. Number *	Authorizing Official		Offense Specified	Intercept		Date of Application	Authorized Length		
	Judge	Prosecutor ¹		Type ²	Location ³		Original Order (Days)	Number of Extensions	Total Length (Days)
VENTURA (CONTINUED)									
2007-8	WHITE	TOTTEN	MURDER	WC	D	02/01/2007	30	0	30
2007-9	SMILEY	TOTTEN	MURDER	WC,WS	D,H	02/14/2007	30	0	30
2007-10	MCGEE	TOTTEN	NARCOTICS	WC	D	02/14/2007	30	0	30
2007-11	WHITE	TOTTEN	MURDER	WC	D	03/01/2007	30	0	30
2007-12	WHITE	TOTTEN	MURDER	WC	D	03/08/2007	30	0	30
2007-13	MCGEE	TOTTEN	NARCOTICS	WC	D	03/09/2007	30	1	60
2007-14	WHITE	TOTTEN	MURDER	WC	D	03/12/2007	30	0	30
2007-15	MURPHY	TOTTEN	NARCOTICS	WC	D	03/23/2007	30	0	30
2007-16	MCGEE	TOTTEN	NARCOTICS	WC	D	03/23/2007	30	0	30
2007-17	MCGEE	TOTTEN	NARCOTICS	WC	D	04/24/2007	30	2	90
2007-18	MCGEE	TOTTEN	NARCOTICS	WC	D	04/30/2007	30	0	30
2007-19	MCGEE	TOTTEN	NARCOTICS	WC	D	05/01/2007	30	0	30
2007-20	BRODIE	TOTTEN	MURDER	WC	D	05/22/2007	30	0	30
2007-21	BRODIE	TOTTEN	MURDER	WC	D	05/29/2007	30	0	30
2007-22	MCGEE	TOTTEN	NARCOTICS	WC	D	06/12/2007	30	0	30
2007-23	MCGEE	TOTTEN	NARCOTICS	WC	D	07/19/2007	30	1	60
2007-24	WHITE	TOTTEN	NARCOTICS	WC	D	08/16/2007	30	1	52
2007-25	SMILEY	TOTTEN	MURDER	WC,WS	D,H	08/17/2007	30	0	30
2007-26	WHITE	TOTTEN	NARCOTICS	WC	D	09/04/2007	30	0	30
2007-27	SMILEY	TOTTEN	MURDER	WC	D	09/07/2007	30	0	30
2007-28	SMILEY	TOTTEN	MURDER	WC	D	09/16/2007	30	0	30
2007-29	SMILEY	TOTTEN	MURDER	WC	D	09/21/2007	30	0	30

¹ The prosecuting official authorized the filing of the application under provisions of the state's statute. (See Table 1 for this state's statutory citation.)

² Type: WC = Cellular or Mobile Telephone (Wire), WS = Standard Telephone (Wire), WO = Other (Wire), OM = Microphone (Oral), OO = Other (Oral), ED = Digital Pager (Electronic), EE = Computer or E-Mail (Electronic), EF = Fax Machine (Electronic), EO = Other (Electronic).

³ Location: D = Portable Device, H = Personal Residence, B = Business, A = Public Area, O = Other Location, R = Roving (Relaxed Specification Order), N = Not Specified.

* The first four digits of the A.O. number represent the year in which the wiretap was terminated. Wiretaps that were terminated prior to 2007 were not reported previously because they were part of ongoing investigations.

TABLE B-1
STATE CALIFORNIA

CALENDAR YEAR 2007

REPORT BY PROSECUTORS OF COURT-AUTHORIZED INTERCEPTS OF WIRE, ORAL, OR ELECTRONIC COMMUNICATIONS
PURSUANT TO 18 U.S.C. 2519

A.O. Number *	Number Of Days in Oper- ation ⁴	Average Inter- cepts per Day	Number of ⁵			Costs		Number of						
			Persons Inter- cepted	Intercepts	Incrim- inating Intercepts	Total Cost in \$	Other Than Manpower in \$	Arrests	Trials	Motions to Suppress Intercepts ⁶			Persons Con- victed	
										G	D	P		
VENTURA (CONTINUED)														
2007-8	NP	-	-	-	-	-	-	-	-	-	-	-	-	-
2007-9	30	NR	NR	NR	NR	RELATED TO NO. 2007-1		-	-	-	-	-	-	-
2007-10	25	992	97	24,812	620	RELATED TO NO. 2007-7		RELATED TO NO. 2007-7						
2007-11	30	NR	NR	NR	NR	103,988	7,500	-	-	-	-	-	-	-
2007-12	30	NR	NR	NR	NR	RELATED TO NO. 2007-11		-	-	-	-	-	-	-
2007-13	57	171	347	9,736	1,099	66,088	5,000	16	-	-	-	-	-	-
2007-14	30	NR	NR	NR	NR	RELATED TO NO. 2007-11		-	-	-	-	-	-	-
2007-15	13	75	120	970	440	34,328	3,500	4	-	-	-	-	-	4
2007-16	30	30	98	894	114	18,244	-	4	-	-	-	-	-	-
2007-17	55	59	283	3,262	1,592	138,000	18,000	5	-	-	-	-	-	5
2007-18	29	NR	NR	NR	NR	131,010	4,000	-	-	-	-	-	-	-
2007-19	29	31	98	894	114	RELATED TO NO. 2007-16		RELATED TO NO. 2007-16						
2007-20	30	NR	NR	NR	NR	RELATED TO NO. 2007-11		-	-	-	-	-	-	-
2007-21	30	NR	NR	NR	NR	RELATED TO NO. 2007-11		-	-	-	-	-	-	-
2007-22	29	105	74	3,035	90	RELATED TO NO. 2007-18		-	-	-	-	-	-	-
2007-23	43	13	65	559	153	98,445	3,500	2	-	-	-	-	-	2
2007-24	52	43	NR	2,232	201	80,270	40,270	2	-	-	-	-	-	-
2007-25	29	27	212	792	168	43,029	9,500	1	-	-	-	-	-	1
2007-26	16	14	13	220	11	12,330	2,600	-	-	-	-	-	-	-
2007-27	30	NR	NR	NR	NR	RELATED TO NO. 2007-25		RELATED TO NO. 2007-25						
2007-28	30	NR	NR	NR	NR	RELATED TO NO. 2007-25		RELATED TO NO. 2007-25						
2007-29	30	NR	NR	NR	NR	RELATED TO NO. 2007-25		RELATED TO NO. 2007-25						

⁴ NI indicates never installed. I indicates installed but never used. NP indicates no prosecutor's report.

⁵ NR indicates not reported or could not be determined.

⁶ Motions: G = Granted, D = Denied, P = Pending.

* The first four digits of the A.O. number represent the year in which the wiretap was terminated. Wiretaps that were terminated prior to 2007 were not reported previously because they were part of ongoing investigations.

TABLE B-1
STATE COLORADO

CALENDAR YEAR 2007

**REPORT BY JUDGES OF COURT-AUTHORIZED INTERCEPTS OF WIRE, ORAL, OR ELECTRONIC COMMUNICATIONS
PURSUANT TO 18 U.S.C. 2519**

A.O. Number *	Authorizing Official		Offense Specified	Intercept		Date of Application	Authorized Length		
	Judge	Prosecutor ¹		Type ²	Location ³		Original Order (Days)	Number of Extensions	Total Length (Days)
1ST JUDICIAL DISTRICT (JEFFERSON)									
2007-1	ENQUIST	STOREY	NARCOTICS	WC	D	05/07/2007	30	0	30
2007-2	ENQUIST	STOREY	NARCOTICS	WC	D	05/18/2007	30	1	60
2007-3	ENQUIST	STOREY	NARCOTICS	WC	D	05/25/2007	30	1	60
2007-4	ENQUIST	STOREY	NARCOTICS	WC	D	05/31/2007	30	0	30
2007-5	ENQUIST	STOREY	NARCOTICS	WC	D	06/28/2007	30	0	30
2007-6	ENQUIST	STOREY	NARCOTICS	WC	D	07/10/2007	30	1	60
2007-7	ENQUIST	STOREY	NARCOTICS	WC	D	07/10/2007	30	1	60
2007-8	ENQUIST	STOREY	NARCOTICS	WC	D	07/18/2007	30	1	60
2007-9	ENQUIST	STOREY	NARCOTICS	WC	D	07/18/2007	30	1	60
2007-10	ENQUIST	STOREY	NARCOTICS	WC	D	08/09/2007	30	0	30
2007-11	ENQUIST	STOREY	NARCOTICS	WC	D	08/09/2007	30	1	60
2007-12	ENQUIST	STOREY	NARCOTICS	WC	D	09/26/2007	30	0	30
4TH JUDICIAL DISTRICT (EL PASO)									
2007-1	MARTINEZ	NEWSOME	NARCOTICS	WC	D	10/23/2006	30	1	60
2007-2	MARTINEZ	NEWSOME	NARCOTICS	WC	D	11/30/2006	30	0	30
2007-3	MARTINEZ	NEWSOME	NARCOTICS	WC	D	12/13/2006	30	0	30
2007-4	MARTINEZ	NEWSOME	NARCOTICS	WC	D	12/13/2006	30	0	30
2007-5	SAMELSON	NEWSOME	NARCOTICS	WC	D	01/22/2007	30	0	30
2007-6	MARTINEZ	NEWSOME	NARCOTICS	WC	D	01/24/2007	30	1	60
2007-7	SAMELSON	NEWSOME	NARCOTICS	WC	D	02/20/2007	30	0	30
2007-8	SAMELSON	NEWSOME	NARCOTICS	WC	D	03/15/2007	30	1	60
2007-9	MARTINEZ	NEWSOME	NARCOTICS	WC	D	03/28/2007	30	0	30
2007-10	MARTINEZ	NEWSOME	NARCOTICS	WC	D	03/28/2007	30	0	30
2007-11	SAMELSON	NEWSOME	NARCOTICS	WC	D	04/12/2007	30	1	60
2007-12	SAMELSON	NEWSOME	NARCOTICS	WC	D	04/24/2007	30	1	60
2007-13	SAMELSON	NEWSOME	NARCOTICS	WC	D	05/23/2007	30	1	60
2007-14	SAMELSON	NEWSOME	NARCOTICS	WC	D	05/31/2007	30	1	60
2007-15	SAMELSON	NEWSOME	NARCOTICS	WC	D	06/27/2007	30	0	30
2007-16	SAMELSON	NEWSOME	NARCOTICS	WC	D	06/27/2007	30	0	30
2007-17	SAMELSON	NEWSOME	NARCOTICS	WC	D	07/10/2007	30	0	30
2007-18	WERNER	NEWSOME	KIDNAPPING	WC	D	07/11/2007	2	0	2
2007-19	SAMELSON	NEWSOME	NARCOTICS	WC	D	07/17/2007	30	0	30

¹ The prosecuting official authorized the filing of the application under provisions of the state's statute. (See Table 1 for this state's statutory citation.)

² Type: WC = Cellular or Mobile Telephone (Wire), WS = Standard Telephone (Wire), WO = Other (Wire), OM = Microphone (Oral), OO = Other (Oral), ED = Digital Pager (Electronic), EE = Computer or E-Mail (Electronic), EF = Fax Machine (Electronic), EO = Other (Electronic).

³ Location: D = Portable Device, H = Personal Residence, B = Business, A = Public Area, O = Other Location, R = Roving (Relaxed Specification Order), N = Not Specified.

* The first four digits of the A.O. number represent the year in which the wiretap was terminated. Wiretaps that were terminated prior to 2007 were not reported previously because they were part of ongoing investigations.

TABLE B-1
STATE COLORADO

CALENDAR YEAR 2007

**REPORT BY PROSECUTORS OF COURT-AUTHORIZED INTERCEPTS OF WIRE, ORAL, OR ELECTRONIC COMMUNICATIONS
PURSUANT TO 18 U.S.C. 2519**

A.O. Number *	Number Of Days in Oper- ation ⁴	Average Inter- cepts per Day	Number of ⁵			Costs		Number of					
			Persons Inter- cepted	Intercepts	Incrim- inating Intercepts	Total Cost in \$	Other Than Manpower in \$	Arrests	Trials	Motions to Suppress Intercepts ⁶			Persons Con- victed
										G	D	P	
1ST JUDICIAL DISTRICT (JEFFERSON)													
2007-1	21	119	130	2,499	261	541,581	12,796	29	-	-	-	-	-
2007-2	56	113	286	6,307	2,252	RELATED TO NO. 2007-1		RELATED TO NO. 2007-1					
2007-3	53	22	142	1,162	366	RELATED TO NO. 2007-1		RELATED TO NO. 2007-1					
2007-4	30	90	146	2,705	255	RELATED TO NO. 2007-1		RELATED TO NO. 2007-1					
2007-5	30	90	212	2,690	96	RELATED TO NO. 2007-1		RELATED TO NO. 2007-1					
2007-6	60	42	274	2,521	696	RELATED TO NO. 2007-1		RELATED TO NO. 2007-1					
2007-7	58	104	42	6,015	1,767	RELATED TO NO. 2007-1		RELATED TO NO. 2007-1					
2007-8	42	62	40	2,617	638	RELATED TO NO. 2007-1		RELATED TO NO. 2007-1					
2007-9	48	13	96	631	205	RELATED TO NO. 2007-1		RELATED TO NO. 2007-1					
2007-10	20	22	25	450	49	RELATED TO NO. 2007-1		RELATED TO NO. 2007-1					
2007-11	60	40	155	2,409	420	RELATED TO NO. 2007-1		RELATED TO NO. 2007-1					
2007-12	30	79	46	2,384	560	RELATED TO NO. 2007-1		RELATED TO NO. 2007-1					
4TH JUDICIAL DISTRICT (EL PASO)													
2007-1	60	86	42	5,134	913	66,940	3,100	-	-	-	-	-	-
2007-2	30	3	NR	89	NR	34,200	-	-	-	-	-	-	-
2007-3	13	-	-	-	-	15,750	2,750	-	-	-	-	-	-
2007-4	13	NR	NR	NR	NR	15,750	2,750	1	-	-	-	-	-
2007-5	29	NR	NR	NR	NR	8,700	-	6	-	-	-	-	5
2007-6	60	47	71	2,791	492	176,690	5,800	RELATED TO NO. 2007-4					
2007-7	30	NR	NR	NR	NR	2,900	-	RELATED TO NO. 2007-5					
2007-8	38	72	79	2,740	787	64,144	8,700	RELATED TO NO. 2007-5					
2007-9	19	25	24	470	195	47,871	2,900	RELATED TO NO. 2007-5					
2007-10	30	1	3	42	-	47,723	2,750	RELATED TO NO. 2007-4					
2007-11	57	29	51	1,655	521	88,345	2,900	RELATED TO NO. 2007-5					
2007-12	59	14	28	853	330	91,343	2,900	RELATED TO NO. 2007-5					
2007-13	59	13	NR	745	317	47,871	2,900	RELATED TO NO. 2007-5					
2007-14	57	42	75	2,368	567	63,421	4,400	-	-	-	-	-	-
2007-15	30	30	37	911	425	33,264	2,200	-	-	-	-	-	-
2007-16	30	32	19	959	254	47,871	2,900	RELATED TO NO. 2007-5					
2007-17	29	43	65	1,248	348	27,466	3,200	4	-	-	-	-	-
2007-18	2	-	-	-	NR	-	-	3	-	-	-	-	-
2007-19	22	91	45	2,006	214	15,085	3,200	2	-	-	-	-	-

⁴ NI indicates never installed. I indicates installed but never used. NP indicates no prosecutor's report.

⁵ NR indicates not reported or could not be determined.

⁶ Motions: G = Granted, D = Denied, P = Pending.

* The first four digits of the A.O. number represent the year in which the wiretap was terminated. Wiretaps that were terminated prior to 2007 were not reported previously because they were part of ongoing investigations.

TABLE B-1
STATE COLORADO

CALENDAR YEAR 2007

**REPORT BY JUDGES OF COURT-AUTHORIZED INTERCEPTS OF WIRE, ORAL, OR ELECTRONIC COMMUNICATIONS
PURSUANT TO 18 U.S.C. 2519**

A.O. Number *	Authorizing Official		Offense Specified	Intercept		Date of Application	Authorized Length		
	Judge	Prosecutor ¹		Type ²	Location ³		Original Order (Days)	Number of Extensions	Total Length (Days)
4TH JUDICIAL DISTRICT (EL PASO) (CONTINUED)									
2007-20	SAMELSON	NEWSOME	NARCOTICS	WC	D	08/21/2007	30	0	30
2007-21	SAMELSON	NEWSOME	NARCOTICS	WC	D	08/21/2007	30	0	30
2007-22	SAMELSON	NEWSOME	NARCOTICS	WC	D	08/21/2007	30	0	30
2007-23	SCHWARTZ	NEWSOME	NARCOTICS	WC	D	09/05/2007	30	0	30
2007-24	SAMELSON	NEWSOME	NARCOTICS	WC	D	09/20/2007	30	0	30
2007-25	SAMELSON	NEWSOME	NARCOTICS	WC	D	09/20/2007	30	0	30
2007-26	SAMELSON	NEWSOME	NARCOTICS	WC	D	09/20/2007	30	0	30
2007-27	SAMELSON	NEWSOME	NARCOTICS	WC	D	09/20/2007	30	0	30
2007-28	SAMELSON	NEWSOME	NARCOTICS	WC	D	10/22/2007	30	0	30
2007-29	SAMELSON	NEWSOME	NARCOTICS	WC	D	10/29/2007	30	0	30
2007-30	SAMELSON	NEWSOME	NARCOTICS	WC	D	11/06/2007	30	0	30
2007-31	SAMELSON	NEWSOME	NARCOTICS	WC	D	11/20/2007	30	0	30
2007-32	SAMELSON	NEWSOME	NARCOTICS	WC	D	11/26/2007	30	0	30
2007-33	SAMELSON	NEWSOME	NARCOTICS	WC	D	12/03/2007	30	0	30
10TH JUDICIAL DISTRICT (PUEBLO)									
2007-1	REYES	THIEBAUT	NARCOTICS	WC	D	02/14/2007	30	0	30
2007-2	REYES	THIEBAUT	NARCOTICS	WC	D	03/02/2007	30	0	30
21ST JUDICIAL DISTRICT (MESA)									
2007-1	BOTTGER	RUBINSTEIN	NARCOTICS	WC	D	03/27/2007	30	0	30
2007-2	BOTTGER	RUBINSTEIN	NARCOTICS	WC	D	04/24/2007	30	0	30
2007-3	BOTTGER	RUBINSTEIN	NARCOTICS	WC	D	05/07/2007	30	0	30

¹ The prosecuting official authorized the filing of the application under provisions of the state's statute. (See Table 1 for this state's statutory citation.)

² Type: WC = Cellular or Mobile Telephone (Wire), WS = Standard Telephone (Wire), WO = Other (Wire), OM = Microphone (Oral), OO = Other (Oral), ED = Digital Pager (Electronic), EE = Computer or E-Mail (Electronic), EF = Fax Machine (Electronic), EO = Other (Electronic).

³ Location: D = Portable Device, H = Personal Residence, B = Business, A = Public Area, O = Other Location, R = Roving (Relaxed Specification Order), N = Not Specified.

* The first four digits of the A.O. number represent the year in which the wiretap was terminated. Wiretaps that were terminated prior to 2007 were not reported previously because they were part of ongoing investigations.

TABLE B-1
STATE COLORADO

CALENDAR YEAR 2007

REPORT BY PROSECUTORS OF COURT-AUTHORIZED INTERCEPTS OF WIRE, ORAL, OR ELECTRONIC COMMUNICATIONS
PURSUANT TO 18 U.S.C. 2519

A.O. Number *	Number Of Days in Oper- ation ⁴	Average Inter- cepts per Day	Number of ⁵			Costs		Number of						
			Persons Inter- cepted	Intercepts	Incrim- inating Intercepts	Total Cost in \$	Other Than Manpower in \$	Arrests	Trials	Motions to Suppress Intercepts ⁶			Persons Con- victed	
										G	D	P		
4TH JUDICIAL DISTRICT (EL PASO) (CONTINUED)														
2007-20	30	63	50	1,883	266	28,186	3,200	RELATED TO NO. 2007-17						
2007-21	17	33	36	558	113	18,822	3,200	RELATED TO NO. 2007-17						
2007-22	NI	-	-	-	-	-	-	-	-	-	-	-	-	
2007-23	30	60	31	1,812	294	28,186	3,200	RELATED TO NO. 2007-17						
2007-24	25	22	42	549	229	28,186	3,200	RELATED TO NO. 2007-17						
2007-25	25	3	14	68	30	28,186	3,200	RELATED TO NO. 2007-17						
2007-26	25	26	20	645	278	28,186	3,200	RELATED TO NO. 2007-17						
2007-27	25	41	13	1,017	269	28,186	3,200	RELATED TO NO. 2007-17						
2007-28	13	17	39	216	149	22,388	2,900	14	-	-	-	-	-	
2007-29	30	145	82	4,364	943	31,064	-	-	-	-	-	-	-	
2007-30	30	56	49	1,690	856	47,873	2,900	RELATED TO NO. 2007-28						
2007-31	NI	-	-	-	-	-	-	-	-	-	-	-	-	
2007-32	6	48	26	290	90	11,894	2,900	RELATED TO NO. 2007-28						
2007-33	NI	-	-	-	-	-	-	-	-	-	-	-	-	
10TH JUDICIAL DISTRICT (PUEBLO)														
2007-1	30	132	50	3,969	370	28,186	3,200	33	-	-	-	2	3	
2007-2	28	356	110	9,974	1,060	RELATED TO NO. 2007-1		RELATED TO NO. 2007-1						
21ST JUDICIAL DISTRICT (MESA)														
2007-1	30	91	46	2,722	352	200,400	15,000	2	-	-	1	-	1	
2007-2	30	28	65	842	99	83,600	5,000	1	-	-	1	-	-	
2007-3	23	31	90	713	85	65,000	5,000	1	-	-	1	-	-	

⁴ NI indicates never installed. I indicates installed but never used. NP indicates no prosecutor's report.

⁵ NR indicates not reported or could not be determined.

⁶ Motions: G = Granted, D = Denied, P = Pending.

* The first four digits of the A.O. number represent the year in which the wiretap was terminated. Wiretaps that were terminated prior to 2007 were not reported previously because they were part of ongoing investigations.

REPORT BY JUDGES OF COURT-AUTHORIZED INTERCEPTS OF WIRE, ORAL, OR ELECTRONIC COMMUNICATIONS
PURSUANT TO 18 U.S.C. 2519

A.O. Number *	Authorizing Official		Offense Specified	Intercept		Date of Application	Authorized Length		
	Judge	Prosecutor ¹		Type ²	Location ³		Original Order (Days)	Number of Extensions	Total Length (Days)
ANSONIA-MILFORD									
2007-1	MULLARKEY	LAWLOR	GAMBLING	WS	D	12/27/2006	15	0	15
2007-2	MULLARKEY	LAWLOR	GAMBLING	WS	D	12/27/2006	15	0	15
2007-3	MULLARKEY	LAWLOR	GAMBLING	WC	D	12/27/2006	15	0	15
2006-1	MULLARKEY	LAWLOR	GAMBLING	WS	D	11/09/2006	15	0	15
2006-2	MULLARKEY	LAWLOR	GAMBLING	WC	D	11/09/2006	15	0	15
2006-3	SOLOMON	LAWLOR	GAMBLING	WC	D	11/27/2006	15	0	15
2006-4	SOLOMON	LAWLOR	GAMBLING	WS	D	12/06/2006	15	0	15
2005-1	MULLARKEY	MORANO	EXTORTION	WS,WC	H,D	10/07/2005	15	0	15
HARTFORD									
2007-1	ESPINOSA	DEARINGTON	NARCOTICS	WC	D	09/04/2007	15	0	15
2007-2	ESPINOSA	DEARINGTON	NARCOTICS	WC	D	09/27/2007	15	0	15
STATE ATTORNEY GENERAL									
2007-1	MULLARKEY	KANE	NARCOTICS	WC	D	07/03/2007	15	2	45
2007-2	MULLARKEY	KANE	NARCOTICS	WS	D	07/03/2007	15	0	15
2007-3	MULLARKEY	KANE	NARCOTICS	WC	D	07/03/2007	15	2	45
2007-4	MULLARKEY	KANE	NARCOTICS	WC	D	07/12/2007	15	3	60
2007-5	MULLARKEY	KANE	NARCOTICS	WC	D	07/24/2007	15	1	30
2007-6	MULLARKEY	KANE	NARCOTICS	WC	D	08/14/2007	15	1	30

¹ The prosecuting official authorized the filing of the application under provisions of the state's statute. (See Table 1 for this state's statutory citation.)

² Type: WC = Cellular or Mobile Telephone (Wire), WS = Standard Telephone (Wire), WO = Other (Wire), OM = Microphone (Oral), OO = Other (Oral), ED = Digital Pager (Electronic), EE = Computer or E-Mail (Electronic), EF = Fax Machine (Electronic), EO = Other (Electronic).

³ Location: D = Portable Device, H = Personal Residence, B = Business, A = Public Area, O = Other Location, R = Roving (Relaxed Specification Order), N = Not Specified.

* The first four digits of the A.O. number represent the year in which the wiretap was terminated. Wiretaps that were terminated prior to 2007 were not reported previously because they were part of ongoing investigations.

TABLE B-1
STATE CONNECTICUT

CALENDAR YEAR 2007

**REPORT BY PROSECUTORS OF COURT-AUTHORIZED INTERCEPTS OF WIRE, ORAL, OR ELECTRONIC COMMUNICATIONS
PURSUANT TO 18 U.S.C. 2519**

A.O. Number *	Number Of Days in Oper- ation ⁴	Average Inter- cepts per Day	Number of ⁵			Costs		Number of						
			Persons Inter- cepted	Intercepts	Incrim- inating Intercepts	Total Cost in \$	Other Than Manpower in \$	Arrests	Trials	Motions to Suppress Intercepts ⁶			Persons Con- victed	
										G	D	P		
ANSONIA-MILFORD														
2007-1	15	8	28	122	119	11,878	1,220	RELATED TO NO. 2006-4						
2007-2	15	6	44	97	25	2,627	569	RELATED TO NO. 2006-4						
2007-3	15	2	17	36	11	1,401	1,401	RELATED TO NO. 2006-4						
2006-1	15	12	105	173	93	25,469	437	3	-	-	-	-	1	
2006-2	15	14	56	216	102	9,296	942	RELATED TO NO. 2006-4						
2006-3	15	4	24	64	19	12,135	-	-	-	-	-	-	-	
2006-4	15	12	40	175	106	14,556	732	1	-	-	-	-	1	
2005-1	NP	-	-	-	-	-	-	-	-	-	-	-	-	
HARTFORD														
2007-1	15	185	20	2,782	413	12,905	-	2	-	-	-	-	-	
2007-2	15	76	20	1,137	162	RELATED TO NO. 2007-1		RELATED TO NO. 2007-1						
STATE ATTORNEY GENERAL														
2007-1	45	69	200	3,084	725	62,652	3,850	6	-	-	-	-	-	
2007-2	15	2	10	24	1	480	480	RELATED TO NO. 2007-1						
2007-3	45	1	20	56	16	52,171	2,630	RELATED TO NO. 2007-1						
2007-4	57	51	154	2,910	405	76,250	15,250	15	-	-	-	-	-	
2007-5	30	15	42	460	246	1,760	1,760	RELATED TO NO. 2007-1						
2007-6	30	31	48	927	301	4,800	4,800	RELATED TO NO. 2007-4						

⁴ NI indicates never installed. I indicates installed but never used. NP indicates no prosecutor's report.

⁵ NR indicates not reported or could not be determined.

⁶ Motions: G = Granted, D = Denied, P = Pending.

* The first four digits of the A.O. number represent the year in which the wiretap was terminated. Wiretaps that were terminated prior to 2007 were not reported previously because they were part of ongoing investigations.

TABLE B-1
STATE FLORIDA

CALENDAR YEAR 2007

**REPORT BY JUDGES OF COURT-AUTHORIZED INTERCEPTS OF WIRE, ORAL, OR ELECTRONIC COMMUNICATIONS
PURSUANT TO 18 U.S.C. 2519**

A.O. Number *	Authorizing Official		Offense Specified	Intercept		Date of Application	Authorized Length		
	Judge	Prosecutor ¹		Type ²	Location ³		Original Order (Days)	Number of Extensions	Total Length (Days)
2ND JUDICIAL CIRCUIT (LEON)									
2007-1	MACARON	BRANDENBURG	MURDER	WC,WS	D,H	09/04/2007	30	0	30
4TH JUDICIAL CIRCUIT (DUVAL)									
2007-1	GOODING	SHORSTEIN	NARCOTICS	WC	D	02/02/2007	30	1	60
2007-2	GOODING	SHORSTEIN	NARCOTICS	WC	D	02/16/2007	30	1	60
2007-3	GOODING	SHORSTEIN	NARCOTICS	WC	D	02/23/2007	30	1	60
2007-4	GOODING	SHORSTEIN	NARCOTICS	WC	D	02/23/2007	30	0	30
2007-5	GOODING	SHORSTEIN	NARCOTICS	WC	D	03/20/2007	30	0	30
2007-6	GOODING	SHORSTEIN	NARCOTICS	WC	D	03/20/2007	30	0	30
2007-7	GOODING	SHORSTEIN	NARCOTICS	WC	D	03/20/2007	30	0	30
2007-8	WEATHERBY	SHORSTEIN	NARCOTICS	WC	D	06/06/2007	30	0	30
2007-9	WEATHERBY	SHORSTEIN	NARCOTICS	WC	D	06/15/2007	30	1	60
2007-10	WEATHERBY	SHORSTEIN	NARCOTICS	WC	D	06/20/2007	30	1	60
2007-11	WEATHERBY	SHORSTEIN	NARCOTICS	WC	D	06/20/2007	30	0	30
2007-12	WEATHERBY	SHORSTEIN	NARCOTICS	WC	D	06/23/2007	30	1	60
2007-13	WEATHERBY	SHORSTEIN	NARCOTICS	WC	D	07/02/2007	30	0	30
2007-14	WEATHERBY	SHORSTEIN	NARCOTICS	WC	D	07/06/2007	30	0	30
2007-15	WEATHERBY	SHORSTEIN	NARCOTICS	WC	D	07/06/2007	30	0	30
2007-16	WEATHERBY	SHORSTEIN	NARCOTICS	WC	D	07/17/2007	30	0	30
2007-17	WEATHERBY	SHORSTEIN	NARCOTICS	WC	D	07/17/2007	30	0	30
2007-18	WEATHERBY	SHORSTEIN	NARCOTICS	WC	D	07/17/2007	30	0	30
2007-19	WEATHERBY	SHORSTEIN	NARCOTICS	WC	D	08/03/2007	30	0	30
2007-20	WEATHERBY	SHORSTEIN	NARCOTICS	WC	D	08/03/2007	30	0	30
5TH JUDICIAL CIRCUIT (LAKE/MARION)									
2007-1	JOHNSON	KING	NARCOTICS	WC	D	01/02/2007	30	0	30
2007-2	EDDY	KING	NARCOTICS	WC	D	04/05/2007	30	1	60
2007-3	EDDY	KING	NARCOTICS	WC	D	04/27/2007	30	1	60
7TH JUDICIAL CIRCUIT (VOLUSIA)									
2007-1	HUTCHESON	SHEPERD	NARCOTICS	WC	D	08/15/2007	30	0	30
2007-2	HUTCHESON	GILLESPIE	NARCOTICS	WC	D	09/05/2007	30	0	30
2007-3	HUTCHESON	SHEPERD	NARCOTICS	WC	D	09/21/2007	30	1	60
2007-4	HUTCHESON	GILLESPIE	NARCOTICS	WC	D	09/25/2007	30	0	30
2007-5	HUTCHESON	GILLESPIE	NARCOTICS	WC	D	09/28/2007	30	0	30

¹ The prosecuting official authorized the filing of the application under provisions of the state's statute. (See Table 1 for this state's statutory citation.)

² Type: WC = Cellular or Mobile Telephone (Wire), WS = Standard Telephone (Wire), WO = Other (Wire), OM = Microphone (Oral), OO = Other (Oral), ED = Digital Pager (Electronic), EE = Computer or E-Mail (Electronic), EF = Fax Machine (Electronic), EO = Other (Electronic).

³ Location: D = Portable Device, H = Personal Residence, B = Business, A = Public Area, O = Other Location, R = Roving (Relaxed Specification Order), N = Not Specified.

* The first four digits of the A.O. number represent the year in which the wiretap was terminated. Wiretaps that were terminated prior to 2007 were not reported previously because they were part of ongoing investigations.

TABLE B-1
STATE FLORIDA

CALENDAR YEAR 2007

**REPORT BY PROSECUTORS OF COURT-AUTHORIZED INTERCEPTS OF WIRE, ORAL, OR ELECTRONIC COMMUNICATIONS
PURSUANT TO 18 U.S.C. 2519**

A.O. Number *	Number Of Days in Oper- ation ⁴	Average Inter- cepts per Day	Number of ⁵			Costs		Number of					
			Persons Inter- cepted	Intercepts	Incrim- inating Intercepts	Total Cost in \$	Other Than Manpower in \$	Arrests	Trials	Motions to Suppress Intercepts ⁶			Persons Con- victed
										G	D	P	
2ND JUDICIAL CIRCUIT (LEON)													
2007-1	25	80	50	2,000	150	7,021	-	1	-	-	-	-	-
4TH JUDICIAL CIRCUIT (DUVAL)													
2007-1	60	213	10,093	12,803	496	249,895	17,090	16	-	-	-	-	-
2007-2	44	160	5,018	7,030	110	RELATED TO NO. 2007-1		RELATED TO NO. 2007-1					
2007-3	58	107	4,684	6,232	530	RELATED TO NO. 2007-1		RELATED TO NO. 2007-1					
2007-4	30	-	-	-	-	RELATED TO NO. 2007-1		RELATED TO NO. 2007-1					
2007-5	23	9	74	216	NR	RELATED TO NO. 2007-1		RELATED TO NO. 2007-1					
2007-6	23	13	219	310	17	RELATED TO NO. 2007-1		RELATED TO NO. 2007-1					
2007-7	18	17	1,202	300	207	RELATED TO NO. 2007-1		RELATED TO NO. 2007-1					
2007-8	25	10	40	242	39	95,000	25,000	13	-	-	-	-	-
2007-9	38	79	301	3,000	856	RELATED TO NO. 2007-8		RELATED TO NO. 2007-8					
2007-10	56	130	488	7,304	733	RELATED TO NO. 2007-8		RELATED TO NO. 2007-8					
2007-11	14	8	10	106	4	RELATED TO NO. 2007-8		RELATED TO NO. 2007-8					
2007-12	56	83	206	4,634	378	RELATED TO NO. 2007-8		RELATED TO NO. 2007-8					
2007-13	22	21	31	470	42	RELATED TO NO. 2007-8		RELATED TO NO. 2007-8					
2007-14	3	1	2	3	NR	RELATED TO NO. 2007-8		RELATED TO NO. 2007-8					
2007-15	20	40	49	807	160	RELATED TO NO. 2007-8		RELATED TO NO. 2007-8					
2007-16	30	5	8	141	30	RELATED TO NO. 2007-8		RELATED TO NO. 2007-8					
2007-17	30	119	165	3,569	120	RELATED TO NO. 2007-8		RELATED TO NO. 2007-8					
2007-18	27	39	51	1,065	81	RELATED TO NO. 2007-8		RELATED TO NO. 2007-8					
2007-19	14	3	5	41	NR	RELATED TO NO. 2007-8		RELATED TO NO. 2007-8					
2007-20	14	193	122	2,699	44	RELATED TO NO. 2007-8		RELATED TO NO. 2007-8					
5TH JUDICIAL CIRCUIT (LAKE/MARION)													
2007-1	10	147	NR	1,472	256	72,500	2,500	18	-	-	-	-	-
2007-2	43	11	NR	470	25	42,463	2,165	7	-	-	-	-	-
2007-3	56	91	NR	5,092	485	42,463	17,095	7	-	-	-	-	-
7TH JUDICIAL CIRCUIT (VOLUSIA)													
2007-1	27	50	20	1,340	138	30,217	2,000	-	-	-	-	-	-
2007-2	21	70	49	1,462	374	241,005	26,123	13	-	-	-	-	-
2007-3	46	52	24	2,375	186	58,434	2,000	-	-	-	-	-	-
2007-4	24	20	49	479	85	RELATED TO NO. 2007-2		RELATED TO NO. 2007-2					
2007-5	20	52	49	1,039	207	RELATED TO NO. 2007-2		RELATED TO NO. 2007-2					

⁴ NI indicates never installed. I indicates installed but never used. NP indicates no prosecutor's report.

⁵ NR indicates not reported or could not be determined.

⁶ Motions: G = Granted, D = Denied, P = Pending.

* The first four digits of the A.O. number represent the year in which the wiretap was terminated. Wiretaps that were terminated prior to 2007 were not reported previously because they were part of ongoing investigations.

TABLE B-1
STATE FLORIDA

CALENDAR YEAR 2007

**REPORT BY JUDGES OF COURT-AUTHORIZED INTERCEPTS OF WIRE, ORAL, OR ELECTRONIC COMMUNICATIONS
PURSUANT TO 18 U.S.C. 2519**

A.O. Number *	Authorizing Official		Offense Specified	Intercept		Date of Application	Authorized Length		
	Judge	Prosecutor ¹		Type ²	Location ³		Original Order (Days)	Number of Extensions	Total Length (Days)
7TH JUDICIAL CIRCUIT (VOLUSIA) (CONTINUED)									
2007-6	HUTCHESON	SHEPERD	NARCOTICS	WC	D	10/09/2007	30	1	60
2007-7	HUTCHESON	SHEPERD	NARCOTICS	WC	D	11/05/2007	30	0	30
9TH JUDICIAL CIRCUIT (ORANGE/OSCEOLA)									
2007-1	TURNER	WILSON	NARCOTICS	WC	D	05/06/2007	30	0	30
2007-2	O' KANE	SHEPERD	NARCOTICS	WC	D	05/25/2007	30	0	30
2007-3	WATTLES	SHEPERD	NARCOTICS	OM	B	05/25/2007	30	0	30
2007-4	WATTLES	SHEPERD	NARCOTICS	WC	D	05/25/2007	30	0	30
2007-5	O' KANE	SHEPERD	NARCOTICS	WC	D	05/25/2007	30	0	30
2007-6	O' KANE	SHEPERD	NARCOTICS	WC	D	05/25/2007	30	0	30
2007-7	O' KANE	SHEPERD	NARCOTICS	WC	D	05/27/2007	30	0	30
2007-8	TURNER	SHEPERD	NARCOTICS	WC	D	07/02/2007	30	0	30
11TH JUDICIAL CIRCUIT (DADE)									
2007-1	SOTO	RUNDLE	NARCOTICS	WC	D	09/20/2007	30	0	30
2007-2	SOTO	RUNDLE	NARCOTICS	WC	D	10/09/2007	30	0	30
13TH JUDICIAL CIRCUIT (HILLSBOROUGH)									
2007-1	BARTON	OBER	NARCOTICS	WC	D	11/17/2006	30	2	90
2007-2	BARTON	OBER	NARCOTICS	WC	D	12/20/2006	30	1	60
2007-3	BARTON	OBER	NARCOTICS	WC	D	12/20/2006	30	1	60
2007-4	BARTON	OBER	NARCOTICS	WC	D	01/26/2007	30	0	30
2007-5	BARTON	OBER	NARCOTICS	WC	D	01/26/2007	30	0	30
2007-6	BARTON	OBER	NARCOTICS	WC	D	01/26/2007	30	0	30
2007-7	ESPINOSA	OBER	NARCOTICS	WC	D	08/20/2007	30	1	60
2007-8	ESPINOSA	OBER	NARCOTICS	WC,EO	D	09/21/2007	30	1	60
2007-9	ESPINOSA	OBER	NARCOTICS	WC,EO	D	10/12/2007	30	0	30
2007-10	ESPINOSA	OBER	NARCOTICS	WC,EO	D	10/12/2007	30	0	30
2007-11	ESPINOSA	OBER	NARCOTICS	WC,EO	D	10/12/2007	30	0	30
2007-12	ESPINOSA	OBER	NARCOTICS	WC,EO	D	11/16/2007	30	0	30
2007-13	ESPINOSA	OBER	NARCOTICS	WC,EO	D	11/16/2007	30	0	30
2007-14	ESPINOSA	OBER	NARCOTICS	WC,EO	D	11/16/2007	30	0	30
2007-15	ESPINOSA	OBER	NARCOTICS	WC,EO	D	11/16/2007	30	0	30
2007-16	ESPINOSA	OBER	NARCOTICS	WC,EO	D	12/04/2007	30	0	30
2007-17	SLEET	OBER	RACKETEERING	WC	D	12/11/2007	30	0	30

¹ The prosecuting official authorized the filing of the application under provisions of the state's statute. (See Table 1 for this state's statutory citation.)

² Type: WC = Cellular or Mobile Telephone (Wire), WS = Standard Telephone (Wire), WO = Other (Wire), OM = Microphone (Oral), OO = Other (Oral), ED = Digital Pager (Electronic), EE = Computer or E-Mail (Electronic), EF = Fax Machine (Electronic), EO = Other (Electronic).

³ Location: D = Portable Device, H = Personal Residence, B = Business, A = Public Area, O = Other Location, R = Roving (Relaxed Specification Order), N = Not Specified.

* The first four digits of the A.O. number represent the year in which the wiretap was terminated. Wiretaps that were terminated prior to 2007 were not reported previously because they were part of ongoing investigations.

TABLE B-1
STATE FLORIDA

CALENDAR YEAR 2007

**REPORT BY PROSECUTORS OF COURT-AUTHORIZED INTERCEPTS OF WIRE, ORAL, OR ELECTRONIC COMMUNICATIONS
PURSUANT TO 18 U.S.C. 2519**

A.O. Number *	Number Of Days in Oper- ation ⁴	Average Inter- cepts per Day	Number of ⁵			Costs		Number of						
			Persons Inter- cepted	Intercepts	Incrim- inating Intercepts	Total Cost in \$	Other Than Manpower in \$	Arrests	Trials	Motions to Suppress Intercepts ⁶			Persons Con- victed	
										G	D	P		
7TH JUDICIAL CIRCUIT (VOLUSIA) (CONTINUED)														
2007-6	42	39	30	1,620	333	58,434	2,000	-	-	-	-	-	-	-
2007-7	24	74	17	1,769	7	30,217	2,000	-	-	-	-	-	-	-
9TH JUDICIAL CIRCUIT (ORANGE/OSCEOLA)														
2007-1	30	NR	NR	NR	NR	100,000	50,000	17	-	-	-	-	-	8
2007-2	21	6	10	136	53	24,000	4,000	31	-	-	-	-	-	-
2007-3	20	4	12	85	21	2,500	500	RELATED TO NO. 2007-2						
2007-4	21	75	52	1,581	627	RELATED TO NO. 2007-2		RELATED TO NO. 2007-2						
2007-5	NI	-	-	-	-	-	-	-	-	-	-	-	-	-
2007-6	21	6	10	136	53	RELATED TO NO. 2007-2		RELATED TO NO. 2007-2						
2007-7	21	3	5	54	5	RELATED TO NO. 2007-2		RELATED TO NO. 2007-2						
2007-8	8	NR	NR	NR	NR	10,500	1,500	-	-	-	-	-	-	-
11TH JUDICIAL CIRCUIT (DADE)														
2007-1	21	NR	NR	NR	NR	252,063	16,000	-	-	-	-	-	-	-
2007-2	30	237	57	7,100	2,300	RELATED TO NO. 2007-1		-	-	-	-	-	-	-
13TH JUDICIAL CIRCUIT (HILLSBOROUGH)														
2007-1	90	21	NR	1,929	191	447,000	27,000	37	-	-	-	-	-	-
2007-2	48	33	NR	1,567	54	RELATED TO NO. 2007-1		RELATED TO NO. 2007-1						
2007-3	48	3	NR	122	2	RELATED TO NO. 2007-1		RELATED TO NO. 2007-1						
2007-4	10	4	NR	42	-	RELATED TO NO. 2007-1		RELATED TO NO. 2007-1						
2007-5	10	16	NR	165	17	RELATED TO NO. 2007-1		RELATED TO NO. 2007-1						
2007-6	8	-	NR	2	-	RELATED TO NO. 2007-1		RELATED TO NO. 2007-1						
2007-7	60	69	20	4,112	49	RELATED TO NO. 2007-1		RELATED TO NO. 2007-1						
2007-8	57	84	30	4,790	462	RELATED TO NO. 2007-1		6	-	-	-	-	-	-
2007-9	24	6	4	145	19	RELATED TO NO. 2007-1		2	-	-	-	-	-	-
2007-10	24	44	10	1,049	28	RELATED TO NO. 2007-1		1	-	-	-	-	-	-
2007-11	30	45	8	1,349	25	RELATED TO NO. 2007-1		RELATED TO NO. 2007-10						
2007-12	20	11	8	226	47	RELATED TO NO. 2007-1		2	-	-	-	-	-	-
2007-13	18	-	-	-	-	RELATED TO NO. 2007-1		-	-	-	-	-	-	-
2007-14	26	135	50	3,520	21	RELATED TO NO. 2007-1		RELATED TO NO. 2007-10						
2007-15	26	34	20	896	30	RELATED TO NO. 2007-1		RELATED TO NO. 2007-10						
2007-16	3	31	6	92	18	RELATED TO NO. 2007-1		RELATED TO NO. 2007-12						
2007-17	17	168	58	2,848	146	33,405	680	8	-	-	-	-	-	-

⁴ NI indicates never installed. I indicates installed but never used. NP indicates no prosecutor's report.

⁵ NR indicates not reported or could not be determined.

⁶ Motions: G = Granted, D = Denied, P = Pending.

* The first four digits of the A.O. number represent the year in which the wiretap was terminated. Wiretaps that were terminated prior to 2007 were not reported previously because they were part of ongoing investigations.

TABLE B-1
STATE FLORIDA

CALENDAR YEAR 2007

**REPORT BY JUDGES OF COURT-AUTHORIZED INTERCEPTS OF WIRE, ORAL, OR ELECTRONIC COMMUNICATIONS
PURSUANT TO 18 U.S.C. 2519**

A.O. Number *	Authorizing Official		Offense Specified	Intercept		Date of Application	Authorized Length		
	Judge	Prosecutor ¹		Type ²	Location ³		Original Order (Days)	Number of Extensions	Total Length (Days)
13TH JUDICIAL CIRCUIT (HILLSBOROUGH) (CONTINUED)									
2006-1	BARTON	OBER	NARCOTICS	WC	D	06/16/2006	30	3	119
2006-2	BARTON	OBER	NARCOTICS	WC	D	08/16/2006	30	3	120
2006-3	BARTON	OBER	NARCOTICS	WC	D	08/24/2006	30	0	30
2006-4	BARTON	OBER	NARCOTICS	WC	D	09/11/2006	30	1	60
2006-5	BARTON	OBER	NARCOTICS	WS	H	09/26/2006	30	1	60
2006-6	BARTON	OBER	NARCOTICS	WC	D	10/20/2006	30	1	60
14TH JUDICIAL CIRCUIT (BAY)									
2007-1	SIRMONS	SHEPHERD	BRIBERY	OM,OO,EO	O	06/26/2007	1	0	1
15TH JUDICIAL CIRCUIT (PALM BEACH)									
2007-1	MCCARTHY	KRISCHER	MURDER	WC	D	01/17/2007	30	0	30
2007-2	MCCARTHY	KRISCHER	MURDER	WC	D	01/23/2007	30	0	30
16TH JUDICIAL CIRCUIT (KEY WEST)									
2007-1	GERSTEN	KOHL	NARCOTICS	WC	D	07/17/2007	30	1	60
2007-2	GERSTEN	KOHL	NARCOTICS	WC	D	08/14/2007	30	0	30
17TH JUDICIAL CIRCUIT (BROWARD)									
2007-1	GREENE	SATZ	\$LAUNDERING	WC	D	01/11/2007	30	2	90
2007-2	GREENE	SATZ	\$LAUNDERING	WC	D	03/28/2007	30	0	30
2007-3	GARDINER	SATZ	MURDER	WC	D	08/20/2007	30	0	30
2007-4	GARDINER	SATZ	ROBBERY	WC	D	11/30/2007	30	0	30
2006-1	LYNCH	SATZ	RACKETEERING	WC	D	06/23/2006	30	0	30
18TH JUDICIAL CIRCUIT (BREVARD/SEMINOLE)									
2007-1	EATON	WOLFINGER	NARCOTICS	WC	D	01/16/2007	30	1	60
2007-2	EATON	WOLFINGER	NARCOTICS	WC	D	02/16/2007	30	0	30
2007-3	EATON	WOLFINGER	NARCOTICS	WC	D	02/22/2007	30	0	30
2007-4	SIMMONS	WOLFINGER	NARCOTICS	WC	D	06/20/2007	30	0	30
2007-5	NELSON	WOLFINGER	NARCOTICS	WC	D	10/09/2007	30	0	30
2007-6	NELSON	WOLFINGER	NARCOTICS	WC	D	10/30/2007	30	1	60
2007-7	NELSON	WOLFINGER	NARCOTICS	WC	D	11/01/2007	30	0	30
2007-8	NELSON	WOLFINGER	NARCOTICS	WC	D	11/07/2007	30	0	30
2007-9	NELSON	WOLFINGER	NARCOTICS	WC	D	12/05/2007	30	0	30
2007-10	NELSON	WOLFINGER	NARCOTICS	WC	D	12/07/2007	30	0	30
2007-11	NELSON	WOLFINGER	NARCOTICS	WC	D	12/07/2007	30	0	30

¹ The prosecuting official authorized the filing of the application under provisions of the state's statute. (See Table 1 for this state's statutory citation.)

² Type: WC = Cellular or Mobile Telephone (Wire), WS = Standard Telephone (Wire), WO = Other (Wire), OM = Microphone (Oral), OO = Other (Oral), ED = Digital Pager (Electronic), EE = Computer or E-Mail (Electronic), EF = Fax Machine (Electronic), EO = Other (Electronic).

³ Location: D = Portable Device, H = Personal Residence, B = Business, A = Public Area, O = Other Location, R = Roving (Relaxed Specification Order), N = Not Specified.

* The first four digits of the A.O. number represent the year in which the wiretap was terminated. Wiretaps that were terminated prior to 2007 were not reported previously because they were part of ongoing investigations.

TABLE B-1
STATE FLORIDA

CALENDAR YEAR 2007

**REPORT BY PROSECUTORS OF COURT-AUTHORIZED INTERCEPTS OF WIRE, ORAL, OR ELECTRONIC COMMUNICATIONS
PURSUANT TO 18 U.S.C. 2519**

A.O. Number *	Number Of Days in Oper- ation ⁴	Average Inter- cepts per Day	Number of ⁵			Costs		Number of						
			Persons Inter- cepted	Intercepts	Incrim- inating Intercepts	Total Cost in \$	Other Than Manpower in \$	Arrests	Trials	Motions to Suppress Intercepts ⁶			Persons Con- victed	
										G	D	P		
13TH JUDICIAL CIRCUIT (HILLSBOROUGH) (CONTINUED)														
2006-1	119	1	NR	91	6	RELATED TO NO. 2007-1		RELATED TO NO. 2007-1						
2006-2	120	48	292	5,730	1,712	RELATED TO NO. 2007-1		RELATED TO NO. 2007-1						
2006-3	30	110	NR	3,301	290	RELATED TO NO. 2007-1		RELATED TO NO. 2007-1						
2006-4	58	45	NR	2,619	40	RELATED TO NO. 2007-1		RELATED TO NO. 2007-1						
2006-5	59	22	NR	1,285	32	RELATED TO NO. 2007-1		RELATED TO NO. 2007-1						
2006-6	60	48	NR	2,874	129	RELATED TO NO. 2007-1		RELATED TO NO. 2007-1						
14TH JUDICIAL CIRCUIT (BAY)														
2007-1	1	1	2	1	1	-	-	-	-	-	-	-	-	-
15TH JUDICIAL CIRCUIT (PALM BEACH)														
2007-1	30	71	100	2,134	113	45,213	1,900	-	-	-	-	-	-	-
2007-2	30	52	206	1,563	57	23,500	1,900	-	-	-	-	-	-	-
16TH JUDICIAL CIRCUIT (KEY WEST)														
2007-1	45	76	NR	3,407	474	-	-	-	-	-	-	-	-	-
2007-2	29	69	NR	1,992	422	-	-	-	-	-	-	-	-	-
17TH JUDICIAL CIRCUIT (BROWARD)														
2007-1	79	51	500	4,030	75	77,500	7,500	3	-	-	-	-	-	-
2007-2	16	35	30	553	2	12,500	2,500	RELATED TO NO. 2007-1						
2007-3	NI	-	-	-	-	-	-	-	-	-	-	-	-	-
2007-4	22	66	114	1,445	119	23,300	2,500	-	-	-	-	-	-	-
2006-1	28	42	136	1,163	158	37,560	3,000	8	-	-	-	-	-	-
18TH JUDICIAL CIRCUIT (BREVARD/SEMINOLE)														
2007-1	58	259	39	15,038	729	57,990	6,990	10	-	-	-	-	-	2
2007-2	I	-	-	-	-	RELATED TO NO. 2007-1		RELATED TO NO. 2007-1						
2007-3	21	88	23	1,841	180	RELATED TO NO. 2007-1		RELATED TO NO. 2007-1						
2007-4	30	54	52	1,607	34	75,000	15,000	5	-	-	-	-	-	-
2007-5	19	22	22	410	59	RELATED TO NO. 2007-4		RELATED TO NO. 2007-4						
2007-6	58	95	28	5,503	348	RELATED TO NO. 2007-4		RELATED TO NO. 2007-4						
2007-7	30	112	34	3,375	204	RELATED TO NO. 2007-4		RELATED TO NO. 2007-4						
2007-8	29	7	11	206	35	RELATED TO NO. 2007-4		RELATED TO NO. 2007-4						
2007-9	12	37	11	442	91	RELATED TO NO. 2007-4		RELATED TO NO. 2007-4						
2007-10	9	75	18	674	56	RELATED TO NO. 2007-4		RELATED TO NO. 2007-4						
2007-11	9	88	21	792	104	RELATED TO NO. 2007-4		RELATED TO NO. 2007-4						

⁴ NI indicates never installed. I indicates installed but never used. NP indicates no prosecutor's report.

⁵ NR indicates not reported or could not be determined.

⁶ Motions: G = Granted, D = Denied, P = Pending.

* The first four digits of the A.O. number represent the year in which the wiretap was terminated. Wiretaps that were terminated prior to 2007 were not reported previously because they were part of ongoing investigations.

TABLE B-1
STATE FLORIDA

CALENDAR YEAR 2007

**REPORT BY JUDGES OF COURT-AUTHORIZED INTERCEPTS OF WIRE, ORAL, OR ELECTRONIC COMMUNICATIONS
PURSUANT TO 18 U.S.C. 2519**

A.O. Number *	Authorizing Official		Offense Specified	Intercept		Date of Application	Authorized Length		
	Judge	Prosecutor ¹		Type ²	Location ³		Original Order (Days)	Number of Extensions	Total Length (Days)
19TH JUDICIAL CIRCUIT (SAINT LUCIE)									
2007-1	BELANGER	COLTON	RACKETEERING	WC	D	11/29/2006	30	1	60
2007-2	BELANGER	COLTON	RACKETEERING	WC	D	12/05/2006	30	1	60
2007-3	BELANGER	COLTON	RACKETEERING	WC	D	12/13/2006	30	0	30
2007-4	VAUGHN	COLTON	RACKETEERING	WC	D	01/10/2007	30	1	60
2007-5	VAUGHN	COLTON	RACKETEERING	WC	D	01/12/2007	30	1	60
2007-6	VAUGHN	COLTON	RACKETEERING	WC	D	01/23/2007	30	1	60
2007-7	BELANGER	COLTON	RACKETEERING	WC	D	01/30/2007	30	0	30
2007-8	BELANGER	COLTON	RACKETEERING	WC	D	02/12/2007	30	0	30
2007-9	VAUGHN	COLTON	RACKETEERING	WC	D	02/18/2007	30	0	30
2007-10	BELANGER	COLTON	RACKETEERING	WC	D	02/22/2007	30	0	30
2007-11	VAUGHN	COLTON	RACKETEERING	WC	D	03/05/2007	30	1	60
2007-12	VAUGHN	COLTON	RACKETEERING	WC	D	03/15/2007	30	0	30
2007-13	VAUGHN	COLTON	RACKETEERING	WC	D	03/26/2007	30	0	30
2007-14	VAUGHN	COLTON	RACKETEERING	WC	D	06/26/2007	30	0	30
2007-15	VAUGHN	COLTON	RACKETEERING	WC	D	06/26/2007	30	0	30
2007-16	VAUGHN	COLTON	RACKETEERING	WC	D	06/26/2007	30	0	30
2007-17	VAUGHN	COLTON	RACKETEERING	WC	D	06/26/2007	30	0	30
2007-18	MCCANN	COLTON	RACKETEERING	WC	D	06/26/2007	30	0	30
2007-19	MCCANN	COLTON	RACKETEERING	WC	D	06/26/2007	30	0	30
2007-20	VAUGHN	COLTON	RACKETEERING	WC	D	06/26/2007	30	0	30
2007-21	VAUGHN	COLTON	RACKETEERING	WC	D	06/26/2007	30	0	30
2007-22	VAUGHN	COLTON	RACKETEERING	WC	D	06/26/2007	30	0	30
2007-23	MIRMAN	COLTON	MURDER	WC	D	08/13/2007	7	0	7
2007-24	MIRMAN	COLTON	MURDER	WC	D	08/20/2007	30	0	30
2007-25	MIRMAN	COLTON	MURDER	WC	D	08/22/2007	7	0	7
2007-26	BELANGER	COLTON	MURDER	WC	D	09/12/2007	19	0	19

¹ The prosecuting official authorized the filing of the application under provisions of the state's statute. (See Table 1 for this state's statutory citation.)

² Type: WC = Cellular or Mobile Telephone (Wire), WS = Standard Telephone (Wire), WO = Other (Wire), OM = Microphone (Oral), OO = Other (Oral), ED = Digital Pager (Electronic), EE = Computer or E-Mail (Electronic), EF = Fax Machine (Electronic), EO = Other (Electronic).

³ Location: D = Portable Device, H = Personal Residence, B = Business, A = Public Area, O = Other Location, R = Roving (Relaxed Specification Order), N = Not Specified.

* The first four digits of the A.O. number represent the year in which the wiretap was terminated. Wiretaps that were terminated prior to 2007 were not reported previously because they were part of ongoing investigations.

TABLE B-1
STATE FLORIDA

CALENDAR YEAR 2007

**REPORT BY PROSECUTORS OF COURT-AUTHORIZED INTERCEPTS OF WIRE, ORAL, OR ELECTRONIC COMMUNICATIONS
PURSUANT TO 18 U.S.C. 2519**

A.O. Number *	Number Of Days in Oper- ation ⁴	Average Inter- cepts per Day	Number of ⁵			Costs		Number of						
			Persons Inter- cepted	Intercepts	Incrim- inating Intercepts	Total Cost in \$	Other Than Manpower in \$	Arrests	Trials	Motions to Suppress Intercepts ⁶			Persons Con- victed	
										G	D	P		
19TH JUDICIAL CIRCUIT (SAINT LUCIE)														
2007-1	43	68	65	2,916	709	333,591	7,300	8	-	-	-	-	-	
2007-2	37	58	75	2,160	314	RELATED TO NO. 2007-1		RELATED TO NO. 2007-1						
2007-3	29	57	46	1,660	275	RELATED TO NO. 2007-1		RELATED TO NO. 2007-1						
2007-4	52	102	317	5,301	511	163,403	14,888	32	-	-	-	-	25	
2007-5	60	88	317	5,301	511	RELATED TO NO. 2007-4		RELATED TO NO. 2007-4						
2007-6	59	35	129	2,094	239	RELATED TO NO. 2007-4		RELATED TO NO. 2007-4						
2007-7	15	118	126	1,764	112	133,065	1,500	7	-	-	-	-	3	
2007-8	30	105	430	3,144	98	RELATED TO NO. 2007-7		RELATED TO NO. 2007-7						
2007-9	21	20	27	416	61	RELATED TO NO. 2007-4		RELATED TO NO. 2007-4						
2007-10	17	53	68	901	65	RELATED TO NO. 2007-7		RELATED TO NO. 2007-7						
2007-11	50	186	518	9,312	1,245	RELATED TO NO. 2007-4		RELATED TO NO. 2007-4						
2007-12	30	78	81	2,340	6	RELATED TO NO. 2007-4		RELATED TO NO. 2007-4						
2007-13	30	22	60	669	40	RELATED TO NO. 2007-4		RELATED TO NO. 2007-4						
2007-14	30	184	138	5,535	249	144,716	11,340	11	-	-	-	-	-	
2007-15	30	96	166	2,894	34	RELATED TO NO. 2007-14		RELATED TO NO. 2007-14						
2007-16	9	124	152	1,117	132	RELATED TO NO. 2007-14		RELATED TO NO. 2007-14						
2007-17	1	23	6	23	-	RELATED TO NO. 2007-14		RELATED TO NO. 2007-14						
2007-18	21	90	120	1,898	157	RELATED TO NO. 2007-14		RELATED TO NO. 2007-14						
2007-19	30	157	201	4,722	103	RELATED TO NO. 2007-14		RELATED TO NO. 2007-14						
2007-20	13	5	NR	59	NR	RELATED TO NO. 2007-14		RELATED TO NO. 2007-14						
2007-21	28	65	120	1,828	104	RELATED TO NO. 2007-14		RELATED TO NO. 2007-14						
2007-22	30	81	153	2,421	71	RELATED TO NO. 2007-14		RELATED TO NO. 2007-14						
2007-23	7	161	60	1,130	39	36,000	-	1	-	-	-	-	-	
2007-24	10	187	6	1,866	87	RELATED TO NO. 2007-23		RELATED TO NO. 2007-23						
2007-25	7	186	140	1,303	22	RELATED TO NO. 2007-23		RELATED TO NO. 2007-23						
2007-26	19	68	67	1,284	10	21,000	-	-	-	-	-	-	-	

⁴ NI indicates never installed. I indicates installed but never used. NP indicates no prosecutor's report.

⁵ NR indicates not reported or could not be determined.

⁶ Motions: G = Granted, D = Denied, P = Pending.

* The first four digits of the A.O. number represent the year in which the wiretap was terminated. Wiretaps that were terminated prior to 2007 were not reported previously because they were part of ongoing investigations.

TABLE B-1
STATE GEORGIA

CALENDAR YEAR 2007

**REPORT BY JUDGES OF COURT-AUTHORIZED INTERCEPTS OF WIRE, ORAL, OR ELECTRONIC COMMUNICATIONS
PURSUANT TO 18 U.S.C. 2519**

A.O. Number *	Authorizing Official		Offense Specified	Intercept		Date of Application	Authorized Length		
	Judge	Prosecutor ¹		Type ²	Location ³		Orig-inal Order (Days)	Num-ber of Exten-sions	Total Length (Days)
AUGUSTA									
2007-1	BLANCHARD	CRAIG	NARCOTICS	WC	D	09/27/2007	30	0	30
2007-2	BLANCHARD	CRAIG	NARCOTICS	WC	D	10/15/2007	20	0	20
2007-3	BLANCHARD	CRAIG	NARCOTICS	WC	D	10/22/2007	26	0	26
BIBB									
2007-1	CULPEPPER	SIMMS	RACKETEERING	WC	D	03/01/2007	30	0	30
COBB									
2007-1	KREEGER	HEAD	NARCOTICS	OM,OO	B	08/04/2007	30	0	30
2007-2	INGRAM	HEAD	NARCOTICS	OO	B	10/10/2007	30	1	60
DEKALB									
2007-1	ROBINS	FLEMING	NARCOTICS	WC	D	03/22/2007	30	1	60
2007-2	BECKER	FLEMING	NARCOTICS	WC	D	03/26/2007	30	1	60
2007-3	CASTELLANI	FLEMING	NARCOTICS	WC	D	03/27/2007	30	1	60
2007-4	MALLIS	FLEMING	NARCOTICS	WC	D	09/04/2007	30	0	30
2007-5	MCMURRAY	FLEMING	NARCOTICS	WC	D	09/18/2007	30	0	30
GWINNETT									
2007-1	BATCHELOR	PORTER	NARCOTICS	WC,WS	D,H	12/08/2006	30	0	30
2007-2	RAY	PORTER	NARCOTICS	WC,WS	D,H	01/29/2007	30	0	30
2007-3	RAY	PORTER	NARCOTICS	WC	D	02/15/2007	30	0	30
2007-4	RAY	PORTER	NARCOTICS	WC	D	02/23/2007	30	0	30
2007-5	DAVIS	PORTER	NARCOTICS	WC	D	07/19/2007	30	0	30
2007-6	DAVIS	PORTER	NARCOTICS	WC	D	08/01/2007	30	3	120
2007-7	DAVIS	PORTER	NARCOTICS	WC	D	08/17/2007	30	0	30
2007-8	DAVIS	PORTER	NARCOTICS	WC	D	08/30/2007	30	3	120
2007-9	DAVIS	PORTER	NARCOTICS	WC	D	09/17/2007	30	0	30
2007-10	DAVIS	PORTER	NARCOTICS	WC	D	09/21/2007	30	2	90
2007-11	DAVIS	PORTER	NARCOTICS	WC	D	09/27/2007	30	2	90
2007-12	DAVIS	PORTER	NARCOTICS	WC	D	10/05/2007	30	0	30
2007-13	DAVIS	PORTER	NARCOTICS	WC	D	10/13/2007	30	0	30
2007-14	DAVIS	PORTER	NARCOTICS	WC	D	10/18/2007	30	0	30
2007-15	DAVIS	PORTER	NARCOTICS	WC	D	10/24/2007	30	1	60
2007-16	BATCHELOR	PORTER	NARCOTICS	WC	D	11/01/2007	30	0	30
2007-17	DAVIS	PORTER	NARCOTICS	WC	D	11/06/2007	30	0	30

¹ The prosecuting official authorized the filing of the application under provisions of the state's statute. (See Table 1 for this state's statutory citation.)

² Type: WC = Cellular or Mobile Telephone (Wire), WS = Standard Telephone (Wire), WO = Other (Wire), OM = Microphone (Oral), OO = Other (Oral), ED = Digital Pager (Electronic), EE = Computer or E-Mail (Electronic), EF = Fax Machine (Electronic), EO = Other (Electronic).

³ Location: D = Portable Device, H = Personal Residence, B = Business, A = Public Area, O = Other Location, R = Roving (Relaxed Specification Order), N = Not Specified.

* The first four digits of the A.O. number represent the year in which the wiretap was terminated. Wiretaps that were terminated prior to 2007 were not reported previously because they were part of ongoing investigations.

TABLE B-1
STATE GEORGIA

CALENDAR YEAR 2007

**REPORT BY PROSECUTORS OF COURT-AUTHORIZED INTERCEPTS OF WIRE, ORAL, OR ELECTRONIC COMMUNICATIONS
PURSUANT TO 18 U.S.C. 2519**

A.O. Number *	Number Of Days in Oper- ation ⁴	Average Inter- cepts per Day	Number of ⁵			Costs		Number of					
			Persons Inter- cepted	Intercepts	Incrim- inating Intercepts	Total Cost in \$	Other Than Manpower in \$	Arrests	Trials	Motions to Suppress Intercepts ⁶			Persons Con- victed
										G	D	P	
AUGUSTA													
2007-1	30	220	502	6,588	1,036	32,000	2,000	5	-	-	-	-	-
2007-2	20	88	113	1,770	217	RELATED TO NO. 2007-1		RELATED TO NO. 2007-1					
2007-3	26	75	37	1,943	95	RELATED TO NO. 2007-1		RELATED TO NO. 2007-1					
BIBB													
2007-1	29	102	140	2,965	878	73,525	6,115	9	-	-	-	-	-
COBB													
2007-1	4	14	16	57	NR	6,903	27	-	-	-	-	-	-
2007-2	43	-	4	8	2	16,270	270	41	-	-	-	-	-
DEKALB													
2007-1	55	18	17	1,000	133	8,000	3,000	1	-	-	-	-	-
2007-2	51	20	17	1,000	133	RELATED TO NO. 2007-1		RELATED TO NO. 2007-1					
2007-3	50	-	NR	3	NR	RELATED TO NO. 2007-1		RELATED TO NO. 2007-1					
2007-4	24	42	15	1,000	200	8,000	3,000	5	-	-	-	-	-
2007-5	10	100	15	1,000	200	RELATED TO NO. 2007-4		RELATED TO NO. 2007-4					
GWINNETT													
2007-1	28	64	438	1,795	365	1,925	-	8	-	-	-	-	5
2007-2	24	110	1,093	2,644	354	36,750	-	9	-	-	-	4	-
2007-3	12	15	59	182	68	RELATED TO NO. 2007-2		RELATED TO NO. 2007-2					
2007-4	1	6	4	6		RELATED TO NO. 2007-2		RELATED TO NO. 2007-2					
2007-5	29	121	79	3,495	383	880,374	37,745	35	-	-	-	-	-
2007-6	113	90	79	10,184	1,412	RELATED TO NO. 2007-5		RELATED TO NO. 2007-5					
2007-7	30	57	79	1,724	25	RELATED TO NO. 2007-5		RELATED TO NO. 2007-5					
2007-8	89	40	79	3,539	629	RELATED TO NO. 2007-5		RELATED TO NO. 2007-5					
2007-9	29	96	79	2,786	69	RELATED TO NO. 2007-5		RELATED TO NO. 2007-5					
2007-10	67	7	79	453	222	RELATED TO NO. 2007-5		RELATED TO NO. 2007-5					
2007-11	61	67	79	4,114	812	RELATED TO NO. 2007-5		RELATED TO NO. 2007-5					
2007-12	27	17	79	462	116	RELATED TO NO. 2007-5		RELATED TO NO. 2007-5					
2007-13	29	52	79	1,505	64	RELATED TO NO. 2007-5		RELATED TO NO. 2007-5					
2007-14	29	7	79	202	34	RELATED TO NO. 2007-5		RELATED TO NO. 2007-5					
2007-15	34	9	79	295	63	RELATED TO NO. 2007-5		RELATED TO NO. 2007-5					
2007-16	29	3	20	97	-	4,380	3,480	-	-	-	-	-	-
2007-17	21	9	79	193	49	RELATED TO NO. 2007-5		RELATED TO NO. 2007-5					

⁴ NI indicates never installed. I indicates installed but never used. NP indicates no prosecutor's report.

⁵ NR indicates not reported or could not be determined.

⁶ Motions: G = Granted, D = Denied, P = Pending.

* The first four digits of the A.O. number represent the year in which the wiretap was terminated. Wiretaps that were terminated prior to 2007 were not reported previously because they were part of ongoing investigations.

TABLE B-1
STATE IDAHO

CALENDAR YEAR 2007

REPORT BY JUDGES OF COURT-AUTHORIZED INTERCEPTS OF WIRE, ORAL, OR ELECTRONIC COMMUNICATIONS
PURSUANT TO 18 U.S.C. 2519

A.O. Number *	Authorizing Official		Offense Specified	Intercept		Date of Application	Authorized Length		
	Judge	Prosecutor ¹		Type ²	Location ³		Original Order (Days)	Number of Extensions	Total Length (Days)
CLEARWATER									
2007-1	ROBINSON	GILMORE	NARCOTICS	OM	A	06/01/2007	30	0	30

¹ The prosecuting official authorized the filing of the application under provisions of the state's statute. (See Table 1 for this state's statutory citation.)

² Type: WC = Cellular or Mobile Telephone (Wire), WS = Standard Telephone (Wire), WO = Other (Wire), OM = Microphone (Oral), OO = Other (Oral), ED = Digital Pager (Electronic), EE = Computer or E-Mail (Electronic), EF = Fax Machine (Electronic), EO = Other (Electronic).

³ Location: D = Portable Device, H = Personal Residence, B = Business, A = Public Area, O = Other Location, R = Roving (Relaxed Specification Order), N = Not Specified.

* The first four digits of the A.O. number represent the year in which the wiretap was terminated. Wiretaps that were terminated prior to 2007 were not reported previously because they were part of ongoing investigations.

TABLE B-1
STATE IDAHO

CALENDAR YEAR 2007

REPORT BY PROSECUTORS OF COURT-AUTHORIZED INTERCEPTS OF WIRE, ORAL, OR ELECTRONIC COMMUNICATIONS
PURSUANT TO 18 U.S.C. 2519

A.O. Number *	Number Of Days in Oper- ation ⁴	Average Inter- cepts per Day	Number of ⁵			Costs		Number of					
			Persons Inter- cepted	Intercepts	Incrim- inating Intercepts	Total Cost in \$	Other Than Manpower in \$	Arrests	Trials	Motions to Suppress Intercepts ⁶			Persons Con- victed
										G	D	P	
CLEARWATER													
2007-1	I	-	-	-	-	-	-	-	-	-	-	-	-

⁴ NI indicates never installed. I indicates installed but never used. NP indicates no prosecutor's report.

⁵ NR indicates not reported or could not be determined.

⁶ Motions: G = Granted, D = Denied, P = Pending.

* The first four digits of the A.O. number represent the year in which the wiretap was terminated. Wiretaps that were terminated prior to 2007 were not reported previously because they were part of ongoing investigations.

TABLE B-1
STATE ILLINOIS

CALENDAR YEAR 2007

REPORT BY JUDGES OF COURT-AUTHORIZED INTERCEPTS OF WIRE, ORAL, OR ELECTRONIC COMMUNICATIONS
PURSUANT TO 18 U.S.C. 2519

A.O. Number *	Authorizing Official		Offense Specified	Intercept		Date of Application	Authorized Length		
	Judge	Prosecutor ¹		Type ²	Location ³		Original Order (Days)	Number of Extensions	Total Length (Days)
JOHNSON									
2007-1	WILLIAMSON	SHELTON	NARCOTICS	WC,OO	R	02/22/2007	30	0	30

¹ The prosecuting official authorized the filing of the application under provisions of the state's statute. (See Table 1 for this state's statutory citation.)

² Type: WC = Cellular or Mobile Telephone (Wire), WS = Standard Telephone (Wire), WO = Other (Wire), OM = Microphone (Oral), OO = Other (Oral), ED = Digital Pager (Electronic), EE = Computer or E-Mail (Electronic), EF = Fax Machine (Electronic), EO = Other (Electronic).

³ Location: D = Portable Device, H = Personal Residence, B = Business, A = Public Area, O = Other Location, R = Roving (Relaxed Specification Order), N = Not Specified.

* The first four digits of the A.O. number represent the year in which the wiretap was terminated. Wiretaps that were terminated prior to 2007 were not reported previously because they were part of ongoing investigations.

TABLE B-1
STATE ILLINOIS

CALENDAR YEAR 2007

REPORT BY PROSECUTORS OF COURT-AUTHORIZED INTERCEPTS OF WIRE, ORAL, OR ELECTRONIC COMMUNICATIONS
PURSUANT TO 18 U.S.C. 2519

A.O. Number *	Number Of Days in Oper- ation ⁴	Average Inter- cepts per Day	Number of ⁵			Costs		Number of					
			Persons Inter- cepted	Intercepts	Incrim- inating Intercepts	Total Cost in \$	Other Than Manpower in \$	Arrests	Trials	Motions to Suppress Intercepts ⁶			Persons Con- victed
										G	D	P	
JOHNSON													
2007-1	27	-	5	3	3	-	-	3	2	-	-	-	2

⁴ NI indicates never installed. I indicates installed but never used. NP indicates no prosecutor's report.

⁵ NR indicates not reported or could not be determined.

⁶ Motions: G = Granted, D = Denied, P = Pending.

* The first four digits of the A.O. number represent the year in which the wiretap was terminated. Wiretaps that were terminated prior to 2007 were not reported previously because they were part of ongoing investigations.

TABLE B-1
STATE MARYLAND

CALENDAR YEAR 2007

**REPORT BY JUDGES OF COURT-AUTHORIZED INTERCEPTS OF WIRE, ORAL, OR ELECTRONIC COMMUNICATIONS
PURSUANT TO 18 U.S.C. 2519**

A.O. Number *	Authorizing Official		Offense Specified	Intercept		Date of Application	Authorized Length		
	Judge	Prosecutor ¹		Type ²	Location ³		Original Order (Days)	Number of Extensions	Total Length (Days)
BALTIMORE									
2007-1	TURNBULL	TRIMBLE	NARCOTICS	WC	D	02/21/2007	30	0	30
2007-2	TURNBULL	TRIMBLE	NARCOTICS	WC	D	02/21/2007	30	0	30
2007-3	TURNBULL	TRIMBLE	NARCOTICS	WC	D	02/21/2007	30	0	30
2007-4	TURNBULL	TRIMBLE	NARCOTICS	WC	D	02/21/2007	30	0	30
2007-5	TURNBULL	TRIMBLE	NARCOTICS	WC	D	02/21/2007	30	0	30
2007-6	TURNBULL	TRIMBLE	NARCOTICS	WC	D	02/21/2007	30	0	30
2007-7	TURNBULL	TRIMBLE	NARCOTICS	WC	D	02/21/2007	30	1	60
2007-8	TURNBULL	TRIMBLE	NARCOTICS	WC	D	03/01/2007	30	0	30
2007-9	TURNBULL	TRIMBLE	NARCOTICS	WC	D	03/01/2007	30	0	30
2007-10	TURNBULL	TRIMBLE	NARCOTICS	WC	D	03/09/2007	30	0	30
2007-11	TURNBULL	TRIMBLE	NARCOTICS	WC	D	03/09/2007	30	0	30
2007-12	TURNBULL	TRIMBLE	NARCOTICS	WC	D	03/09/2007	30	0	30
2007-13	TURNBULL	TRIMBLE	NARCOTICS	WC	D	03/15/2007	30	0	30
2007-14	TURNBULL	TRIMBLE	NARCOTICS	WC	D	03/16/2007	30	0	30
2007-15	TURNBULL	TRIMBLE	NARCOTICS	WC	D	03/16/2007	30	0	30
2007-16	TURNBULL	TRIMBLE	NARCOTICS	WC	D	03/16/2007	30	0	30
2007-17	TURNBULL	TRIMBLE	NARCOTICS	WC	D	03/16/2007	30	0	30
2007-18	TURNBULL	TRIMBLE	NARCOTICS	WC	D	03/22/2007	30	0	30
2007-19	TURNBULL	TRIMBLE	NARCOTICS	WC	D	03/22/2007	30	0	30
2007-20	TURNBULL	TRIMBLE	NARCOTICS	WC	D	03/22/2007	30	0	30
2007-21	TURNBULL	TRIMBLE	NARCOTICS	WC	D	03/23/2007	30	0	30
2007-22	TURNBULL	TRIMBLE	NARCOTICS	WS	H	03/29/2007	30	1	60
2007-23	TURNBULL	TRIMBLE	NARCOTICS	WC	D	04/03/2007	30	0	30
2007-24	TURNBULL	TRIMBLE	NARCOTICS	WC	D	04/09/2007	30	0	30
2007-25	TURNBULL	TRIMBLE	NARCOTICS	WC	D	04/09/2007	30	0	30
2007-26	TURNBULL	TRIMBLE	NARCOTICS	WC	D	04/09/2007	30	0	30
2007-27	TURNBULL	TRIMBLE	NARCOTICS	WC	D	04/09/2007	30	0	30
2007-28	TURNBULL	TRIMBLE	NARCOTICS	WC	D	04/11/2007	30	0	30
2007-29	TURNBULL	TRIMBLE	NARCOTICS	WC	D	04/19/2007	30	0	30
2007-30	TURNBULL	TRIMBLE	NARCOTICS	WC	D	04/27/2007	30	0	30
2007-31	TURNBULL	TRIMBLE	NARCOTICS	WC	D	05/02/2007	30	0	30
2007-32	TURNBULL	TRIMBLE	NARCOTICS	WC	D	05/02/2007	30	0	30

¹ The prosecuting official authorized the filing of the application under provisions of the state's statute. (See Table 1 for this state's statutory citation.)

² Type: WC = Cellular or Mobile Telephone (Wire), WS = Standard Telephone (Wire), WO = Other (Wire), OM = Microphone (Oral), OO = Other (Oral), ED = Digital Pager (Electronic), EE = Computer or E-Mail (Electronic), EF = Fax Machine (Electronic), EO = Other (Electronic).

³ Location: D = Portable Device, H = Personal Residence, B = Business, A = Public Area, O = Other Location, R = Roving (Relaxed Specification Order), N = Not Specified.

* The first four digits of the A.O. number represent the year in which the wiretap was terminated. Wiretaps that were terminated prior to 2007 were not reported previously because they were part of ongoing investigations.

TABLE B-1
STATE MARYLAND

CALENDAR YEAR 2007

**REPORT BY PROSECUTORS OF COURT-AUTHORIZED INTERCEPTS OF WIRE, ORAL, OR ELECTRONIC COMMUNICATIONS
PURSUANT TO 18 U.S.C. 2519**

A.O. Number *	Number Of Days in Oper- ation ⁴	Average Inter- cepts per Day	Number of ⁵			Costs		Number of					
			Persons Inter- cepted	Intercepts	Incrim- inating Intercepts	Total Cost in \$	Other Than Manpower in \$	Arrests	Trials	Motions to Suppress Intercepts ⁶			Persons Con- victed
										G	D	P	
BALTIMORE													
2007-1	10	8	306	81	3	500,000	100,000	-	-	-	-	-	-
2007-2	30	67	225	1,997	459	RELATED TO NO. 2007-1		-	-	-	-	-	-
2007-3	30	17	104	502	78	RELATED TO NO. 2007-1		-	-	-	-	-	-
2007-4	10	2	130	17	1	RELATED TO NO. 2007-1		-	-	-	-	-	-
2007-5	30	40	111	1,189	417	RELATED TO NO. 2007-1		-	-	-	-	-	-
2007-6	14	299	550	4,190	49	RELATED TO NO. 2007-1		-	-	-	-	-	-
2007-7	45	13	128	573	62	RELATED TO NO. 2007-1		-	-	-	-	-	-
2007-8	13	7	25	89	-	RELATED TO NO. 2007-1		-	-	-	-	-	-
2007-9	1	14	73	14	-	RELATED TO NO. 2007-1		-	-	-	-	-	-
2007-10	14	68	136	958	83	RELATED TO NO. 2007-1		-	-	-	-	-	-
2007-11	14	68	273	959	24	RELATED TO NO. 2007-1		-	-	-	-	-	-
2007-12	8	45	73	358	40	RELATED TO NO. 2007-1		-	-	-	-	-	-
2007-13	9	-	NR	2	NR	RELATED TO NO. 2007-1		-	-	-	-	-	-
2007-14	22	38	49	841	213	RELATED TO NO. 2007-1		-	-	-	-	-	-
2007-15	22	9	22	191	168	RELATED TO NO. 2007-1		-	-	-	-	-	-
2007-16	22	33	44	729	57	RELATED TO NO. 2007-1		-	-	-	-	-	-
2007-17	22	10	5	211	146	RELATED TO NO. 2007-1		-	-	-	-	-	-
2007-18	27	49	190	1,317	176	RELATED TO NO. 2007-1		-	-	-	-	-	-
2007-19	21	98	89	2,050	573	RELATED TO NO. 2007-1		-	-	-	-	-	-
2007-20	16	114	45	1,822	91	RELATED TO NO. 2007-1		-	-	-	-	-	-
2007-21	15	23	16	346	25	RELATED TO NO. 2007-1		-	-	-	-	-	-
2007-22	36	48	380	1,746	94	RELATED TO NO. 2007-1		-	-	-	-	-	-
2007-23	8	27	35	218	3	RELATED TO NO. 2007-1		-	-	-	-	-	-
2007-24	19	94	179	1,795	36	RELATED TO NO. 2007-1		-	-	-	-	-	-
2007-25	19	119	210	2,258	216	RELATED TO NO. 2007-1		-	-	-	-	-	-
2007-26	17	64	52	1,091	90	RELATED TO NO. 2007-1		-	-	-	-	-	-
2007-27	17	11	90	185	4	RELATED TO NO. 2007-1		-	-	-	-	-	-
2007-28	23	64	93	1,480	284	RELATED TO NO. 2007-1		-	-	-	-	-	-
2007-29	23	74	382	1,703	72	RELATED TO NO. 2007-1		-	-	-	-	-	-
2007-30	15	112	57	1,683	86	RELATED TO NO. 2007-1		-	-	-	-	-	-
2007-31	9	1	NR	10	NR	RELATED TO NO. 2007-1		-	-	-	-	-	-
2007-32	9	85	210	761	22	RELATED TO NO. 2007-1		-	-	-	-	-	-

⁴ NI indicates never installed. I indicates installed but never used. NP indicates no prosecutor's report.

⁵ NR indicates not reported or could not be determined.

⁶ Motions: G = Granted, D = Denied, P = Pending.

* The first four digits of the A.O. number represent the year in which the wiretap was terminated. Wiretaps that were terminated prior to 2007 were not reported previously because they were part of ongoing investigations.

TABLE B-1
STATE MARYLAND

CALENDAR YEAR 2007

**REPORT BY JUDGES OF COURT-AUTHORIZED INTERCEPTS OF WIRE, ORAL, OR ELECTRONIC COMMUNICATIONS
PURSUANT TO 18 U.S.C. 2519**

A.O. Number *	Authorizing Official		Offense Specified	Intercept		Date of Application	Authorized Length		
	Judge	Prosecutor ¹		Type ²	Location ³		Original Order (Days)	Number of Extensions	Total Length (Days)
BALTIMORE (CONTINUED)									
2007-33	TURNBULL	TRIMBLE	NARCOTICS	WC	D	05/02/2007	30	0	30
2007-34	TURNBULL	TRIMBLE	NARCOTICS	WC	D	05/02/2007	30	0	30
2007-35	CAHILL	REILLY	CONSPIRACY	WC	D	11/06/2007	30	0	30
2007-36	CAHILL	REILLY	CONSPIRACY	WC	D	11/06/2007	30	0	30
2007-37	CAHILL	REILLY	CONSPIRACY	WC	D	11/21/2007	15	0	15
2007-38	CAHILL	REILLY	CONSPIRACY	WC	D	11/21/2007	30	0	30
2007-39	CAHILL	REILLY	CONSPIRACY	WC	D	11/21/2007	30	0	30
BALTIMORE CITY									
2007-1	RASIN	JESSAMY	NARCOTICS	WC	D	01/25/2007	22	0	22
2007-2	RASIN	JESSAMY	NARCOTICS	WC	D	02/07/2007	29	2	80
2007-3	RASIN	JESSAMY	NARCOTICS	WC	D	02/07/2007	29	0	29
2007-4	RASIN	JESSAMY	NARCOTICS	WC	D	02/22/2007	30	1	41
2007-5	RASIN	JESSAMY	NARCOTICS	WC	D	03/07/2007	30	0	30
2007-6	WILLIAMS	JESSAMY	NARCOTICS	WC	D	03/20/2007	30	2	90
2007-7	WILLIAMS	JESSAMY	NARCOTICS	WC	D	03/20/2007	30	0	30
2007-8	WILLIAMS	JESSAMY	NARCOTICS	WC	D	03/20/2007	30	0	30
2007-9	RASIN	JESSAMY	NARCOTICS	WC	D	03/30/2007	29	0	29
2007-10	WILLIAMS	JESSAMY	NARCOTICS	WC	D	04/03/2007	30	0	30
2007-11	RASIN	JESSAMY	NARCOTICS	WC	D	04/10/2007	30	0	30
2007-12	WILLIAMS	JESSAMY	NARCOTICS	WC	D	04/11/2007	30	1	60
2007-13	WILLIAMS	JESSAMY	NARCOTICS	WC	D	04/11/2007	30	1	60
2007-14	WILLIAMS	JESSAMY	NARCOTICS	WC	D	04/11/2007	30	0	30
2007-15	WILLIAMS	JESSAMY	NARCOTICS	WC	D	04/25/2007	30	0	30
2007-16	WILLIAMS	JESSAMY	NARCOTICS	WC	D	04/25/2007	30	0	30
2007-17	WILLIAMS	JESSAMY	NARCOTICS	WC	D	05/02/2007	30	0	30
2007-18	WILLIAMS	JESSAMY	NARCOTICS	WC	D	05/02/2007	30	0	30
2007-19	RASIN	JESSAMY	NARCOTICS	WC	D	05/10/2007	20	0	20
2007-20	WILLIAMS	JESSAMY	NARCOTICS	WC	D	05/14/2007	30	0	30
2007-21	WILLIAMS	JESSAMY	NARCOTICS	WC	D	05/14/2007	30	0	30
2007-22	WILLIAMS	JESSAMY	NARCOTICS	WC	D	05/14/2007	30	0	30
2007-23	WILLIAMS	JESSAMY	NARCOTICS	WC	D	05/17/2007	30	0	30

¹ The prosecuting official authorized the filing of the application under provisions of the state's statute. (See Table 1 for this state's statutory citation.)

² Type: WC = Cellular or Mobile Telephone (Wire), WS = Standard Telephone (Wire), WO = Other (Wire), OM = Microphone (Oral), OO = Other (Oral), ED = Digital Pager (Electronic), EE = Computer or E-Mail (Electronic), EF = Fax Machine (Electronic), EO = Other (Electronic).

³ Location: D = Portable Device, H = Personal Residence, B = Business, A = Public Area, O = Other Location, R = Roving (Relaxed Specification Order), N = Not Specified.

* The first four digits of the A.O. number represent the year in which the wiretap was terminated. Wiretaps that were terminated prior to 2007 were not reported previously because they were part of ongoing investigations.

TABLE B-1
STATE MARYLAND

CALENDAR YEAR 2007

**REPORT BY PROSECUTORS OF COURT-AUTHORIZED INTERCEPTS OF WIRE, ORAL, OR ELECTRONIC COMMUNICATIONS
PURSUANT TO 18 U.S.C. 2519**

A.O. Number *	Number Of Days in Oper- ation ⁴	Average Inter- cepts per Day	Number of ⁵			Costs		Number of					
			Persons Inter- cepted	Intercepts	Incrim- inating Intercepts	Total Cost in \$	Other Than Manpower in \$	Arrests	Trials	Motions to Suppress Intercepts ⁶			Persons Con- victed
										G	D	P	
BALTIMORE (CONTINUED)													
2007-33	9	122	380	1,094	52	RELATED TO NO. 2007-1		-	-	-	-	-	-
2007-34	9	30	75	266	23	RELATED TO NO. 2007-1		-	-	-	-	-	-
2007-35	30	3	3	83	24	161,612	15,000	-	-	-	-	-	-
2007-36	30	87	179	2,611	75	RELATED TO NO. 2007-35		-	-	-	-	-	-
2007-37	15	34	49	506	8	RELATED TO NO. 2007-35		-	-	-	-	-	-
2007-38	30	7	13	197	39	RELATED TO NO. 2007-35		-	-	-	-	-	-
2007-39	30	52	46	1,567	52	RELATED TO NO. 2007-35		-	-	-	-	-	-
BALTIMORE CITY													
2007-1	22	13	40	283	7	526,740	3,090	-	-	-	-	-	-
2007-2	80	275	292	22,021	22,021	RELATED TO NO. 2007-1		-	-	-	-	-	-
2007-3	29	89	95	2,569	150	RELATED TO NO. 2007-1		-	-	-	-	-	-
2007-4	41	53	76	2,181	74	RELATED TO NO. 2007-1		-	-	-	-	-	-
2007-5	30	109	183	3,282	302	RELATED TO NO. 2007-1		-	-	-	-	-	-
2007-6	65	144	551	9,334	264	80,103	36,382	3	-	-	-	-	-
2007-7	30	50	194	1,515	66	RELATED TO NO. 2007-6		RELATED TO NO. 2007-6					
2007-8	30	13	7	389	8	RELATED TO NO. 2007-6		RELATED TO NO. 2007-6					
2007-9	29	329	NR	9,539	NR	RELATED TO NO. 2007-1		-	-	-	-	-	-
2007-10	29	5	13	143	42	RELATED TO NO. 2007-6		RELATED TO NO. 2007-6					
2007-11	30	188	259	5,640	950	RELATED TO NO. 2007-1		-	-	-	-	-	-
2007-12	43	122	307	5,259	233	RELATED TO NO. 2007-6		RELATED TO NO. 2007-6					
2007-13	43	16	18	700	28	RELATED TO NO. 2007-6		RELATED TO NO. 2007-6					
2007-14	27	8	30	215	33	RELATED TO NO. 2007-6		RELATED TO NO. 2007-6					
2007-15	13	1	7	19	1	RELATED TO NO. 2007-6		RELATED TO NO. 2007-6					
2007-16	13	-	-	-	-	RELATED TO NO. 2007-1		-	-	-	-	-	-
2007-17	7	3	14	21	-	RELATED TO NO. 2007-6		-	-	-	-	-	-
2007-18	7	-	-	-	-	RELATED TO NO. 2007-6		-	-	-	-	-	-
2007-19	20	57	39	1,131	70	RELATED TO NO. 2007-1		-	-	-	-	-	-
2007-20	10	50	56	497	15	RELATED TO NO. 2007-6		-	-	-	-	-	-
2007-21	5	7	25	35	-	RELATED TO NO. 2007-6		-	-	-	-	-	-
2007-22	5	147	37	734	-	RELATED TO NO. 2007-6		-	-	-	-	-	-
2007-23	7	-	NR	1	NR	RELATED TO NO. 2007-6		-	-	-	-	-	-

⁴ NI indicates never installed. I indicates installed but never used. NP indicates no prosecutor's report.

⁵ NR indicates not reported or could not be determined.

⁶ Motions: G = Granted, D = Denied, P = Pending.

* The first four digits of the A.O. number represent the year in which the wiretap was terminated. Wiretaps that were terminated prior to 2007 were not reported previously because they were part of ongoing investigations.

TABLE B-1
STATE MARYLAND

CALENDAR YEAR 2007

**REPORT BY JUDGES OF COURT-AUTHORIZED INTERCEPTS OF WIRE, ORAL, OR ELECTRONIC COMMUNICATIONS
PURSUANT TO 18 U.S.C. 2519**

A.O. Number *	Authorizing Official		Offense Specified	Intercept		Date of Application	Authorized Length		
	Judge	Prosecutor ¹		Type ²	Location ³		Original Order (Days)	Number of Extensions	Total Length (Days)
BALTIMORE CITY(CONTINUED)									
2007-24	DOORY	JESSAMY	NARCOTICS	WC	D	08/20/2007	30	1	60
2007-25	DOORY	JESSAMY	NARCOTICS	WC	D	08/20/2007	30	1	60
2007-26	DOORY	JESSAMY	NARCOTICS	WC	D	08/20/2007	30	0	30
2007-27	DOORY	JESSAMY	NARCOTICS	WC	D	08/20/2007	30	0	30
2007-28	DOORY	JESSAMY	NARCOTICS	WC	D	08/20/2007	30	0	30
2007-29	DOORY	JESSAMY	NARCOTICS	WC	D	08/20/2007	30	0	30
2007-30	DOORY	JESSAMY	NARCOTICS	WC	D	09/06/2007	30	0	30
2007-31	DOORY	JESSAMY	NARCOTICS	WC	D	09/06/2007	30	0	30
2007-32	DOORY	JESSAMY	NARCOTICS	WC	D	09/06/2007	30	0	30
2007-33	DOORY	JESSAMY	NARCOTICS	WC	D	09/06/2007	30	0	30
2007-34	DOORY	JESSAMY	NARCOTICS	WC	D	10/03/2007	30	1	60
2007-35	GLYNN	JESSAMY	NARCOTICS	WC	D	10/10/2007	30	0	30
2007-36	GLYNN	JESSAMY	NARCOTICS	WC	D	10/10/2007	30	0	30
2007-37	DOORY	JESSAMY	NARCOTICS	WC	D	10/19/2007	30	0	30
2007-38	DOORY	JESSAMY	NARCOTICS	WC	D	10/19/2007	30	0	30
2007-39	DOORY	JESSAMY	NARCOTICS	WC	D	10/19/2007	30	2	90
2007-40	DOORY	JESSAMY	NARCOTICS	WC	D	10/19/2007	30	2	90
2007-41	GLYNN	JESSAMY	MURDER	WC	D	11/19/2007	30	0	30
2007-42	MATRICCIANI	JESSAMY	MURDER	WC	D	12/05/2007	30	0	30
FREDERICK									
2007-1	DWYER	SMITH	NARCOTICS	WC	D	05/16/2007	30	0	30
2007-2	DWYER	SMITH	NARCOTICS	WC	D	06/06/2007	30	0	30
HARFORD									
2007-1	MARSHALL	CASSILLY	NARCOTICS	WC	D	03/26/2007	30	0	30
2007-2	MARSHALL	CASSILLY	NARCOTICS	WC	D	03/26/2007	30	0	30
2007-3	MARSHALL	CASSILLY	NARCOTICS	WC	D	03/26/2007	30	1	60
2007-4	MARSHALL	CASSILLY	NARCOTICS	WC	D	03/26/2007	30	3	120
2007-5	MARSHALL	CASSILLY	NARCOTICS	WC	D	03/27/2007	30	3	120
2007-6	MARSHALL	CASSILLY	NARCOTICS	WC	D	04/02/2007	30	0	30
2007-7	MARSHALL	CASSILLY	NARCOTICS	WC	D	04/03/2007	30	0	30
2007-8	MARSHALL	CASSILLY	NARCOTICS	WC	D	04/17/2007	30	0	30
2007-9	MARSHALL	CASSILLY	NARCOTICS	WC	D	04/17/2007	30	0	30

¹ The prosecuting official authorized the filing of the application under provisions of the state's statute. (See Table 1 for this state's statutory citation.)

² Type: WC = Cellular or Mobile Telephone (Wire), WS = Standard Telephone (Wire), WO = Other (Wire), OM = Microphone (Oral), OO = Other (Oral), ED = Digital Pager (Electronic), EE = Computer or E-Mail (Electronic), EF = Fax Machine (Electronic), EO = Other (Electronic).

³ Location: D = Portable Device, H = Personal Residence, B = Business, A = Public Area, O = Other Location, R = Roving (Relaxed Specification Order), N = Not Specified.

* The first four digits of the A.O. number represent the year in which the wiretap was terminated. Wiretaps that were terminated prior to 2007 were not reported previously because they were part of ongoing investigations.

TABLE B-1
STATE MARYLAND

CALENDAR YEAR 2007

**REPORT BY PROSECUTORS OF COURT-AUTHORIZED INTERCEPTS OF WIRE, ORAL, OR ELECTRONIC COMMUNICATIONS
PURSUANT TO 18 U.S.C. 2519**

A.O. Number *	Number Of Days in Oper- ation ⁴	Average Inter- cepts per Day	Number of ⁵			Costs		Number of					
			Persons Inter- cepted	Intercepts	Incrim- inating Intercepts	Total Cost in \$	Other Than Manpower in \$	Arrests	Trials	Motions to Suppress Intercepts ⁶			Persons Con- victed
										G	D	P	
BALTIMORE CITY (CONTINUED)													
2007-24	35	19	57	680	31	-	-	-	-	-	-	-	-
2007-25	35	200	99	7,005	307	-	-	-	-	-	-	-	-
2007-26	25	17	57	416	12	-	-	-	-	-	-	-	-
2007-27	25	269	82	6,716	335	-	-	-	-	-	-	-	-
2007-28	15	59	97	882	11	-	-	-	-	-	-	-	-
2007-29	15	76	91	1,139	29	-	-	-	-	-	-	-	-
2007-30	22	13	29	291	6	-	-	-	-	-	-	-	-
2007-31	22	101	91	2,217	202	-	-	-	-	-	-	-	-
2007-32	I	-	-	-	-	-	-	-	-	-	-	-	-
2007-33	28	264	22	7,401	261	-	-	-	-	-	-	-	-
2007-34	49	5	NR	247	10	-	-	-	-	-	-	-	-
2007-35	16	35	68	553	1	-	-	-	-	-	-	-	-
2007-36	16	49	81	785	2	-	-	-	-	-	-	-	-
2007-37	29	2	30	71	8	-	-	-	-	-	-	-	-
2007-38	29	5	10	153	31	-	-	-	-	-	-	-	-
2007-39	64	19	159	1,199	33	-	-	-	-	-	-	-	-
2007-40	64	113	86	7,219	225	-	-	-	-	-	-	-	-
2007-41	18	77	146	1,379	103	21,246	3,394	2	-	-	-	-	-
2007-42	18	190	327	3,422	215	69,320	4,320	3	-	-	-	-	-
FREDERICK													
2007-1	30	51	130	1,523	125	45,500	3,500	-	-	-	-	-	-
2007-2	30	22	40	645	19	RELATED TO NO. 2007-1		-	-	-	-	-	-
HARFORD													
2007-1	17	315	30	5,356	757	114,672	30,000	10	-	-	-	-	-
2007-2	29	93	35	2,709	341	RELATED TO NO. 2007-1		RELATED TO NO. 2007-1					
2007-3	46	119	22	5,461	165	RELATED TO NO. 2007-1		RELATED TO NO. 2007-1					
2007-4	69	211	25	14,572	1,257	RELATED TO NO. 2007-1		RELATED TO NO. 2007-1					
2007-5	90	61	17	5,518	351	RELATED TO NO. 2007-1		RELATED TO NO. 2007-1					
2007-6	29	47	20	1,371	196	RELATED TO NO. 2007-1		RELATED TO NO. 2007-1					
2007-7	9	81	20	730	75	RELATED TO NO. 2007-1		RELATED TO NO. 2007-1					
2007-8	27	176	10	4,750	120	RELATED TO NO. 2007-1		RELATED TO NO. 2007-1					
2007-9	7	91	10	635	79	RELATED TO NO. 2007-1		RELATED TO NO. 2007-1					

⁴ NI indicates never installed. I indicates installed but never used. NP indicates no prosecutor's report.

⁵ NR indicates not reported or could not be determined.

⁶ Motions: G = Granted, D = Denied, P = Pending.

* The first four digits of the A.O. number represent the year in which the wiretap was terminated. Wiretaps that were terminated prior to 2007 were not reported previously because they were part of ongoing investigations.

TABLE B-1
STATE MARYLAND

CALENDAR YEAR 2007

**REPORT BY JUDGES OF COURT-AUTHORIZED INTERCEPTS OF WIRE, ORAL, OR ELECTRONIC COMMUNICATIONS
PURSUANT TO 18 U.S.C. 2519**

A.O. Number *	Authorizing Official		Offense Specified	Intercept		Date of Application	Authorized Length		
	Judge	Prosecutor ¹		Type ²	Location ³		Original Order (Days)	Number of Extensions	Total Length (Days)
HARFORD (CONTINUED)									
2007-10	MARSHALL	CASSILLY	NARCOTICS	WC	D	04/30/2007	30	0	30
2007-11	MARSHALL	CASSILLY	NARCOTICS	WC	D	04/30/2007	30	2	90
2007-12	MARSHALL	CASSILLY	NARCOTICS	WC	D	05/25/2007	30	0	30
2007-13	MARSHALL	CASSILLY	NARCOTICS	OO	O	05/25/2007	30	1	60
2007-14	MARSHALL	CASSILLY	NARCOTICS	WC	D	06/12/2007	30	0	30
HOWARD									
2007-1	SWEENEY	MCCRONE	MURDER	WS,WC	H,D	05/18/2007	30	0	30
2007-2	BERNHARDT	MCCRONE	NARCOTICS	WC	D	05/18/2007	30	0	30
2007-3	BERNHARDT	MCCRONE	NARCOTICS	WC	D	05/18/2007	30	0	30
2007-4	BERNHARDT	MCCRONE	NARCOTICS	WC	D	09/18/2007	30	0	30
2007-5	BERNHARDT	MCCRONE	NARCOTICS	WC	D	09/18/2007	30	0	30
2007-6	BERNHARDT	MCCRONE	NARCOTICS	WC	D	10/03/2007	30	0	30
2007-7	BERNHARDT	MCCRONE	NARCOTICS	WC	D	10/03/2007	30	0	30
2007-8	BERNHARDT	MCCRONE	NARCOTICS	WC	D	10/03/2007	30	0	30
2007-9	BERNHARDT	MCCRONE	NARCOTICS	WC	D	10/03/2007	30	0	30
2007-10	BERNHARDT	MCCRONE	NARCOTICS	WC	D	10/12/2007	21	0	21
WASHINGTON									
2007-1	MCDOWELL	STRONG	NARCOTICS	WC	D	10/05/2007	30	1	60

¹ The prosecuting official authorized the filing of the application under provisions of the state's statute. (See Table 1 for this state's statutory citation.)

² Type: WC = Cellular or Mobile Telephone (Wire), WS = Standard Telephone (Wire), WO = Other (Wire), OM = Microphone (Oral), OO = Other (Oral), ED = Digital Pager (Electronic), EE = Computer or E-Mail (Electronic), EF = Fax Machine (Electronic), EO = Other (Electronic).

³ Location: D = Portable Device, H = Personal Residence, B = Business, A = Public Area, O = Other Location, R = Roving (Relaxed Specification Order), N = Not Specified.

* The first four digits of the A.O. number represent the year in which the wiretap was terminated. Wiretaps that were terminated prior to 2007 were not reported previously because they were part of ongoing investigations.

TABLE B-1
STATE MARYLAND

CALENDAR YEAR 2007

**REPORT BY PROSECUTORS OF COURT-AUTHORIZED INTERCEPTS OF WIRE, ORAL, OR ELECTRONIC COMMUNICATIONS
PURSUANT TO 18 U.S.C. 2519**

A.O. Number *	Number Of Days in Oper- ation ⁴	Average Inter- cepts per Day	Number of ⁵			Costs		Number of					
			Persons Inter- cepted	Intercepts	Incrim- inating Intercepts	Total Cost in \$	Other Than Manpower in \$	Arrests	Trials	Motions to Suppress Intercepts ⁶			Persons Con- victed
										G	D	P	
HARFORD (CONTINUED)													
2007-10	18	93	12	1,678	235	RELATED TO NO. 2007-1		RELATED TO NO. 2007-1					
2007-11	58	136	38	7,887	511	RELATED TO NO. 2007-1		RELATED TO NO. 2007-1					
2007-12	23	17	4	386	1	RELATED TO NO. 2007-1		RELATED TO NO. 2007-1					
2007-13	33	3	4	90	5	RELATED TO NO. 2007-1		RELATED TO NO. 2007-1					
2007-14	15	204	16	3,060	432	RELATED TO NO. 2007-1		RELATED TO NO. 2007-1					
HOWARD													
2007-1	4	80	15	319	59	23,200	3,200	3	-	-	-	-	-
2007-2	30	7	120	215	89	77,000	7,000	5	-	-	-	-	-
2007-3	NP	-	-	-	-	-	-	-	-	-	-	-	-
2007-4	30	164	40	4,930	373	RELATED TO NO. 2007-2		RELATED TO NO. 2007-2					
2007-5	NP	-	-	-	-	-	-	-	-	-	-	-	-
2007-6	22	54	25	1,183	21	RELATED TO NO. 2007-2		RELATED TO NO. 2007-2					
2007-7	15	20	20	302	114	RELATED TO NO. 2007-2		RELATED TO NO. 2007-2					
2007-8	NP	-	-	-	-	-	-	-	-	-	-	-	-
2007-9	NP	-	-	-	-	-	-	-	-	-	-	-	-
2007-10	13	36	12	471	87	RELATED TO NO. 2007-2		RELATED TO NO. 2007-2					
WASHINGTON													
2007-1	48	52	25	2,500	125	28,819	6,400	1	-	-	-	1	-

⁴ NI indicates never installed. I indicates installed but never used. NP indicates no prosecutor's report.

⁵ NR indicates not reported or could not be determined.

⁶ Motions: G = Granted, D = Denied, P = Pending.

* The first four digits of the A.O. number represent the year in which the wiretap was terminated. Wiretaps that were terminated prior to 2007 were not reported previously because they were part of ongoing investigations.

TABLE B-1
STATE MASSACHUSETTS

CALENDAR YEAR 2007

**REPORT BY JUDGES OF COURT-AUTHORIZED INTERCEPTS OF WIRE, ORAL, OR ELECTRONIC COMMUNICATIONS
PURSUANT TO 18 U.S.C. 2519**

A.O. Number *	Authorizing Official		Offense Specified	Intercept		Date of Application	Authorized Length		
	Judge	Prosecutor ¹		Type ²	Location ³		Original Order (Days)	Number of Extensions	Total Length (Days)
BRISTOL									
2007-1	MCDONALD	BUTTS	NARCOTICS	WC	D	08/03/2007	15	1	30
MIDDLESEX									
2007-1	ZOBEL	SOLET	GAMBLING	WC,WS	D,H	04/30/2007	15	1	30
NORFOLK									
2007-1	FABRICANT	KEATING	MURDER	WS	O	04/06/2007	15	0	15
2007-2	FABRICANT	KEATING	MURDER	WS	O	04/12/2007	15	0	15
2007-3	CONNORS	KEATING	GAMBLING	WC,WS,OO	D,H,O	06/11/2007	15	8	135
SUFFOLK									
2007-1	BALL	O'BRIEN	LARCENY	WS,EF	B	12/12/2007	15	0	15
2007-2	BALL	O'BRIEN	LARCENY	WS	B	12/12/2007	15	0	15
2007-3	BALL	O'BRIEN	LARCENY	WC	D	12/12/2007	15	0	15
2007-4	BALL	O'BRIEN	LARCENY	WS	B	12/18/2007	10	0	10

¹ The prosecuting official authorized the filing of the application under provisions of the state's statute. (See Table 1 for this state's statutory citation.)

² Type: WC = Cellular or Mobile Telephone (Wire), WS = Standard Telephone (Wire), WO = Other (Wire), OM = Microphone (Oral), OO = Other (Oral), ED = Digital Pager (Electronic), EE = Computer or E-Mail (Electronic), EF = Fax Machine (Electronic), EO = Other (Electronic).

³ Location: D = Portable Device, H = Personal Residence, B = Business, A = Public Area, O = Other Location, R = Roving (Relaxed Specification Order), N = Not Specified.

* The first four digits of the A.O. number represent the year in which the wiretap was terminated. Wiretaps that were terminated prior to 2007 were not reported previously because they were part of ongoing investigations.

TABLE B-1
STATE MASSACHUSETTS

CALENDAR YEAR 2007

**REPORT BY PROSECUTORS OF COURT-AUTHORIZED INTERCEPTS OF WIRE, ORAL, OR ELECTRONIC COMMUNICATIONS
PURSUANT TO 18 U.S.C. 2519**

A.O. Number *	Number Of Days in Oper- ation ⁴	Average Inter- cepts per Day	Number of ⁵			Costs		Number of					
			Persons Inter- cepted	Intercepts	Incrim- inating Intercepts	Total Cost in \$	Other Than Manpower in \$	Arrests	Trials	Motions to Suppress Intercepts ⁶			Persons Con- victed
										G	D	P	
BRISTOL													
2007-1	28	187	64	5,237	427	59,422	-	25	-	-	-	-	-
MIDDLESEX													
2007-1	30	42	24	1,251	1,251	44,402	4,225	-	-	-	-	-	-
NORFOLK													
2007-1	2	1	4	2	2	2,200	300	-	-	-	-	-	-
2007-2	5	1	4	5	5	5,100	300	-	-	-	-	-	-
2007-3	135	161	80	21,711	12,557	177,008	23,750	-	-	-	-	-	-
SUFFOLK													
2007-1	15	28	51	420	139	74,000	5,500	-	-	-	-	-	-
2007-2	15	77	187	1,152	271	RELATED TO NO. 2007-1		-	-	-	-	-	-
2007-3	8	67	3	534	-	RELATED TO NO. 2007-1		-	-	-	-	-	-
2007-4	10	87	61	866	245	RELATED TO NO. 2007-1		-	-	-	-	-	-

⁴ NI indicates never installed. I indicates installed but never used. NP indicates no prosecutor's report.

⁵ NR indicates not reported or could not be determined.

⁶ Motions: G = Granted, D = Denied, P = Pending.

* The first four digits of the A.O. number represent the year in which the wiretap was terminated. Wiretaps that were terminated prior to 2007 were not reported previously because they were part of ongoing investigations.

TABLE B-1
STATE MINNESOTA

CALENDAR YEAR 2007

REPORT BY JUDGES OF COURT-AUTHORIZED INTERCEPTS OF WIRE, ORAL, OR ELECTRONIC COMMUNICATIONS
PURSUANT TO 18 U.S.C. 2519

A.O. Number *	Authorizing Official		Offense Specified	Intercept		Date of Application	Authorized Length		
	Judge	Prosecutor ¹		Type ²	Location ³		Original Order (Days)	Number of Extensions	Total Length (Days)
HENNEPIN									
2007-1	MABLEY	FREEMAN	MURDER	WS	H	08/10/2007	30	0	30
2007-2	MABLEY	FREEMAN	MURDER	WS	H	08/10/2007	30	1	60
2007-3	MABLEY	FREEMAN	MURDER	WC	D	08/10/2007	30	1	60
2007-4	MABLEY	FREEMAN	MURDER	WC	D	08/10/2007	30	1	60
2007-5	MABLEY	FREEMAN	MURDER	OM	H	08/10/2007	30	1	60

¹ The prosecuting official authorized the filing of the application under provisions of the state's statute. (See Table 1 for this state's statutory citation.)

² Type: WC = Cellular or Mobile Telephone (Wire), WS = Standard Telephone (Wire), WO = Other (Wire), OM = Microphone (Oral), OO = Other (Oral), ED = Digital Pager (Electronic), EE = Computer or E-Mail (Electronic), EF = Fax Machine (Electronic), EO = Other (Electronic).

³ Location: D = Portable Device, H = Personal Residence, B = Business, A = Public Area, O = Other Location, R = Roving (Relaxed Specification Order), N = Not Specified.

* The first four digits of the A.O. number represent the year in which the wiretap was terminated. Wiretaps that were terminated prior to 2007 were not reported previously because they were part of ongoing investigations.

TABLE B-1
STATE MINNESOTA

CALENDAR YEAR 2007

REPORT BY PROSECUTORS OF COURT-AUTHORIZED INTERCEPTS OF WIRE, ORAL, OR ELECTRONIC COMMUNICATIONS
PURSUANT TO 18 U.S.C. 2519

A.O. Number *	Number Of Days in Oper- ation ⁴	Average Inter- cepts per Day	Number of ⁵			Costs		Number of					
			Persons Inter- cepted	Intercepts	Incrim- inating Intercepts	Total Cost in \$	Other Than Manpower in \$	Arrests	Trials	Motions to Suppress Intercepts ⁶			Persons Con- victed
										G	D	P	
HENNEPIN													
2007-1	NP	-	-	-	-	-	-	-	-	-	-	-	-
2007-2	NP	-	-	-	-	-	-	-	-	-	-	-	-
2007-3	NP	-	-	-	-	-	-	-	-	-	-	-	-
2007-4	NP	-	-	-	-	-	-	-	-	-	-	-	-
2007-5	NP	-	-	-	-	-	-	-	-	-	-	-	-

⁴ NI indicates never installed. I indicates installed but never used. NP indicates no prosecutor's report.

⁵ NR indicates not reported or could not be determined.

⁶ Motions: G = Granted, D = Denied, P = Pending.

* The first four digits of the A.O. number represent the year in which the wiretap was terminated. Wiretaps that were terminated prior to 2007 were not reported previously because they were part of ongoing investigations.

TABLE B-1
STATE NEVADA

CALENDAR YEAR 2007

REPORT BY JUDGES OF COURT-AUTHORIZED INTERCEPTS OF WIRE, ORAL, OR ELECTRONIC COMMUNICATIONS
PURSUANT TO 18 U.S.C. 2519

A.O. Number *	Authorizing Official		Offense Specified	Intercept		Date of Application	Authorized Length		
	Judge	Prosecutor ¹		Type ²	Location ³		Original Order (Days)	Number of Extensions	Total Length (Days)
CLARK									
2007-1	BELL	ROGER	NARCOTICS	WC	D	01/29/2007	30	0	30
2007-2	BELL	ROGER	NARCOTICS	WC	D	02/23/2007	30	0	30
2007-3	BELL	ROGER	MURDER	WC,WS	D,H	03/07/2007	30	0	30
2007-4	BELL	ROGER	NARCOTICS	WC	D	05/21/2007	30	0	30
2007-5	HARDCASTLE	ROGER	NARCOTICS	WC	D	05/25/2007	30	3	120
2007-6	GLASS	ROGER	MURDER	WC	D	06/04/2007	1	0	1
2007-7	BELL	ROGER	NARCOTICS	WC	D	06/05/2007	30	0	30
2007-8	BELL	ROGER	NARCOTICS	WC	D	06/21/2007	30	0	30
2007-9	BELL	ROGER	NARCOTICS	WC	D	06/26/2007	30	0	30
2007-10	BELL	ROGER	NARCOTICS	WC	D	07/12/2007	30	0	30
2007-11	HARDCASTLE	ROGER	NARCOTICS	WC	D	08/16/2007	30	0	30
2007-12	BELL	ROGER	NARCOTICS	WC	D	09/06/2007	30	0	30
2007-13	BELL	ROGER	NARCOTICS	WC	D	09/17/2007	30	0	30
2007-14	BELL	ROGER	NARCOTICS	WC	D	09/17/2007	30	0	30
2007-15	BELL	ROGER	NARCOTICS	WC	D	09/21/2007	30	0	30
2007-16	BELL	ROGER	NARCOTICS	WC	D	10/02/2007	30	0	30
2007-17	BELL	ROGER	NARCOTICS	WC	D	10/15/2007	30	0	30
2007-18	BELL	ROGER	NARCOTICS	WC	D	10/18/2007	30	0	30
2007-19	HARDCASTLE	ROGER	NARCOTICS	WC	D	10/25/2007	30	0	30
2007-20	BELL	ROGER	NARCOTICS	WC	D	11/01/2007	30	0	30
2007-21	HARDCASTLE	ROGER	NARCOTICS	WC	D	11/16/2007	30	0	30
2007-22	HARDCASTLE	ROGER	NARCOTICS	WC	D	11/19/2007	30	0	30

¹ The prosecuting official authorized the filing of the application under provisions of the state's statute. (See Table 1 for this state's statutory citation.)

² Type: WC = Cellular or Mobile Telephone (Wire), WS = Standard Telephone (Wire), WO = Other (Wire), OM = Microphone (Oral), OO = Other (Oral), ED = Digital Pager (Electronic), EE = Computer or E-Mail (Electronic), EF = Fax Machine (Electronic), EO = Other (Electronic).

³ Location: D = Portable Device, H = Personal Residence, B = Business, A = Public Area, O = Other Location, R = Roving (Relaxed Specification Order), N = Not Specified.

* The first four digits of the A.O. number represent the year in which the wiretap was terminated. Wiretaps that were terminated prior to 2007 were not reported previously because they were part of ongoing investigations.

TABLE B-1
STATE NEVADA

CALENDAR YEAR 2007

REPORT BY PROSECUTORS OF COURT-AUTHORIZED INTERCEPTS OF WIRE, ORAL, OR ELECTRONIC COMMUNICATIONS
PURSUANT TO 18 U.S.C. 2519

A.O. Number *	Number Of Days in Oper- ation ⁴	Average Inter- cepts per Day	Number of ⁵			Costs		Number of					
			Persons Inter- cepted	Intercepts	Incrim- inating Intercepts	Total Cost in \$	Other Than Manpower in \$	Arrests	Trials	Motions to Suppress Intercepts ⁶			Persons Con- victed
										G	D	P	
CLARK													
2007-1	30	16	20	487	44	111,000	4,250	1	-	-	-	-	-
2007-2	19	87	98	1,652	118	RELATED TO NO. 2007-1		RELATED TO NO. 2007-1					
2007-3	7	2	5	15	1	13,560	1,200	1	-	-	-	-	-
2007-4	15	45	164	677	113	33,462	700	4	-	-	-	-	3
2007-5	120	304	1,282	36,525	16,775	33,463	700	-	-	-	-	-	-
2007-6	1	1	2	1	-	-	-	-	-	-	-	-	-
2007-7	30	84	161	2,528	608	33,388	625	3	-	-	-	-	-
2007-8	15	6	21	86	7	33,388	625	-	-	-	-	-	-
2007-9	30	76	234	2,289	625	33,388	625	-	-	-	-	-	-
2007-10	30	18	52	543	241	33,388	625	1	-	-	-	-	-
2007-11	22	37	64	822	342	33,538	775	4	-	-	-	-	4
2007-12	11	113	70	1,246	602	39,621	1,400	-	-	-	-	-	-
2007-13	30	18	41	553	119	20,511	1,400	-	-	-	-	-	-
2007-14	30	30	134	907	309	20,636	1,525	4	-	-	-	-	-
2007-15	30	221	377	6,636	2,971	19,811	700	-	-	-	-	-	-
2007-16	30	26	70	765	230	20,810	1,700	-	-	-	-	-	-
2007-17	NI	-	-	-	-	-	-	-	-	-	-	-	-
2007-18	30	64	121	1,915	646	19,736	625	-	-	-	-	-	-
2007-19	24	7	56	179	19	19,811	700	-	-	-	-	-	-
2007-20	30	2	11	70	15	19,736	625	-	-	-	-	-	-
2007-21	30	107	246	3,218	714	13,990	1,250	-	-	-	-	-	-
2007-22	25	72	90	1,798	567	20,361	1,250	-	-	-	-	-	-

⁴ NI indicates never installed. I indicates installed but never used. NP indicates no prosecutor's report.

⁵ NR indicates not reported or could not be determined.

⁶ Motions: G = Granted, D = Denied, P = Pending.

* The first four digits of the A.O. number represent the year in which the wiretap was terminated. Wiretaps that were terminated prior to 2007 were not reported previously because they were part of ongoing investigations.

TABLE B-1
STATE NEW JERSEY

CALENDAR YEAR 2007

**REPORT BY JUDGES OF COURT-AUTHORIZED INTERCEPTS OF WIRE, ORAL, OR ELECTRONIC COMMUNICATIONS
PURSUANT TO 18 U.S.C. 2519**

A.O. Number *	Authorizing Official		Offense Specified	Intercept		Date of Application	Authorized Length		
	Judge	Prosecutor ¹		Type ²	Location ³		Original Order (Days)	Number of Extensions	Total Length (Days)
ATLANTIC									
2007-1	GAROFOLO	BLITZ	NARCOTICS	WC	D	01/10/2007	30	0	30
2007-2	GAROFOLO	BLITZ	NARCOTICS	WC	D	01/10/2007	30	0	30
2007-3	GAROFOLO	BLITZ	NARCOTICS	WC	D	01/24/2007	30	0	30
2007-4	GAROFOLO	CASELLA	MURDER	WC	D	10/15/2007	30	2	90
2006-2	GAROFOLO	BLITZ	NARCOTICS	WC	D	11/27/2006	20	1	30
BURLINGTON									
2007-1	FEINBERG	BERNARDI	NARCOTICS	WC	D	07/24/2007	20	0	20
2007-2	FEINBERG	BERNARDI	NARCOTICS	WC,EO	D	08/02/2007	20	1	50
2007-3	FEINBERG	BERNARDI	NARCOTICS	WC,EO	D	08/09/2007	20	0	20
2007-4	FEINBERG	BERNARDI	NARCOTICS	WC,EO	D	08/17/2007	20	0	20
2007-5	NATAL	BERNARDI	NARCOTICS	WC,EO	D	08/21/2007	20	0	20
CAMDEN									
2007-1	NATAL	OTTENBERG	NARCOTICS	WC	R	11/05/2006	30	2	90
2007-2	NATAL	OTTENBERG	NARCOTICS	WC	R	11/07/2006	30	2	90
2007-3	NATAL	OTTENBERG	NARCOTICS	WC	R	01/12/2007	30	0	30
2007-4	NATAL	OTTENBERG	NARCOTICS	WC	R	02/04/2007	30	0	30
2007-5	NATAL	OTTENBERG	NARCOTICS	WC	R	02/09/2007	30	0	30
2007-6	NATAL	OTTENBERG	NARCOTICS	ED	R	02/09/2007	30	0	30
CAPE MAY									
2007-1	NATAL	TAYLOR	NARCOTICS	WC	D	07/18/2007	20	1	30
GLOUCESTER									
2007-1	NATAL	DALTON	MURDER	WC	D	08/16/2007	30	0	30
2007-2	NATAL	DALTON	MURDER	WC	D	08/16/2007	30	0	30
2007-3	NATAL	DALTON	OTHER	OM,OO	H	11/01/2007	1	0	1
HUDSON									
2007-1	CALLAHAN	DEFAZIO	MURDER	WC	D	04/23/2007	20	0	20
2007-2	CALLAHAN	DEFAZIO	MURDER	WC	D	04/25/2007	20	0	20
2007-3	CALLAHAN	GREGORY	NARCOTICS	WC	D	07/30/2007	20	0	20
2007-4	CALLAHAN	GREGORY	NARCOTICS	WC	D	07/30/2007	20	0	20
HUNTERDON									
2007-1	FEINBERG	SHEVLIN	MURDER	WC	D	08/07/2007	20	0	20

¹ The prosecuting official authorized the filing of the application under provisions of the state's statute. (See Table 1 for this state's statutory citation.)

² Type: WC = Cellular or Mobile Telephone (Wire), WS = Standard Telephone (Wire), WO = Other (Wire), OM = Microphone (Oral), OO = Other (Oral), ED = Digital Pager (Electronic), EE = Computer or E-Mail (Electronic), EF = Fax Machine (Electronic), EO = Other (Electronic).

³ Location: D = Portable Device, H = Personal Residence, B = Business, A = Public Area, O = Other Location, R = Roving (Relaxed Specification Order), N = Not Specified.

* The first four digits of the A.O. number represent the year in which the wiretap was terminated. Wiretaps that were terminated prior to 2007 were not reported previously because they were part of ongoing investigations.

TABLE B-1
STATE NEW JERSEY

CALENDAR YEAR 2007

REPORT BY PROSECUTORS OF COURT-AUTHORIZED INTERCEPTS OF WIRE, ORAL, OR ELECTRONIC COMMUNICATIONS
PURSUANT TO 18 U.S.C. 2519

A.O. Number *	Number Of Days in Oper- ation ⁴	Average Inter- cepts per Day	Number of ⁵			Costs		Number of					
			Persons Inter- cepted	Intercepts	Incrim- inating Intercepts	Total Cost in \$	Other Than Manpower in \$	Arrests	Trials	Motions to Suppress Intercepts ⁶			Persons Con- victed
										G	D	P	
ATLANTIC													
2007-1	30	68	89	2,029	258	13,000	3,000	13	-	-	-	-	3
2007-2	30	128	96	3,829	350	RELATED TO NO. 2007-1		RELATED TO NO. 2007-1					
2007-3	10	202	48	2,023	28	9,000	3,000	-	-	-	-	-	-
2007-4	66	406	485	26,828	917	-	-	3	-	-	-	-	-
2006-2	30	118	102	3,540	389	RELATED TO NO. 2007-1		RELATED TO NO. 2007-1					
BURLINGTON													
2007-1	20	151	75	3,016	3,016	326,000	6,000	40	-	-	-	-	-
2007-2	22	134	50	2,944	120	RELATED TO NO. 2007-1		RELATED TO NO. 2007-1					
2007-3	14	54	40	756	153	RELATED TO NO. 2007-1		RELATED TO NO. 2007-1					
2007-4	8	20	20	159	10	RELATED TO NO. 2007-1		RELATED TO NO. 2007-1					
2007-5	3	33	10	99	10	RELATED TO NO. 2007-1		RELATED TO NO. 2007-1					
CAMDEN													
2007-1	89	59	640	5,282	252	375,600	8,800	5	-	-	-	-	-
2007-2	89	126	223	11,205	541	RELATED TO NO. 2007-1		RELATED TO NO. 2007-1					
2007-3	24	25	126	593	150	RELATED TO NO. 2007-1		RELATED TO NO. 2007-1					
2007-4	20	65	194	1,304	160	RELATED TO NO. 2007-1		RELATED TO NO. 2007-1					
2007-5	15	35	68	519	84	RELATED TO NO. 2007-1		RELATED TO NO. 2007-1					
2007-6	NI	-	-	-	-	-	-	-	-	-	-	-	-
CAPE MAY													
2007-1	24	304	24	7,294	199	88,970	1,525	7	-	-	-	-	-
GLOUCESTER													
2007-1	NP	-	-	-	-	-	-	-	-	-	-	-	-
2007-2	NP	-	-	-	-	-	-	-	-	-	-	-	-
2007-3	1	1	1	1	1	-	-	1	-	-	-	-	-
HUDSON													
2007-1	20	256	251	5,124	-	42,956	3,400	-	-	-	-	-	-
2007-2	18	184	245	3,307	-	RELATED TO NO. 2007-1		-	-	-	-	-	-
2007-3	19	174	233	3,308	43	68,347	1,540	-	-	-	-	-	-
2007-4	18	75	91	1,356	24	RELATED TO NO. 2007-3		-	-	-	-	-	-
HUNTERDON													
2007-1	1	22	NR	22	NR	-	-	1	-	-	-	-	-

⁴ NI indicates never installed. I indicates installed but never used. NP indicates no prosecutor's report.

⁵ NR indicates not reported or could not be determined.

⁶ Motions: G = Granted, D = Denied, P = Pending.

* The first four digits of the A.O. number represent the year in which the wiretap was terminated. Wiretaps that were terminated prior to 2007 were not reported previously because they were part of ongoing investigations.

**TABLE B-1
STATE NEW JERSEY**

CALENDAR YEAR 2007

**REPORT BY JUDGES OF COURT-AUTHORIZED INTERCEPTS OF WIRE, ORAL, OR ELECTRONIC COMMUNICATIONS
PURSUANT TO 18 U.S.C. 2519**

A.O. Number *	Authorizing Official		Offense Specified	Intercept		Date of Application	Authorized Length		
	Judge	Prosecutor ¹		Type ²	Location ³		Original Order (Days)	Number of Extensions	Total Length (Days)
MERCER									
2007-1	SYPEK	BOCCHINI	NARCOTICS	WC	D	10/23/2006	20	3	90
2007-2	SYPEK	BOCCHINI	NARCOTICS	WC	D	12/12/2006	20	0	20
2007-3	SYPEK	BOCCHINI	MURDER	EO	O	12/15/2006	20	0	20
2007-4	SYPEK	BOCCHINI	NARCOTICS	WC	D	01/03/2007	20	1	30
2007-5	SYPEK	BOCCHINI	NARCOTICS	WC	D	01/23/2007	20	0	20
2007-6	SYPEK	BOCCHINI	MURDER	EO	O	08/03/2007	20	0	20
MIDDLESEX									
2007-1	LONGHI	KAPLAN	NARCOTICS	WC	D	03/26/2007	20	0	20
2007-2	LONGHI	KAPLAN	NARCOTICS	WC	D	04/13/2007	10	0	10
2007-3	FRANCIS	MCCLURE	MURDER	WO	O	08/01/2007	20	0	20
MONMOUTH									
2007-1	LONGHI	VALENTIN	RACKETEERING	WO	R	11/14/2006	30	4	150
2007-2	LONGHI	VALENTIN	RACKETEERING	WC	R	12/13/2006	30	1	60
2007-3	LONGHI	VALENTIN	RACKETEERING	WO	R	12/14/2006	30	3	120
2007-4	LONGHI	VALENTIN	RACKETEERING	WO	R	12/14/2006	30	3	120
2007-5	LONGHI	VALENTIN	NARCOTICS	WC	D	01/18/2007	20	1	50
2007-6	LONGHI	VALENTIN	NARCOTICS	WC	D	01/31/2007	30	1	60
2007-7	LONGHI	VALENTIN	NARCOTICS	WC	D	01/31/2007	30	1	60
2007-8	LONGHI	VALENTIN	RACKETEERING	WO	R	02/12/2007	30	2	60
2007-9	LONGHI	VALENTIN	NARCOTICS	WC	D	03/01/2007	30	0	30
2007-10	LONGHI	VALENTIN	NARCOTICS	WC	D	03/01/2007	30	0	30
2007-11	LONGHI	VALENTIN	NARCOTICS	WC	D	03/01/2007	30	0	30
2007-12	LONGHI	VALENTIN	NARCOTICS	WC	D	03/01/2007	30	0	30
2007-13	LONGHI	VALENTIN	NARCOTICS	WC	D	03/01/2007	30	0	30
2007-14	LONGHI	VALENTIN	MURDER	WC,OO	D	03/07/2007	30	0	30
2007-15	LONGHI	VALENTIN	MURDER	WC	D	03/07/2007	30	0	30
2007-16	FEINBERG	VALENTIN	NARCOTICS	WC	D	03/20/2007	30	0	30
2007-17	LONGHI	VALENTIN	NARCOTICS	WC	D	05/01/2007	30	0	30
2007-18	LAWSON	VALENTIN	NARCOTICS	WC	D	05/31/2007	30	0	30
2007-19	LAWSON	VALENTIN	NARCOTICS	WC	D	07/02/2007	30	1	60
2007-20	LAWSON	VALENTIN	NARCOTICS	WC	D	07/02/2007	30	1	60
2007-21	LAWSON	VALENTIN	NARCOTICS	WC	D	07/02/2007	30	2	60

¹ The prosecuting official authorized the filing of the application under provisions of the state's statute. (See Table 1 for this state's statutory citation.)

² Type: WC = Cellular or Mobile Telephone (Wire), WS = Standard Telephone (Wire), WO = Other (Wire), OM = Microphone (Oral), OO = Other (Oral), ED = Digital Pager (Electronic), EE = Computer or E-Mail (Electronic), EF = Fax Machine (Electronic), EO = Other (Electronic).

³ Location: D = Portable Device, H = Personal Residence, B = Business, A = Public Area, O = Other Location, R = Roving (Relaxed Specification Order), N = Not Specified.

* The first four digits of the A.O. number represent the year in which the wiretap was terminated. Wiretaps that were terminated prior to 2007 were not reported previously because they were part of ongoing investigations.

**TABLE B-1
STATE NEW JERSEY**

CALENDAR YEAR 2007

**REPORT BY PROSECUTORS OF COURT-AUTHORIZED INTERCEPTS OF WIRE, ORAL, OR ELECTRONIC COMMUNICATIONS
PURSUANT TO 18 U.S.C. 2519**

A.O. Number *	Number Of Days in Oper- ation ⁴	Average Inter- cepts per Day	Number of ⁵			Costs		Number of					
			Persons Inter- cepted	Intercepts	Incrim- inating Intercepts	Total Cost in \$	Other Than Manpower in \$	Arrests	Trials	Motions to Suppress Intercepts ⁶			Persons Con- victed
										G	D	P	
MERCER													
2007-1	80	90	NR	7,168	401	-	-	-	-	-	-	-	-
2007-2	20	-	-	-	-	-	-	-	-	-	-	-	-
2007-3	1	20	17	20	11	611	150	-	-	-	-	-	-
2007-4	26	278	NR	7,234	1,645	-	-	-	-	-	-	-	-
2007-5	12	18	NR	216	12	-	-	-	-	-	-	-	-
2007-6	5	334	10	1,668	1,400	8,070	70	-	-	-	-	-	-
MIDDLESEX													
2007-1	NP	-	-	-	-	-	-	-	-	-	-	-	-
2007-2	NP	-	-	-	-	-	-	-	-	-	-	-	-
2007-3	19	NR	NR	NR	NR	-	-	-	-	-	-	-	-
MONMOUTH													
2007-1	138	97	464	13,355	3,125	610,000	85,000	57	-	-	-	-	-
2007-2	60	13	76	781	216	RELATED TO NO. 2007-1		RELATED TO NO. 2007-1					
2007-3	120	14	130	1,735	545	RELATED TO NO. 2007-1		RELATED TO NO. 2007-1					
2007-4	120	61	186	7,352	1,540	RELATED TO NO. 2007-1		RELATED TO NO. 2007-1					
2007-5	48	16	143	764	160	19,150	7,200	24	-	-	-	-	-
2007-6	58	21	161	1,207	265	RELATED TO NO. 2007-5		RELATED TO NO. 2007-5					
2007-7	58	36	278	2,084	380	RELATED TO NO. 2007-5		RELATED TO NO. 2007-5					
2007-8	48	16	137	748	97	RELATED TO NO. 2007-1		RELATED TO NO. 2007-1					
2007-9	7	21	31	145	49	4,576	480	24	-	-	-	-	-
2007-10	26	1	9	20	-	9,160	2,600	RELATED TO NO. 2007-9					
2007-11	NI	-	-	-	-	-	-	-	-	-	-	-	-
2007-12	26	48	128	1,246	228	9,160	2,600	RELATED TO NO. 2007-9					
2007-13	26	28	82	724	133	7,145	585	RELATED TO NO. 2007-9					
2007-14	1	-	-	-	-	-	-	-	-	-	-	-	-
2007-15	1	-	-	-	-	-	-	-	-	-	-	-	-
2007-16	6	45	27	268	5	7,320	760	RELATED TO NO. 2007-9					
2007-17	25	45	68	1,117	3	12,570	570	RELATED TO NO. 2007-9					
2007-18	30	250	274	7,495	1,419	17,448	2,600	27	-	-	-	-	-
2007-19	59	94	415	5,558	492	44,924	14,720	6	-	-	-	-	-
2007-20	59	79	334	4,685	459	33,384	3,180	7	-	-	-	-	-
2007-21	59	119	192	7,027	816	RELATED TO NO. 2007-20		10	-	-	-	-	-

⁴ NI indicates never installed. I indicates installed but never used. NP indicates no prosecutor's report.

⁵ NR indicates not reported or could not be determined.

⁶ Motions: G = Granted, D = Denied, P = Pending.

* The first four digits of the A.O. number represent the year in which the wiretap was terminated. Wiretaps that were terminated prior to 2007 were not reported previously because they were part of ongoing investigations.

TABLE B-1
STATE NEW JERSEY

CALENDAR YEAR 2007

**REPORT BY JUDGES OF COURT-AUTHORIZED INTERCEPTS OF WIRE, ORAL, OR ELECTRONIC COMMUNICATIONS
PURSUANT TO 18 U.S.C. 2519**

A.O. Number *	Authorizing Official		Offense Specified	Intercept		Date of Application	Authorized Length		
	Judge	Prosecutor ¹		Type ²	Location ³		Original Order (Days)	Number of Extensions	Total Length (Days)
MONMOUTH (CONTINUED)									
2007-22	LAWSON	VALENTIN	NARCOTICS	WC	D	07/02/2007	30	0	30
2007-23	LAWSON	VALENTIN	NARCOTICS	WC	D	07/31/2007	30	0	30
2007-24	LAWSON	VALENTIN	NARCOTICS	WC	D	07/31/2007	30	0	30
2007-25	LAWSON	VALENTIN	NARCOTICS	WC	D	07/31/2007	30	2	60
2007-26	LAWSON	VALENTIN	NARCOTICS	WC	D	08/25/2007	30	0	30
2007-27	LAWSON	VALENTIN	NARCOTICS	WC	D	08/26/2007	30	0	30
2007-28	LAWSON	VALENTIN	NARCOTICS	WC	R	08/26/2007	30	0	30
2007-29	LAWSON	VALENTIN	NARCOTICS	WC	D	09/07/2007	30	0	30
2007-30	LAWSON	VALENTIN	NARCOTICS	WC	D	09/18/2007	30	0	30
2007-31	LAWSON	VALENTIN	NARCOTICS	WC	R	09/18/2007	30	0	30
2007-32	LAWSON	VALENTIN	NARCOTICS	WC	R	10/05/2007	30	0	30
2007-33	LAWSON	VALENTIN	NARCOTICS	WC	D	10/05/2007	30	0	30
2007-34	LAWSON	VALENTIN	NARCOTICS	WC	D	10/05/2007	30	0	30
2007-35	LAWSON	VALENTIN	NARCOTICS	WC	D	10/05/2007	30	0	30
2007-36	LAWSON	VALENTIN	NARCOTICS	WC	R	10/24/2007	30	0	30
2007-37	LAWSON	VALENTIN	NARCOTICS	WC	D	10/24/2007	30	0	30
2007-38	LAWSON	VALENTIN	NARCOTICS	WC	D	10/24/2007	30	0	30
MORRIS									
2007-1	BOZONELIS	RUBBINACCIO	NARCOTICS	WC,EO	D	01/30/2007	20	0	20
2007-2	BOZONELIS	RUBBINACCIO	NARCOTICS	WC,EO	D	01/30/2007	20	2	40
2007-3	BOZONELIS	RUBBINACCIO	NARCOTICS	WC,EO	D	01/30/2007	20	0	20
2007-4	BOZONELIS	RUBBINACCIO	NARCOTICS	WC,EO	D	02/15/2007	20	1	30
2007-5	BOZONELIS	RUBBINACCIO	NARCOTICS	WC,EO	D	03/02/2007	20	0	20
2007-6	BOZONELIS	RUBBINACCIO	NARCOTICS	WC,EO	D	04/10/2007	30	0	30
2007-7	BOZONELIS	RUBBINACCIO	NARCOTICS	WC,EO	D	04/10/2007	30	0	30
2007-8	BOZONELIS	RUBBINACCIO	NARCOTICS	WC,EO	D	04/13/2007	30	1	60
2007-9	BOZONELIS	RUBBINACCIO	NARCOTICS	WC,EO	D	04/20/2007	30	0	30
2007-10	BOZONELIS	RUBBINACCIO	NARCOTICS	WC,EO	D	04/24/2007	30	0	30
2007-11	BOZONELIS	RUBBINACCIO	NARCOTICS	WC,EO	D	05/08/2007	20	0	20
2007-12	BOZONELIS	RUBBINACCIO	NARCOTICS	WC,EO	D	05/11/2007	20	0	20
2007-13	BOZONELIS	RUBBINACCIO	NARCOTICS	WC,EO	D	05/22/2007	20	0	20
2007-14	BOZONELIS	RUBBINACCIO	NARCOTICS	WC,EO	D	05/22/2007	20	0	20

¹ The prosecuting official authorized the filing of the application under provisions of the state's statute. (See Table 1 for this state's statutory citation.)

² Type: WC = Cellular or Mobile Telephone (Wire), WS = Standard Telephone (Wire), WO = Other (Wire), OM = Microphone (Oral), OO = Other (Oral), ED = Digital Pager (Electronic), EE = Computer or E-Mail (Electronic), EF = Fax Machine (Electronic), EO = Other (Electronic).

³ Location: D = Portable Device, H = Personal Residence, B = Business, A = Public Area, O = Other Location, R = Roving (Relaxed Specification Order), N = Not Specified.

* The first four digits of the A.O. number represent the year in which the wiretap was terminated. Wiretaps that were terminated prior to 2007 were not reported previously because they were part of ongoing investigations.

TABLE B-1
STATE NEW JERSEY

CALENDAR YEAR 2007

**REPORT BY PROSECUTORS OF COURT-AUTHORIZED INTERCEPTS OF WIRE, ORAL, OR ELECTRONIC COMMUNICATIONS
PURSUANT TO 18 U.S.C. 2519**

A.O. Number *	Number Of Days in Oper- ation ⁴	Average Inter- cepts per Day	Number of ⁵			Costs		Number of					
			Persons Inter- cepted	Intercepts	Incrim- inating Intercepts	Total Cost in \$	Other Than Manpower in \$	Arrests	Trials	Motions to Suppress Intercepts ⁶			Persons Con- victed
										G	D	P	
MONMOUTH (CONTINUED)													
2007-22	11	-	NR	3	NR	1,020	1,020	-	-	-	-	-	-
2007-23	30	122	156	3,665	144	14,848	-	6	-	-	-	-	-
2007-24	30	3	11	86	1	5,281	625	-	-	-	-	-	-
2007-25	58	15	48	888	233	9,556	2,900	2	-	-	-	-	-
2007-26	30	1	1	19	-	8,356	1,700	-	-	-	-	-	-
2007-27	29	64	172	1,866	152	8,356	1,700	3	-	-	-	-	-
2007-28	NI	-	-	-	-	-	-	-	-	-	-	-	-
2007-29	26	160	NR	4,165	218	6,975	575	2	-	-	-	-	-
2007-30	16	41	NR	658	83	9,152	960	-	-	-	-	-	-
2007-31	16	1	NR	10	-	7,616	960	-	-	-	-	-	-
2007-32	25	19	3	481	172	13,950	1,150	3	-	-	-	-	-
2007-33	18	2	NR	34	-	10,976	1,760	-	-	-	-	-	-
2007-34	18	2	NR	43	3	9,721	505	-	-	-	-	-	-
2007-35	26	59	2	1,527	455	13,900	2,100	-	-	-	-	-	-
2007-36	6	88	122	526	14	7,192	4,120	5	-	-	-	-	-
2007-37	6	-	NR	2	-	5,132	2,060	-	-	-	-	-	-
2007-38	NI	-	-	-	-	-	-	-	-	-	-	-	-
MORRIS													
2007-1	7	286	17	2,001	3	238,665	7,000	15	-	-	-	-	-
2007-2	40	102	115	4,089	290	RELATED TO NO. 2007-1		RELATED TO NO. 2007-1					
2007-3	20	192	33	3,832	215	RELATED TO NO. 2007-1		RELATED TO NO. 2007-1					
2007-4	21	135	81	2,829	426	RELATED TO NO. 2007-1		RELATED TO NO. 2007-1					
2007-5	NI	-	-	-	-	-	-	-	-	-	-	-	-
2007-6	26	94	96	2,451	411	2,822,240	42,240	105	-	-	-	-	-
2007-7	NI	-	-	-	-	-	-	-	-	-	-	-	-
2007-8	40	101	99	4,059	1,517	RELATED TO NO. 2007-6		RELATED TO NO. 2007-6					
2007-9	12	80	85	954	89	RELATED TO NO. 2007-6		RELATED TO NO. 2007-6					
2007-10	29	127	87	3,679	429	RELATED TO NO. 2007-6		RELATED TO NO. 2007-6					
2007-11	20	31	87	627	316	51,016	4,683	15	-	-	-	-	-
2007-12	18	58	54	1,038	212	RELATED TO NO. 2007-6		RELATED TO NO. 2007-6					
2007-13	7	22	7	157	3	RELATED TO NO. 2007-6		RELATED TO NO. 2007-6					
2007-14	NI	-	-	-	-	-	-	-	-	-	-	-	-

⁴ NI indicates never installed. I indicates installed but never used. NP indicates no prosecutor's report.

⁵ NR indicates not reported or could not be determined.

⁶ Motions: G = Granted, D = Denied, P = Pending.

* The first four digits of the A.O. number represent the year in which the wiretap was terminated. Wiretaps that were terminated prior to 2007 were not reported previously because they were part of ongoing investigations.

REPORT BY JUDGES OF COURT-AUTHORIZED INTERCEPTS OF WIRE, ORAL, OR ELECTRONIC COMMUNICATIONS
PURSUANT TO 18 U.S.C. 2519

A.O. Number *	Authorizing Official		Offense Specified	Intercept		Date of Application	Authorized Length		
	Judge	Prosecutor ¹		Type ²	Location ³		Original Order (Days)	Number of Extensions	Total Length (Days)
MORRIS (CONTINUED)									
2007-15	BOZONELIS	RUBBINACCIO	NARCOTICS	WC,EO	D	05/22/2007	20	0	20
2007-16	CALLAHAN	RUBBINACCIO	NARCOTICS	WC,EO	D	05/25/2007	30	4	150
2007-17	CALLAHAN	RUBBINACCIO	NARCOTICS	WC,EO	D	05/25/2007	30	0	30
2007-18	BOZONELIS	RUBBINACCIO	NARCOTICS	WC,EO	D	06/18/2007	20	0	20
2007-19	BOZONELIS	BIANCHI	NARCOTICS	WC,EO	D	07/10/2007	20	0	20
2007-20	BOZONELIS	BIANCHI	NARCOTICS	WC,EO	D	07/19/2007	20	0	20
2007-21	BOZONELIS	BIANCHI	NARCOTICS	WC,EO	D	08/14/2007	20	0	20
2007-22	BOZONELIS	BIANCHI	NARCOTICS	WC,EO	D	08/14/2007	20	0	20
PASSAIC									
2007-1	CLARK	AVIGLIANO	NARCOTICS	WC	D	12/06/2006	20	1	30
2007-2	CLARK	AVIGLIANO	NARCOTICS	WC	R	12/26/2006	20	0	20
2007-3	CLARK	AVIGLIANO	NARCOTICS	WC	D	04/23/2007	20	0	20
2007-4	CLARK	AVIGLIANO	NARCOTICS	WC	D	04/30/2007	20	0	20
2007-5	CLARK	AVIGLIANO	NARCOTICS	WC	D	08/06/2007	20	2	40
2007-6	CLARK	AVIGLIANO	NARCOTICS	WC	D	08/23/2007	20	0	20
2007-7	CLARK	AVIGLIANO	NARCOTICS	WC	D	09/20/2007	20	1	30
2007-8	CLARK	AVIGLIANO	NARCOTICS	WC	D	09/21/2007	20	0	20
2007-9	CLARK	AVIGLIANO	NARCOTICS	WC	D	09/28/2007	20	0	20
2007-10	CLARK	AVIGLIANO	NARCOTICS	WC	D	10/09/2007	20	0	20
2007-11	CLARK	AVIGLIANO	NARCOTICS	WC	D	10/16/2007	20	1	30
2007-12	CLARK	AVIGLIANO	NARCOTICS	WC	D	10/19/2007	20	0	20
SOMERSET									
2007-1	FEINBERG	FORREST	NARCOTICS	WC	D	01/09/2007	20	2	40
2007-2	FEINBERG	FORREST	NARCOTICS	WC	D	01/09/2007	20	0	20
2007-3	FEINBERG	FORREST	NARCOTICS	WC	D	01/09/2007	20	0	20
2007-4	FEINBERG	FORREST	NARCOTICS	WC	D	01/26/2007	20	2	40
2007-5	FEINBERG	FORREST	NARCOTICS	WC	D	02/21/2007	20	0	20
2007-6	FEINBERG	FORREST	NARCOTICS	WC	D	02/21/2007	20	0	20
2007-7	FEINBERG	FORREST	NARCOTICS	WC	D	02/21/2007	20	0	20
2007-8	FEINBERG	FORREST	NARCOTICS	WC	D	02/26/2007	20	0	20
2007-9	FEINBERG	FORREST	NARCOTICS	WC	D	04/16/2007	20	2	40
2007-10	FEINBERG	FORREST	MURDER	WC	D	05/03/2007	20	0	20

¹ The prosecuting official authorized the filing of the application under provisions of the state's statute. (See Table 1 for this state's statutory citation.)

² Type: WC = Cellular or Mobile Telephone (Wire), WS = Standard Telephone (Wire), WO = Other (Wire), OM = Microphone (Oral), OO = Other (Oral), ED = Digital Pager (Electronic), EE = Computer or E-Mail (Electronic), EF = Fax Machine (Electronic), EO = Other (Electronic).

³ Location: D = Portable Device, H = Personal Residence, B = Business, A = Public Area, O = Other Location, R = Roving (Relaxed Specification Order), N = Not Specified.

* The first four digits of the A.O. number represent the year in which the wiretap was terminated. Wiretaps that were terminated prior to 2007 were not reported previously because they were part of ongoing investigations.

TABLE B-1
STATE NEW JERSEY

CALENDAR YEAR 2007

**REPORT BY PROSECUTORS OF COURT-AUTHORIZED INTERCEPTS OF WIRE, ORAL, OR ELECTRONIC COMMUNICATIONS
PURSUANT TO 18 U.S.C. 2519**

A.O. Number *	Number Of Days in Oper- ation ⁴	Average Inter- cepts per Day	Number of ⁵			Costs		Number of					
			Persons Inter- cepted	Intercepts	Incrim- inating Intercepts	Total Cost in \$	Other Than Manpower in \$	Arrests	Trials	Motions to Suppress Intercepts ⁶			Persons Con- victed
										G	D	P	
MORRIS (CONTINUED)													
2007-15	NI	-	-	-	-	-	-	-	-	-	-	-	-
2007-16	148	66	232	9,837	1,436	RELATED TO NO. 2007-6		RELATED TO NO. 2007-6					
2007-17	28	27	35	758	3	RELATED TO NO. 2007-6		RELATED TO NO. 2007-6					
2007-18	17	23	34	386	91	RELATED TO NO. 2007-6		RELATED TO NO. 2007-6					
2007-19	20	140	102	2,791	55	RELATED TO NO. 2007-6		RELATED TO NO. 2007-6					
2007-20	20	3	4	56	NR	RELATED TO NO. 2007-6		RELATED TO NO. 2007-6					
2007-21	20	45	22	896	170	RELATED TO NO. 2007-6		RELATED TO NO. 2007-6					
2007-22	20	78	88	1,557	72	RELATED TO NO. 2007-6		RELATED TO NO. 2007-6					
PASSAIC													
2007-1	28	57	25	1,592	211	186,000	8,000	-	-	-	-	-	-
2007-2	17	28	2	469	-	RELATED TO NO. 2007-1		-	-	-	-	-	-
2007-3	9	116	20	1,047	61	97,000	5,000	7	-	-	-	-	-
2007-4	10	53	20	529	86	RELATED TO NO. 2007-3		RELATED TO NO. 2007-3					
2007-5	32	23	12	747	84	170,000	10,000	6	-	-	-	-	-
2007-6	6	2	6	15	3	RELATED TO NO. 2007-5		RELATED TO NO. 2007-5					
2007-7	30	23	15	704	203	367,000	10,000	7	-	-	-	-	-
2007-8	17	93	10	1,585	417	130,000	10,000	3	-	-	-	-	-
2007-9	12	33	10	396	172	RELATED TO NO. 2007-8		RELATED TO NO. 2007-8					
2007-10	17	30	15	506	161	RELATED TO NO. 2007-7		RELATED TO NO. 2007-7					
2007-11	29	95	187	2,756	495	RELATED TO NO. 2007-7		RELATED TO NO. 2007-7					
2007-12	8	32	15	256	77	RELATED TO NO. 2007-7		RELATED TO NO. 2007-7					
SOMERSET													
2007-1	40	123	NR	4,917	NR	-	-	-	-	-	-	-	-
2007-2	20	1	7	24	NR	-	-	-	-	-	-	-	-
2007-3	20	NR	NR	NR	NR	-	-	-	-	-	-	-	-
2007-4	39	54	NR	2,102	NR	-	-	-	-	-	-	-	-
2007-5	13	224	NR	2,910	NR	-	-	-	-	-	-	-	-
2007-6	13	26	NR	332	NR	-	-	-	-	-	-	-	-
2007-7	13	2	NR	24	NR	-	-	-	-	-	-	-	-
2007-8	8	144	NR	1,153	NR	-	-	-	-	-	-	-	-
2007-9	40	119	120	4,753	4,000	56,000	12,000	32	-	-	-	-	-
2007-10	20	9	40	172	-	25,000	4,000	-	-	-	-	-	-

⁴ NI indicates never installed. I indicates installed but never used. NP indicates no prosecutor's report.

⁵ NR indicates not reported or could not be determined.

⁶ Motions: G = Granted, D = Denied, P = Pending.

* The first four digits of the A.O. number represent the year in which the wiretap was terminated. Wiretaps that were terminated prior to 2007 were not reported previously because they were part of ongoing investigations.

TABLE B-1
STATE NEW JERSEY

CALENDAR YEAR 2007

**REPORT BY JUDGES OF COURT-AUTHORIZED INTERCEPTS OF WIRE, ORAL, OR ELECTRONIC COMMUNICATIONS
PURSUANT TO 18 U.S.C. 2519**

A.O. Number *	Authorizing Official		Offense Specified	Intercept		Date of Application	Authorized Length		
	Judge	Prosecutor ¹		Type ²	Location ³		Original Order (Days)	Number of Extensions	Total Length (Days)
SOMERSET (CONTINUED)									
2007-11	FEINBERG	FORREST	MURDER	WS	H	05/03/2007	20	0	20
2007-12	FEINBERG	FORREST	NARCOTICS	WC	D	05/04/2007	20	0	20
2007-13	FEINBERG	FORREST	NARCOTICS	WC	D	05/04/2007	20	0	20
2007-14	FEINBERG	FORREST	THEFT	WC	D	06/05/2007	20	0	20
2007-15	FEINBERG	FORREST	THEFT	WC	D	06/05/2007	20	0	20
2007-16	FEINBERG	FORREST	THEFT	OO	O	06/05/2007	20	0	20
2007-17	FEINBERG	FORREST	NARCOTICS	WC	D	09/10/2007	20	2	40
2007-18	FEINBERG	FORREST	NARCOTICS	WC	D	09/20/2007	20	2	40
2007-19	FEINBERG	FORREST	NARCOTICS	WC	D	09/27/2007	20	2	40
2007-20	FEINBERG	FORREST	NARCOTICS	WC	D	10/16/2007	20	0	20
2007-21	FEINBERG	FORREST	NARCOTICS	WC	D	10/19/2007	20	0	20
2007-22	FEINBERG	FORREST	GAMBLING	WC	D	11/14/2007	20	2	40
2007-23	FEINBERG	FORREST	GAMBLING	WC	D	11/14/2007	20	2	40
2007-24	FEINBERG	FORREST	GAMBLING	EE	H	11/20/2007	20	1	30
2007-25	FEINBERG	FORREST	GAMBLING	WC	D	11/30/2007	20	0	20
2007-26	FEINBERG	FORREST	NARCOTICS	WC	D	11/30/2007	20	0	20
STATE ATTORNEY GENERAL									
2007-1	SYPEK	RABNER	RACKETEERING	WC,EO	D	11/06/2006	30	2	90
2007-2	NATAL	RABNER	NARCOTICS	WC,EO	D	11/17/2006	20	2	80
2007-3	BOZONELIS	RABNER	MURDER	WC,EO	D	12/05/2006	30	0	30
2007-4	SYPEK	RABNER	NARCOTICS	WC,EO	D	12/11/2006	30	0	30
2007-5	SYPEK	RABNER	RACKETEERING	WC,EO	D	12/11/2006	30	1	60
2007-6	NATAL	RABNER	NARCOTICS	WC,EO	D	12/14/2006	30	1	60
2007-7	NATAL	RABNER	NARCOTICS	WC,EO	D	12/14/2006	30	1	60
2007-8	BOZONELIS	RABNER	NARCOTICS	WC,EO	D	12/15/2006	30	1	60
2007-9	NATAL	RABNER	NARCOTICS	WC,EO	D	12/19/2006	30	1	60
2007-10	BOZONELIS	RABNER	MURDER	WC,EO	D	12/20/2006	30	0	30
2007-11	SYPEK	RABNER	NARCOTICS	WC,EO	D	01/22/2007	30	0	30
2007-12	CALLAHAN	RABNER	RACKETEERING	WC,EO	D	01/30/2007	30	0	30
2007-13	BOZONELIS	RABNER	NARCOTICS	WC,EO	D	03/12/2007	20	1	50
2007-14	BOZONELIS	RABNER	NARCOTICS	WC	D	03/23/2007	20	1	30
2007-15	BOZONELIS	RABNER	RACKETEERING	WC,EO	D	05/11/2007	30	0	30

¹ The prosecuting official authorized the filing of the application under provisions of the state's statute. (See Table 1 for this state's statutory citation.)

² Type: WC = Cellular or Mobile Telephone (Wire), WS = Standard Telephone (Wire), WO = Other (Wire), OM = Microphone (Oral), OO = Other (Oral), ED = Digital Pager (Electronic), EE = Computer or E-Mail (Electronic), EF = Fax Machine (Electronic), EO = Other (Electronic).

³ Location: D = Portable Device, H = Personal Residence, B = Business, A = Public Area, O = Other Location, R = Roving (Relaxed Specification Order), N = Not Specified.

* The first four digits of the A.O. number represent the year in which the wiretap was terminated. Wiretaps that were terminated prior to 2007 were not reported previously because they were part of ongoing investigations.

TABLE B-1
STATE NEW JERSEY

CALENDAR YEAR 2007

**REPORT BY PROSECUTORS OF COURT-AUTHORIZED INTERCEPTS OF WIRE, ORAL, OR ELECTRONIC COMMUNICATIONS
PURSUANT TO 18 U.S.C. 2519**

A.O. Number *	Number Of Days in Oper- ation ⁴	Average Inter- cepts per Day	Number of ⁵			Costs		Number of					
			Persons Inter- cepted	Intercepts	Incrim- inating Intercepts	Total Cost in \$	Other Than Manpower in \$	Arrests	Trials	Motions to Suppress Intercepts ⁶			Persons Con- victed
										G	D	P	
SOMERSET (CONTINUED)													
2007-11	20	59	40	1,172	-	RELATED TO NO. 2007-10		-	-	-	-	-	-
2007-12	15	159	NR	2,390	NR	RELATED TO NO. 2007-9		-	-	-	-	-	-
2007-13	15	1	NR	12	NR	RELATED TO NO. 2007-9		-	-	-	-	-	-
2007-14	19	407	50	7,736	30	17,000	2,500	-	-	-	-	-	-
2007-15	19	329	20	6,243	10	RELATED TO NO. 2007-14		-	-	-	-	-	-
2007-16	19	-	3	5	1	RELATED TO NO. 2007-14		-	-	-	-	-	-
2007-17	40	74	22	2,976	416	107,000	75,000	41	-	-	-	-	-
2007-18	40	57	20	2,296	457	RELATED TO NO. 2007-17		RELATED TO NO. 2007-17					
2007-19	34	52	20	1,761	385	RELATED TO NO. 2007-17		RELATED TO NO. 2007-17					
2007-20	13	92	10	1,195	84	-	-	-	-	-	-	-	-
2007-21	NI	-	-	-	-	-	-	-	-	-	-	-	-
2007-22	31	102	100	3,168	1,000	47,000	7,000	5	-	-	-	-	-
2007-23	31	27	40	837	100	RELATED TO NO. 2007-22		RELATED TO NO. 2007-22					
2007-24	13	8	NR	100	50	RELATED TO NO. 2007-22		RELATED TO NO. 2007-22					
2007-25	15	25	30	378	250	RELATED TO NO. 2007-22		RELATED TO NO. 2007-22					
2007-26	16	24	30	378	250	RELATED TO NO. 2007-22		RELATED TO NO. 2007-22					
STATE ATTORNEY GENERAL													
2007-1	90	226	60	20,359	1,211	84,478	15,200	-	-	-	-	-	-
2007-2	60	58	50	3,505	221	233,425	10,100	-	-	-	-	-	-
2007-3	30	57	517	1,723	549	108,810	2,550	-	-	-	-	-	-
2007-4	30	426	3	12,771	291	98,876	2,000	-	-	-	-	-	-
2007-5	60	118	45	7,093	546	87,278	9,050	-	-	-	-	-	-
2007-6	38	38	25	1,451	201	147,160	9,550	-	-	-	-	-	-
2007-7	36	80	25	2,893	211	145,353	9,550	-	-	-	-	-	-
2007-8	37	124	517	4,606	624	147,266	2,550	-	-	-	-	-	-
2007-9	37	37	25	1,373	176	139,974	9,550	-	-	-	-	-	-
2007-10	29	90	517	2,620	288	104,430	1,850	-	-	-	-	-	-
2007-11	30	289	4	8,683	434	61,346	1,400	-	-	-	-	-	-
2007-12	30	35	25	1,057	62	105,746	2,070	-	-	-	-	-	-
2007-13	50	62	47	3,119	193	85,315	-	-	-	-	-	-	-
2007-14	NP	-	-	-	-	-	-	-	-	-	-	-	-
2007-15	30	-	-	-	-	28,041	-	-	-	-	-	-	-

⁴ NI indicates never installed. I indicates installed but never used. NP indicates no prosecutor's report.

⁵ NR indicates not reported or could not be determined.

⁶ Motions: G = Granted, D = Denied, P = Pending.

* The first four digits of the A.O. number represent the year in which the wiretap was terminated. Wiretaps that were terminated prior to 2007 were not reported previously because they were part of ongoing investigations.

TABLE B-1

STATE NEW JERSEY

CALENDAR YEAR 2007

**REPORT BY JUDGES OF COURT-AUTHORIZED INTERCEPTS OF WIRE, ORAL, OR ELECTRONIC COMMUNICATIONS
PURSUANT TO 18 U.S.C. 2519**

A.O. Number *	Authorizing Official		Offense Specified	Intercept		Date of Application	Authorized Length		
	Judge	Prosecutor ¹		Type ²	Location ³		Original Order (Days)	Number of Extensions	Total Length (Days)
STATEATTORNEY GENERAL (CONTINUED)									
2007-16	BOZONELIS	RABNER	RACKETEERING	WC	D	05/11/2007	30	0	30
2007-17	BOZONELIS	MILGRAM	RACKETEERING	WC	D	05/29/2007	30	1	60
2007-18	CALLAHAN	RABNER	RACKETEERING	WC	D	05/29/2007	30	0	30
2007-19	CALLAHAN	MILGRAM	FORGERY	WC,EO	D	06/07/2007	20	1	30
2007-20	BOZONELIS	MILGRAM	RACKETEERING	WC,EO	D	06/14/2007	30	0	30
2007-21	NATAL	MILGRAM	NARCOTICS	WC,EO	D	06/25/2007	20	1	30
2007-22	BOZONELIS	MILGRAM	RACKETEERING	WC	D	06/27/2007	30	2	90
2007-23	BOZONELIS	MILGRAM	RACKETEERING	WC	D	06/27/2007	30	0	30
2007-24	BOZONELIS	MILGRAM	RACKETEERING	WC,EO	D	06/27/2007	30	0	30
2007-25	BOZONELIS	MILGRAM	RACKETEERING	WC,WS,EF	D,H	06/27/2007	30	0	30
2007-26	BOZONELIS	MILGRAM	RACKETEERING	ED	D	06/28/2007	30	2	90
2007-27	NATAL	MILGRAM	NARCOTICS	WC,EO	D	07/13/2007	20	0	20
2007-28	LAWSON	MILGRAM	MURDER	WO	N	07/13/2007	2	0	2
2007-29	NATAL	MILGRAM	NARCOTICS	WC,EO	D	07/13/2007	20	0	20
2007-30	LAWSON	MILGRAM	MURDER	WO	N	07/17/2007	2	0	2
2007-31	BOZONELIS	MILGRAM	RACKETEERING	WC,EO	D	07/27/2007	30	1	60
2007-32	BOZONELIS	VAZQUEZ	RACKETEERING	ED	D	08/26/2007	30	0	30
2007-33	CALLAHAN	MILGRAM	FORGERY	WC	D	09/04/2007	20	0	20
2007-34	CALLAHAN	MILGRAM	FORGERY	WC,EO	D	09/04/2007	20	1	30
2007-35	CALLAHAN	MILGRAM	FORGERY	WC	D	09/04/2007	20	0	20
2007-36	BOZONELIS	MILGRAM	RACKETEERING	OM	O	09/14/2007	30	1	60
2007-37	SYPEK	MILGRAM	MURDER	WO	N	10/03/2007	30	0	30
2007-38	NATAL	MILGRAM	NARCOTICS	WC	D	10/22/2007	20	1	50
2007-39	NATAL	MILGRAM	NARCOTICS	WC,EO	D	11/09/2007	30	0	30
2007-40	NATAL	MILGRAM	NARCOTICS	WC,EO	D	11/13/2007	30	0	30
2007-41	NATAL	MILGRAM	NARCOTICS	WC,EO	D	11/27/2007	30	0	30
2007-42	NATAL	MILGRAM	NARCOTICS	WC,EO	D	11/27/2007	30	0	30
2007-43	BOZONELIS	VAZQUEZ	NARCOTICS	WC,EO	D	11/28/2007	30	0	30
2007-44	SYPEK	VAZQUEZ	RACKETEERING	WO	O	12/07/2007	30	0	30
2006-64	BOZONELIS	HARVEY	RACKETEERING	WC	D	10/02/2005	30	2	90
2006-65	BOZONELIS	HARVEY	NARCOTICS	WC	D	11/17/2005	30	0	30
2006-66	SYPEK	HARVEY	RACKETEERING	WC	D	11/25/2005	30	1	60

¹ The prosecuting official authorized the filing of the application under provisions of the state's statute. (See Table 1 for this state's statutory citation.)

² Type: WC = Cellular or Mobile Telephone (Wire), WS = Standard Telephone (Wire), WO = Other (Wire), OM = Microphone (Oral), OO = Other (Oral), ED = Digital Pager (Electronic), EE = Computer or E-Mail (Electronic), EF = Fax Machine (Electronic), EO = Other (Electronic).

³ Location: D = Portable Device, H = Personal Residence, B = Business, A = Public Area, O = Other Location, R = Roving (Relaxed Specification Order), N = Not Specified.

* The first four digits of the A.O. number represent the year in which the wiretap was terminated. Wiretaps that were terminated prior to 2007 were not reported previously because they were part of ongoing investigations.

TABLE B-1

STATE NEW JERSEY

CALENDAR YEAR 2007

**REPORT BY PROSECUTORS OF COURT-AUTHORIZED INTERCEPTS OF WIRE, ORAL, OR ELECTRONIC COMMUNICATIONS
PURSUANT TO 18 U.S.C. 2519**

A.O. Number *	Number Of Days in Oper- ation ⁴	Average Inter- cepts per Day	Number of ⁵			Costs		Number of					
			Persons Inter- cepted	Intercepts	Incrim- inating Intercepts	Total Cost in \$	Other Than Manpower in \$	Arrests	Trials	Motions to Suppress Intercepts ⁶			Persons Con- victed
										G	D	P	
STATE ATTORNEY GENERAL (CONTINUED)													
2007-16	NI	-	-	-	-	-	-	-	-	-	-	-	-
2007-17	NP	-	-	-	-	-	-	-	-	-	-	-	-
2007-18	NP	-	-	-	-	-	-	-	-	-	-	-	-
2007-19	NP	-	-	-	-	-	-	-	-	-	-	-	-
2007-20	NP	-	-	-	-	-	-	-	-	-	-	-	-
2007-21	26	78	90	2,021	243	139,341	825	-	-	-	-	-	-
2007-22	NP	-	-	-	-	-	-	-	-	-	-	-	-
2007-23	NP	-	-	-	-	-	-	-	-	-	-	-	-
2007-24	NP	-	-	-	-	-	-	-	-	-	-	-	-
2007-25	NP	-	-	-	-	-	-	-	-	-	-	-	-
2007-26	NP	-	-	-	-	-	-	-	-	-	-	-	-
2007-27	5	77	35	385	18	23,453	2,550	-	-	-	-	-	-
2007-28	2	3	5	6	6	145	-	-	-	-	-	-	-
2007-29	NP	-	-	-	-	-	-	-	-	-	-	-	-
2007-30	2	1	4	2	2	145	-	-	-	-	-	-	-
2007-31	NP	-	-	-	-	-	-	-	-	-	-	-	-
2007-32	NP	-	-	-	-	-	-	-	-	-	-	-	-
2007-33	NP	-	-	-	-	-	-	-	-	-	-	-	-
2007-34	NP	-	-	-	-	-	-	-	-	-	-	-	-
2007-35	NP	-	-	-	-	-	-	-	-	-	-	-	-
2007-36	NP	-	-	-	-	-	-	-	-	-	-	-	-
2007-37	NP	-	-	-	-	-	-	-	-	-	-	-	-
2007-38	NP	-	-	-	-	-	-	-	-	-	-	-	-
2007-39	NI	-	-	-	-	-	-	-	-	-	-	-	-
2007-40	NP	-	-	-	-	-	-	-	-	-	-	-	-
2007-41	NP	-	-	-	-	-	-	-	-	-	-	-	-
2007-42	NP	-	-	-	-	-	-	-	-	-	-	-	-
2007-43	NP	-	-	-	-	-	-	-	-	-	-	-	-
2007-44	NP	-	-	-	-	-	-	-	-	-	-	-	-
2006-64	30	33	19	985	132	46,966	1,500	-	-	-	-	-	-
2006-65	30	12	17	372	63	24,139	2,725	-	-	-	-	-	-
2006-66	60	218	7	13,079	101	43,753	2,100	-	-	-	-	-	-

⁴ NI indicates never installed. I indicates installed but never used. NP indicates no prosecutor's report.

⁵ NR indicates not reported or could not be determined.

⁶ Motions: G = Granted, D = Denied, P = Pending.

* The first four digits of the A.O. number represent the year in which the wiretap was terminated. Wiretaps that were terminated prior to 2007 were not reported previously because they were part of ongoing investigations.

TABLE B-1

STATE NEW JERSEY

CALENDAR YEAR 2007

**REPORT BY JUDGES OF COURT-AUTHORIZED INTERCEPTS OF WIRE, ORAL, OR ELECTRONIC COMMUNICATIONS
PURSUANT TO 18 U.S.C. 2519**

A.O. Number *	Authorizing Official		Offense Specified	Intercept		Date of Application	Authorized Length		
	Judge	Prosecutor ¹		Type ²	Location ³		Original Order (Days)	Number of Extensions	Total Length (Days)
STATE ATTORNEY GENERAL (CONTINUED)									
2006-67	SYPEK	HARVEY	RACKETEERING	WC	D	11/25/2005	30	2	90
2006-68	BOZONELIS	HARVEY	NARCOTICS	WC	D	12/20/2005	30	0	30
2006-69	BOZONELIS	HARVEY	NARCOTICS	WC	D	12/20/2005	30	0	30
2006-70	BOZONELIS	HARVEY	NARCOTICS	WC	D	12/20/2005	30	2	90
2006-71	SYPEK	HARVEY	RACKETEERING	WC	D	12/27/2005	30	1	60
2006-72	CLARK	HARVEY	GAMBLING	WC	D	12/29/2005	20	0	20
2006-73	CLARK	HARVEY	GAMBLING	WC	D	12/29/2005	20	1	50
2006-74	CLARK	HARVEY	RACKETEERING	WC	D	01/11/2006	30	0	30
2006-75	CLARK	HARVEY	RACKETEERING	WC	D	01/11/2006	30	0	30
2006-76	CLARK	HARVEY	RACKETEERING	WC	D	01/11/2006	30	0	30
2006-77	BOZONELIS	HARVEY	NARCOTICS	WC	D	01/13/2006	30	0	30
2006-78	SYPEK	KAPLEN	RACKETEERING	WC	D	01/28/2006	30	0	30
2006-79	SYPEK	FARBER	RACKETEERING	WC	D	01/28/2006	30	2	90
2006-80	BOZONELIS	FARBER	NARCOTICS	WC	D	02/15/2006	30	0	30
2006-81	BOZONELIS	FARBER	NARCOTICS	WC	D	03/07/2006	30	1	60
2006-82	SYPEK	FARBER	RACKETEERING	WC,EO	D	03/28/2006	30	3	120
2006-83	SYPEK	FARBER	RACKETEERING	WC	D	03/28/2006	30	3	120
2006-84	FEINBERG	FARBER	RACKETEERING	WC	D	04/20/2006	30	1	60
2006-85	SYPEK	FARBER	RACKETEERING	WC	D	04/28/2006	30	2	90
2006-86	SYPEK	FARBER	RACKETEERING	WC	D	05/30/2006	30	0	30
2006-87	SYPEK	FARBER	RACKETEERING	WC,EO	D	06/14/2006	30	1	60
2006-88	SYPEK	FARBER	RACKETEERING	OM,OO	H	06/19/2006	3	0	3
2006-89	SYPEK	FARBER	RACKETEERING	WC	D	06/20/2006	30	1	60
2006-90	SYPEK	FARBER	RACKETEERING	WC	D	06/20/2006	30	1	60
2006-91	BOZONELIS	MILGRAM	RACKETEERING	WC,EO	D	06/27/2006	30	0	30
2006-92	SYPEK	FARBER	RACKETEERING	WC,EO	D	06/30/2006	30	2	90
2006-93	SYPEK	FARBER	NARCOTICS	WC	D	07/10/2006	20	0	20
2006-94	SYPEK	FARBER	NARCOTICS	WC	D	07/10/2006	20	1	50
2006-95	SYPEK	FARBER	RACKETEERING	WC	D	07/26/2006	30	0	30
2006-96	SYPEK	RABNER	RACKETEERING	WC,EO	D	07/26/2006	30	2	90
2006-97	SYPEK	FARBER	RACKETEERING	WC	D	08/15/2006	30	0	30
2006-98	SYPEK	RABNER	RACKETEERING	WC,EO	D	09/04/2006	30	1	60

¹ The prosecuting official authorized the filing of the application under provisions of the state's statute. (See Table 1 for this state's statutory citation.)

² Type: WC = Cellular or Mobile Telephone (Wire), WS = Standard Telephone (Wire), WO = Other (Wire), OM = Microphone (Oral), OO = Other (Oral), ED = Digital Pager (Electronic), EE = Computer or E-Mail (Electronic), EF = Fax Machine (Electronic), EO = Other (Electronic).

³ Location: D = Portable Device, H = Personal Residence, B = Business, A = Public Area, O = Other Location, R = Roving (Relaxed Specification Order), N = Not Specified.

* The first four digits of the A.O. number represent the year in which the wiretap was terminated. Wiretaps that were terminated prior to 2007 were not reported previously because they were part of ongoing investigations.

TABLE B-1
STATE NEW JERSEY

CALENDAR YEAR 2007

**REPORT BY PROSECUTORS OF COURT-AUTHORIZED INTERCEPTS OF WIRE, ORAL, OR ELECTRONIC COMMUNICATIONS
PURSUANT TO 18 U.S.C. 2519**

A.O. Number *	Number Of Days in Oper- ation ⁴	Average Inter- cepts per Day	Number of ⁵			Costs		Number of					
			Persons Inter- cepted	Intercepts	Incrim- inating Intercepts	Total Cost in \$	Other Than Manpower in \$	Arrests	Trials	Motions to Suppress Intercepts ⁶			Persons Con- victed
										G	D	P	
STATE ATTORNEY GENERAL (CONTINUED)													
2006-67	90	43	6	3,889	425	66,144	3,750	-	-	-	-	-	-
2006-68	30	83	276	2,492	12	24,139	2,725	-	-	-	-	-	-
2006-69	30	1	8	21	1	24,139	2,725	-	-	-	-	-	-
2006-70	90	154	384	13,847	249	24,139	2,725	-	-	-	-	-	-
2006-71	49	73	3	3,563	544	40,593	6,600	-	-	-	-	-	-
2006-72	14	100	29	1,404	352	31,915	14,050	-	-	-	-	-	-
2006-73	41	140	174	5,759	708	64,000	14,050	-	-	-	-	-	-
2006-74	28	29	77	818	146	39,735	900	-	-	-	-	-	-
2006-75	28	75	97	2,110	47	30,735	900	-	-	-	-	-	-
2006-76	28	91	118	2,540	102	32,385	2,550	-	-	-	-	-	-
2006-77	30	12	17	372	63	25,473	2,700	-	-	-	-	-	-
2006-78	30	36	3	1,084	14	24,406	2,050	-	-	-	-	-	-
2006-79	31	69	151	2,128	58	71,000	3,050	-	-	-	-	-	-
2006-80	30	1	5	27	6	20,477	2,700	-	-	-	-	-	-
2006-81	60	5	14	317	56	24,114	2,700	-	-	-	-	-	-
2006-82	65	154	49	9,986	556	144,977	6,550	-	-	-	-	-	-
2006-83	120	221	86	26,530	2,481	119,952	16,250	-	-	-	-	-	-
2006-84	60	401	27	24,052	1,976	281,585	2,750	-	-	-	-	-	-
2006-85	87	28	49	2,474	185	43,662	5,850	-	-	-	-	-	-
2006-86	30	396	27	11,874	463	125,760	2,350	-	-	-	-	-	-
2006-87	41	411	192	16,844	882	48,980	2,750	-	-	-	-	-	-
2006-88	2	NR	12	NR	NR	40,311	15	-	-	-	-	-	-
2006-89	41	128	146	5,233	241	42,717	3,000	-	-	-	-	-	-
2006-90	41	75	109	3,080	168	42,380	2,750	-	-	-	-	-	-
2006-91	NP	-	-	-	-	-	-	-	-	-	-	-	-
2006-92	88	53	20	4,621	507	314,190	5,400	-	-	-	-	-	-
2006-93	2	119	20	238	9	1,860	25	-	-	-	-	-	-
2006-94	49	173	10	8,485	387	145,668	2,700	-	-	-	-	-	-
2006-95	16	275	2	4,398	55	32,126	1,950	-	-	-	-	-	-
2006-96	90	254	20	22,893	481	329,952	2,800	-	-	-	-	-	-
2006-97	13	314	10	4,077	258	52,826	1,950	-	-	-	-	-	-
2006-98	54	724	20	39,116	1,037	224,152	2,800	-	-	-	-	-	-

⁴ NI indicates never installed. I indicates installed but never used. NP indicates no prosecutor's report.

⁵ NR indicates not reported or could not be determined.

⁶ Motions: G = Granted, D = Denied, P = Pending.

* The first four digits of the A.O. number represent the year in which the wiretap was terminated. Wiretaps that were terminated prior to 2007 were not reported previously because they were part of ongoing investigations.

TABLE B-1
STATE NEW JERSEY

CALENDAR YEAR 2007

**REPORT BY JUDGES OF COURT-AUTHORIZED INTERCEPTS OF WIRE, ORAL, OR ELECTRONIC COMMUNICATIONS
PURSUANT TO 18 U.S.C. 2519**

A.O. Number *	Authorizing Official		Offense Specified	Intercept		Date of Application	Authorized Length		
	Judge	Prosecutor ¹		Type ²	Location ³		Original Order (Days)	Number of Extensions	Total Length (Days)
STATE ATTORNEY GENERAL (CONTINUED)									
2006-99	NATAL	RABNER	NARCOTICS	WC,EO	D	10/16/2006	20	0	20
2006-100	NATAL	RABNER	NARCOTICS	WC,EO	D	10/16/2006	20	0	20
2006-101	SYPEK	RABNER	RACKETEERING	WC,WO,EO	D	10/20/2006	30	0	30
2006-102	SYPEK	RABNER	RACKETEERING	WC,EO	D	10/20/2006	30	0	30
2006-103	SYPEK	RABNER	RACKETEERING	WC,WO,EO	D	10/25/2006	30	0	30
2006-104	TRIARSI	RABNER	NARCOTICS	WC,WO,EO	D	10/30/2006	20	1	30
2006-105	TRIARSI	RABNER	NARCOTICS	WC,EO	D	10/30/2006	20	0	20
2006-106	NATAL	RABNER	NARCOTICS	WC,EO	D	11/17/2006	20	0	20
2006-107	SYPEK	RABNER	RACKETEERING	WC,EO	D	11/22/2006	30	1	60
2006-108	BOZONELIS	RABNER	MURDER	WS	H	12/05/2006	30	0	30
2006-109	BOZONELIS	RABNER	MURDER	WC	D	12/07/2006	20	0	20
2006-110	NATAL	RABNER	NARCOTICS	WC,EO	D	12/14/2006	30	0	30
2005-81	BOZONELIS	HARVEY	RACKETEERING	WC	D	01/12/2005	30	1	60
2005-82	BOZONELIS	HARVEY	RACKETEERING	WC	D	01/12/2005	30	1	60
2005-83	BOZONELIS	HARVEY	NARCOTICS	EO	D	02/08/2005	30	0	30
2005-84	BOZONELIS	HARVEY	RACKETEERING	ED	D	05/25/2005	30	0	30
2005-85	BOZONELIS	HARVEY	NARCOTICS	WC	D	08/09/2005	30	2	90
2005-86	BOZONELIS	HARVEY	NARCOTICS	WC	D	08/26/2005	30	1	60
2005-87	SYPEK	HARVEY	RACKETEERING	WC	D	10/05/2005	30	1	60
2005-88	BOZONELIS	HARVEY	NARCOTICS	WC	D	10/07/2005	30	0	30
2005-89	BOZONELIS	HARVEY	NARCOTICS	WC	D	10/07/2005	30	0	30
2005-90	BOZONELIS	HARVEY	NARCOTICS	WC	D	10/07/2005	30	1	60
2005-91	BOZONELIS	HARVEY	NARCOTICS	WC	D	10/07/2005	30	1	60
2005-92	SYPEK	HARVEY	RACKETEERING	WC	D	11/03/2005	30	0	30
2005-93	BOZONELIS	HARVEY	NARCOTICS	WC	D	11/17/2005	30	0	30
2005-94	BOZONELIS	HARVEY	NARCOTICS	WC	D	11/17/2005	30	0	30
2005-95	BOZONELIS	HARVEY	NARCOTICS	WC	D	11/17/2005	30	0	30
2004-47	CLARK	HARVEY	MURDER	ED	D	12/30/2003	30	0	30
UNION									
2007-1	TRIARSI	ROMANKOW	RACKETEERING	WC	R	10/24/2006	30	5	180
2007-2	TRIARSI	ROMANKOW	RACKETEERING	WC	D	11/27/2006	30	5	180
2007-3	TRIARSI	ROMANKOW	RACKETEERING	WC	D	11/27/2006	30	5	180

¹ The prosecuting official authorized the filing of the application under provisions of the state's statute. (See Table 1 for this state's statutory citation.)

² Type: WC = Cellular or Mobile Telephone (Wire), WS = Standard Telephone (Wire), WO = Other (Wire), OM = Microphone (Oral), OO = Other (Oral), ED = Digital Pager (Electronic), EE = Computer or E-Mail (Electronic), EF = Fax Machine (Electronic), EO = Other (Electronic).

³ Location: D = Portable Device, H = Personal Residence, B = Business, A = Public Area, O = Other Location, R = Roving (Relaxed Specification Order), N = Not Specified.

* The first four digits of the A.O. number represent the year in which the wiretap was terminated. Wiretaps that were terminated prior to 2007 were not reported previously because they were part of ongoing investigations.

TABLE B-1
STATE NEW JERSEY

CALENDAR YEAR 2007

**REPORT BY PROSECUTORS OF COURT-AUTHORIZED INTERCEPTS OF WIRE, ORAL, OR ELECTRONIC COMMUNICATIONS
PURSUANT TO 18 U.S.C. 2519**

A.O. Number *	Number Of Days in Oper- ation ⁴	Average Inter- cepts per Day	Number of ⁵			Costs		Number of					
			Persons Inter- cepted	Intercepts	Incrim- inating Intercepts	Total Cost in \$	Other Than Manpower in \$	Arrests	Trials	Motions to Suppress Intercepts ⁶			Persons Con- victed
										G	D	P	
STATE ATTORNEY GENERAL (CONTINUED)													
2006-99	20	93	52	1,862	255	86,500	2,850	-	-	-	-	-	-
2006-100	20	321	146	6,420	497	105,985	1,250	-	-	-	-	-	-
2006-101	6	-	3	3	-	12,300	2,850	-	-	-	-	-	-
2006-102	30	131	1	3,943	-	18,923	15,050	-	-	-	-	-	-
2006-103	24	142	5	3,415	108	72,126	2,850	-	-	-	-	-	-
2006-104	22	59	42	1,294	147	40,783	2,400	-	-	-	-	-	-
2006-105	20	308	25	6,166	195	55,119	2,450	-	-	-	-	-	-
2006-106	20	346	120	6,929	240	124,542	9,050	-	-	-	-	-	-
2006-107	40	265	9	10,581	857	115,310	2,450	-	-	-	-	-	-
2006-108	15	34	517	513	7	61,850	2,050	-	-	-	-	-	-
2006-109	20	-	-	-	-	2,608	2,350	-	-	-	-	-	-
2006-110	6	26	NR	154	NR	28,413	9,050	-	-	-	-	-	-
2005-81	36	39	324	1,415	300	30,251	-	-	-	-	-	-	-
2005-82	36	42	324	1,519	201	30,523	-	-	-	-	-	-	-
2005-83	30	-	1	1	-	816	-	-	-	-	-	-	-
2005-84	30	-	-	-	-	850	-	-	-	-	-	-	-
2005-85	90	44	307	3,985	674	24,343	2,725	-	-	-	-	-	-
2005-86	60	35	116	2,084	138	24,139	2,725	-	-	-	-	-	-
2005-87	60	45	128	2,719	73	49,935	5,275	-	-	-	-	-	-
2005-88	30	81	156	2,418	123	24,139	2,725	-	-	-	-	-	-
2005-89	30	81	319	2,418	123	24,139	2,725	-	-	-	-	-	-
2005-90	60	8	14	459	90	24,139	2,725	-	-	-	-	-	-
2005-91	60	60	169	3,598	763	24,139	2,725	-	-	-	-	-	-
2005-92	30	468	149	14,031	628	37,277	9,050	-	-	-	-	-	-
2005-93	30	1	6	16	-	24,139	2,725	-	-	-	-	-	-
2005-94	30	11	2	332	-	24,139	2,725	-	-	-	-	-	-
2005-95	30	77	275	2,313	124	24,139	2,725	-	-	-	-	-	-
2004-47	30	-	12	15	-	816	-	-	-	-	-	-	-
UNION													
2007-1	180	40	24	7,219	951	2,826,000	31,500	18	-	-	-	-	-
2007-2	175	35	17	6,162	624	RELATED TO NO. 2007-1		RELATED TO NO. 2007-1					
2007-3	175	9	17	1,497	124	RELATED TO NO. 2007-1		RELATED TO NO. 2007-1					

⁴ NI indicates never installed. I indicates installed but never used. NP indicates no prosecutor's report.

⁵ NR indicates not reported or could not be determined.

⁶ Motions: G = Granted, D = Denied, P = Pending.

* The first four digits of the A.O. number represent the year in which the wiretap was terminated. Wiretaps that were terminated prior to 2007 were not reported previously because they were part of ongoing investigations.

TABLE B-1
STATE NEW JERSEY

CALENDAR YEAR 2007

**REPORT BY JUDGES OF COURT-AUTHORIZED INTERCEPTS OF WIRE, ORAL, OR ELECTRONIC COMMUNICATIONS
PURSUANT TO 18 U.S.C. 2519**

A.O. Number *	Authorizing Official		Offense Specified	Intercept		Date of Application	Authorized Length		
	Judge	Prosecutor ¹		Type ²	Location ³		Original Order (Days)	Number of Extensions	Total Length (Days)
UNION (CONTINUED)									
2007-4	TRIARSI	ROMANKOW	NARCOTICS	OM	A	12/04/2006	30	1	60
2007-5	TRIARSI	ROMANKOW	RACKETEERING	OM	O	12/09/2006	30	5	180
2007-6	BOZONELIS	ROMANKOW	RACKETEERING	WC	D	12/14/2006	30	4	150
2007-7	BOZONELIS	ROMANKOW	RACKETEERING	WC	D	12/19/2006	30	4	150
2007-8	TRIARSI	ROMANKOW	NARCOTICS	WC	R	01/18/2007	30	1	60
2007-9	TRIARSI	ROMANKOW	NARCOTICS	WC	R	02/06/2007	30	0	30
2007-10	TRIARSI	ROMANKOW	RACKETEERING	WC	D	02/23/2007	30	2	90
2007-11	TRIARSI	ROMANKOW	NARCOTICS	WC,EO	D	02/23/2007	30	0	30
2007-12	TRIARSI	ROMANKOW	NARCOTICS	WC,EO	D	02/23/2007	30	1	60
2007-13	TRIARSI	ROMANKOW	NARCOTICS	WC,EO	D	03/12/2007	30	1	60
2007-14	TRIARSI	ROMANKOW	CONSPIRACY	WC	D	03/23/2007	30	0	30
2007-15	TRIARSI	ROMANKOW	RACKETEERING	WC	D	03/31/2007	30	1	60
2007-16	GALLIPOLI	ROMANKOW	NARCOTICS	WC	D	05/02/2007	30	0	30
2007-17	TRIARSI	ROMANKOW	NARCOTICS	WC	D	09/26/2007	30	0	30
2007-18	TRIARSI	ROMANKOW	NARCOTICS	WC	D	09/26/2007	30	0	30
2007-19	TRIARSI	ROMANKOW	NARCOTICS	WC	D	10/05/2007	30	1	60
2007-20	TRIARSI	ROMANKOW	NARCOTICS	WC	D	10/19/2007	30	0	30
2007-21	TRIARSI	ROMANKOW	NARCOTICS	WC	D	10/26/2007	30	0	30
2007-22	TRIARSI	ROMANKOW	NARCOTICS	WC	D	11/02/2007	30	0	30
2007-23	CALLAHAN	ROMANKOW	NARCOTICS	WC	D	11/16/2007	30	0	30
2007-24	CALLAHAN	ROMANKOW	NARCOTICS	WC	D	11/16/2007	30	0	30
2007-25	TRIARSI	ROMANKOW	NARCOTICS	WC	D	11/29/2007	30	0	30
2006-1	TRIARSI	ROMANKOW	NARCOTICS	WC	D	02/01/2006	30	0	30
2006-2	TRIARSI	ROMANKOW	NARCOTICS	WC	D	02/01/2006	30	1	60
2006-3	TRIARSI	ROMANKOW	NARCOTICS	WC	D	02/10/2006	30	0	30
2006-4	TRIARSI	ROMANKOW	NARCOTICS	WC	D	02/17/2006	30	1	60
2006-5	TRIARSI	ROMANKOW	NARCOTICS	WC	D	02/24/2006	30	0	30
2006-6	TRIARSI	ROMANKOW	NARCOTICS	WO	O	02/24/2006	30	0	30
2006-7	TRIARSI	ROMANKOW	NARCOTICS	WC	D	03/02/2006	30	0	30
2006-8	TRIARSI	ROMANKOW	NARCOTICS	ED	D	03/03/2006	30	0	30
2006-9	TRIARSI	ROMANKOW	NARCOTICS	WC	D	03/10/2006	30	0	30
2006-10	TRIARSI	ROMANKOW	NARCOTICS	WC	D	03/10/2006	30	0	30

¹ The prosecuting official authorized the filing of the application under provisions of the state's statute. (See Table 1 for this state's statutory citation.)

² Type: WC = Cellular or Mobile Telephone (Wire), WS = Standard Telephone (Wire), WO = Other (Wire), OM = Microphone (Oral), OO = Other (Oral), ED = Digital Pager (Electronic), EE = Computer or E-Mail (Electronic), EF = Fax Machine (Electronic), EO = Other (Electronic).

³ Location: D = Portable Device, H = Personal Residence, B = Business, A = Public Area, O = Other Location, R = Roving (Relaxed Specification Order), N = Not Specified.

* The first four digits of the A.O. number represent the year in which the wiretap was terminated. Wiretaps that were terminated prior to 2007 were not reported previously because they were part of ongoing investigations.

TABLE B-1
STATE NEW JERSEY

CALENDAR YEAR 2007

REPORT BY PROSECUTORS OF COURT-AUTHORIZED INTERCEPTS OF WIRE, ORAL, OR ELECTRONIC COMMUNICATIONS
PURSUANT TO 18 U.S.C. 2519

A.O. Number *	Number Of Days in Oper- ation ⁴	Average Inter- cepts per Day	Number of ⁵			Costs		Number of					
			Persons Inter- cepted	Intercepts	Incrim- inating Intercepts	Total Cost in \$	Other Than Manpower in \$	Arrests	Trials	Motions to Suppress Intercepts ⁶			Persons Con- victed
										G	D	P	
UNION (CONTINUED)													
2007-4	59	-	4	6	2	1,313,300	16,800	15	-	-	-	-	15
2007-5	166	9	9	1,431	162	RELATED TO NO. 2007-1		RELATED TO NO. 2007-1					
2007-6	143	12	20	1,745	476	RELATED TO NO. 2007-1		RELATED TO NO. 2007-1					
2007-7	143	11	20	1,573	244	RELATED TO NO. 2007-1		RELATED TO NO. 2007-1					
2007-8	54	111	50	6,016	422	-	-	-	-	-	-	-	-
2007-9	30	7	9	215	38	-	-	-	-	-	-	-	-
2007-10	86	107	24	9,180	684	-	-	11	-	-	-	-	-
2007-11	NI	-	-	-	-	-	-	-	-	-	-	-	-
2007-12	NP	-	-	-	-	-	-	-	-	-	-	-	-
2007-13	NP	-	-	-	-	-	-	-	-	-	-	-	-
2007-14	NP	-	-	-	-	-	-	-	-	-	-	-	-
2007-15	53	32	10	1,674	86	-	-	-	-	-	-	-	-
2007-16	19	13	4	245	53	-	-	1	-	-	-	-	-
2007-17	30	14	5	432	41	-	-	-	-	-	-	-	-
2007-18	30	23	3	698	150	-	-	-	-	-	-	-	-
2007-19	NP	-	-	-	-	-	-	-	-	-	-	-	-
2007-20	NP	-	-	-	-	-	-	-	-	-	-	-	-
2007-21	NP	-	-	-	-	-	-	-	-	-	-	-	-
2007-22	NP	-	-	-	-	-	-	-	-	-	-	-	-
2007-23	30	31	NR	941	36	-	-	-	-	-	-	-	-
2007-24	30	10	NR	304	15	-	-	-	-	-	-	-	-
2007-25	19	24	NR	450	53	-	-	-	-	-	-	-	-
2006-1	30	51	8	1,526	51	RELATED TO NO. 2007-4		RELATED TO NO. 2007-4					
2006-2	47	169	30	7,943	470	RELATED TO NO. 2007-4		RELATED TO NO. 2007-4					
2006-3	7	45	10	314	12	RELATED TO NO. 2007-4		RELATED TO NO. 2007-4					
2006-4	31	87	25	2,698	132	RELATED TO NO. 2007-4		RELATED TO NO. 2007-4					
2006-5	30	136	NR	4,091	414	RELATED TO NO. 2007-4		RELATED TO NO. 2007-4					
2006-6	24	-	-	-	-	RELATED TO NO. 2007-4		RELATED TO NO. 2007-4					
2006-7	24	119	NR	2,867	943	RELATED TO NO. 2007-4		RELATED TO NO. 2007-4					
2006-8	19	6	NR	112	NR	RELATED TO NO. 2007-4		RELATED TO NO. 2007-4					
2006-9	16	56	NR	897	198	RELATED TO NO. 2007-4		RELATED TO NO. 2007-4					
2006-10	16	60	NR	952	222	RELATED TO NO. 2007-4		RELATED TO NO. 2007-4					

⁴ NI indicates never installed. I indicates installed but never used. NP indicates no prosecutor's report.

⁵ NR indicates not reported or could not be determined.

⁶ Motions: G = Granted, D = Denied, P = Pending.

* The first four digits of the A.O. number represent the year in which the wiretap was terminated. Wiretaps that were terminated prior to 2007 were not reported previously because they were part of ongoing investigations.

TABLE B-1
STATE NEW JERSEY

CALENDAR YEAR 2007

REPORT BY JUDGES OF COURT-AUTHORIZED INTERCEPTS OF WIRE, ORAL, OR ELECTRONIC COMMUNICATIONS
PURSUANT TO 18 U.S.C. 2519

A.O. Number *	Authorizing Official		Offense Specified	Intercept		Date of Application	Authorized Length		
	Judge	Prosecutor ¹		Type ²	Location ³		Original Order (Days)	Number of Extensions	Total Length (Days)
UNION (CONTINUED)									
2006-11	TRIARSI	ROMANKOW	NARCOTICS	WC	D	03/28/2006	30	0	30
2006-12	TRIARSI	ROMANKOW	NARCOTICS	WC	D	04/20/2006	30	0	30
2006-13	TRIARSI	ROMANKOW	NARCOTICS	WC	D	04/26/2006	30	0	30
2006-14	TRIARSI	ROMANKOW	NARCOTICS	WC	D	10/19/2006	20	0	20
2006-15	TRIARSI	ROMANKOW	NARCOTICS	WC	D	10/19/2006	20	0	20

¹ The prosecuting official authorized the filing of the application under provisions of the state's statute. (See Table 1 for this state's statutory citation.)

² Type: WC = Cellular or Mobile Telephone (Wire), WS = Standard Telephone (Wire), WO = Other (Wire), OM = Microphone (Oral), OO = Other (Oral), ED = Digital Pager (Electronic), EE = Computer or E-Mail (Electronic), EF = Fax Machine (Electronic), EO = Other (Electronic).

³ Location: D = Portable Device, H = Personal Residence, B = Business, A = Public Area, O = Other Location, R = Roving (Relaxed Specification Order), N = Not Specified.

* The first four digits of the A.O. number represent the year in which the wiretap was terminated. Wiretaps that were terminated prior to 2007 were not reported previously because they were part of ongoing investigations.

TABLE B-1
STATE NEW JERSEY

CALENDAR YEAR 2007

REPORT BY PROSECUTORS OF COURT-AUTHORIZED INTERCEPTS OF WIRE, ORAL, OR ELECTRONIC COMMUNICATIONS
PURSUANT TO 18 U.S.C. 2519

A.O. Number *	Number Of Days in Oper- ation ⁴	Average Inter- cepts per Day	Number of ⁵			Costs		Number of					
			Persons Inter- cepted	Intercepts	Incrim- inating Intercepts	Total Cost in \$	Other Than Manpower in \$	Arrests	Trials	Motions to Suppress Intercepts ⁶			Persons Con- victed
										G	D	P	
UNION (CONTINUED)													
2006-11	30	2	7	52	32	RELATED TO NO. 2007-4		RELATED TO NO. 2007-4					
2006-12	19	10	13	190	16	RELATED TO NO. 2007-4		RELATED TO NO. 2007-4					
2006-13	13	66	35	853	42	RELATED TO NO. 2007-4		RELATED TO NO. 2007-4					
2006-14	19	285	4	5,420	27	195,700	3,325	-	-	-	-	-	-
2006-15	19	39	3	738	19	RELATED TO NO. 2006-14		RELATED TO NO. 2006-14					

⁴ NI indicates never installed. I indicates installed but never used. NP indicates no prosecutor's report.

⁵ NR indicates not reported or could not be determined.

⁶ Motions: G = Granted, D = Denied, P = Pending.

* The first four digits of the A.O. number represent the year in which the wiretap was terminated. Wiretaps that were terminated prior to 2007 were not reported previously because they were part of ongoing investigations.

TABLE B-1
STATE NEW MEXICO

CALENDAR YEAR 2007

REPORT BY JUDGES OF COURT-AUTHORIZED INTERCEPTS OF WIRE, ORAL, OR ELECTRONIC COMMUNICATIONS
PURSUANT TO 18 U.S.C. 2519

A.O. Number *	Authorizing Official		Offense Specified	Intercept		Date of Application	Authorized Length		
	Judge	Prosecutor ¹		Type ²	Location ³		Original Order (Days)	Number of Extensions	Total Length (Days)
2ND JUDICIAL DISTRICT (BERNALILLO)									
2007-1	MURDOCH	BRANDENBURG	TRANSPORT	WC	D	07/11/2007	30	0	30
2007-2	MACARON	BRANDENBURG	MURDER	WC,WS	D,H	09/04/2007	30	0	30
2007-3	MURDOCH	BRANDENBURG	RACKETEERING	WC	D	10/22/2007	30	0	30

¹ The prosecuting official authorized the filing of the application under provisions of the state's statute. (See Table 1 for this state's statutory citation.)

² Type: WC = Cellular or Mobile Telephone (Wire), WS = Standard Telephone (Wire), WO = Other (Wire), OM = Microphone (Oral), OO = Other (Oral), ED = Digital Pager (Electronic), EE = Computer or E-Mail (Electronic), EF = Fax Machine (Electronic), EO = Other (Electronic).

³ Location: D = Portable Device, H = Personal Residence, B = Business, A = Public Area, O = Other Location, R = Roving (Relaxed Specification Order), N = Not Specified.

* The first four digits of the A.O. number represent the year in which the wiretap was terminated. Wiretaps that were terminated prior to 2007 were not reported previously because they were part of ongoing investigations.

TABLE B-1
STATE NEW MEXICO

CALENDAR YEAR 2007

REPORT BY PROSECUTORS OF COURT-AUTHORIZED INTERCEPTS OF WIRE, ORAL, OR ELECTRONIC COMMUNICATIONS
PURSUANT TO 18 U.S.C. 2519

A.O. Number *	Number Of Days in Oper- ation ⁴	Average Inter- cepts per Day	Number of ⁵			Costs		Number of					
			Persons Inter- cepted	Intercepts	Incrim- inating Intercepts	Total Cost in \$	Other Than Manpower in \$	Arrests	Trials	Motions to Suppress Intercepts ⁶			Persons Con- victed
										G	D	P	
2ND JUDICIAL DISTRICT (BERNALILLO)													
2007-1	30	100	50	3,000	500	120,000	-	34	-	-	-	-	34
2007-2	25	80	50	2,000	150	7,021	-	1	-	-	-	-	-
2007-3	29	155	70	4,500	220	60,000	35,000	-	-	-	-	-	-

⁴ NI indicates never installed. I indicates installed but never used. NP indicates no prosecutor's report.

⁵ NR indicates not reported or could not be determined.

⁶ Motions: G = Granted, D = Denied, P = Pending.

* The first four digits of the A.O. number represent the year in which the wiretap was terminated. Wiretaps that were terminated prior to 2007 were not reported previously because they were part of ongoing investigations.

TABLE B-1
STATE NEW YORK

CALENDAR YEAR 2007

**REPORT BY JUDGES OF COURT-AUTHORIZED INTERCEPTS OF WIRE, ORAL, OR ELECTRONIC COMMUNICATIONS
PURSUANT TO 18 U.S.C. 2519**

A.O. Number *	Authorizing Official		Offense Specified	Intercept		Date of Application	Authorized Length		
	Judge	Prosecutor ¹		Type ²	Location ³		Original Order (Days)	Number of Extensions	Total Length (Days)
ALBANY									
2007-1	TERESI	SOARES	CONSPIRACY	WC	D	11/08/2006	28	2	60
2007-2	TERESI	SOARES	CONSPIRACY	WC	D	12/18/2006	29	1	32
2007-3	TERESI	SOARES	CONSPIRACY	WC	D	12/18/2006	29	1	32
2007-4	TERESI	SOARES	CONSPIRACY	WC	D	12/18/2006	20	0	20
2007-5	TERESI	SOARES	CONSPIRACY	WC	D	12/18/2006	20	0	20
2007-6	TERESI	SOARES	CONSPIRACY	WC	D	12/29/2006	14	0	14
CATTARAUGUS									
2007-1	HIMELEIN	SHARKEY	NARCOTICS	WC	D	03/25/2007	30	1	60
FRANKLIN									
2007-1	MAIN	CHAMPAGNE	NARCOTICS	WS	H	01/29/2007	30	2	90
2007-2	MAIN	CHAMPAGNE	NARCOTICS	WC	D	02/07/2007	30	0	30
2007-3	MAIN	CHAMPAGNE	NARCOTICS	WC	D	02/27/2007	30	0	30
2007-4	MAIN	CHAMPAGNE	NARCOTICS	WC	D	03/09/2007	30	1	60
2007-5	MAIN	CHAMPAGNE	NARCOTICS	WC	D	03/09/2007	30	0	30
2007-6	MAIN	CHAMPAGNE	NARCOTICS	WS	D	03/09/2007	30	1	60
2007-7	MAIN	CHAMPAGNE	NARCOTICS	WS	H	03/28/2007	30	0	30
FULTON									
2007-1	GIARDINO	SIRA	GAMBLING	WS	D	10/17/2007	30	0	30
2007-2	GIARDINO	SIRA	GAMBLING	WS	D	11/02/2007	30	1	60
2007-3	GIARDINO	SIRA	GAMBLING	WC	D	11/14/2007	30	0	30
2007-4	GIARDINO	SIRA	GAMBLING	WS	D	11/28/2007	30	0	30
MONROE									
2007-1	RENZI	GREEN	MURDER	OM	O	04/23/2007	30	0	30
2007-2	RENZI	GREEN	MURDER	WC	D	04/26/2007	30	0	30
2007-3	BELLINI	GREEN	NARCOTICS	WC	D	05/21/2007	30	0	30
2007-4	BELLINI	GREEN	NARCOTICS	WC	D	05/25/2007	30	0	30
2007-5	BELLINI	GREEN	NARCOTICS	WC	D	05/29/2007	30	0	30
2007-6	SCHWARTZ	GREEN	MURDER	OM	A	11/02/2007	30	0	30
2007-7	CONNELL	HYLAND	MURDER	WC	D	11/16/2007	30	0	30

¹ The prosecuting official authorized the filing of the application under provisions of the state's statute. (See Table 1 for this state's statutory citation.)

² Type: WC = Cellular or Mobile Telephone (Wire), WS = Standard Telephone (Wire), WO = Other (Wire), OM = Microphone (Oral), OO = Other (Oral), ED = Digital Pager (Electronic), EE = Computer or E-Mail (Electronic), EF = Fax Machine (Electronic), EO = Other (Electronic).

³ Location: D = Portable Device, H = Personal Residence, B = Business, A = Public Area, O = Other Location, R = Roving (Relaxed Specification Order), N = Not Specified.

* The first four digits of the A.O. number represent the year in which the wiretap was terminated. Wiretaps that were terminated prior to 2007 were not reported previously because they were part of ongoing investigations.

TABLE B-1
STATE NEW YORK

CALENDAR YEAR 2007

**REPORT BY PROSECUTORS OF COURT-AUTHORIZED INTERCEPTS OF WIRE, ORAL, OR ELECTRONIC COMMUNICATIONS
PURSUANT TO 18 U.S.C. 2519**

A.O. Number *	Number Of Days in Oper- ation ⁴	Average Inter- cepts per Day	Number of ⁵			Costs		Number of					
			Persons Inter- cepted	Intercepts	Incrim- inating Intercepts	Total Cost in \$	Other Than Manpower in \$	Arrests	Trials	Motions to Suppress Intercepts ⁶			Persons Con- victed
										G	D	P	
ALBANY													
2007-1	60	15	NR	914	185	-	-	-	-	-	-	-	-
2007-2	32	74	NR	2,367	633	-	-	-	-	-	-	-	-
2007-3	32	230	NR	7,349	802	-	-	-	-	-	-	-	-
2007-4	20	117	NR	2,340	359	-	-	-	-	-	-	-	-
2007-5	20	214	NR	4,273	715	-	-	-	-	-	-	-	-
2007-6	14	165	NR	2,310	266	-	-	-	-	-	-	-	-
CATTARAUGUS													
2007-1	56	95	302	5,301	559	22,520	4,600	19	-	-	-	-	-
FRANKLIN													
2007-1	83	110	43	9,170	2,666	400,549	2,149	43	-	-	-	-	31
2007-2	29	1	1	24	-	RELATED TO NO. 2007-1		RELATED TO NO. 2007-1					
2007-3	27	57	23	1,549	245	RELATED TO NO. 2007-1		RELATED TO NO. 2007-1					
2007-4	47	8	13	392	151	RELATED TO NO. 2007-1		RELATED TO NO. 2007-1					
2007-5	29	3	NR	73	NR	RELATED TO NO. 2007-1		RELATED TO NO. 2007-1					
2007-6	47	44	10	2,063	428	RELATED TO NO. 2007-1		RELATED TO NO. 2007-1					
2007-7	28	16	19	446	90	RELATED TO NO. 2007-1		RELATED TO NO. 2007-1					
FULTON													
2007-1	30	43	30	1,289	799	110,370	10,100	-	-	-	-	-	-
2007-2	32	8	30	250	178	RELATED TO NO. 2007-1		-	-	-	-	-	-
2007-3	21	21	30	440	210	RELATED TO NO. 2007-1		-	-	-	-	-	-
2007-4	30	10	30	298	157	RELATED TO NO. 2007-1		-	-	-	-	-	-
MONROE													
2007-1	14	28	10	388	29	30,000	-	1	1	-	-	-	1
2007-2	14	106	166	1,483	74	36,540	540	RELATED TO NO. 2007-1					
2007-3	15	11	5	160	50	68,830	350	10	-	-	-	-	3
2007-4	11	46	5	508	120	69,655	1,175	RELATED TO NO. 2007-3					
2007-5	17	10	5	177	50	RELATED TO NO. 2007-3		RELATED TO NO. 2007-3					
2007-6	1	1	2	1	1	3,503	-	1	-	-	-	-	-
2007-7	14	38	92	538	17	41,100	1,100	-	-	-	-	-	-

⁴ NI indicates never installed. I indicates installed but never used. NP indicates no prosecutor's report.

⁵ NR indicates not reported or could not be determined.

⁶ Motions: G = Granted, D = Denied, P = Pending.

* The first four digits of the A.O. number represent the year in which the wiretap was terminated. Wiretaps that were terminated prior to 2007 were not reported previously because they were part of ongoing investigations.

TABLE B-1
STATE NEW YORK

CALENDAR YEAR 2007

**REPORT BY JUDGES OF COURT-AUTHORIZED INTERCEPTS OF WIRE, ORAL, OR ELECTRONIC COMMUNICATIONS
PURSUANT TO 18 U.S.C. 2519**

A.O. Number *	Authorizing Official		Offense Specified	Intercept		Date of Application	Authorized Length		
	Judge	Prosecutor ¹		Type ²	Location ³		Original Order (Days)	Number of Extensions	Total Length (Days)
MONTGOMERY									
2007-1	SISE	CONBOY	NARCOTICS	WC	D	01/31/2007	30	2	90
2007-2	SISE	CONBOY	NARCOTICS	WC	D	02/09/2007	30	1	60
2007-3	SISE	CONBOY	NARCOTICS	WC	D	02/28/2007	30	1	60
2007-4	SISE	CONBOY	NARCOTICS	WC	D	03/28/2007	30	0	30
NASSAU									
2007-1	SPOLZINO	RICE	USURY	WC	D	09/07/2006	30	4	150
2007-2	GULOTTA	RICE	NARCOTICS	WC,EO	D	12/11/2006	30	0	30
2007-3	GULOTTA	RICE	NARCOTICS	WC	D	03/09/2007	10	0	10
2007-4	GULOTTA	RICE	NARCOTICS	WC	D	03/19/2007	30	0	30
2007-5	FISHER	RICE	NARCOTICS	WC,WS	D,H	03/26/2007	30	2	90
2007-6	GULOTTA	RICE	NARCOTICS	WC	D	07/17/2007	30	5	180
2007-7	ANGIOLILLO	RICE	USURY	WC,WS	D,H	08/21/2007	30	1	60
2007-8	SKELOS	RICE	MURDER	OO	O	10/25/2007	30	0	30
NEW YORK									
2007-1	SKELOS	MORGENTHAU	LARCENY	WC	D	05/26/2006	30	8	240
2007-2	SULLIVAN	MORGENTHAU	\$LAUNDERING	WC	D	07/11/2006	30	12	369
2007-3	SKELOS	MORGENTHAU	LARCENY	WC	D	08/18/2006	30	5	180
2007-4	SKELOS	MORGENTHAU	LARCENY	WC	D	12/06/2006	30	13	420
2007-5	SKELOS	MORGENTHAU	LARCENY	WC	D	12/08/2006	30	5	150
2007-6	WITTNER	MORGENTHAU	LARCENY	WC	D	01/05/2007	30	3	120
2007-7	WITTNER	MORGENTHAU	LARCENY	WC	D	01/12/2007	30	2	90
2007-8	WITTNER	MORGENTHAU	LARCENY	WC	D	02/01/2007	30	1	60
2007-9	SKELOS	MORGENTHAU	GAMBLING	ED	D	03/09/2007	30	3	114
2007-10	CARRO	MORGENTHAU	LARCENY	OO,EO	N	05/07/2007	30	1	54
2007-11	WITTNER	MORGENTHAU	MURDER	EO	N	09/07/2007	10	0	10
2007-12	SKELOS	MORGENTHAU	OTHER	WC	D	12/03/2007	30	0	30
2007-13	CARRO	MORGENTHAU	NARCOTICS	WC	D	12/11/2007	30	0	30
NIAGARA									
2007-1	WOLFGANG	MURPHY	NARCOTICS	WC	D	03/23/2007	30	1	60
NY ORGANIZED CRIME TASK FORCE									
2007-1	SPOLZINO	PRATHER	NARCOTICS	WC,WS,ED	D,H,B	03/10/2006	30	11	360
2007-2	SPAIN	PRATHER	NARCOTICS	WC	D	12/13/2006	30	1	60

¹ The prosecuting official authorized the filing of the application under provisions of the state's statute. (See Table 1 for this state's statutory citation.)

² Type: WC = Cellular or Mobile Telephone (Wire), WS = Standard Telephone (Wire), WO = Other (Wire), OM = Microphone (Oral), OO = Other (Oral), ED = Digital Pager (Electronic), EE = Computer or E-Mail (Electronic), EF = Fax Machine (Electronic), EO = Other (Electronic).

³ Location: D = Portable Device, H = Personal Residence, B = Business, A = Public Area, O = Other Location, R = Roving (Relaxed Specification Order), N = Not Specified.

* The first four digits of the A.O. number represent the year in which the wiretap was terminated. Wiretaps that were terminated prior to 2007 were not reported previously because they were part of ongoing investigations.

TABLE B-1
STATE NEW YORK

CALENDAR YEAR 2007

**REPORT BY PROSECUTORS OF COURT-AUTHORIZED INTERCEPTS OF WIRE, ORAL, OR ELECTRONIC COMMUNICATIONS
PURSUANT TO 18 U.S.C. 2519**

A.O. Number *	Number Of Days in Oper- ation ⁴	Average Inter- cepts per Day	Number of ⁵			Costs		Number of					
			Persons Inter- cepted	Intercepts	Incrim- inating Intercepts	Total Cost in \$	Other Than Manpower in \$	Arrests	Trials	Motions to Suppress Intercepts ⁶			Persons Con- victed
										G	D	P	
MONTGOMERY													
2007-1	72	14	30	1,000	100	234,000	22,000	28	-	-	-	-	28
2007-2	33	3	15	100	100	RELATED TO NO. 2007-1		RELATED TO NO. 2007-1					
2007-3	16	6	15	100	100	RELATED TO NO. 2007-1		RELATED TO NO. 2007-1					
2007-4	16	6	15	100	100	RELATED TO NO. 2007-1		RELATED TO NO. 2007-1					
NASSAU													
2007-1	150	19	25	2,861	264	343,795	3,795	-	-	-	-	-	-
2007-2	25	15	18	376	64	7,700	1,500	-	-	-	-	-	-
2007-3	NI	-	-	-	-	-	-	-	-	-	-	-	-
2007-4	30	72	12	2,157	602	7,453	1,500	12	1	-	3	-	11
2007-5	90	22	46	1,953	320	225,000	30,000	-	-	-	-	-	-
2007-6	180	2	23	360	28	255,000	15,000	7	-	-	-	-	1
2007-7	60	69	444	4,150	888	324,000	24,000	1	-	-	-	-	-
2007-8	NI	-	-	-	-	-	-	-	-	-	-	-	-
NEW YORK													
2007-1	240	25	35	6,000	750	260,000	40,000	2	-	-	2	-	-
2007-2	369	71	75	26,262	1,130	836,000	36,000	-	-	-	-	-	-
2007-3	180	22	40	4,000	410	220,000	30,000	1	-	-	-	-	-
2007-4	420	29	40	12,000	1,100	480,000	70,000	RELATED TO NO. 2007-1					
2007-5	150	13	20	2,000	200	185,000	25,000	RELATED TO NO. 2007-1					
2007-6	106	110	125	11,665	809	140,000	-	13	-	-	-	-	-
2007-7	75	14	32	1,025	412	RELATED TO NO. 2007-6		RELATED TO NO. 2007-6					
2007-8	54	6	46	300	158	RELATED TO NO. 2007-6		RELATED TO NO. 2007-6					
2007-9	111	6	81	676	608	-	-	-	-	-	-	-	-
2007-10	54	16	1	850	850	40,000	30,000	-	-	-	-	-	-
2007-11	NI	-	-	-	-	-	-	-	-	-	-	-	-
2007-12	18	66	91	1,186	38	19,925	1,500	-	-	-	-	-	-
2007-13	17	32	50	550	500	22,500	400	-	-	-	-	-	-
NIAGARA													
2007-1	60	75	425	4,501	258	-	-	23	-	-	-	-	-
NY ORGANIZED CRIME TASK FORCE													
2007-1	328	300	250	98,340	20,000	583,400	279,400	-	-	-	-	-	-
2007-2	52	130	30	6,771	1,312	70,460	28,860	13	-	-	15	-	13

⁴ NI indicates never installed. I indicates installed but never used. NP indicates no prosecutor's report.

⁵ NR indicates not reported or could not be determined.

⁶ Motions: G = Granted, D = Denied, P = Pending.

* The first four digits of the A.O. number represent the year in which the wiretap was terminated. Wiretaps that were terminated prior to 2007 were not reported previously because they were part of ongoing investigations.

TABLE B-1
STATE NEW YORK

CALENDAR YEAR 2007

**REPORT BY JUDGES OF COURT-AUTHORIZED INTERCEPTS OF WIRE, ORAL, OR ELECTRONIC COMMUNICATIONS
PURSUANT TO 18 U.S.C. 2519**

A.O. Number *	Authorizing Official		Offense Specified	Intercept		Date of Application	Authorized Length		
	Judge	Prosecutor ¹		Type ²	Location ³		Original Order (Days)	Number of Extensions	Total Length (Days)
NY ORGANIZED CRIME TASK FORCE (CONTINUED)									
2007-3	ALOI	PRATHER	CONSPIRACY	WC,WS	D,B	12/18/2006	30	4	150
2007-4	FAHEY	PRATHER	NARCOTICS	WC,WS	D,H	01/11/2007	30	6	210
2007-5	WALSH	PRATHER	NARCOTICS	WC	D	02/08/2007	30	1	60
2007-6	MARKS	PRATHER	NARCOTICS	WC	D	02/13/2007	30	3	120
2007-7	BRUNETTI	PRATHER	NARCOTICS	WC	D	02/26/2007	30	1	60
2007-8	ANGIOLILLO	PRATHER	LOANSHARKING	WC	D	05/14/2007	30	1	60
2007-9	MICHALSKI	PRATHER	NARCOTICS	WC	D	05/18/2007	30	4	135
2007-10	TERESI	PRATHER	NARCOTICS	WC	D	05/31/2007	30	3	120
2007-11	BUCHTER	PRATHER	NARCOTICS	WC	D	06/25/2007	30	0	30
2007-12	BUCHTER	PRATHER	LOANSHARKING	WC	D	08/10/2007	30	1	60
2007-13	ALOI	PRATHER	MURDER	WC,WS	D,H	08/17/2007	30	0	30
2007-14	MICHALSKI	PRATHER	NARCOTICS	WC	D	11/13/2007	29	0	29
NYC SPECIAL NARCOTICS BUREAU									
2007-1	ALLEN	MORGENTHAU	NARCOTICS	WC	D	01/05/2007	30	0	30
2007-2	ALLEN	MORGENTHAU	NARCOTICS	WC	D	01/05/2007	30	2	90
2007-3	WETZEL	MORGENTHAU	NARCOTICS	WC	D	01/09/2007	30	0	30
2007-4	ALLEN	KINDLER	NARCOTICS	WC	D	01/09/2007	30	0	30
2007-5	ALLEN	MORGENTHAU	NARCOTICS	WC	D	01/12/2007	30	1	60
2007-6	ALLEN	MORGENTHAU	NARCOTICS	WC	D	01/23/2007	30	0	30
2007-7	ALLEN	MORGENTHAU	NARCOTICS	WC	D	01/25/2007	30	1	60
2007-8	ALLEN	MORGENTHAU	NARCOTICS	WC	D	01/30/2007	30	1	60
2007-9	ALLEN	MORGENTHAU	NARCOTICS	WC	D	02/01/2007	30	0	30
2007-10	ALLEN	MORGENTHAU	NARCOTICS	WC	D	02/02/2007	30	0	30
2007-11	ALLEN	MORGENTHAU	NARCOTICS	WC	D	02/05/2007	30	0	30
2007-12	ALLEN	MORGENTHAU	NARCOTICS	EE	O	02/05/2007	30	0	30
2007-13	ALLEN	MORGENTHAU	NARCOTICS	EE	O	02/05/2007	30	0	30
2007-14	ALLEN	MORGENTHAU	NARCOTICS	EE	O	02/05/2007	30	0	30
2007-15	ALLEN	KINDLER	NARCOTICS	WC	D	02/15/2007	30	1	60
2007-16	ALLEN	MORGENTHAU	NARCOTICS	WC	D	02/15/2007	30	1	60
2007-17	ALLEN	MORGENTHAU	NARCOTICS	WC	D	02/15/2007	30	0	30
2007-18	ALLEN	KINDLER	NARCOTICS	WC	D	02/22/2007	30	0	30
2007-19	ALLEN	KINDLER	NARCOTICS	WC	D	02/22/2007	30	0	30

¹ The prosecuting official authorized the filing of the application under provisions of the state's statute. (See Table 1 for this state's statutory citation.)

² Type: WC = Cellular or Mobile Telephone (Wire), WS = Standard Telephone (Wire), WO = Other (Wire), OM = Microphone (Oral), OO = Other (Oral), ED = Digital Pager (Electronic), EE = Computer or E-Mail (Electronic), EF = Fax Machine (Electronic), EO = Other (Electronic).

³ Location: D = Portable Device, H = Personal Residence, B = Business, A = Public Area, O = Other Location, R = Roaming (Relaxed Specification Order), N = Not Specified.

* The first four digits of the A.O. number represent the year in which the wiretap was terminated. Wiretaps that were terminated prior to 2007 were not reported previously because they were part of ongoing investigations.

TABLE B-1
STATE NEW YORK

CALENDAR YEAR 2007

**REPORT BY PROSECUTORS OF COURT-AUTHORIZED INTERCEPTS OF WIRE, ORAL, OR ELECTRONIC COMMUNICATIONS
PURSUANT TO 18 U.S.C. 2519**

A.O. Number *	Number Of Days in Oper- ation ⁴	Average Inter- cepts per Day	Number of ⁵			Costs		Number of						
			Persons Inter- cepted	Intercepts	Incrim- inating Intercepts	Total Cost in \$	Other Than Manpower in \$	Arrests	Trials	Motions to Suppress Intercepts ⁶			Persons Con- victed	
										G	D	P		
NY ORGANIZED CRIME TASK FORCE (CONTINUED)														
2007-3	141	361	210	50,845	5,724	659,170	95,170	19	-	-	7	-	7	
2007-4	207	442	212	91,536	8,669	637,365	140,565	24	-	-	-	-	8	
2007-5	40	175	60	7,000	900	154,990	9,990	-	-	-	-	-	-	
2007-6	101	160	30	16,200	2,015	235,380	170,880	9	-	-	1	1	-	
2007-7	41	28	34	1,144	507	143,188	11,988	2	-	-	-	-	1	
2007-8	57	16	NR	896	81	81,120	9,120	-	-	-	-	-	-	
2007-9	93	97	312	9,066	3,343	76,878	47,118	22	-	-	-	-	6	
2007-10	106	265	148	28,074	22,500	143,630	58,830	-	-	-	-	-	-	
2007-11	30	166	1,239	4,985	43	171,330	3,330	-	-	-	-	-	-	
2007-12	60	3	3	179	3	190,320	46,320	-	-	-	-	-	-	
2007-13	29	44	61	1,267	135	96,642	8,142	-	-	-	-	-	-	
2007-14	29	38	160	1,114	336	77,770	5,770	-	-	-	-	-	-	
NYC SPECIAL NARCOTICS BUREAU														
2007-1	29	11	5	328	30	-	-	-	-	-	-	-	-	
2007-2	23	163	18	3,753	202	RELATED TO NO. 2007-37		-	-	-	-	-	-	
2007-3	30	21	4	643	50	-	-	-	-	-	-	-	-	
2007-4	NI				"									
2007-5	58	6	8	332	98	RELATED TO NO. 2007-28		1	-	-	-	-	1	
2007-6	8	31	34	250	73	RELATED TO NO. 2007-95		-	-	-	-	-	-	
2007-7	57	122	15	6,932	1,360	RELATED TO NO. 2007-37		-	-	-	-	-	-	
2007-8	60	12	6	700	159	24,907	-	1	-	-	-	-	-	
2007-9	28	2	2	56	10	RELATED TO NO. 2007-98		-	-	-	-	-	-	
2007-10	29	91	207	2,629	244	RELATED TO NO. 2007-95		2	-	-	-	-	-	
2007-11	29	-	-	-	-	-	-	-	-	-	-	-	-	
2007-12	30	-	-	-	-	RELATED TO NO. 2007-55		-	-	-	-	-	-	
2007-13	30	-	-	-	-	RELATED TO NO. 2007-55		-	-	-	-	-	-	
2007-14	30	-	-	-	-	RELATED TO NO. 2007-55		-	-	-	-	-	-	
2007-15	60	-	-	-	-	-	-	-	-	-	-	-	-	
2007-16	55	-	-	-	-	-	-	-	-	-	-	-	-	
2007-17	8	21	17	171	40	RELATED TO NO. 2007-95		2	-	-	-	-	-	
2007-18	27	-	-	-	-	RELATED TO NO. 2007-58		-	-	-	-	-	-	
2007-19	27	-	-	-	-	RELATED TO NO. 2007-58		-	-	-	-	-	-	

⁴ NI indicates never installed. I indicates installed but never used. NP indicates no prosecutor's report.

⁵ NR indicates not reported or could not be determined.

⁶ Motions: G = Granted, D = Denied, P = Pending.

* The first four digits of the A.O. number represent the year in which the wiretap was terminated. Wiretaps that were terminated prior to 2007 were not reported previously because they were part of ongoing investigations.

TABLE B-1
STATE NEW YORK

CALENDAR YEAR 2007

**REPORT BY JUDGES OF COURT-AUTHORIZED INTERCEPTS OF WIRE, ORAL, OR ELECTRONIC COMMUNICATIONS
PURSUANT TO 18 U.S.C. 2519**

A.O. Number *	Authorizing Official		Offense Specified	Intercept		Date of Application	Authorized Length		
	Judge	Prosecutor ¹		Type ²	Location ³		Original Order (Days)	Number of Extensions	Total Length (Days)
NYC SPECIAL NARCOTICS BUREAU (CONTINUED)									
2007-20	ALLEN	MORGENTHAU	NARCOTICS	WC	D	02/28/2007	30	0	30
2007-21	ALLEN	MORGENTHAU	NARCOTICS	WC	D	02/28/2007	30	0	30
2007-22	ALLEN	MORGENTHAU	NARCOTICS	WC	D	02/28/2007	30	0	30
2007-23	ALLEN	MORGENTHAU	NARCOTICS	WC	D	03/02/2007	30	1	60
2007-24	ALLEN	MORGENTHAU	NARCOTICS	WC	D	03/06/2007	30	0	30
2007-25	ALLEN	MORGENTHAU	NARCOTICS	WC	D	03/08/2007	30	2	90
2007-26	ALLEN	MORGENTHAU	NARCOTICS	WC	D	03/08/2007	30	1	60
2007-27	ALLEN	MORGENTHAU	NARCOTICS	ED	O	03/08/2007	30	1	60
2007-28	ALLEN	MORGENTHAU	NARCOTICS	WC	D	03/09/2007	30	0	30
2007-29	WETZEL	MORGENTHAU	NARCOTICS	WC	D	03/15/2007	30	2	90
2007-30	ALLEN	MORGENTHAU	NARCOTICS	WC	D	03/18/2007	30	0	30
2007-31	ALLEN	MORGENTHAU	NARCOTICS	WC	D	03/19/2007	30	2	90
2007-32	ALLEN	MORGENTHAU	NARCOTICS	WC	D	03/22/2007	30	0	30
2007-33	ALLEN	MORGENTHAU	NARCOTICS	WC	D	03/29/2007	30	0	30
2007-34	WETZEL	MORGENTHAU	NARCOTICS	WC	D	03/29/2007	30	0	30
2007-35	ALLEN	MORGENTHAU	NARCOTICS	WC	D	04/05/2007	30	1	60
2007-36	ALLEN	KINDLER	NARCOTICS	WC	D	04/06/2007	30	0	30
2007-37	ALLEN	KINDLER	NARCOTICS	WC	D	04/06/2007	30	0	30
2007-38	ALLEN	MORGENTHAU	NARCOTICS	WC	D	04/11/2007	30	0	30
2007-39	ALLEN	MORGENTHAU	NARCOTICS	WC	D	04/17/2007	30	1	60
2007-40	ALLEN	MORGENTHAU	NARCOTICS	WC	D	04/20/2007	30	1	60
2007-41	ALLEN	MORGENTHAU	NARCOTICS	WC	D	05/03/2007	30	0	30
2007-42	ALLEN	MORGENTHAU	NARCOTICS	WC	D	05/04/2007	30	0	30
2007-43	ALLEN	MORGENTHAU	NARCOTICS	WC	D	05/07/2007	30	1	60
2007-44	ALLEN	MORGENTHAU	NARCOTICS	WC	D	05/08/2007	30	2	90
2007-45	ALLEN	MORGENTHAU	NARCOTICS	WC	D	05/08/2007	30	0	30
2007-46	WETZEL	MORGENTHAU	NARCOTICS	WC	D	05/08/2007	30	2	90
2007-47	ALLEN	MORGENTHAU	NARCOTICS	WC	D	05/09/2007	30	0	30
2007-48	WETZEL	MORGENTHAU	NARCOTICS	EO	O	05/10/2007	30	0	30
2007-49	ALLEN	MORGENTHAU	NARCOTICS	WC	D	05/11/2007	30	0	30
2007-50	ALLEN	MORGENTHAU	NARCOTICS	WC	D	05/14/2007	30	1	60
2007-51	WETZEL	MORGENTHAU	NARCOTICS	WS	H	05/14/2007	30	0	30

¹ The prosecuting official authorized the filing of the application under provisions of the state's statute. (See Table 1 for this state's statutory citation.)

² Type: WC = Cellular or Mobile Telephone (Wire), WS = Standard Telephone (Wire), WO = Other (Wire), OM = Microphone (Oral), OO = Other (Oral), ED = Digital Pager (Electronic), EE = Computer or E-Mail (Electronic), EF = Fax Machine (Electronic), EO = Other (Electronic).

³ Location: D = Portable Device, H = Personal Residence, B = Business, A = Public Area, O = Other Location, R = Roving (Relaxed Specification Order), N = Not Specified.

* The first four digits of the A.O. number represent the year in which the wiretap was terminated. Wiretaps that were terminated prior to 2007 were not reported previously because they were part of ongoing investigations.

TABLE B-1
STATE NEW YORK

CALENDAR YEAR 2007

**REPORT BY PROSECUTORS OF COURT-AUTHORIZED INTERCEPTS OF WIRE, ORAL, OR ELECTRONIC COMMUNICATIONS
PURSUANT TO 18 U.S.C. 2519**

A.O. Number *	Number Of Days in Oper- ation ⁴	Average Inter- cepts per Day	Number of ⁵			Costs		Number of						
			Persons Inter- cepted	Intercepts	Incrim- inating Intercepts	Total Cost in \$	Other Than Manpower in \$	Arrests	Trials	Motions to Suppress Intercepts ⁶			Persons Con- victed	
										G	D	P		
NYC SPECIAL NARCOTICS BUREAU (CONTINUED)														
2007-20	6	120	10	720	95	58,225	-	5	-	-	-	-	-	
2007-21	29	73	16	2,125	520	RELATED TO NO. 2007-28		1	-	-	-	-	-	
2007-22	14	3	349	46	25	RELATED TO NO. 2007-95		-	-	-	-	-	-	
2007-23	58	5	2	276	65	RELATED TO NO. 2007-98		-	-	-	-	-	-	
2007-24	8	6	9	48	12	RELATED TO NO. 2007-95		-	-	-	-	-	-	
2007-25	35	23	18	789	46	RELATED TO NO. 2007-37		-	-	-	-	-	-	
2007-26	53	-	-	-	-	RELATED TO NO. 2007-37		-	-	-	-	-	-	
2007-27	60	-	-	-	-	RELATED TO NO. 2007-98		-	-	-	-	-	-	
2007-28	20	13	11	259	84	120,074	-	-	-	-	-	-	-	
2007-29	81	96	8	7,753	769	RELATED TO NO. 2007-42		-	-	-	-	-	-	
2007-30	25	29	27	735	208	RELATED TO NO. 2007-95		-	-	-	-	-	-	
2007-31	90	50	19	4,520	328	RELATED TO NO. 2007-58		-	-	-	-	-	-	
2007-32	30	67	4	2,003	58	15,262	-	-	-	-	-	-	-	
2007-33	26	31	12	800	153	RELATED TO NO. 2007-55		-	-	-	-	-	-	
2007-34	2	278	2	557	-	RELATED TO NO. 2007-42		-	-	-	-	-	-	
2007-35	58	165	16	9,581	1,826	RELATED TO NO. 2007-42		-	-	-	-	-	-	
2007-36	26	-	-	-	-	RELATED TO NO. 2007-37		-	-	-	-	-	-	
2007-37	26	-	-	-	-	16,000	-	-	-	-	-	-	-	
2007-38	7	151	NR	1,054	NR	RELATED TO NO. 2007-58		3	-	-	-	-	-	
2007-39	59	NR	NR	NR	NR	RELATED TO NO. 2007-58		2	-	-	-	-	-	
2007-40	43	2	5	75	49	RELATED TO NO. 2007-60		3	-	-	-	-	-	
2007-41	29	115	60	3,329	139	RELATED TO NO. 2007-103		-	-	-	-	-	-	
2007-42	27	4	1	97	6	49,094	-	-	-	-	-	-	-	
2007-43	60	-	-	-	-	-	-	-	-	-	-	-	-	
2007-44	60	-	-	-	-	-	-	-	-	-	-	-	-	
2007-45	30	-	2	7	-	RELATED TO NO. 2007-58		-	-	-	-	-	-	
2007-46	77	55	110	4,265	552	RELATED TO NO. 2007-56		-	-	-	-	-	-	
2007-47	30	38	36	1,127	269	RELATED TO NO. 2007-55		-	-	-	-	-	-	
2007-48	2	NR	2	NR	NR	3,696	-	1	-	-	-	-	-	
2007-49	26	5	15	126	29	RELATED TO NO. 2007-95		-	-	-	-	-	-	
2007-50	34	414	18	14,090	107	RELATED TO NO. 2007-58		4	-	-	-	-	-	
2007-51	29	-	-	-	-	RELATED TO NO. 2007-62		-	-	-	-	-	-	

⁴ NI indicates never installed. I indicates installed but never used. NP indicates no prosecutor's report.

⁵ NR indicates not reported or could not be determined.

⁶ Motions: G = Granted, D = Denied, P = Pending.

* The first four digits of the A.O. number represent the year in which the wiretap was terminated. Wiretaps that were terminated prior to 2007 were not reported previously because they were part of ongoing investigations.

TABLE B-1
STATE NEW YORK

CALENDAR YEAR 2007

**REPORT BY JUDGES OF COURT-AUTHORIZED INTERCEPTS OF WIRE, ORAL, OR ELECTRONIC COMMUNICATIONS
PURSUANT TO 18 U.S.C. 2519**

A.O. Number *	Authorizing Official		Offense Specified	Intercept		Date of Application	Authorized Length		
	Judge	Prosecutor ¹		Type ²	Location ³		Original Order (Days)	Number of Extensions	Total Length (Days)
NYC SPECIAL NARCOTICS BUREAU (CONTINUED)									
2007-52	ALLEN	MORGENTHAU	NARCOTICS	WC	D	05/18/2007	30	1	60
2007-53	ALLEN	MORGENTHAU	NARCOTICS	WC	D	05/31/2007	30	0	30
2007-54	ALLEN	MORGENTHAU	NARCOTICS	WC	D	05/31/2007	30	0	30
2007-55	ALLEN	MORGENTHAU	NARCOTICS	WC	D	06/04/2007	30	0	30
2007-56	WETZEL	MORGENTHAU	NARCOTICS	WC	D	06/06/2007	30	0	30
2007-57	ALLEN	MORGENTHAU	NARCOTICS	WC	D	06/06/2007	30	0	30
2007-58	ALLEN	KINDLER	NARCOTICS	WC	D	06/12/2007	30	0	30
2007-59	ALLEN	MORGENTHAU	NARCOTICS	WC	D	06/12/2007	30	0	30
2007-60	ALLEN	MORGENTHAU	NARCOTICS	WC	D	06/15/2007	30	0	30
2007-61	ALLEN	MORGENTHAU	NARCOTICS	WC	D	06/21/2007	30	0	30
2007-62	WETZEL	MORGENTHAU	NARCOTICS	WC	D	06/22/2007	30	0	60
2007-63	WETZEL	MORGENTHAU	NARCOTICS	WC	D	06/26/2007	30	0	30
2007-64	ALLEN	MORGENTHAU	NARCOTICS	WC	D	06/29/2007	30	1	60
2007-65	ALLEN	MORGENTHAU	NARCOTICS	WC	D	07/09/2007	30	1	60
2007-66	ALLEN	MORGENTHAU	NARCOTICS	WC	D	07/09/2007	30	1	60
2007-67	ALLEN	MORGENTHAU	NARCOTICS	WC	D	07/11/2007	30	0	30
2007-68	ALLEN	MORGENTHAU	NARCOTICS	WC	D	07/13/2007	30	0	30
2007-69	ALLEN	MORGENTHAU	NARCOTICS	WC	D	07/19/2007	30	0	30
2007-70	ALLEN	MORGENTHAU	NARCOTICS	WC	D	07/20/2007	30	0	30
2007-71	ALLEN	MORGENTHAU	NARCOTICS	WC	D	07/24/2007	30	0	30
2007-72	ALLEN	MORGENTHAU	NARCOTICS	WC	D	07/26/2007	30	1	60
2007-73	ALLEN	MORGENTHAU	NARCOTICS	WC	D	07/27/2007	30	0	30
2007-74	ALLEN	MORGENTHAU	NARCOTICS	WC	D	07/27/2007	30	0	30
2007-75	ALLEN	MORGENTHAU	NARCOTICS	WC	D	07/27/2007	30	0	30
2007-76	ALLEN	MORGENTHAU	NARCOTICS	WC	D	07/31/2007	30	0	30
2007-77	ALLEN	MORGENTHAU	NARCOTICS	WC	D	08/09/2007	30	2	90
2007-78	ALLEN	MORGENTHAU	NARCOTICS	WC	D	08/09/2007	30	0	60
2007-79	ALLEN	MORGENTHAU	NARCOTICS	WC	D	08/24/2007	30	0	30
2007-80	ALLEN	MORGENTHAU	NARCOTICS	WC	D	08/28/2007	30	0	30
2007-81	ALLEN	KINDLER	NARCOTICS	WC	D	08/30/2007	30	0	30
2007-82	ALLEN	MORGENTHAU	NARCOTICS	WC	D	09/10/2007	30	0	30
2007-83	ALLEN	MORGENTHAU	NARCOTICS	WC	D	09/10/2007	30	0	30

¹ The prosecuting official authorized the filing of the application under provisions of the state's statute. (See Table 1 for this state's statutory citation.)

² Type: WC = Cellular or Mobile Telephone (Wire), WS = Standard Telephone (Wire), WO = Other (Wire), OM = Microphone (Oral), OO = Other (Oral), ED = Digital Pager (Electronic), EE = Computer or E-Mail (Electronic), EF = Fax Machine (Electronic), EO = Other (Electronic).

³ Location: D = Portable Device, H = Personal Residence, B = Business, A = Public Area, O = Other Location, R = Roving (Relaxed Specification Order), N = Not Specified.

* The first four digits of the A.O. number represent the year in which the wiretap was terminated. Wiretaps that were terminated prior to 2007 were not reported previously because they were part of ongoing investigations.

TABLE B-1
STATE NEW YORK

CALENDAR YEAR 2007

**REPORT BY PROSECUTORS OF COURT-AUTHORIZED INTERCEPTS OF WIRE, ORAL, OR ELECTRONIC COMMUNICATIONS
PURSUANT TO 18 U.S.C. 2519**

A.O. Number *	Number Of Days in Oper- ation ⁴	Average Inter- cepts per Day	Number of ⁵			Costs		Number of						
			Persons Inter- cepted	Intercepts	Incrim- inating Intercepts	Total Cost in \$	Other Than Manpower in \$	Arrests	Trials	Motions to Suppress Intercepts ⁶			Persons Con- victed	
										G	D	P		
NYC SPECIAL NARCOTICS BUREAU (CONTINUED)														
2007-52	60	13	13	756	1	RELATED TO NO. 2007-60		3	-	-	-	-	-	
2007-53	29	58	36	1,686	342	RELATED TO NO. 2007-64		-	-	-	-	-	-	
2007-54	29	3	12	93	28	RELATED TO NO. 2007-64		-	-	-	-	-	-	
2007-55	17	13	18	229	67	28,376	-	-	-	-	-	-	-	
2007-56	30	5	33	141	15	471	-	3	-	-	-	-	3	
2007-57	2	229	8	458	61	RELATED TO NO. 2007-88		-	-	-	-	-	-	
2007-58	30	-	-	-	-	110,227	-	-	-	-	-	-	-	
2007-59	10	-	3	1	1	RELATED TO NO. 2007-88		-	-	-	-	-	-	
2007-60	13	17	5	225	63	32,042	-	3	-	-	-	-	-	
2007-61	27	2	4	67	18	RELATED TO NO. 2007-98		-	-	-	-	-	-	
2007-62	26	9	2	226	26	10,362	-	-	-	-	-	-	-	
2007-63	25	2	7	44	7	9,861	-	-	-	-	-	-	-	
2007-64	58	6	6	342	1	24,367	-	-	-	-	-	-	-	
2007-65	38	-	-	-	-	RELATED TO NO. 2007-80		-	-	-	-	-	-	
2007-66	55	NR	NR	NR	NR	RELATED TO NO. 2007-80		7	-	-	-	-	-	
2007-67	23	50	15	1,156	179	RELATED TO NO. 2007-98		-	-	-	-	-	-	
2007-68	29	-	2	5	-	RELATED TO NO. 2007-103		-	-	-	-	-	-	
2007-69	15	39	10	584	300	22,167	-	-	-	-	-	-	-	
2007-70	28	-	-	-	-	RELATED TO NO. 2007-80		-	-	-	-	-	-	
2007-71	11	88	10	967	154	RELATED TO NO. 2007-98		-	-	-	-	-	-	
2007-72	59	8	11	484	87	RELATED TO NO. 2007-83		-	-	-	-	-	-	
2007-73	I	-	-	-	-	RELATED TO NO. 2007-95		-	-	-	-	-	-	
2007-74	29	20	43	579	55	RELATED TO NO. 2007-95		-	-	-	-	-	-	
2007-75	28	1	6	20	4	RELATED TO NO. 2007-95		1	-	-	-	-	-	
2007-76	7	8	175	56	5	RELATED TO NO. 2007-88		-	-	-	-	-	-	
2007-77	90	240	102	21,606	1,398	RELATED TO NO. 2007-103		-	-	-	-	-	-	
2007-78	30	201	60	6,043	105	RELATED TO NO. 2007-103		-	-	-	-	-	-	
2007-79	11	2	2	17	4	RELATED TO NO. 2007-98		-	-	-	-	-	-	
2007-80	NI													
2007-81	30	7	5	219	10	RELATED TO NO. 2007-98		-	-	-	-	-	-	
2007-82	30	6	15	166	18	RELATED TO NO. 2007-83		-	-	-	-	-	-	
2007-83	30	6	8	181	41	32,485	-	-	-	-	-	-	-	

⁴ NI indicates never installed. I indicates installed but never used. NP indicates no prosecutor's report.

⁵ NR indicates not reported or could not be determined.

⁶ Motions: G = Granted, D = Denied, P = Pending.

* The first four digits of the A.O. number represent the year in which the wiretap was terminated. Wiretaps that were terminated prior to 2007 were not reported previously because they were part of ongoing investigations.

TABLE B-1
STATE NEW YORK

CALENDAR YEAR 2007

**REPORT BY JUDGES OF COURT-AUTHORIZED INTERCEPTS OF WIRE, ORAL, OR ELECTRONIC COMMUNICATIONS
PURSUANT TO 18 U.S.C. 2519**

A.O. Number *	Authorizing Official		Offense Specified	Intercept		Date of Application	Authorized Length		
	Judge	Prosecutor ¹		Type ²	Location ³		Original Order (Days)	Number of Extensions	Total Length (Days)
NYC SPECIAL NARCOTICS BUREAU (CONTINUED)									
2007-84	ALLEN	MORGENTHAU	NARCOTICS	WC	D	09/12/2007	30	0	30
2007-85	ALLEN	MORGENTHAU	NARCOTICS	WC	D	09/12/2007	30	0	30
2007-86	ALLEN	KINDLER	NARCOTICS	WC	D	09/14/2007	30	0	30
2007-87	ALLEN	MORGENTHAU	NARCOTICS	WC	D	09/17/2007	30	0	30
2007-88	ALLEN	MORGENTHAU	NARCOTICS	WC	D	09/17/2007	30	0	30
2007-89	ALLEN	MORGENTHAU	NARCOTICS	WC	D	09/19/2007	30	0	30
2007-90	ALLEN	MORGENTHAU	NARCOTICS	WC	D	09/20/2007	30	1	60
2007-91	ALLEN	MORGENTHAU	NARCOTICS	WC	D	09/20/2007	30	1	60
2007-92	ALLEN	MORGENTHAU	NARCOTICS	WC	D	09/24/2007	30	0	30
2007-93	ALLEN	MORGENTHAU	NARCOTICS	WC	D	10/03/2007	30	1	60
2007-94	WETZEL	MORGENTHAU	NARCOTICS	WC	D	10/09/2007	30	1	60
2007-95	ALLEN	KINDLER	NARCOTICS	WS	H	10/19/2007	30	0	30
2007-96	ALLEN	MORGENTHAU	NARCOTICS	WC	D	10/26/2007	30	0	30
2007-97	ALLEN	MORGENTHAU	NARCOTICS	WC	D	10/26/2007	30	0	30
2007-98	ALLEN	MORGENTHAU	NARCOTICS	WC	O	10/26/2007	30	1	60
2007-99	ALLEN	MORGENTHAU	NARCOTICS	WC	D	10/26/2007	30	1	60
2007-100	ALLEN	MORGENTHAU	NARCOTICS	WC	D	11/14/2007	30	0	60
2007-101	ALLEN	KINDLER	NARCOTICS	WC	D	11/19/2007	30	0	30
2007-102	ALLEN	MORGENTHAU	NARCOTICS	WC	D	11/29/2007	30	0	30
2007-103	ALLEN	MORGENTHAU	NARCOTICS	WC	D	11/29/2007	30	0	30
2007-104	ALLEN	MORGENTHAU	NARCOTICS	WC	D	12/10/2007	30	0	30
2007-105	ALLEN	MORGENTHAU	NARCOTICS	WC	D	12/14/2007	30	0	30
2007-106	ALLEN	MORGENTHAU	NARCOTICS	WC	D	12/18/2007	30	0	30
ONEIDA									
2007-1	DONALTY	MCNAMARA	NARCOTICS	WC	D	10/11/2007	30	1	60
2007-2	DONALTY	MCNAMARA	NARCOTICS	WC	D	10/25/2007	30	0	30
2007-3	DONALTY	MCNAMARA	NARCOTICS	WC	D	10/25/2007	30	1	60
ONONDAGA									
2007-1	FAHEY	FITZPATRICK	MURDER	WS,WC	H,D	08/24/2007	30	2	90
2006-1	WALSH	FITZPATRICK	GAMBLING	WC,WS	D,H	01/17/2006	30	3	120
2006-2	WALSH	FITZPATRICK	MURDER	WC	D	05/03/2006	30	0	30

¹ The prosecuting official authorized the filing of the application under provisions of the state's statute. (See Table 1 for this state's statutory citation.)

² Type: WC = Cellular or Mobile Telephone (Wire), WS = Standard Telephone (Wire), WO = Other (Wire), OM = Microphone (Oral), OO = Other (Oral), ED = Digital Pager (Electronic), EE = Computer or E-Mail (Electronic), EF = Fax Machine (Electronic), EO = Other (Electronic).

³ Location: D = Portable Device, H = Personal Residence, B = Business, A = Public Area, O = Other Location, R = Roving (Relaxed Specification Order), N = Not Specified.

* The first four digits of the A.O. number represent the year in which the wiretap was terminated. Wiretaps that were terminated prior to 2007 were not reported previously because they were part of ongoing investigations.

TABLE B-1
STATE NEW YORK

CALENDAR YEAR 2007

**REPORT BY PROSECUTORS OF COURT-AUTHORIZED INTERCEPTS OF WIRE, ORAL, OR ELECTRONIC COMMUNICATIONS
PURSUANT TO 18 U.S.C. 2519**

A.O. Number *	Number Of Days in Oper- ation ⁴	Average Inter- cepts per Day	Number of ⁵			Costs		Number of					
			Persons Inter- cepted	Intercepts	Incrim- inating Intercepts	Total Cost in \$	Other Than Manpower in \$	Arrests	Trials	Motions to Suppress Intercepts ⁶			Persons Con- victed
										G	D	P	
NYC SPECIAL NARCOTICS BUREAU (CONTINUED)													
2007-84	30	56	15	1,684	400	RELATED TO NO. 2007-69		4	-	-	-	-	-
2007-85	NI												
2007-86	23	275	91	6,325	676	RELATED TO NO. 2007-103		-	-	-	-	-	-
2007-87	30	78	16	2,345	58	RELATED TO NO. 2007-88		-	-	-	-	-	-
2007-88	30	-	1	6	-	76,596	-	-	-	-	-	-	-
2007-89	30	10	14	306	87	RELATED TO NO. 2007-98		-	-	-	-	-	-
2007-90	60	47	156	2,829	770	RELATED TO NO. 2007-95		3	-	-	-	-	-
2007-91	60	37	52	2,226	635	RELATED TO NO. 2007-95		1	-	-	-	-	-
2007-92	12	66	-	792	-	RELATED TO NO. 2007-106		-	-	-	-	-	-
2007-93	31	107	192	3,311	210	RELATED TO NO. 2007-98		-	-	-	-	-	-
2007-94	60	7	6	434	32	13,782	-	-	-	-	-	-	-
2007-95	11	503	369	5,536	63	148,826	-	-	-	-	-	-	-
2007-96	20	6	10	116	5	RELATED TO NO. 2007-98		-	-	-	-	-	-
2007-97	20	142	91	2,842	102	RELATED TO NO. 2007-98		-	-	-	-	-	-
2007-98	43	-	1	3	-	132,337	-	-	-	-	-	-	-
2007-99	60	22	NR	1,320	NR	RELATED TO NO. 2007-106		-	-	-	-	-	-
2007-100	30	-	-	-	-	RELATED TO NO. 2007-105		-	-	-	-	-	-
2007-101	15	90	NR	1,352	NR	RELATED TO NO. 2007-106		-	-	-	-	-	-
2007-102	30	68	750	2,034	156	RELATED TO NO. 2007-103		-	-	-	-	-	-
2007-103	30	8	30	232	102	115,903	-	-	-	-	-	-	-
2007-104	8	-	-	-	-	RELATED TO NO. 2007-105		-	-	-	-	-	-
2007-105	27	-	-	-	-	27,590	-	-	-	-	-	-	-
2007-106	30	-	-	-	-	28,500	-	-	-	-	-	-	-
ONEIDA													
2007-1	41	34	25	1,405	NR	-	-	16	-	-	-	-	-
2007-2	26	70	25	1,826	NR	RELATED TO NO. 2007-1		RELATED TO NO. 2007-1					
2007-3	39	20	25	767	NR	RELATED TO NO. 2007-1		RELATED TO NO. 2007-1					
ONONDAGA													
2007-1	16	21	25	334	49	117,800	5,000	1	-	-	-	-	-
2006-1	104	78	118	8,151	3,208	132,400	18,000	-	-	-	-	-	-
2006-2	NP	-	-	-	-	-	-	-	-	-	-	-	-

⁴ NI indicates never installed. I indicates installed but never used. NP indicates no prosecutor's report.

⁵ NR indicates not reported or could not be determined.

⁶ Motions: G = Granted, D = Denied, P = Pending.

* The first four digits of the A.O. number represent the year in which the wiretap was terminated. Wiretaps that were terminated prior to 2007 were not reported previously because they were part of ongoing investigations.

TABLE B-1
STATE NEW YORK

CALENDAR YEAR 2007

**REPORT BY JUDGES OF COURT-AUTHORIZED INTERCEPTS OF WIRE, ORAL, OR ELECTRONIC COMMUNICATIONS
PURSUANT TO 18 U.S.C. 2519**

A.O. Number *	Authorizing Official		Offense Specified	Intercept		Date of Application	Authorized Length		
	Judge	Prosecutor ¹		Type ²	Location ³		Original Order (Days)	Number of Extensions	Total Length (Days)
ONONDAGA (CONTINUED)									
2006-3	WALSH	FITZPATRICK	GAMBLING	WC,WS	D,H	09/20/2006	30	2	90
2006-4	ALOI	FITZPATRICK	MURDER	WC	D	11/09/2006	30	0	30
ORANGE									
2007-1	DE ROSA	PHILLIPS	NARCOTICS	WC	D	04/09/2007	30	3	120
2007-2	FREEHILL	PHILLIPS	ROBBERY	WC,OM	D,O	06/11/2007	30	0	30
QUEENS									
2007-1	BUCHTER	BROWN	NARCOTICS	WC	D	09/27/2005	30	17	510
2007-2	MCGANN	BROWN	GAMBLING	WC	D	10/24/2005	30	18	570
2007-3	BUCHTER	BROWN	NARCOTICS	WC	D	11/22/2005	30	18	570
2007-4	MCDONALD	BROWN	NARCOTICS	WC	D	01/20/2006	30	15	480
2007-5	MCDONALD	BROWN	NARCOTICS	WC	D	01/20/2006	30	16	510
2007-6	MCDONALD	BROWN	NARCOTICS	WC	D	01/21/2006	30	0	30
2007-7	BUCHTER	BROWN	GAMBLING	WC	D	04/20/2006	30	12	375
2007-8	BUCHTER	BROWN	GAMBLING	WC	D	05/04/2006	30	11	345
2007-9	BUCHTER	BROWN	GAMBLING	WC	D	06/15/2006	30	7	240
2007-10	BUCHTER	BROWN	NARCOTICS	WC	D	07/06/2006	30	10	330
2007-11	MCDONALD	BROWN	NARCOTICS	WC	D	07/27/2006	30	14	450
2007-12	BUCHTER	BROWN	GAMBLING	WC	D	08/10/2006	30	5	180
2007-13	MCDONALD	BROWN	NARCOTICS	WC	D	08/16/2006	10	14	430
2007-14	MCDONALD	BROWN	NARCOTICS	WC	D	09/07/2006	30	5	180
2007-15	MCGANN	BROWN	NARCOTICS	WC	D	09/21/2006	30	12	390
2007-16	MCGANN	BROWN	GAMBLING	WC	D	09/21/2006	30	6	210
2007-17	MCGANN	BROWN	GAMBLING	WC	D	09/21/2006	30	6	210
2007-18	MCDONALD	BROWN	NARCOTICS	WC	D	09/21/2006	30	4	150
2007-19	MCDONALD	BROWN	NARCOTICS	WC	D	09/21/2006	30	9	300
2007-20	MCDONALD	BROWN	NARCOTICS	WC	D	09/21/2006	30	3	120
2007-21	MCGANN	BROWN	NARCOTICS	WC	D	09/21/2006	30	4	150
2007-22	MCGANN	BROWN	NARCOTICS	WC	D	09/21/2006	30	4	150
2007-23	MCGANN	BROWN	NARCOTICS	WC	D	09/21/2006	30	3	120
2007-24	MCGANN	BROWN	NARCOTICS	WC	D	10/19/2006	30	5	180
2007-25	MCGANN	BROWN	NARCOTICS	WC	D	10/19/2006	30	3	120
2007-26	MCDONALD	BROWN	NARCOTICS	WC	D	10/19/2006	30	2	90

¹ The prosecuting official authorized the filing of the application under provisions of the state's statute. (See Table 1 for this state's statutory citation.)

² Type: WC = Cellular or Mobile Telephone (Wire), WS = Standard Telephone (Wire), WO = Other (Wire), OM = Microphone (Oral), OO = Other (Oral), ED = Digital Pager (Electronic), EE = Computer or E-Mail (Electronic), EF = Fax Machine (Electronic), EO = Other (Electronic).

³ Location: D = Portable Device, H = Personal Residence, B = Business, A = Public Area, O = Other Location, R = Roving (Relaxed Specification Order), N = Not Specified.

* The first four digits of the A.O. number represent the year in which the wiretap was terminated. Wiretaps that were terminated prior to 2007 were not reported previously because they were part of ongoing investigations.

TABLE B-1
STATE NEW YORK

CALENDAR YEAR 2007

**REPORT BY PROSECUTORS OF COURT-AUTHORIZED INTERCEPTS OF WIRE, ORAL, OR ELECTRONIC COMMUNICATIONS
PURSUANT TO 18 U.S.C. 2519**

A.O. Number *	Number Of Days in Oper- ation ⁴	Average Inter- cepts per Day	Number of ⁵			Costs		Number of					
			Persons Inter- cepted	Intercepts	Incrim- inating Intercepts	Total Cost in \$	Other Than Manpower in \$	Arrests	Trials	Motions to Suppress Intercepts ⁶			Persons Con- victed
										G	D	P	
ONONDAGA (CONTINUED)													
2006-3	85	38	70	3,266	1,305	127,500	12,000	-	-	-	-	-	-
2006-4	NI	-	-	-	-	-	-	-	-	-	-	-	-
ORANGE													
2007-1	84	145	325	12,152	8,506	254,380	3,500	41	-	-	5	-	33
2007-2	19	48	14	910	25	492,750	7,750	3	-	-	-	-	1
QUEENS													
2007-1	509	7	60	3,532	883	101,800	50,900	5	-	-	-	-	5
2007-2	528	29	50	15,353	2,597	105,600	52,800	-	-	-	-	-	-
2007-3	556	6	56	3,298	826	111,200	55,600	RELATED TO NO. 2007-1					
2007-4	440	20	243	9,020	2,039	88,000	44,000	45	-	-	-	-	14
2007-5	440	28	231	12,302	4,329	RELATED TO NO. 2007-4		RELATED TO NO. 2007-4					
2007-6	21	150	118	3,144	2,304	4,200	2,100	51	-	-	-	-	48
2007-7	343	35	125	11,896	2,806	68,600	34,300	17	-	-	-	2	12
2007-8	302	21	58	6,229	1,490	60,400	30,200	RELATED TO NO. 2007-7					
2007-9	217	25	168	5,519	1,244	43,400	21,700	RELATED TO NO. 2007-7					
2007-10	327	11	17	3,478	848	65,400	32,700	RELATED TO NO. 2007-1					
2007-11	407	30	260	12,342	4,032	81,400	40,700	RELATED TO NO. 2007-4					
2007-12	161	159	285	25,557	2,542	32,200	16,100	RELATED TO NO. 2007-7					
2007-13	387	32	201	12,201	2,043	77,400	38,700	RELATED TO NO. 2007-4					
2007-14	154	188	315	29,012	28,665	30,800	15,400	RELATED TO NO. 2007-6					
2007-15	363	511	200	185,600	100,000	72,600	36,300	40	-	3	-	3	25
2007-16	195	54	112	10,536	2,119	39,000	19,500	-	-	-	-	-	-
2007-17	195	42	99	8,161	2,583	39,000	19,500	-	-	-	-	-	-
2007-18	114	185	219	21,090	20,036	22,800	11,400	RELATED TO NO. 2007-6					
2007-19	272	190	562	51,686	50,096	54,400	27,200	RELATED TO NO. 2007-6					
2007-20	112	166	230	18,592	17,669	22,400	11,200	RELATED TO NO. 2007-6					
2007-21	125	240	600	30,000	26,000	45,000	22,500	RELATED TO NO. 2007-15					
2007-22	125	80	150	10,000	500	45,000	22,500	RELATED TO NO. 2007-15					
2007-23	120	83	150	10,000	500	45,000	22,500	RELATED TO NO. 2007-15					
2007-24	168	331	60	55,568	23,000	33,600	16,800	RELATED TO NO. 2007-15					
2007-25	112	136	47	15,246	11,001	22,400	11,200	RELATED TO NO. 2007-15					
2007-26	84	180	208	15,130	14,320	16,800	8,400	RELATED TO NO. 2007-6					

⁴ NI indicates never installed. I indicates installed but never used. NP indicates no prosecutor's report.

⁵ NR indicates not reported or could not be determined.

⁶ Motions: G = Granted, D = Denied, P = Pending.

* The first four digits of the A.O. number represent the year in which the wiretap was terminated. Wiretaps that were terminated prior to 2007 were not reported previously because they were part of ongoing investigations.

REPORT BY JUDGES OF COURT-AUTHORIZED INTERCEPTS OF WIRE, ORAL, OR ELECTRONIC COMMUNICATIONS
PURSUANT TO 18 U.S.C. 2519

A.O. Number *	Authorizing Official		Offense Specified	Intercept		Date of Application	Authorized Length		
	Judge	Prosecutor ¹		Type ²	Location ³		Original Order (Days)	Number of Extensions	Total Length (Days)
QUEENS (CONTINUED)									
2007-27	BUCHTER	BROWN	LARCENY	WC	D	10/23/2006	30	5	180
2007-28	MCDONALD	BROWN	NARCOTICS	WC	D	11/06/2006	25	4	130
2007-29	MCGANN	BROWN	NARCOTICS	WC	D	11/15/2006	30	2	90
2007-30	MCGANN	BROWN	NARCOTICS	WC	D	11/15/2006	30	2	90
2007-31	MCGANN	BROWN	GAMBLING	WC	D	11/15/2006	30	11	360
2007-32	MCGANN	BROWN	NARCOTICS	WC	D	11/15/2006	30	2	90
2007-33	MCDONALD	BROWN	NARCOTICS	WC	D	11/16/2006	30	8	270
2007-34	MCDONALD	BROWN	NARCOTICS	WC	D	11/16/2006	30	4	150
2007-35	MCDONALD	BROWN	NARCOTICS	WC	D	11/16/2006	30	2	90
2007-36	MCDONALD	BROWN	NARCOTICS	WC	D	11/16/2006	30	3	120
2007-37	FISHER	BROWN	RACKETEERING	WC	D	11/20/2006	30	1	59
2007-38	BUCHTER	BROWN	LARCENY	WC	D	11/20/2006	30	1	60
2007-39	BUCHTER	BROWN	GAMBLING	WC	D	11/21/2006	11	3	101
2007-40	MCDONALD	BROWN	NARCOTICS	WC	D	11/22/2006	25	4	130
2007-41	MCDONALD	BROWN	NARCOTICS	WC	D	11/22/2006	30	3	84
2007-42	BUCHTER	BROWN	NARCOTICS	WC	D	11/22/2006	30	5	180
2007-43	MCGANN	BROWN	NARCOTICS	WC	D	11/29/2006	30	1	60
2007-44	MCGANN	BROWN	GAMBLING	WC	D	12/05/2006	10	2	70
2007-45	FISHER	BROWN	RACKETEERING	WC	D	12/06/2006	14	3	101
2007-46	BUCHTER	BROWN	LARCENY	WC	D	12/07/2006	13	4	133
2007-47	MCDONALD	BROWN	NARCOTICS	WC	D	12/14/2006	30	3	120
2007-48	MCGANN	BROWN	NARCOTICS	WC	D	12/14/2006	30	0	30
2007-49	MCGANN	BROWN	NARCOTICS	WC	D	12/14/2006	30	1	60
2007-50	MCGANN	BROWN	NARCOTICS	WC	D	12/14/2006	30	2	90
2007-51	MCGANN	BROWN	NARCOTICS	EO	D	12/14/2006	30	7	240
2007-52	MCGANN	BROWN	GAMBLING	WC	D	12/14/2006	30	2	90
2007-53	MCGANN	BROWN	GAMBLING	WC	D	12/14/2006	30	0	30
2007-54	BUCHTER	BROWN	NARCOTICS	WC	D	12/15/2006	29	0	29
2007-55	BUCHTER	BROWN	NARCOTICS	WC	D	12/15/2006	29	1	58
2007-56	BUCHTER	BROWN	NARCOTICS	WC	D	12/15/2006	29	0	29
2007-57	BUCHTER	BROWN	NARCOTICS	WC	D	12/15/2006	29	0	29
2007-58	BUCHTER	BROWN	LARCENY	WC	D	12/19/2006	30	2	90

¹ The prosecuting official authorized the filing of the application under provisions of the state's statute. (See Table 1 for this state's statutory citation.)² Type: WC = Cellular or Mobile Telephone (Wire), WS = Standard Telephone (Wire), WO = Other (Wire), OM = Microphone (Oral), OO = Other (Oral), ED = Digital Pager (Electronic), EE = Computer or E-Mail (Electronic), EF = Fax Machine (Electronic), EO = Other (Electronic).³ Location: D = Portable Device, H = Personal Residence, B = Business, A = Public Area, O = Other Location, R = Roving (Relaxed Specification Order), N = Not Specified.

* The first four digits of the A.O. number represent the year in which the wiretap was terminated. Wiretaps that were terminated prior to 2007 were not reported previously because they were part of ongoing investigations.

TABLE B-1
STATE NEW YORK

CALENDAR YEAR 2007

REPORT BY PROSECUTORS OF COURT-AUTHORIZED INTERCEPTS OF WIRE, ORAL, OR ELECTRONIC COMMUNICATIONS
PURSUANT TO 18 U.S.C. 2519

A.O. Number *	Number Of Days in Oper- ation ⁴	Average Inter- cepts per Day	Number of ⁵			Costs		Number of					
			Persons Inter- cepted	Intercepts	Incrim- inating Intercepts	Total Cost in \$	Other Than Manpower in \$	Arrests	Trials	Motions to Suppress Intercepts ⁶			Persons Con- victed
										G	D	P	
QUEENS (CONTINUED)													
2007-27	151	209	65	31,634	18,980	30,200	15,100	9	-	-	-	-	5
2007-28	130	20	32	2,600	650	26,000	13,000	5	-	-	-	-	5
2007-29	85	94	44	8,000	2,000	17,000	8,500	RELATED TO NO. 2007-15					
2007-30	85	90	44	7,680	2,890	17,000	8,500	RELATED TO NO. 2007-15					
2007-31	339	85	152	28,717	446	67,800	33,900	-	-	-	-	-	-
2007-32	85	80	54	6,789	4,567	17,000	8,500	RELATED TO NO. 2007-15					
2007-33	252	32	153	7,943	2,301	50,400	25,200	RELATED TO NO. 2007-4					
2007-34	118	165	230	19,470	18,567	23,600	11,800	RELATED TO NO. 2007-6					
2007-35	84	160	160	13,445	12,265	16,800	8,400	RELATED TO NO. 2007-6					
2007-36	112	168	244	18,816	17,651	22,400	11,200	RELATED TO NO. 2007-6					
2007-37	59	47	19	2,745	2,483	11,800	5,900	22	-	-	-	-	3
2007-38	59	251	54	14,835	8,455	11,800	5,900	RELATED TO NO. 2007-7					
2007-39	85	26	90	2,219	84	17,000	8,500	RELATED TO NO. 2007-7					
2007-40	130	174	32	22,600	650	26,000	13,000	RELATED TO NO. 2007-6					
2007-41	84	20	22	1,680	420	16,800	8,400	RELATED TO NO. 2007-28					
2007-42	166	60	42	9,913	1,473	33,200	16,600	RELATED TO NO. 2007-1					
2007-43	50	2	5	100	20	10,000	5,000	-	-	-	-	-	-
2007-44	46	10	50	441	122	9,200	4,600	-	-	-	-	-	-
2007-45	101	25	48	2,562	2,473	20,200	10,100	RELATED TO NO. 2007-37					
2007-46	105	295	68	31,010	19,536	21,000	10,500	RELATED TO NO. 2007-7					
2007-47	90	160	433	14,424	13,543	18,000	9,000	RELATED TO NO. 2007-6					
2007-48	30	1	16	33	14	5,600	2,800	RELATED TO NO. 2007-15					
2007-49	56	76	36	4,281	3,567	11,200	5,600	RELATED TO NO. 2007-15					
2007-50	84	116	49	9,780	7,654	16,800	8,400	RELATED TO NO. 2007-15					
2007-51	208	31	123	6,548	6,000	41,600	20,800	RELATED TO NO. 2007-15					
2007-52	85	30	102	2,575	512	17,000	8,500	-	-	-	-	-	-
2007-53	29	2	11	54	16	5,800	2,900	-	-	-	-	-	-
2007-54	29	14	14	392	112	5,800	2,900	6	-	-	-	3	3
2007-55	58	15	42	851	527	11,600	5,800	RELATED TO NO. 2007-54					
2007-56	29	11	19	332	174	5,800	2,900	RELATED TO NO. 2007-54					
2007-57	29	11	17	319	124	5,800	2,900	RELATED TO NO. 2007-54					
2007-58	88	149	36	13,093	8,511	17,600	8,800	RELATED TO NO. 2007-7					

⁴ NI indicates never installed. I indicates installed but never used. NP indicates no prosecutor's report.

⁵ NR indicates not reported or could not be determined.

⁶ Motions: G = Granted, D = Denied, P = Pending.

* The first four digits of the A.O. number represent the year in which the wiretap was terminated. Wiretaps that were terminated prior to 2007 were not reported previously because they were part of ongoing investigations.

**TABLE B-1
STATE NEW YORK**

CALENDAR YEAR 2007

**REPORT BY JUDGES OF COURT-AUTHORIZED INTERCEPTS OF WIRE, ORAL, OR ELECTRONIC COMMUNICATIONS
PURSUANT TO 18 U.S.C. 2519**

A.O. Number *	Authorizing Official		Offense Specified	Intercept		Date of Application	Authorized Length		
	Judge	Prosecutor ¹		Type ²	Location ³		Original Order (Days)	Number of Extensions	Total Length (Days)
QUEENS (CONTINUED)									
2007-59	FISHER	BROWN	RACKETEERING	WC	D	12/20/2006	29	2	87
2007-60	MCGANN	BROWN	NARCOTICS	WC	D	12/20/2006	30	0	30
2007-61	MCGANN	BROWN	NARCOTICS	WC	D	12/20/2006	30	0	30
2007-62	MCGANN	BROWN	NARCOTICS	WC	D	12/20/2006	30	1	60
2007-63	MCDONALD	BROWN	NARCOTICS	WC	D	12/21/2006	27	0	27
2007-64	MCDONALD	BROWN	NARCOTICS	WC	D	12/21/2006	27	0	27
2007-65	BUCHTER	BROWN	LARCENY	WC	D	12/21/2006	30	2	90
2007-66	MCGANN	BROWN	NARCOTICS	WC	D	12/21/2006	30	0	30
2007-67	MCGANN	BROWN	NARCOTICS	WC	D	01/11/2007	30	1	60
2007-68	MCGANN	BROWN	NARCOTICS	WC	D	01/11/2007	30	1	60
2007-69	MCDONALD	BROWN	NARCOTICS	WC	D	01/11/2007	30	4	150
2007-70	MCDONALD	BROWN	NARCOTICS	WC	D	01/11/2007	30	0	30
2007-71	MCDONALD	BROWN	NARCOTICS	WC	D	01/11/2007	30	0	30
2007-72	MCDONALD	BROWN	NARCOTICS	WC	D	01/11/2007	30	6	210
2007-73	MCDONALD	BROWN	NARCOTICS	WC	D	01/11/2007	30	8	270
2007-74	BUCHTER	BROWN	NARCOTICS	WC	D	01/12/2007	29	0	29
2007-75	MCDONALD	BROWN	NARCOTICS	WC	D	01/17/2007	29	0	29
2007-76	FISHER	BROWN	RACKETEERING	WC	D	01/17/2007	29	9	291
2007-77	MCGANN	BROWN	NARCOTICS	WC	D	01/17/2007	30	1	60
2007-78	MCGANN	BROWN	NARCOTICS	WC	D	01/17/2007	30	0	30
2007-79	BUCHTER	BROWN	LARCENY	WC	D	01/17/2007	30	2	90
2007-80	BUCHTER	BROWN	GAMBLING	EE	N	01/19/2007	30	0	30
2007-81	MCDONALD	BROWN	NARCOTICS	WC	D	01/19/2007	30	4	150
2007-82	BUCHTER	BROWN	NARCOTICS	WC	D	01/19/2007	22	0	22
2007-83	BUCHTER	BROWN	NARCOTICS	WC	D	01/19/2007	22	1	51
2007-84	MCGANN	BROWN	GAMBLING	WC	D	01/25/2007	16	4	136
2007-85	BUCHTER	BROWN	NARCOTICS	WC	D	01/26/2007	15	0	15
2007-86	FISHER	BROWN	RACKETEERING	WC	D	01/31/2007	15	9	277
2007-87	MCDONALD	BROWN	NARCOTICS	WC	D	02/08/2007	30	3	120
2007-88	MCGANN	BROWN	NARCOTICS	WC	D	02/08/2007	30	1	30
2007-89	MCGANN	BROWN	NARCOTICS	WC	D	02/08/2007	30	1	30
2007-90	MCGANN	BROWN	NARCOTICS	WC	D	02/08/2007	30	1	30

¹ The prosecuting official authorized the filing of the application under provisions of the state's statute. (See Table 1 for this state's statutory citation.)

² Type: WC = Cellular or Mobile Telephone (Wire), WS = Standard Telephone (Wire), WO = Other (Wire), OM = Microphone (Oral), OO = Other (Oral), ED = Digital Pager (Electronic), EE = Computer or E-Mail (Electronic), EF = Fax Machine (Electronic), EO = Other (Electronic).

³ Location: D = Portable Device, H = Personal Residence, B = Business, A = Public Area, O = Other Location, R = Roving (Relaxed Specification Order), N = Not Specified.

* The first four digits of the A.O. number represent the year in which the wiretap was terminated. Wiretaps that were terminated prior to 2007 were not reported previously because they were part of ongoing investigations.

TABLE B-1
STATE NEW YORK

CALENDAR YEAR 2007

REPORT BY PROSECUTORS OF COURT-AUTHORIZED INTERCEPTS OF WIRE, ORAL, OR ELECTRONIC COMMUNICATIONS
PURSUANT TO 18 U.S.C. 2519

A.O. Number *	Number Of Days in Oper- ation ⁴	Average Inter- cepts per Day	Number of ⁵			Costs		Number of					
			Persons Inter- cepted	Intercepts	Incrim- inating Intercepts	Total Cost in \$	Other Than Manpower in \$	Arrests	Trials	Motions to Suppress Intercepts ⁶			Persons Con- victed
										G	D	P	
QUEENS (CONTINUED)													
2007-59	87	19	27	1,635	1,540	17,400	8,700	RELATED TO NO. 2007-37					
2007-60	28	100	86	2,812	2,139	5,600	2,800	6	-	-	-	-	6
2007-61	28	94	79	2,639	1,963	5,600	2,800	RELATED TO NO. 2007-60					
2007-62	57	121	92	6,897	6,897	11,400	5,700	RELATED TO NO. 2007-60					
2007-63	27	20	10	540	135	5,400	2,700	RELATED TO NO. 2007-28					
2007-64	27	20	10	540	135	5,400	2,700	RELATED TO NO. 2007-28					
2007-65	84	25	125	2,079	192	16,800	8,400	-	-	-	-	-	-
2007-66	28	1	2	30	10	5,600	2,800	-	-	-	-	-	-
2007-67	56	148	103	8,307	7,698	11,200	5,600	RELATED TO NO. 2007-15					
2007-68	28	144	87	4,020	3,226	5,600	2,800	RELATED TO NO. 2007-15					
2007-69	140	214	504	30,016	29,314	28,000	14,000	RELATED TO NO. 2007-6					
2007-70	28	180	121	5,039	4,320	5,600	2,800	RELATED TO NO. 2007-6					
2007-71	28	163	106	4,551	4,311	5,600	2,800	RELATED TO NO. 2007-6					
2007-72	196	38	163	7,520	1,029	39,200	19,600	RELATED TO NO. 2007-4					
2007-73	253	33	123	8,323	1,071	50,600	25,300	RELATED TO NO. 2007-4					
2007-74	29	9	19	274	114	5,800	2,900	RELATED TO NO. 2007-54					
2007-75	29	20	10	580	145	5,800	2,900	RELATED TO NO. 2007-28					
2007-76	282	25	57	7,106	6,899	56,400	28,200	RELATED TO NO. 2007-37					
2007-77	57	131	87	7,467	6,133	11,400	5,700	RELATED TO NO. 2007-60					
2007-78	29	116	73	3,362	3,107	5,800	2,900	RELATED TO NO. 2007-60					
2007-79	64	54	27	3,447	1,964	12,800	6,400	RELATED TO NO. 2007-7					
2007-80	26	-	-	-	-	5,200	2,600	RELATED TO NO. 2007-7					
2007-81	132	166	455	21,915	20,067	26,400	13,200	RELATED TO NO. 2007-6					
2007-82	22	6	14	124	72	4,400	2,200	RELATED TO NO. 2007-54					
2007-83	51	14	37	715	482	10,200	5,100	RELATED TO NO. 2007-54					
2007-84	125	30	75	3,753	455	25,000	12,500	-	-	-	-	-	-
2007-85	15	9	18	142	78	3,000	1,500	RELATED TO NO. 2007-54					
2007-86	268	18	39	4,849	4,531	53,600	26,800	RELATED TO NO. 2007-37					
2007-87	97	165	177	16,005	15,012	19,400	9,700	RELATED TO NO. 2007-6					
2007-88	28	137	112	3,844	3,254	5,600	2,800	RELATED TO NO. 2007-15					
2007-89	28	137	112	3,844	3,254	5,600	2,800	RELATED TO NO. 2007-15					
2007-90	28	171	1,126	4,792	4,225	5,600	2,800	RELATED TO NO. 2007-15					

⁴ NI indicates never installed. I indicates installed but never used. NP indicates no prosecutor's report.

⁵ NR indicates not reported or could not be determined.

⁶ Motions: G = Granted, D = Denied, P = Pending.

* The first four digits of the A.O. number represent the year in which the wiretap was terminated. Wiretaps that were terminated prior to 2007 were not reported previously because they were part of ongoing investigations.

REPORT BY JUDGES OF COURT-AUTHORIZED INTERCEPTS OF WIRE, ORAL, OR ELECTRONIC COMMUNICATIONS
PURSUANT TO 18 U.S.C. 2519

A.O. Number *	Authorizing Official		Offense Specified	Intercept		Date of Application	Authorized Length		
	Judge	Prosecutor ¹		Type ²	Location ³		Original Order (Days)	Number of Extensions	Total Length (Days)
QUEENS (CONTINUED)									
2007-91	MCGANN	BROWN	NARCOTICS	WC	D	02/08/2007	30	7	240
2007-92	BUCHTER	BROWN	NARCOTICS	WC	D	02/09/2007	6	3	96
2007-93	ROSENGARTEN	BROWN	FIREARMS	WC	D	02/09/2007	30	1	60
2007-94	ROSENGARTEN	BROWN	FIREARMS	WC	D	02/09/2007	30	1	60
2007-95	BUCHTER	BROWN	NARCOTICS	WC	D	02/09/2007	29	1	58
2007-96	BUCHTER	BROWN	NARCOTICS	WC	D	02/09/2007	29	1	58
2007-97	BUCHTER	BROWN	NARCOTICS	WC	D	02/09/2007	29	4	143
2007-98	BUCHTER	BROWN	NARCOTICS	WC	D	02/09/2007	29	0	29
2007-99	BUCHTER	BROWN	NARCOTICS	WC	D	02/15/2007	30	2	90
2007-100	MCDONALD	BROWN	NARCOTICS	WC	D	02/15/2007	29	0	29
2007-101	MCGANN	BROWN	NARCOTICS	WC	D	02/15/2007	30	2	90
2007-102	MCGANN	BROWN	NARCOTICS	WC	D	02/15/2007	30	0	30
2007-103	BUCHTER	BROWN	GAMBLING	WC	D	02/15/2007	30	1	60
2007-104	MCGANN	BROWN	LARCENY	WC	D	02/21/2007	30	2	90
2007-105	MCGANN	BROWN	LARCENY	WC	D	02/21/2007	30	0	30
2007-106	MCGANN	BROWN	LARCENY	WC	D	02/21/2007	30	2	90
2007-107	FISHER	BROWN	RACKETEERING	WC	D	03/01/2007	15	8	248
2007-108	FISHER	BROWN	RACKETEERING	WC	D	03/01/2007	15	2	74
2007-109	MCGANN	BROWN	GAMBLING	OO	O	03/01/2007	10	8	250
2007-110	MCDONALD	BROWN	NARCOTICS	WC	D	03/08/2007	30	0	30
2007-111	MCDONALD	BROWN	NARCOTICS	WC	D	03/08/2007	30	6	210
2007-112	MCDONALD	BROWN	NARCOTICS	WC	D	03/08/2007	30	6	210
2007-113	MCGANN	BROWN	NARCOTICS	WC	D	03/08/2007	30	2	90
2007-114	MCGANN	BROWN	NARCOTICS	WC	D	03/08/2007	30	0	30
2007-115	MCGANN	BROWN	NARCOTICS	WC	D	03/08/2007	30	6	210
2007-116	MCGANN	BROWN	GAMBLING	WC	D	03/09/2007	30	0	30
2007-117	BUCHTER	BROWN	NARCOTICS	WC	D	03/09/2007	30	1	57
2007-118	MCGANN	BROWN	NARCOTICS	WC	D	03/15/2007	30	4	150
2007-119	MCDONALD	BROWN	NARCOTICS	WC	D	03/21/2007	30	0	30
2007-120	MCGANN	BROWN	GAMBLING	WC	D	03/22/2007	30	0	30
2007-121	MCGANN	BROWN	GAMBLING	WS	H	03/22/2007	30	0	30
2007-122	BUCHTER	BROWN	NARCOTICS	WC	D	04/03/2007	9	1	39

¹ The prosecuting official authorized the filing of the application under provisions of the state's statute. (See Table 1 for this state's statutory citation.)² Type: WC = Cellular or Mobile Telephone (Wire), WS = Standard Telephone (Wire), WO = Other (Wire), OM = Microphone (Oral), OO = Other (Oral), ED = Digital Pager (Electronic), EE = Computer or E-Mail (Electronic), EF = Fax Machine (Electronic), EO = Other (Electronic).³ Location: D = Portable Device, H = Personal Residence, B = Business, A = Public Area, O = Other Location, R = Roving (Relaxed Specification Order), N = Not Specified.

* The first four digits of the A.O. number represent the year in which the wiretap was terminated. Wiretaps that were terminated prior to 2007 were not reported previously because they were part of ongoing investigations.

TABLE B-1
STATE NEW YORK

CALENDAR YEAR 2007

REPORT BY PROSECUTORS OF COURT-AUTHORIZED INTERCEPTS OF WIRE, ORAL, OR ELECTRONIC COMMUNICATIONS
PURSUANT TO 18 U.S.C. 2519

A.O. Number *	Number Of Days in Oper- ation ⁴	Average Inter- cepts per Day	Number of ⁵			Costs		Number of					
			Persons Inter- cepted	Intercepts	Incrim- inating Intercepts	Total Cost in \$	Other Than Manpower in \$	Arrests	Trials	Motions to Suppress Intercepts ⁶			Persons Con- victed
										G	D	P	
QUEENS (CONTINUED)													
2007-91	225	160	431	36,014	35,112	45,000	22,500	RELATED TO NO. 2007-15					
2007-92	93	9	12	873	133	18,600	9,300	RELATED TO NO. 2007-1					
2007-93	60	15	24	897	670	12,000	6,000	2	-	-	-	-	2
2007-94	60	11	19	674	505	12,000	6,000	RELATED TO NO. 2007-93					
2007-95	58	14	42	792	511	11,600	5,800	RELATED TO NO. 2007-54					
2007-96	58	13	31	751	414	11,600	5,800	RELATED TO NO. 2007-54					
2007-97	129	15	78	1,935	1,242	25,800	12,900	RELATED TO NO. 2007-54					
2007-98	29	13	24	385	224	5,800	2,900	RELATED TO NO. 2007-54					
2007-99	86	33	47	2,839	568	17,200	8,600	RELATED TO NO. 2007-1					
2007-100	29	20	10	580	145	5,800	2,900	RELATED TO NO. 2007-28					
2007-101	84	118	101	9,897	6,982	16,800	8,400	RELATED TO NO. 2007-60					
2007-102	28	99	63	2,775	2,543	5,600	2,800	RELATED TO NO. 2007-60					
2007-103	42	41	43	1,724	244	8,400	4,200	RELATED TO NO. 2007-7					
2007-104	83	58	35	4,821	192	16,600	8,300	4	-	-	-	-	-
2007-105	28	35	28	969	44	5,600	2,800	RELATED TO NO. 2007-7					
2007-106	83	37	26	3,041	104	16,600	8,300	RELATED TO NO. 2007-7					
2007-107	239	35	46	8,392	8,012	47,800	23,900	RELATED TO NO. 2007-37					
2007-108	74	6	12	419	310	14,800	7,400	RELATED TO NO. 2007-37					
2007-109	233	16	53	3,656	470	46,600	23,300	-	-	-	-	-	-
2007-110	28	151	96	4,215	3,886	5,600	2,800	RELATED TO NO. 2007-6					
2007-111	196	180	507	35,280	34,002	39,200	19,600	RELATED TO NO. 2007-6					
2007-112	183	66	302	12,041	1,563	36,600	18,300	RELATED TO NO. 2007-4					
2007-113	85	161	203	13,675	12,887	17,000	8,500	RELATED TO NO. 2007-15					
2007-114	28	143	121	3,992	3,264	5,600	2,800	RELATED TO NO. 2007-15					
2007-115	197	150	232	29,550	28,112	39,400	19,700	RELATED TO NO. 2007-15					
2007-116	19	1	5	15	-	3,800	1,900	-	-	-	-	-	-
2007-117	57	15	34	882	558	11,400	5,700	RELATED TO NO. 2007-54					
2007-118	134	115	127	15,389	11,731	26,800	13,400	RELATED TO NO. 2007-60					
2007-119	15	137	78	2,049	1,954	3,000	1,500	RELATED TO NO. 2007-6					
2007-120	28	29	186	813	55	5,600	2,800	-	-	-	-	-	-
2007-121	NI	-	-	-	-	-	-	-	-	-	-	-	-
2007-122	36	6	7	219	115	7,200	3,600	RELATED TO NO. 2007-1					

⁴ NI indicates never installed. I indicates installed but never used. NP indicates no prosecutor's report.

⁵ NR indicates not reported or could not be determined.

⁶ Motions: G = Granted, D = Denied, P = Pending.

* The first four digits of the A.O. number represent the year in which the wiretap was terminated. Wiretaps that were terminated prior to 2007 were not reported previously because they were part of ongoing investigations.

**TABLE B-1
STATE NEW YORK**

CALENDAR YEAR 2007

**REPORT BY JUDGES OF COURT-AUTHORIZED INTERCEPTS OF WIRE, ORAL, OR ELECTRONIC COMMUNICATIONS
PURSUANT TO 18 U.S.C. 2519**

A.O. Number *	Authorizing Official		Offense Specified	Intercept		Date of Application	Authorized Length		
	Judge	Prosecutor ¹		Type ²	Location ³		Original Order (Days)	Number of Extensions	Total Length (Days)
QUEENS (CONTINUED)									
2007-123	MCDONALD	BROWN	NARCOTICS	WC	D	04/05/2007	30	2	90
2007-124	MCDONALD	BROWN	NARCOTICS	WC	D	04/05/2007	30	1	60
2007-125	MCDONALD	BROWN	NARCOTICS	WC	D	04/05/2007	30	2	90
2007-126	MCDONALD	BROWN	NARCOTICS	WC	D	04/05/2007	30	2	90
2007-127	MCGANN	BROWN	NARCOTICS	WC	D	04/05/2007	30	1	60
2007-128	MCGANN	BROWN	NARCOTICS	WC	D	04/05/2007	30	1	60
2007-129	MCGANN	BROWN	NARCOTICS	WC	D	04/05/2007	30	1	60
2007-130	MCGANN	BROWN	NARCOTICS	WC	D	04/05/2007	30	6	210
2007-131	MCGANN	BROWN	GAMBLING	WC	D	04/05/2007	30	2	90
2007-132	MCGANN	BROWN	GAMBLING	WC	D	04/05/2007	16	1	46
2007-133	MCGANN	BROWN	GAMBLING	EE	N	04/05/2007	30	1	46
2007-134	MCGANN	BROWN	GAMBLING	EE	N	04/05/2007	16	1	46
2007-135	BUCHTER	BROWN	NARCOTICS	WC	D	04/06/2007	28	3	114
2007-136	BUCHTER	BROWN	NARCOTICS	WC	D	04/12/2007	30	0	30
2007-137	BUCHTER	BROWN	NARCOTICS	WC	D	04/12/2007	30	0	30
2007-138	MCGANN	BROWN	NARCOTICS	WC	D	04/12/2007	30	0	30
2007-139	MCGANN	BROWN	NARCOTICS	WC	D	04/12/2007	30	0	30
2007-140	MCGANN	BROWN	NARCOTICS	WC	D	04/12/2007	30	0	30
2007-141	MCDONALD	BROWN	NARCOTICS	WC	D	04/15/2007	19	3	109
2007-142	ROSENGARTEN	BROWN	NARCOTICS	WC	D	04/20/2007	30	3	120
2007-143	ROSENGARTEN	BROWN	NARCOTICS	WC	D	04/20/2007	30	3	120
2007-144	MCGANN	BROWN	GAMBLING	WC	D	04/20/2007	30	7	240
2007-145	MCGANN	BROWN	NARCOTICS	WC	D	04/23/2007	30	3	120
2007-146	KNOPF	BROWN	LARCENY	WC	D	04/25/2007	30	3	120
2007-147	MCDONALD	BROWN	NARCOTICS	WC	D	05/02/2007	30	0	30
2007-148	MCDONALD	BROWN	NARCOTICS	WC	D	05/02/2007	30	0	30
2007-149	MCDONALD	BROWN	NARCOTICS	WC	D	05/02/2007	30	2	90
2007-150	MCGANN	BROWN	NARCOTICS	WC	D	05/03/2007	30	1	60
2007-151	MCGANN	BROWN	GAMBLING	WC	D	05/03/2007	30	5	180
2007-152	MCGANN	BROWN	GAMBLING	WC	D	05/03/2007	30	2	90
2007-153	MCDONALD	BROWN	NARCOTICS	WC	D	05/07/2007	30	0	30

¹ The prosecuting official authorized the filing of the application under provisions of the state's statute. (See Table 1 for this state's statutory citation.)

² Type: WC = Cellular or Mobile Telephone (Wire), WS = Standard Telephone (Wire), WO = Other (Wire), OM = Microphone (Oral), OO = Other (Oral), ED = Digital Pager (Electronic), EE = Computer or E-Mail (Electronic), EF = Fax Machine (Electronic), EO = Other (Electronic).

³ Location: D = Portable Device, H = Personal Residence, B = Business, A = Public Area, O = Other Location, R = Roving (Relaxed Specification Order), N = Not Specified.

* The first four digits of the A.O. number represent the year in which the wiretap was terminated. Wiretaps that were terminated prior to 2007 were not reported previously because they were part of ongoing investigations.

TABLE B-1
STATE NEW YORK

CALENDAR YEAR 2007

REPORT BY PROSECUTORS OF COURT-AUTHORIZED INTERCEPTS OF WIRE, ORAL, OR ELECTRONIC COMMUNICATIONS
PURSUANT TO 18 U.S.C. 2519

A.O. Number *	Number Of Days in Oper- ation ⁴	Average Inter- cepts per Day	Number of ⁵			Costs		Number of					
			Persons Inter- cepted	Intercepts	Incrim- inating Intercepts	Total Cost in \$	Other Than Manpower in \$	Arrests	Trials	Motions to Suppress Intercepts ⁶			Persons Con- victed
										G	D	P	
QUEENS (CONTINUED)													
2007-123	84	160	174	13,446	12,803	16,800	8,400	RELATED TO NO. 2007-6					
2007-124	56	175	204	9,812	9,043	11,200	5,600	RELATED TO NO. 2007-6					
2007-125	84	160	365	13,420	12,655	16,800	8,400	RELATED TO NO. 2007-6					
2007-126	84	185	431	15,542	14,897	16,800	8,400	RELATED TO NO. 2007-6					
2007-127	57	144	143	8,224	7,865	11,400	5,700	RELATED TO NO. 2007-15					
2007-128	57	135	132	7,688	7,256	11,400	5,700	RELATED TO NO. 2007-15					
2007-129	57	154	103	8,761	8,203	11,400	5,700	RELATED TO NO. 2007-15					
2007-130	159	70	98	11,075	597	31,800	15,900	-	-	-	-	-	-
2007-131	84	7	41	622	66	16,800	8,400	-	-	-	-	-	-
2007-132	41	21	166	858	68	8,200	4,100	-	-	-	-	-	-
2007-133	NI	-	-	-	-	-	-	-	-	-	-	-	-
2007-134	NI	-	-	-	-	-	-	-	-	-	-	-	-
2007-135	114	15	59	1,710	1,282	22,800	11,400	RELATED TO NO. 2007-54					
2007-136	27	4	5	112	37	5,400	2,700	RELATED TO NO. 2007-1					
2007-137	27	10	23	273	76	5,400	2,700	RELATED TO NO. 2007-1					
2007-138	28	94	73	2,639	2,157	5,600	2,800	RELATED TO NO. 2007-60					
2007-139	28	77	78	2,153	1,881	5,600	2,800	RELATED TO NO. 2007-60					
2007-140	28	119	79	3,326	3,067	5,600	2,800	RELATED TO NO. 2007-60					
2007-141	101	20	43	2,031	530	20,200	10,100	RELATED TO NO. 2007-4					
2007-142	110	1	7	122	28	22,000	11,000	-	-	-	-	-	-
2007-143	110	39	77	4,303	42	22,000	11,000	-	-	-	-	-	-
2007-144	224	23	249	5,064	771	44,800	22,400	-	-	-	-	-	-
2007-145	94	150	118	14,115	13,039	18,800	9,400	RELATED TO NO. 2007-15					
2007-146	118	35	112	4,123	1,066	23,600	11,800	-	-	-	-	-	-
2007-147	29	150	86	4,359	4,011	5,800	2,900	RELATED TO NO. 2007-6					
2007-148	29	148	103	4,289	3,995	5,800	2,900	RELATED TO NO. 2007-6					
2007-149	85	170	388	14,460	13,664	17,000	8,500	RELATED TO NO. 2007-6					
2007-150	56	154	133	8,621	8,032	11,200	5,600	RELATED TO NO. 2007-15					
2007-151	170	56	106	9,446	64	34,000	17,000	-	-	-	-	-	-
2007-152	84	152	201	12,768	156	16,800	8,400	-	-	-	-	-	-
2007-153	24	151	115	3,614	3,023	4,800	2,400	RELATED TO NO. 2007-6					

⁴ NI indicates never installed. I indicates installed but never used. NP indicates no prosecutor's report.

⁵ NR indicates not reported or could not be determined.

⁶ Motions: G = Granted, D = Denied, P = Pending.

* The first four digits of the A.O. number represent the year in which the wiretap was terminated. Wiretaps that were terminated prior to 2007 were not reported previously because they were part of ongoing investigations.

TABLE B-1
STATE NEW YORK

CALENDAR YEAR 2007

REPORT BY JUDGES OF COURT-AUTHORIZED INTERCEPTS OF WIRE, ORAL, OR ELECTRONIC COMMUNICATIONS
PURSUANT TO 18 U.S.C. 2519

A.O. Number *	Authorizing Official		Offense Specified	Intercept		Date of Application	Authorized Length		
	Judge	Prosecutor ¹		Type ²	Location ³		Original Order (Days)	Number of Extensions	Total Length (Days)
QUEENS (CONTINUED)									
2007-154	FISHER	BROWN	RACKETEERING	WC	D	05/11/2007	29	0	29
2007-155	MCDONALD	BROWN	NARCOTICS	WC	D	05/15/2007	30	1	60
2007-156	MCGANN	BROWN	GAMBLING	WC	D	05/17/2007	30	0	30
2007-157	MCGANN	BROWN	GAMBLING	WC	D	05/17/2007	30	1	60
2007-158	KNOFF	BROWN	LARCENY	WC	D	05/21/2007	30	0	30
2007-159	FISHER	BROWN	RACKETEERING	WC	D	05/30/2007	30	1	39
2007-160	MCDONALD	BROWN	NARCOTICS	WC	D	05/31/2007	30	0	30
2007-161	MCGANN	BROWN	GAMBLING	WC	D	06/01/2007	30	1	60
2007-162	MCGANN	BROWN	NARCOTICS	WC	D	06/01/2007	30	0	30
2007-163	MCGANN	BROWN	NARCOTICS	WC	D	06/01/2007	30	0	30
2007-164	MCGANN	BROWN	NARCOTICS	WC	D	06/01/2007	30	0	30
2007-165	MCGANN	BROWN	NARCOTICS	WC	D	06/01/2007	30	1	60
2007-166	MCGANN	BROWN	NARCOTICS	WC	D	06/01/2007	30	0	30
2007-167	MCGANN	BROWN	NARCOTICS	WS	H	06/01/2007	30	1	60
2007-168	BUCHTER	BROWN	NARCOTICS	WC	D	06/01/2007	27	0	27
2007-169	BUCHTER	BROWN	NARCOTICS	WC	D	06/01/2007	27	0	27
2007-170	MCGANN	BROWN	NARCOTICS	WC	D	06/14/2007	30	0	30
2007-171	MCGANN	BROWN	GAMBLING	WC	D	06/14/2007	30	3	120
2007-172	MCGANN	BROWN	GAMBLING	EE	N	06/14/2007	30	5	180
2007-173	KNOFF	BROWN	LARCENY	WC	D	06/19/2007	30	0	30
2007-174	MCGANN	BROWN	NARCOTICS	WC	D	06/28/2007	30	0	30
2007-175	MCGANN	BROWN	NARCOTICS	WC	D	06/28/2007	30	0	30
2007-176	MCDONALD	BROWN	NARCOTICS	WC	D	06/28/2007	30	2	90
2007-177	MCDONALD	BROWN	NARCOTICS	WC	D	06/28/2007	30	1	60
2007-178	MCGANN	BROWN	NARCOTICS	WC	D	06/28/2007	30	0	30
2007-179	FISHER	BROWN	RACKETEERING	WC	D	07/05/2007	30	1	58
2007-180	MCGANN	BROWN	NARCOTICS	WC	D	07/10/2007	30	0	30
2007-181	MCGANN	BROWN	NARCOTICS	WC	D	07/10/2007	30	2	90
2007-182	MCGANN	BROWN	NARCOTICS	WC	D	07/10/2007	30	0	30
2007-183	ROSENGARTEN	BROWN	NARCOTICS	WC	D	07/12/2007	30	0	30
2007-184	MCGANN	BROWN	GAMBLING	WC	D	07/12/2007	30	0	30
2007-185	MCDONALD	BROWN	NARCOTICS	WC	D	07/26/2007	30	0	30

¹ The prosecuting official authorized the filing of the application under provisions of the state's statute. (See Table 1 for this state's statutory citation.)

² Type: WC = Cellular or Mobile Telephone (Wire), WS = Standard Telephone (Wire), WO = Other (Wire), OM = Microphone (Oral), OO = Other (Oral), ED = Digital Pager (Electronic), EE = Computer or E-Mail (Electronic), EF = Fax Machine (Electronic), EO = Other (Electronic).

³ Location: D = Portable Device, H = Personal Residence, B = Business, A = Public Area, O = Other Location, R = Roving (Relaxed Specification Order), N = Not Specified.

* The first four digits of the A.O. number represent the year in which the wiretap was terminated. Wiretaps that were terminated prior to 2007 were not reported previously because they were part of ongoing investigations.

TABLE B-1
STATE NEW YORK

CALENDAR YEAR 2007

REPORT BY PROSECUTORS OF COURT-AUTHORIZED INTERCEPTS OF WIRE, ORAL, OR ELECTRONIC COMMUNICATIONS
PURSUANT TO 18 U.S.C. 2519

A.O. Number *	Number Of Days in Oper- ation ⁴	Average Inter- cepts per Day	Number of ⁵			Costs		Number of					
			Persons Inter- cepted	Intercepts	Incrim- inating Intercepts	Total Cost in \$	Other Than Manpower in \$	Arrests	Trials	Motions to Suppress Intercepts ⁶			Persons Con- victed
										G	D	P	
QUEENS (CONTINUED)													
2007-154	NI	-	-	-	-	-	-	-	-	-	-	-	-
2007-155	44	151	105	6,638	6,054	8,800	4,400	RELATED TO NO. 2007-6					
2007-156	27	26	61	698	34	5,400	2,700	-	-	-	-	-	-
2007-157	55	34	101	1,888	33	11,000	5,500	-	-	-	-	-	-
2007-158	28	46	12	1,284	6	5,600	2,800	-	-	-	-	-	-
2007-159	39	10	9	371	322	7,800	3,900	RELATED TO NO. 2007-37					
2007-160	28	160	112	4,489	4,032	5,600	2,800	RELATED TO NO. 2007-6					
2007-161	55	5	32	289	64	11,000	5,500	-	-	-	-	-	-
2007-162	27	150	87	4,051	3,886	5,400	2,700	RELATED TO NO. 2007-15					
2007-163	27	173	122	4,663	4,202	5,400	2,700	RELATED TO NO. 2007-15					
2007-164	27	167	152	4,511	3,891	5,400	2,700	RELATED TO NO. 2007-15					
2007-165	55	127	164	7,004	6,312	11,000	5,500	RELATED TO NO. 2007-15					
2007-166	27	140	95	3,780	3,224	5,400	2,700	RELATED TO NO. 2007-15					
2007-167	56	127	144	7,118	6,653	11,200	5,600	RELATED TO NO. 2007-15					
2007-168	13	14	14	187	117	2,600	1,300	RELATED TO NO. 2007-54					
2007-169	13	16	17	204	132	2,600	1,300	RELATED TO NO. 2007-54					
2007-170	14	94	52	1,311	986	2,800	1,400	RELATED TO NO. 2007-15					
2007-171	104	10	98	1,026	61	20,800	10,400	-	-	-	-	-	-
2007-172	45	6	200	250	80	9,000	4,500	-	-	-	-	-	-
2007-173	29	50	250	1,459	6	5,800	2,900	-	-	-	-	-	-
2007-174	28	123	68	3,454	2,887	5,600	2,800	RELATED TO NO. 2007-15					
2007-175	28	142	107	3,976	3,244	5,600	2,800	RELATED TO NO. 2007-15					
2007-176	84	176	343	14,753	13,987	16,800	8,400	RELATED TO NO. 2007-6					
2007-177	37	160	96	5,920	5,223	7,400	3,700	RELATED TO NO. 2007-6					
2007-178	29	102	65	2,972	2,706	5,800	2,900	RELATED TO NO. 2007-60					
2007-179	58	13	17	759	678	11,600	5,800	RELATED TO NO. 2007-37					
2007-180	16	140	54	2,234	1,860	3,200	1,600	RELATED TO NO. 2007-15					
2007-181	73	155	253	11,316	10,652	14,600	7,300	RELATED TO NO. 2007-15					
2007-182	16	145	74	2,317	1,980	3,200	1,600	RELATED TO NO. 2007-15					
2007-183	29	3	5	80	3	5,800	2,900	-	-	-	-	-	-
2007-184	27	-	8	12	-	5,400	2,700	-	-	-	-	-	-
2007-185	14	165	87	2,312	2,118	2,800	1,400	RELATED TO NO. 2007-6					

⁴ NI indicates never installed. I indicates installed but never used. NP indicates no prosecutor's report.

⁵ NR indicates not reported or could not be determined.

⁶ Motions: G = Granted, D = Denied, P = Pending.

* The first four digits of the A.O. number represent the year in which the wiretap was terminated. Wiretaps that were terminated prior to 2007 were not reported previously because they were part of ongoing investigations.

TABLE B-1
STATE NEW YORK

CALENDAR YEAR 2007

**REPORT BY JUDGES OF COURT-AUTHORIZED INTERCEPTS OF WIRE, ORAL, OR ELECTRONIC COMMUNICATIONS
PURSUANT TO 18 U.S.C. 2519**

A.O. Number *	Authorizing Official		Offense Specified	Intercept		Date of Application	Authorized Length		
	Judge	Prosecutor ¹		Type ²	Location ³		Original Order (Days)	Number of Extensions	Total Length (Days)
QUEENS (CONTINUED)									
2007-186	MCDONALD	BROWN	NARCOTICS	WC	D	07/26/2007	30	1	60
2007-187	MCDONALD	BROWN	NARCOTICS	WC	D	07/26/2007	30	1	60
2007-188	MCDONALD	BROWN	NARCOTICS	WC	D	07/26/2007	30	1	60
2007-189	MCDONALD	BROWN	NARCOTICS	WC	D	07/26/2007	30	2	90
2007-190	MCDONALD	BROWN	NARCOTICS	WC	D	07/26/2007	30	1	60
2007-191	MCDONALD	BROWN	NARCOTICS	WC	D	07/26/2007	30	1	60
2007-192	MCGANN	BROWN	NARCOTICS	WC	D	07/26/2007	30	1	60
2007-193	MCGANN	BROWN	NARCOTICS	WC	D	07/26/2007	30	1	60
2007-194	MCGANN	BROWN	NARCOTICS	WC	D	07/26/2007	30	0	30
2007-195	MCGANN	BROWN	NARCOTICS	WC	D	07/26/2007	30	0	30
2007-196	MCGANN	BROWN	NARCOTICS	WC	D	07/26/2007	30	1	60
2007-197	MCGANN	BROWN	GAMBLING	WC	D	07/26/2007	30	2	90
2007-198	MCGANN	BROWN	GAMBLING	WC	D	07/26/2007	30	1	60
2007-199	BUCHTER	BROWN	NARCOTICS	WC	D	07/27/2007	29	1	59
2007-200	FISHER	BROWN	RACKETEERING	WC	D	08/02/2007	29	2	87
2007-201	FISHER	BROWN	RACKETEERING	WC	D	08/02/2007	29	0	29
2007-202	KNOPF	BROWN	NARCOTICS	WC	D	08/02/2007	30	0	30
2007-203	MCGANN	BROWN	NARCOTICS	WC	D	08/06/2007	30	1	60
2007-204	MCGANN	BROWN	GAMBLING	WC	D	08/09/2007	30	2	90
2007-205	FISHER	BROWN	RACKETEERING	WC	D	08/10/2007	21	2	79
2007-206	ROSENGARTEN	BROWN	NARCOTICS	WC	D	08/10/2007	30	0	30
2007-207	KNOPF	BROWN	NARCOTICS	WC	D	08/10/2007	30	1	60
2007-208	BUCHTER	BROWN	NARCOTICS	WC	D	08/14/2007	9	0	9
2007-209	KNOPF	BROWN	LARCENY	WC	D	08/16/2007	30	0	30
2007-210	KNOPF	BROWN	LARCENY	WC	D	08/16/2007	30	1	60
2007-211	MCDONALD	BROWN	NARCOTICS	WC	D	08/23/2007	30	0	30
2007-212	MCGANN	BROWN	NARCOTICS	WC	D	08/23/2007	30	0	30
2007-213	KNOPF	BROWN	LARCENY	WC	D	08/27/2007	19	1	49
2007-214	FISHER	BROWN	RACKETEERING	WC	D	08/29/2007	30	1	60
2007-215	BUCHTER	BROWN	NARCOTICS	WC	D	08/30/2007	23	0	23
2007-216	KNOPF	BROWN	NARCOTICS	WC	D	08/31/2007	30	2	90
2007-217	KNOPF	BROWN	NARCOTICS	WC	D	08/31/2007	30	0	30

¹ The prosecuting official authorized the filing of the application under provisions of the state's statute. (See Table 1 for this state's statutory citation.)

² Type: WC = Cellular or Mobile Telephone (Wire), WS = Standard Telephone (Wire), WO = Other (Wire), OM = Microphone (Oral), OO = Other (Oral), ED = Digital Pager (Electronic), EE = Computer or E-Mail (Electronic), EF = Fax Machine (Electronic), EO = Other (Electronic).

³ Location: D = Portable Device, H = Personal Residence, B = Business, A = Public Area, O = Other Location, R = Roving (Relaxed Specification Order), N = Not Specified.

* The first four digits of the A.O. number represent the year in which the wiretap was terminated. Wiretaps that were terminated prior to 2007 were not reported previously because they were part of ongoing investigations.

TABLE B-1
STATE NEW YORK

CALENDAR YEAR 2007

**REPORT BY PROSECUTORS OF COURT-AUTHORIZED INTERCEPTS OF WIRE, ORAL, OR ELECTRONIC COMMUNICATIONS
PURSUANT TO 18 U.S.C. 2519**

A.O. Number *	Number Of Days in Oper- ation ⁴	Average Inter- cepts per Day	Number of ⁵			Costs		Number of					
			Persons Inter- cepted	Intercepts	Incrim- inating Intercepts	Total Cost in \$	Other Than Manpower in \$	Arrests	Trials	Motions to Suppress Intercepts ⁶			Persons Con- victed
										G	D	P	
QUEENS (CONTINUED)													
2007-186	57	5	20	303	10	11,400	5,700	RELATED TO NO. 2007-4					
2007-187	43	7	21	322	260	8,600	4,300	RELATED TO NO. 2007-4					
2007-188	43	12	26	520	52	8,600	4,300	RELATED TO NO. 2007-4					
2007-189	84	12	76	1,025	121	16,800	8,400	RELATED TO NO. 2007-4					
2007-190	28	11	55	318	5	5,600	2,800	RELATED TO NO. 2007-4					
2007-191	43	13	29	543	290	8,600	4,300	RELATED TO NO. 2007-4					
2007-192	57	153	144	8,721	8,057	11,400	5,700	RELATED TO NO. 2007-15					
2007-193	57	150	164	8,557	8,122	11,400	5,700	RELATED TO NO. 2007-15					
2007-194	28	143	97	4,013	3,454	5,600	2,800	RELATED TO NO. 2007-15					
2007-195	28	156	154	4,359	3,994	5,600	2,800	RELATED TO NO. 2007-15					
2007-196	57	154	176	8,772	8,438	11,400	5,700	RELATED TO NO. 2007-15					
2007-197	86	11	108	952	111	17,200	8,600	-	-	-	-	-	-
2007-198	56	9	97	489	92	11,200	5,600	-	-	-	-	-	-
2007-199	59	14	31	842	527	11,800	5,900	-	-	-	-	-	-
2007-200	66	18	22	1,211	940	13,200	6,600	RELATED TO NO. 2007-37					
2007-201	29	49	19	1,415	1,144	5,800	2,900	RELATED TO NO. 2007-37					
2007-202	29	142	97	4,123	3,899	5,800	2,900	RELATED TO NO. 2007-60					
2007-203	46	150	183	6,917	6,343	9,200	4,600	RELATED TO NO. 2007-15					
2007-204	83	22	225	1,802	76	16,600	8,300	-	-	-	-	-	-
2007-205	70	22	23	1,508	1,319	14,000	7,000	RELATED TO NO. 2007-37					
2007-206	27	9	17	235	49	5,400	2,700	-	-	-	-	-	-
2007-207	34	115	57	3,924	3,756	6,800	3,400	RELATED TO NO. 2007-60					
2007-208	9	4	4	32	18	1,800	900	-	-	-	-	-	-
2007-209	10	50	110	495	-	2,000	1,000	-	-	-	-	-	-
2007-210	53	51	65	2,711	85	10,600	5,300	-	-	-	-	-	-
2007-211	15	9	15	132	30	3,000	1,500	RELATED TO NO. 2007-4					
2007-212	29	152	103	4,408	3,942	5,800	2,900	RELATED TO NO. 2007-15					
2007-213	27	49	783	1,321	60	5,400	2,700	-	-	-	-	-	-
2007-214	49	27	17	1,319	1,256	9,800	4,900	RELATED TO NO. 2007-37					
2007-215	23	12	13	287	174	4,600	2,300	-	-	-	-	-	-
2007-216	82	90	72	7,398	5,922	16,400	8,200	RELATED TO NO. 2007-60					
2007-217	13	20	17	255	180	2,600	1,300	RELATED TO NO. 2007-60					

⁴ NI indicates never installed. I indicates installed but never used. NP indicates no prosecutor's report.

⁵ NR indicates not reported or could not be determined.

⁶ Motions: G = Granted, D = Denied, P = Pending.

* The first four digits of the A.O. number represent the year in which the wiretap was terminated. Wiretaps that were terminated prior to 2007 were not reported previously because they were part of ongoing investigations.

TABLE B-1
STATE NEW YORK

CALENDAR YEAR 2007

**REPORT BY JUDGES OF COURT-AUTHORIZED INTERCEPTS OF WIRE, ORAL, OR ELECTRONIC COMMUNICATIONS
PURSUANT TO 18 U.S.C. 2519**

A.O. Number *	Authorizing Official		Offense Specified	Intercept		Date of Application	Authorized Length		
	Judge	Prosecutor ¹		Type ²	Location ³		Original Order (Days)	Number of Extensions	Total Length (Days)
QUEENS (CONTINUED)									
2007-218	KNOPF	BROWN	NARCOTICS	WC	D	08/31/2007	30	0	30
2007-219	MCDONALD	BROWN	NARCOTICS	WC	D	09/05/2007	30	0	30
2007-220	MCGANN	BROWN	NARCOTICS	WC	D	09/12/2007	30	0	30
2007-221	MCGANN	BROWN	GAMBLING	WC	D	09/20/2007	30	0	30
2007-222	KNOPF	BROWN	LARCENY	WC	D	09/25/2007	17	0	17
2007-223	MCDONALD	BROWN	NARCOTICS	WC	D	09/26/2007	30	0	30
2007-224	KNOPF	BROWN	NARCOTICS	WC	D	09/27/2007	30	0	30
2007-225	KNOPF	BROWN	NARCOTICS	WC	D	09/27/2007	30	1	60
2007-226	MCGANN	BROWN	GAMBLING	WC	D	09/27/2007	9	0	9
2007-227	MCDONALD	BROWN	NARCOTICS	WC	D	10/02/2007	30	0	30
2007-228	FISHER	BROWN	RACKETEERING	WC	D	10/11/2007	13	0	13
2007-229	MCDONALD	BROWN	NARCOTICS	WC	D	10/11/2007	21	0	21
2007-230	KNOPF	BROWN	NARCOTICS	WC	D	10/25/2007	30	0	30
2007-231	MCGANN	BROWN	GAMBLING	WC	D	11/01/2007	30	0	30
2007-232	MCGANN	BROWN	GAMBLING	WC	D	11/01/2007	30	0	30
2007-233	KNOPF	BROWN	NARCOTICS	WC	D	11/28/2007	30	0	30
2007-234	KNOPF	BROWN	NARCOTICS	WC	D	11/28/2007	30	0	30
2006-130	BUCHTER	BROWN	NARCOTICS	WS	B	05/16/2005	30	11	360
2006-131	MCDONALD	BROWN	NARCOTICS	WC	D	06/16/2005	30	9	300
2006-132	MCDONALD	BROWN	NARCOTICS	WC	D	08/11/2005	30	7	240
2006-133	MCDONALD	BROWN	NARCOTICS	WC	D	08/24/2005	30	7	240
2006-134	MCDONALD	BROWN	NARCOTICS	WC	D	09/20/2005	30	5	172
2006-135	BUCHTER	BROWN	NARCOTICS	WC	D	09/27/2005	30	13	420
2006-136	MCDONALD	BROWN	NARCOTICS	WC	D	10/08/2005	30	4	150
2006-137	MCGANN	BROWN	GAMBLING	WC	D	10/24/2005	30	2	90
2006-138	MCGANN	BROWN	GAMBLING	WC	D	10/24/2005	30	2	90
2006-139	MCDONALD	BROWN	NARCOTICS	WC	D	11/03/2005	30	2	90
2006-140	MCDONALD	BROWN	NARCOTICS	WC	D	11/03/2005	30	9	300
2006-141	MCDONALD	BROWN	NARCOTICS	WC	D	11/03/2005	30	14	420
2006-142	MCGANN	BROWN	GAMBLING	WC	D	11/17/2005	30	1	60
2006-143	MCDONALD	BROWN	NARCOTICS	WC	D	11/21/2005	30	3	120
2006-144	MCDONALD	BROWN	NARCOTICS	WC	D	11/21/2005	30	6	210

¹ The prosecuting official authorized the filing of the application under provisions of the state's statute. (See Table 1 for this state's statutory citation.)

² Type: WC = Cellular or Mobile Telephone (Wire), WS = Standard Telephone (Wire), WO = Other (Wire), OM = Microphone (Oral), OO = Other (Oral), ED = Digital Pager (Electronic), EE = Computer or E-Mail (Electronic), EF = Fax Machine (Electronic), EO = Other (Electronic).

³ Location: D = Portable Device, H = Personal Residence, B = Business, A = Public Area, O = Other Location, R = Roving (Relaxed Specification Order), N = Not Specified.

* The first four digits of the A.O. number represent the year in which the wiretap was terminated. Wiretaps that were terminated prior to 2007 were not reported previously because they were part of ongoing investigations.

TABLE B-1
STATE NEW YORK

CALENDAR YEAR 2007

**REPORT BY PROSECUTORS OF COURT-AUTHORIZED INTERCEPTS OF WIRE, ORAL, OR ELECTRONIC COMMUNICATIONS
PURSUANT TO 18 U.S.C. 2519**

A.O. Number *	Number Of Days in Oper- ation ⁴	Average Inter- cepts per Day	Number of ⁵			Costs		Number of					
			Persons Inter- cepted	Intercepts	Incrim- inating Intercepts	Total Cost in \$	Other Than Manpower in \$	Arrests	Trials	Motions to Suppress Intercepts ⁶			Persons Con- victed
										G	D	P	
QUEENS (CONTINUED)													
2007-218	13	6	6	74	41	2,600	1,300	RELATED TO NO. 2007-60					
2007-219	15	152	77	2,284	2,014	3,000	1,500	RELATED TO NO. 2007-6					
2007-220	9	115	37	1,036	872	1,800	900	RELATED TO NO. 2007-15					
2007-221	29	9	70	272	22	5,800	2,900	-	-	-	-	-	-
2007-222	15	43	107	642	14	3,000	1,500	-	-	-	-	-	-
2007-223	22	9	17	190	30	4,400	2,200	RELATED TO NO. 2007-4					
2007-224	28	84	70	2,345	1,606	5,600	2,800	RELATED TO NO. 2007-60					
2007-225	55	116	71	6,394	4,985	11,000	5,500	RELATED TO NO. 2007-60					
2007-226	NI	-	-	-	-	-	-	-	-	-	-	-	-
2007-227	21	22	87	463	6	4,200	2,100	3	-	-	-	-	-
2007-228	4	53	12	213	189	800	400	RELATED TO NO. 2007-37					
2007-229	12	15	28	178	4	2,400	1,200	RELATED TO NO. 2007-227					
2007-230	27	110	62	2,971	1,434	5,400	2,700	RELATED TO NO. 2007-60					
2007-231	29	8	37	230	9	5,800	2,900	-	-	-	-	-	-
2007-232	29	24	85	688	31	5,800	2,900	-	-	-	-	-	-
2007-233	21	11	15	234	47	4,200	2,100	-	-	-	-	-	-
2007-234	14	13	13	176	38	2,800	1,400	-	-	-	-	-	-
2006-130	357	11	94	3,766	192	71,400	35,700	5	-	-	-	-	5
2006-131	251	240	857	60,240	57,830	50,200	25,100	RELATED TO NO. 2007-6					
2006-132	195	160	446	31,254	29,878	39,000	19,500	RELATED TO NO. 2007-6					
2006-133	204	155	435	31,625	29,878	40,800	20,400	RELATED TO NO. 2007-6					
2006-134	149	15	102	2,302	1,203	29,800	14,900	RELATED TO NO. 2007-4					
2006-135	419	7	29	2,984	846	83,800	41,900	RELATED TO NO. 2006-130					
2006-136	133	15	54	2,021	501	26,600	13,300	RELATED TO NO. 2007-4					
2006-137	81	25	98	1,997	797	16,200	8,100	-	-	-	-	-	-
2006-138	81	62	100	5,008	1,012	16,200	8,100	-	-	-	-	-	-
2006-139	78	162	305	12,636	11,012	15,600	7,800	RELATED TO NO. 2007-6					
2006-140	255	31	223	8,032	2,352	51,000	25,500	RELATED TO NO. 2007-4					
2006-141	371	22	140	8,230	501	74,200	37,100	RELATED TO NO. 2007-4					
2006-142	57	28	20	1,585	201	11,400	5,700	-	-	-	-	-	-
2006-143	87	150	242	13,050	12,113	17,400	8,700	RELATED TO NO. 2007-6					
2006-144	171	174	463	29,825	27,609	34,200	17,100	RELATED TO NO. 2007-6					

⁴ NI indicates never installed. I indicates installed but never used. NP indicates no prosecutor's report.

⁵ NR indicates not reported or could not be determined.

⁶ Motions: G = Granted, D = Denied, P = Pending.

* The first four digits of the A.O. number represent the year in which the wiretap was terminated. Wiretaps that were terminated prior to 2007 were not reported previously because they were part of ongoing investigations.

REPORT BY JUDGES OF COURT-AUTHORIZED INTERCEPTS OF WIRE, ORAL, OR ELECTRONIC COMMUNICATIONS
PURSUANT TO 18 U.S.C. 2519

A.O. Number *	Authorizing Official		Offense Specified	Intercept		Date of Application	Authorized Length		
	Judge	Prosecutor ¹		Type ²	Location ³		Original Order (Days)	Number of Extensions	Total Length (Days)
QUEENS (CONTINUED)									
2006-145	BUCHTER	BROWN	NARCOTICS	WC	D	11/22/2005	30	5	180
2006-146	MCDONALD	BROWN	NARCOTICS	WC	D	12/01/2005	30	1	60
2006-147	MCDONALD	BROWN	NARCOTICS	WC	D	12/01/2005	30	13	420
2006-148	MCGANN	BROWN	GAMBLING	WC	D	12/08/2005	9	1	39
2006-149	MCGANN	BROWN	GAMBLING	EO	D	12/08/2005	9	2	69
2006-150	MCGANN	BROWN	GAMBLING	WC	D	12/16/2005	30	4	150
2006-151	MCDONALD	BROWN	NARCOTICS	WC	D	12/22/2005	30	0	30
2006-152	MCDONALD	BROWN	NARCOTICS	WC	D	01/10/2006	30	0	30
2006-153	MCDONALD	BROWN	NARCOTICS	WC	D	01/10/2006	30	2	90
2006-154	MCDONALD	BROWN	NARCOTICS	WC	D	01/10/2006	30	2	90
2006-155	MCDONALD	BROWN	NARCOTICS	WC	D	01/10/2006	30	4	150
2006-156	MCDONALD	BROWN	NARCOTICS	WC	D	01/20/2006	30	0	30
2006-155	MCDONALD	BROWN	NARCOTICS	WC	D	01/20/2006	30	1	60
2006-158	MCDONALD	BROWN	NARCOTICS	WC	D	01/20/2006	30	1	60
2006-159	MCDONALD	BROWN	NARCOTICS	WC	D	02/16/2006	30	0	30
2006-160	MCDONALD	BROWN	NARCOTICS	WC	D	02/16/2006	30	0	30
2006-161	MCDONALD	BROWN	NARCOTICS	WC	D	02/16/2006	30	0	30
2006-162	MCDONALD	BROWN	NARCOTICS	WC	D	02/16/2006	30	0	30
2006-163	MCDONALD	BROWN	NARCOTICS	WC	D	02/16/2006	30	0	30
2006-164	MCDONALD	BROWN	NARCOTICS	ED	D	02/16/2006	30	0	30
2006-165	MCDONALD	BROWN	NARCOTICS	WC	D	02/16/2006	30	0	30
2006-166	MCDONALD	BROWN	NARCOTICS	WC	D	02/16/2006	30	1	60
2006-167	MCDONALD	BROWN	NARCOTICS	WC	D	02/16/2006	30	1	60
2006-168	BUCHTER	BROWN	NARCOTICS	WC	D	03/09/2006	8	2	68
2006-169	MCDONALD	BROWN	NARCOTICS	ED	D	03/16/2006	30	0	30
2006-170	MCDONALD	BROWN	NARCOTICS	WC	D	03/16/2006	30	0	30
2006-171	MCDONALD	BROWN	NARCOTICS	WC	D	03/16/2006	30	0	30
2006-172	MCDONALD	BROWN	NARCOTICS	WC	D	03/16/2006	30	0	30
2006-173	MCDONALD	BROWN	NARCOTICS	WC	D	03/16/2006	30	0	30
2006-174	MCDONALD	BROWN	NARCOTICS	WC	D	03/16/2006	30	1	60
2006-175	MCDONALD	BROWN	NARCOTICS	WC	D	03/16/2006	30	2	90
2006-176	MCDONALD	BROWN	NARCOTICS	WC	D	03/16/2006	30	3	120

¹ The prosecuting official authorized the filing of the application under provisions of the state's statute. (See Table 1 for this state's statutory citation.)² Type: WC = Cellular or Mobile Telephone (Wire), WS = Standard Telephone (Wire), WO = Other (Wire), OM = Microphone (Oral), OO = Other (Oral), ED = Digital Pager (Electronic), EE = Computer or E-Mail (Electronic), EF = Fax Machine (Electronic), EO = Other (Electronic).³ Location: D = Portable Device, H = Personal Residence, B = Business, A = Public Area, O = Other Location, R = Roving (Relaxed Specification Order), N = Not Specified.

* The first four digits of the A.O. number represent the year in which the wiretap was terminated. Wiretaps that were terminated prior to 2007 were not reported previously because they were part of ongoing investigations.

TABLE B-1
STATE NEW YORK

CALENDAR YEAR 2007

**REPORT BY PROSECUTORS OF COURT-AUTHORIZED INTERCEPTS OF WIRE, ORAL, OR ELECTRONIC COMMUNICATIONS
PURSUANT TO 18 U.S.C. 2519**

A.O. Number *	Number Of Days in Oper- ation ⁴	Average Inter- cepts per Day	Number of ⁵			Costs		Number of					
			Persons Inter- cepted	Intercepts	Incrim- inating Intercepts	Total Cost in \$	Other Than Manpower in \$	Arrests	Trials	Motions to Suppress Intercepts ⁶			Persons Con- victed
										G	D	P	
QUEENS (CONTINUED)													
2006-145	166	14	46	2,262	565	33,200	16,600	RELATED TO NO. 2006-130					
2006-146	50	162	130	8,124	8,044	10,000	5,00	RELATED TO NO. 2007-6					
2006-147	364	28	152	10,343	3,453	72,800	36,400	RELATED TO NO. 2007-4					
2006-148	36	17	20	621	3	7,200	3,600	-	-	-	-	-	-
2006-149	63	2	35	98	61	12,600	6,300	-	-	-	-	-	-
2006-150	101	229	107	23,120	439	20,200	10,100	-	-	-	-	-	-
2006-151	29	150	143	4,356	4,054	5,800	2,900	RELATED TO NO. 2007-6					
2006-152	10	165	52	1,648	1,078	2,000	1,000	RELATED TO NO. 2007-6					
2006-153	65	155	254	10,075	9,878	13,000	6,500	RELATED TO NO. 2007-6					
2006-154	65	165	240	10,725	10,198	13,000	6,500	RELATED TO NO. 2007-6					
2006-155	121	158	434	19,154	18,966	24,200	12,100	RELATED TO NO. 2007-6					
2006-156	7	180	54	1,262	1,044	1,400	700	RELATED TO NO. 2007-6					
2006-157	55	174	203	9,566	9,104	11,000	5,500	RELATED TO NO. 2007-6					
2006-158	55	164	162	9,020	8,688	11,000	5,500	RELATED TO NO. 2007-6					
2006-159	28	144	142	4,018	3,776	5,600	2,800	RELATED TO NO. 2007-6					
2006-160	28	163	165	4,552	4,303	5,600	2,800	RELATED TO NO. 2007-6					
2006-161	28	146	193	4,097	3,886	5,600	2,800	RELATED TO NO. 2007-6					
2006-162	28	155	182	4,339	4,202	5,600	2,800	RELATED TO NO. 2007-6					
2006-163	6	131	37	786	675	1,200	600	RELATED TO NO. 2007-6					
2006-164	28	-	3	10	-	5,600	2,800	RELATED TO NO. 2007-4					
2006-165	28	140	88	3,920	3,614	5,600	2,800	RELATED TO NO. 2007-6					
2006-166	56	170	185	9,530	9,134	11,200	5,600	RELATED TO NO. 2007-6					
2006-167	60	195	315	11,696	10,054	13,600	6,800	RELATED TO NO. 2007-6					
2006-168	61	1	3	31	5	12,200	6,100	RELATED TO NO. 2006-130					
2006-169	27	-	1	5	-	5,400	2,700	RELATED TO NO. 2007-4					
2006-170	28	150	96	4,211	4,021	5,600	2,800	RELATED TO NO. 2007-6					
2006-171	28	167	176	4,676	4,011	5,600	2,800	RELATED TO NO. 2007-6					
2006-172	28	162	162	4,542	4,155	5,600	2,800	RELATED TO NO. 2007-6					
2006-173	28	155	109	4,341	3,922	5,600	2,800	RELATED TO NO. 2007-6					
2006-174	56	160	231	8,948	8,766	11,200	5,600	RELATED TO NO. 2007-6					
2006-175	84	165	348	13,860	12,845	16,800	8,400	RELATED TO NO. 2007-6					
2006-176	91	160	242	14,577	13,906	18,200	9,100	RELATED TO NO. 2007-6					

⁴ NI indicates never installed. I indicates installed but never used. NP indicates no prosecutor's report.

⁵ NR indicates not reported or could not be determined.

⁶ Motions: G = Granted, D = Denied, P = Pending.

* The first four digits of the A.O. number represent the year in which the wiretap was terminated. Wiretaps that were terminated prior to 2007 were not reported previously because they were part of ongoing investigations.

TABLE B-1
STATE NEW YORK

CALENDAR YEAR 2007

**REPORT BY JUDGES OF COURT-AUTHORIZED INTERCEPTS OF WIRE, ORAL, OR ELECTRONIC COMMUNICATIONS
PURSUANT TO 18 U.S.C. 2519**

A.O. Number *	Authorizing Official		Offense Specified	Intercept		Date of Application	Authorized Length		
	Judge	Prosecutor ¹		Type ²	Location ³		Original Order (Days)	Number of Extensions	Total Length (Days)
QUEENS (CONTINUED)									
2006-177	MCDONALD	BROWN	NARCOTICS	WC	D	03/16/2006	30	4	150
2006-178	MCDONALD	BROWN	NARCOTICS	WC	D	03/16/2006	30	8	270
2006-179	BUCHTER	BROWN	NARCOTICS	WC	D	03/17/2006	30	3	120
2006-180	MCGANN	BROWN	GAMBLING	WC	D	03/27/2006	12	4	132
2006-181	MCGANN	BROWN	GAMBLING	WC	D	03/27/2006	12	8	252
2006-182	MCDONALD	BROWN	NARCOTICS	WC	D	04/06/2006	30	0	30
2006-183	MCDONALD	BROWN	NARCOTICS	WC	D	04/06/2006	30	2	90
2006-184	BUCHTER	BROWN	NARCOTICS	WC	D	04/12/2006	30	1	60
2006-185	MCDONALD	BROWN	NARCOTICS	WC	D	04/12/2006	30	3	120
2006-186	MCDONALD	BROWN	NARCOTICS	WC	D	04/12/2006	30	4	150
2006-187	MCDONALD	BROWN	NARCOTICS	WC	D	04/27/2006	30	0	30
2006-188	MCDONALD	BROWN	NARCOTICS	WC	D	04/27/2006	30	0	30
2006-189	BUCHTER	BROWN	NARCOTICS	WC	D	05/11/2006	30	0	30
2006-190	MCDONALD	BROWN	NARCOTICS	WC	D	05/11/2006	30	1	60
2006-191	MCDONALD	BROWN	NARCOTICS	WC	D	05/11/2006	30	1	60
2006-192	MCDONALD	BROWN	NARCOTICS	WC	D	05/11/2006	30	4	150
2006-193	MCDONALD	BROWN	NARCOTICS	WC	D	05/11/2006	30	5	180
2006-194	MCDONALD	BROWN	OTHER	WC	D	05/18/2006	30	0	30
2006-195	MCDONALD	BROWN	OTHER	WC	D	05/25/2006	25	0	25
2006-196	MCDONALD	BROWN	NARCOTICS	WC	D	05/25/2006	30	0	30
2006-197	MCDONALD	BROWN	OTHER	WC	D	05/25/2006	25	2	85
2006-198	MCDONALD	BROWN	NARCOTICS	WC	D	05/25/2006	30	3	120
2006-199	MCDONALD	BROWN	NARCOTICS	WC	D	05/25/2006	30	3	120
2006-200	MCDONALD	BROWN	NARCOTICS	WC	D	06/08/2006	30	4	150
2006-201	MCDONALD	BROWN	NARCOTICS	WC	D	06/09/2006	30	3	120
2006-202	MCDONALD	BROWN	OTHER	WC	D	06/12/2006	30	0	30
2006-203	MCDONALD	BROWN	OTHER	WC	D	06/15/2006	24	2	84
2006-204	MCDONALD	BROWN	OTHER	WC	D	06/26/2006	16	0	16
2006-205	MCDONALD	BROWN	OTHER	WC	D	06/26/2006	16	5	166
2006-206	MCGANN	BROWN	GAMBLING	WC	D	06/28/2006	30	1	60
2006-207	MCGANN	BROWN	GAMBLING	WC	D	06/28/2006	30	5	180
2006-208	MCDONALD	BROWN	NARCOTICS	WC	D	06/30/2006	30	0	30

¹ The prosecuting official authorized the filing of the application under provisions of the state's statute. (See Table 1 for this state's statutory citation.)

² Type: WC = Cellular or Mobile Telephone (Wire), WS = Standard Telephone (Wire), WO = Other (Wire), OM = Microphone (Oral), OO = Other (Oral), ED = Digital Pager (Electronic), EE = Computer or E-Mail (Electronic), EF = Fax Machine (Electronic), EO = Other (Electronic).

³ Location: D = Portable Device, H = Personal Residence, B = Business, A = Public Area, O = Other Location, R = Roving (Relaxed Specification Order), N = Not Specified.

* The first four digits of the A.O. number represent the year in which the wiretap was terminated. Wiretaps that were terminated prior to 2007 were not reported previously because they were part of ongoing investigations.

TABLE B-1
STATE NEW YORK

CALENDAR YEAR 2007

REPORT BY PROSECUTORS OF COURT-AUTHORIZED INTERCEPTS OF WIRE, ORAL, OR ELECTRONIC COMMUNICATIONS
PURSUANT TO 18 U.S.C. 2519

A.O. Number *	Number Of Days in Oper- ation ⁴	Average Inter- cepts per Day	Number of ⁵			Costs		Number of						
			Persons Inter- cepted	Intercepts	Incrim- inating Intercepts	Total Cost in \$	Other Than Manpower in \$	Arrests	Trials	Motions to Suppress Intercepts ⁶			Persons Con- victed	
										G	D	P		
QUEENS (CONTINUED)														
2006-177	133	170	411	22,610	20,589	26,600	13,300	RELATED TO NO. 2007-6						
2006-178	245	34	269	8,439	2,603	49,000	24,500	RELATED TO NO. 2007-4						
2006-179	112	12	28	1,398	337	22,400	11,200	RELATED TO NO. 2006-130						
2006-180	123	3	98	389	69	24,600	12,300	-	-	-	-	-	-	
2006-181	233	76	109	17,746	296	46,600	23,300	-	-	-	-	-	-	
2006-182	7	143	85	1,004	930	1,400	700	RELATED TO NO. 2007-6						
2006-183	47	160	173	7,520	7,132	9,400	4,700	RELATED TO NO. 2007-6						
2006-184	59	3	16	158	37	11,800	5,900	RELATED TO NO. 2006-130						
2006-185	85	175	355	14,874	13,932	17,000	8,500	RELATED TO NO. 2007-6						
2006-186	134	180	492	24,120	20,983	26,800	13,400	RELATED TO NO. 2007-6						
2006-187	14	160	77	2,240	1,977	2,800	1,400	RELATED TO NO. 2007-6						
2006-188	14	206	104	2,877	2,498	2,800	1,400	RELATED TO NO. 2007-6						
2006-189	27	1	5	37	3	5,400	2,700	RELATED TO NO. 2006-130						
2006-190	35	167	102	5,845	5,408	7,000	3,500	RELATED TO NO. 2007-6						
2006-191	36	155	113	5,580	5,041	7,200	3,600	RELATED TO NO. 2007-6						
2006-192	133	164	398	21,812	19,440	26,600	13,300	RELATED TO NO. 2007-6						
2006-193	161	155	529	24,955	23,940	32,200	16,100	RELATED TO NO. 2007-6						
2006-194	28	14	27	403	22	5,600	2,800	11	-	-	-	-	9	
2006-195	19	27	133	511	429	3,800	1,900	RELATED TO NO. 2006-194						
2006-196	22	148	94	3,256	3,044	4,400	2,200	RELATED TO NO. 2007-6						
2006-197	83	22	552	1,862	861	16,600	8,300	RELATED TO NO. 2006-194						
2006-198	91	165	311	15,012	14,606	18,200	9,100	RELATED TO NO. 2007-6						
2006-199	91	199	425	18,116	17,886	18,200	9,100	RELATED TO NO. 2007-6						
2006-200	133	174	510	23,142	22,064	26,600	13,300	RELATED TO NO. 2007-6						
2006-201	90	36	75	3,285	1,243	18,000	9,000	RELATED TO NO. 2007-4						
2006-202	28	12	62	336	102	5,600	2,800	RELATED TO NO. 2006-194						
2006-203	83	13	304	1,054	982	16,600	8,300	RELATED TO NO. 2006-194						
2006-204	14	17	42	236	198	2,800	1,400	RELATED TO NO. 2006-194						
2006-205	164	23	679	3,843	1,982	32,800	16,400	RELATED TO NO. 2006-194						
2006-206	57	16	105	919	162	11,400	5,700	-	-	-	-	-	-	
2006-207	169	7	51	1,231	242	33,800	16,900	-	-	-	-	-	-	
2006-208	26	179	93	4,665	4,210	5,200	2,600	RELATED TO NO. 2007-6						

⁴ NI indicates never installed. I indicates installed but never used. NP indicates no prosecutor's report.

⁵ NR indicates not reported or could not be determined.

⁶ Motions: G = Granted, D = Denied, P = Pending.

* The first four digits of the A.O. number represent the year in which the wiretap was terminated. Wiretaps that were terminated prior to 2007 were not reported previously because they were part of ongoing investigations.

TABLE B-1
STATE NEW YORK

CALENDAR YEAR 2007

**REPORT BY JUDGES OF COURT-AUTHORIZED INTERCEPTS OF WIRE, ORAL, OR ELECTRONIC COMMUNICATIONS
PURSUANT TO 18 U.S.C. 2519**

A.O. Number *	Authorizing Official		Offense Specified	Intercept		Date of Application	Authorized Length		
	Judge	Prosecutor ¹		Type ²	Location ³		Original Order (Days)	Number of Extensions	Total Length (Days)
QUEENS (CONTINUED)									
2006-209	MCDONALD	BROWN	NARCOTICS	WC	D	06/30/2006	30	0	30
2006-210	MCDONALD	BROWN	NARCOTICS	WC	D	06/30/2006	30	0	30
2006-211	MCDONALD	BROWN	NARCOTICS	WC	D	06/30/2006	30	1	60
2006-212	MCDONALD	BROWN	OTHER	WC	D	07/26/2006	15	5	165
2006-213	MCDONALD	BROWN	OTHER	WC	D	07/26/2006	15	2	75
2006-214	MCDONALD	BROWN	NARCOTICS	WC	D	07/27/2006	30	2	90
2006-215	MCDONALD	BROWN	NARCOTICS	WC	D	07/27/2006	30	2	90
2006-216	MCGANN	BROWN	GAMBLING	WC	D	07/28/2006	30	0	30
2006-217	MCDONALD	BROWN	NARCOTICS	ED	D	08/09/2006	30	3	120
2006-218	MCDONALD	BROWN	NARCOTICS	WC	D	08/09/2006	30	0	30
2006-219	MCDONALD	BROWN	NARCOTICS	WC	D	08/09/2006	30	2	90
2006-220	MCDONALD	BROWN	NARCOTICS	WC	D	08/09/2006	30	0	30
2006-221	MCGANN	BROWN	GAMBLING	WC	D	08/24/2006	30	0	30
2006-222	MCDONALD	BROWN	NARCOTICS	WC	D	08/24/2006	30	1	60
2006-223	MCDONALD	BROWN	OTHER	WC	D	08/24/2006	15	1	45
2006-224	MCGANN	BROWN	GAMBLING	WC	D	08/24/2006	30	3	120
2006-225	BUCHTER	BROWN	GAMBLING	WC	D	08/31/2006	10	2	70
2006-226	MCDONALD	BROWN	OTHER	WC	D	09/13/2006	24	1	54
2006-227	BUCHTER	BROWN	NARCOTICS	WC	D	09/20/2006	9	0	9
2006-228	MCGANN	BROWN	NARCOTICS	WC	D	09/21/2006	30	0	30
2006-229	MCDONALD	BROWN	NARCOTICS	WC	D	09/21/2006	30	0	30
2006-230	MCGANN	BROWN	NARCOTICS	WC	D	09/21/2006	30	0	30
2006-231	MCGANN	BROWN	NARCOTICS	WC	D	09/21/2006	30	0	30
2006-232	MCDONALD	BROWN	NARCOTICS	WC	D	09/21/2006	30	1	60
2006-233	MCGANN	BROWN	GAMBLING	WS	B	09/21/2006	30	1	60
2006-234	MCGANN	BROWN	GAMBLING	WS	H	09/21/2006	30	1	60
2006-235	MCGANN	BROWN	NARCOTICS	WC	D	09/21/2006	30	1	60
2006-236	MCDONALD	BROWN	NARCOTICS	WC	D	09/21/2006	30	1	60
2006-237	MCGANN	BROWN	NARCOTICS	WC	D	10/04/2006	15	1	45
2006-238	MCGANN	BROWN	NARCOTICS	WC	D	10/04/2006	15	1	45
2006-239	MCDONALD	BROWN	OTHER	WC	D	10/05/2006	30	0	30
2006-240	MCDONALD	BROWN	OTHER	WC	D	10/05/2006	30	0	30

¹ The prosecuting official authorized the filing of the application under provisions of the state's statute. (See Table 1 for this state's statutory citation.)

² Type: WC = Cellular or Mobile Telephone (Wire), WS = Standard Telephone (Wire), WO = Other (Wire), OM = Microphone (Oral), OO = Other (Oral), ED = Digital Pager (Electronic), EE = Computer or E-Mail (Electronic), EF = Fax Machine (Electronic), EO = Other (Electronic).

³ Location: D = Portable Device, H = Personal Residence, B = Business, A = Public Area, O = Other Location, R = Roving (Relaxed Specification Order), N = Not Specified.

* The first four digits of the A.O. number represent the year in which the wiretap was terminated. Wiretaps that were terminated prior to 2007 were not reported previously because they were part of ongoing investigations.

TABLE B-1
STATE NEW YORK

CALENDAR YEAR 2007

REPORT BY PROSECUTORS OF COURT-AUTHORIZED INTERCEPTS OF WIRE, ORAL, OR ELECTRONIC COMMUNICATIONS
PURSUANT TO 18 U.S.C. 2519

A.O. Number *	Number Of Days in Oper- ation ⁴	Average Inter- cepts per Day	Number of ⁵			Costs		Number of					
			Persons Inter- cepted	Intercepts	Incrim- inating Intercepts	Total Cost in \$	Other Than Manpower in \$	Arrests	Trials	Motions to Suppress Intercepts ⁶			Persons Con- victed
										G	D	P	
QUEENS (CONTINUED)													
2006-209	27	189	108	5,100	4,836	5,400	2,700	RELATED TO NO. 2007-6					
2006-210	27	145	84	3,915	3,774	5,400	2,700	RELATED TO NO. 2007-6					
2006-211	55	150	112	8,250	7,968	11,000	5,500	RELATED TO NO. 2007-6					
2006-212	150	26	798	3,902	3,718	30,000	15,000	RELATED TO NO. 2006-194					
2006-213	72	14	492	986	866	14,400	7,200	RELATED TO NO. 2006-194					
2006-214	84	175	288	14,659	13,975	16,800	8,400	RELATED TO NO. 2007-6					
2006-215	84	156	321	13,114	12,309	16,800	8,400	RELATED TO NO. 2007-6					
2006-216	19	2	11	43	4	3,800	1,900	-	-	-	-	-	-
2006-217	104	3	20	340	120	20,800	10,400	RELATED TO NO. 2007-4					
2006-218	15	192	142	2,875	2,231	3,000	1,500	RELATED TO NO. 2007-6					
2006-219	71	154	243	10,934	10,113	14,200	7,100	RELATED TO NO. 2007-6					
2006-220	15	174	114	2,610	2,203	3,000	1,500	RELATED TO NO. 2007-6					
2006-221	29	3	10	76	14	5,800	2,900	-	-	-	-	-	-
2006-222	56	160	147	8,964	8,223	11,200	5,600	RELATED TO NO. 2007-6					
2006-223	42	14	394	582	466	8,400	4,200	RELATED TO NO. 2006-194					
2006-224	112	18	107	1,970	598	22,400	11,200	-	-	-	-	-	-
2006-225	63	28	16	1,767	58	12,600	6,300	RELATED TO NO. 2007-7					
2006-226	52	8	268	403	374	10,400	5,200	RELATED TO NO. 2006-194					
2006-227	8	-	-	-	-	1,600	800	RELATED TO NO. 2006-130					
2006-228	13	2	15	30	10	2,600	1,300	RELATED TO NO. 2007-15					
2006-229	28	176	189	4,922	4,306	5,600	2,80	RELATED TO NO. 2007-6					
2006-230	28	1	15	30	10	5,600	2,800	RELATED TO NO. 2007-15					
2006-231	28	1	15	28	12	5,600	2,800	RELATED TO NO. 2007-15					
2006-232	49	16	102	783	320	9,800	4,900	RELATED TO NO. 2007-4					
2006-233	54	29	205	1,591	27	10,800	5,400	-	-	-	-	-	-
2006-234	54	28	196	1,497	182	10,800	5,400	-	-	-	-	-	-
2006-235	55	5	50	275	100	11,000	5,500	RELATED TO NO. 2007-15					
2006-236	56	99	133	5,568	5,103	11,200	5,600	RELATED TO NO. 2007-6					
2006-237	42	4	33	170	94	8,400	4,200	RELATED TO NO. 2007-15					
2006-238	42	5	40	200	98	8,400	4,20	RELATED TO NO. 2007-15					
2006-239	18	15	105	274	236	3,600	1,800	RELATED TO NO. 2006-194					
2006-240	18	6	64	103	89	3,600	1,800	RELATED TO NO. 2006-194					

⁴ NI indicates never installed. I indicates installed but never used. NP indicates no prosecutor's report.

⁵ NR indicates not reported or could not be determined.

⁶ Motions: G = Granted, D = Denied, P = Pending.

* The first four digits of the A.O. number represent the year in which the wiretap was terminated. Wiretaps that were terminated prior to 2007 were not reported previously because they were part of ongoing investigations.

**TABLE B-1
STATE NEW YORK**

CALENDAR YEAR 2007

**REPORT BY JUDGES OF COURT-AUTHORIZED INTERCEPTS OF WIRE, ORAL, OR ELECTRONIC COMMUNICATIONS
PURSUANT TO 18 U.S.C. 2519**

A.O. Number *	Authorizing Official		Offense Specified	Intercept		Date of Application	Authorized Length		
	Judge	Prosecutor ¹		Type ²	Location ³		Original Order (Days)	Number of Extensions	Total Length (Days)
QUEENS (CONTINUED)									
2006-241	MCDONALD	BROWN	NARCOTICS	WC	D	10/05/2006	30	1	60
2006-242	MCDONALD	BROWN	NARCOTICS	WC	D	10/05/2006	30	0	30
2006-243	MCDONALD	BROWN	NARCOTICS	WC	D	10/16/2006	21	0	21
2006-244	MCDONALD	BROWN	NARCOTICS	WC	D	10/16/2006	21	1	46
2006-245	MCGANN	BROWN	NARCOTICS	WC	D	10/19/2006	30	0	30
2006-246	MCGANN	BROWN	NARCOTICS	WC	D	10/19/2006	30	0	30
2006-247	MCGANN	BROWN	NARCOTICS	WC	D	10/19/2006	30	0	30
2006-248	MCDONALD	BROWN	NARCOTICS	WC	D	10/19/2006	30	1	60
2006-249	MCDONALD	BROWN	OTHER	WC	D	10/27/2006	30	2	60
2006-250	MCDONALD	BROWN	NARCOTICS	WC	D	11/08/2006	25	0	25
2006-251	MCGANN	BROWN	GAMBLING	WC	D	11/15/2006	30	0	30
2006-252	MCDONALD	BROWN	NARCOTICS	WC	D	11/16/2006	30	0	30
2006-253	MCDONALD	BROWN	NARCOTICS	WC	D	11/16/2006	30	0	30
2006-254	BUCHTER	BROWN	LARCENY	WC	D	11/20/2006	30	0	30
2006-255	MCDONALD	BROWN	NARCOTICS	WC	D	11/22/2006	08	1	28
2006-256	MCGANN	BROWN	NARCOTICS	WC	D	12/14/2006	30	0	30
2006-257	MCGANN	BROWN	NARCOTICS	WC	D	12/21/2006	30	0	30
2006-258	MCGANN	BROWN	NARCOTICS	WC	D	12/21/2006	30	0	30
2005-141	MCDONALD	BROWN	NARCOTICS	WC	D	08/25/2004	30	5	180
2005-142	MCDONALD	BROWN	NARCOTICS	WC	D	08/25/2004	30	5	180
2005-143	MCDONALD	BROWN	NARCOTICS	WC	D	09/08/2004	30	5	180
2005-144	MCDONALD	BROWN	NARCOTICS	WC	D	10/21/2004	30	2	90
2005-145	MCDONALD	BROWN	NARCOTICS	WC	D	11/04/2004	30	3	120
2005-146	MCDONALD	BROWN	NARCOTICS	WC	D	11/18/2004	30	3	120
2005-147	MCDONALD	BROWN	NARCOTICS	WC	D	11/18/2004	30	10	330
2005-148	MCDONALD	BROWN	NARCOTICS	WC	D	11/18/2004	30	10	330
2005-149	MCDONALD	BROWN	NARCOTICS	WC	D	11/24/2004	30	2	90
2005-150	MCDONALD	BROWN	NARCOTICS	WC	D	12/16/2004	30	5	180
2005-151	MCDONALD	BROWN	NARCOTICS	WC	D	02/09/2005	30	0	30
2005-152	MCDONALD	BROWN	NARCOTICS	WC	D	02/09/2005	30	4	150
2005-153	MCDONALD	BROWN	NARCOTICS	WC	D	03/10/2005	30	1	60
2005-154	MCDONALD	BROWN	NARCOTICS	WC	D	03/10/2005	30	1	60

¹ The prosecuting official authorized the filing of the application under provisions of the state's statute. (See Table 1 for this state's statutory citation.)

² Type: WC = Cellular or Mobile Telephone (Wire), WS = Standard Telephone (Wire), WO = Other (Wire), OM = Microphone (Oral), OO = Other (Oral), ED = Digital Pager (Electronic), EE = Computer or E-Mail (Electronic), EF = Fax Machine (Electronic), EO = Other (Electronic).

³ Location: D = Portable Device, H = Personal Residence, B = Business, A = Public Area, O = Other Location, R = Roving (Relaxed Specification Order), N = Not Specified.

* The first four digits of the A.O. number represent the year in which the wiretap was terminated. Wiretaps that were terminated prior to 2007 were not reported previously because they were part of ongoing investigations.

TABLE B-1
STATE NEW YORK

CALENDAR YEAR 2007

**REPORT BY PROSECUTORS OF COURT-AUTHORIZED INTERCEPTS OF WIRE, ORAL, OR ELECTRONIC COMMUNICATIONS
PURSUANT TO 18 U.S.C. 2519**

A.O. Number *	Number Of Days in Oper- ation ⁴	Average Inter- cepts per Day	Number of ⁵			Costs		Number of					
			Persons Inter- cepted	Intercepts	Incrim- inating Intercepts	Total Cost in \$	Other Than Manpower in \$	Arrests	Trials	Motions to Suppress Intercepts ⁶			Persons Con- victed
										G	D	P	
QUEENS (CONTINUED)													
2006-241	35	160	135	5,612	5,002	7,000	3,500	RELATED TO NO. 2007-6					
2006-242	20	142	95	2,833	2,304	4,000	2,000	RELATED TO NO. 2007-6					
2006-243	21	20	8	420	105	4,200	2,100	RELATED TO NO. 2006-130					
2006-244	46	20	13	920	230	9,200	4,600	RELATED TO NO. 2006-130					
2006-245	14	6	11	78	40	2,800	1,400	RELATED TO NO. 2007-15					
2006-246	27	5	21	126	77	5,400	2,700	RELATED TO NO. 2007-15					
2006-247	27	10	16	264	112	5,400	2,700	RELATED TO NO. 2007-15					
2006-248	56	157	142	8,794	8,032	11,200	5,600	RELATED TO NO. 2007-6					
2006-249	54	18	586	994	870	10,800	5,400	RELATED TO NO. 2006-194					
2006-250	25	20	8	500	125	5,000	2,500	RELATED TO NO. 2006-130					
2006-251	29	-	5	7	-	5,800	2,900	-	-	-	-	-	-
2006-252	28	131	113	3,665	3,302	5,600	2,800	RELATED TO NO. 2007-6					
2006-253	28	150	86	4,190	3,887	5,600	2,800	RELATED TO NO. 2007-6					
2006-254	I	-	-	-	-	200	100	RELATED TO NO. 2007-7					
2006-255	28	20	10	560	115	5,600	2,800	RELATED TO NO. 2006-130					
2006-256	7	5	16	33	14	1,400	700	RELATED TO NO. 2007-15					
2006-257	7	3	7	22	12	1,400	700	RELATED TO NO. 2007-15					
2006-258	7	6	9	39	14	1,400	700	RELATED TO NO. 2007-15					
2005-141	168	155	287	26,040	24,397	33,600	16,800	RELATED TO NO. 2007-6					
2005-142	168	150	253	25,233	23,902	33,600	16,800	RELATED TO NO. 2007-6					
2005-143	134	170	342	22,780	19,656	26,800	13,400	RELATED TO NO. 2007-6					
2005-144	84	168	213	14,132	13,078	16,800	8,400	RELATED TO NO. 2007-6					
2005-145	77	142	231	10,934	10,212	15,400	7,700	RELATED TO NO. 2007-6					
2005-146	112	160	315	17,920	15,877	22,400	11,200	RELATED TO NO. 2007-6					
2005-147	294	160	434	47,040	45,109	58,800	29,400	RELATED TO NO. 2007-6					
2005-148	294	191	488	56,073	51,694	58,800	29,400	RELATED TO NO. 2007-6					
2005-149	63	164	133	10,314	929	12,600	6,300	RELATED TO NO. 2007-6					
2005-150	153	160	233	24,480	22,431	30,600	15,300	RELATED TO NO. 2007-6					
2005-151	15	142	87	2,137	1,945	3,000	1,500	RELATED TO NO. 2007-6					
2005-152	113	154	214	17,402	16,067	22,600	11,300	RELATED TO NO. 2007-6					
2005-153	21	221	94	4,650	4,465	4,200	2,100	RELATED TO NO. 2007-6					
2005-154	42	135	89	5,690	5,143	8,400	4,200	RELATED TO NO. 2007-6					

⁴ NI indicates never installed. I indicates installed but never used. NP indicates no prosecutor's report.

⁵ NR indicates not reported or could not be determined.

⁶ Motions: G = Granted, D = Denied, P = Pending.

* The first four digits of the A.O. number represent the year in which the wiretap was terminated. Wiretaps that were terminated prior to 2007 were not reported previously because they were part of ongoing investigations.

TABLE B-1
STATE NEW YORK

CALENDAR YEAR 2007

**REPORT BY JUDGES OF COURT-AUTHORIZED INTERCEPTS OF WIRE, ORAL, OR ELECTRONIC COMMUNICATIONS
PURSUANT TO 18 U.S.C. 2519**

A.O. Number *	Authorizing Official		Offense Specified	Intercept		Date of Application	Authorized Length		
	Judge	Prosecutor ¹		Type ²	Location ³		Original Order (Days)	Number of Extensions	Total Length (Days)
QUEENS (CONTINUED)									
2005-155	MCDONALD	BROWN	NARCOTICS	WC	D	03/29/2005	30	0	30
2005-156	MCDONALD	BROWN	NARCOTICS	WC	D	03/29/2005	30	0	30
2005-157	MCDONALD	BROWN	NARCOTICS	WC	D	03/29/2005	30	0	30
2005-158	MCDONALD	BROWN	NARCOTICS	WC	D	03/29/2005	30	3	120
2005-159	MCDONALD	BROWN	NARCOTICS	WC	D	04/13/2005	30	0	30
2005-160	MCDONALD	BROWN	NARCOTICS	WC	D	04/13/2005	30	3	120
2005-161	MCDONALD	BROWN	NARCOTICS	WC	D	04/21/2005	30	1	60
2005-162	MCDONALD	BROWN	NARCOTICS	WC	D	04/21/2005	30	5	180
2005-163	BUTCHER	BROWN	NARCOTICS	WS	B	05/16/2005	30	3	120
2005-164	BUTCHER	BROWN	NARCOTICS	WS	H	05/16/2005	30	3	120
2005-165	MCDONALD	BROWN	NARCOTICS	WC	D	05/18/2005	30	0	30
2005-166	MCDONALD	BROWN	NARCOTICS	WC	D	05/18/2005	30	0	30
2005-167	MCDONALD	BROWN	NARCOTICS	WC	D	05/18/2005	30	0	30
2005-168	MCDONALD	BROWN	NARCOTICS	WC	D	05/18/2005	30	0	30
2005-169	MCDONALD	BROWN	NARCOTICS	WC	D	05/18/2005	30	0	30
2005-170	MCDONALD	BROWN	NARCOTICS	WC	D	05/18/2005	30	4	150
2005-171	BUTCHER	BROWN	NARCOTICS	WC	D	06/09/2005	30	2	90
2005-172	MCDONALD	BROWN	NARCOTICS	WC	D	06/30/2005	30	0	30
2005-173	MCDONALD	BROWN	NARCOTICS	WC	D	06/30/2005	30	3	120
2005-174	MCDONALD	BROWN	NARCOTICS	WC	D	06/30/2005	30	1	60
2005-175	MCDONALD	BROWN	NARCOTICS	WC	D	07/14/2005	30	1	60
2005-176	MCDONALD	BROWN	NARCOTICS	WC	D	07/14/2005	30	2	90
2005-177	MCDONALD	BROWN	NARCOTICS	WC	D	07/14/2005	30	5	180
2005-178	MCDONALD	BROWN	NARCOTICS	WC	D	07/27/2005	30	0	30
2005-179	MCDONALD	BROWN	NARCOTICS	WC	D	07/27/2005	30	3	120
2005-180	MCDONALD	BROWN	NARCOTICS	WC	D	08/11/2005	30	0	30
2005-181	MCDONALD	BROWN	NARCOTICS	WC	D	08/11/2005	30	1	60
2005-182	MCDONALD	BROWN	NARCOTICS	WC	D	08/24/2005	30	0	30
2005-183	MCDONALD	BROWN	NARCOTICS	WC	D	08/24/2005	30	1	60
2005-184	MCDONALD	BROWN	NARCOTICS	WC	D	09/08/2005	30	0	30
2005-185	MCDONALD	BROWN	NARCOTICS	WC	D	09/08/2005	30	1	60

¹ The prosecuting official authorized the filing of the application under provisions of the state's statute. (See Table 1 for this state's statutory citation.)

² Type: WC = Cellular or Mobile Telephone (Wire), WS = Standard Telephone (Wire), WO = Other (Wire), OM = Microphone (Oral), OO = Other (Oral), ED = Digital Pager (Electronic), EE = Computer or E-Mail (Electronic), EF = Fax Machine (Electronic), EO = Other (Electronic).

³ Location: D = Portable Device, H = Personal Residence, B = Business, A = Public Area, O = Other Location, R = Roving (Relaxed Specification Order), N = Not Specified.

* The first four digits of the A.O. number represent the year in which the wiretap was terminated. Wiretaps that were terminated prior to 2007 were not reported previously because they were part of ongoing investigations.

TABLE B-1
STATE NEW YORK

CALENDAR YEAR 2007

**REPORT BY PROSECUTORS OF COURT-AUTHORIZED INTERCEPTS OF WIRE, ORAL, OR ELECTRONIC COMMUNICATIONS
PURSUANT TO 18 U.S.C. 2519**

A.O. Number *	Number Of Days in Oper- ation ⁴	Average Inter- cepts per Day	Number of ⁵			Costs		Number of					
			Persons Inter- cepted	Intercepts	Incrim- inating Intercepts	Total Cost in \$	Other Than Manpower in \$	Arrests	Trials	Motions to Suppress Intercepts ⁶			Persons Con- victed
										G	D	P	
QUEENS (CONTINUED)													
2005-155	3	129	83	387	343	600	300	RELATED TO NO. 2007-6					
2005-156	3	10	5	30	24	600	300	RELATED TO NO. 2007-6					
2005-157	22	153	157	3,362	3,121	4,400	2,200	RELATED TO NO. 2007-6					
2005-158	107	165	463	17,655	16,544	21,400	10,700	RELATED TO NO. 2007-6					
2005-159	16	167	85	2,672	2,412	3,200	1,600	RELATED TO NO. 2007-6					
2005-160	92	214	453	19,688	18,323	18,400	9,200	RELATED TO NO. 2007-6					
2005-161	56	163	178	9,128	8,564	11,200	5,600	RELATED TO NO. 2007-6					
2005-162	168	169	513	28,438	26,859	33,600	16,800	RELATED TO NO. 2007-6					
2005-163	119	12	57	1,418	36	23,800	11,900	RELATED TO NO. 2006-130					
2005-164	119	4	10	500	37	23,800	11,900	RELATED TO NO. 2006-130					
2005-165	15	125	86	1,875	1,656	3,000	1,500	RELATED TO NO. 2007-6					
2005-166	29	140	152	4,071	3,887	5,800	2,900	RELATED TO NO. 2007-6					
2005-167	29	134	131	3,881	3,279	5,800	2,900	RELATED TO NO. 2007-6					
2005-168	29	113	112	3,284	3,076	5,800	2,900	RELATED TO NO. 2007-6					
2005-169	29	124	88	3,596	3,511	5,800	2,900	RELATED TO NO. 2007-6					
2005-170	141	175	318	24,685	23,837	28,200	14,100	RELATED TO NO. 2007-6					
2005-171	89	8	14	702	175	17,800	8,900	RELATED TO NO. 2007-6					
2005-172	14	108	93	1,514	1,311	2,800	1,400	RELATED TO NO. 2007-6					
2005-173	77	150	415	11,550	10,664	15,400	7,700	RELATED TO NO. 2007-6					
2005-174	30	151	117	4,534	4,431	6,000	3,000	RELATED TO NO. 2007-6					
2005-175	56	150	237	8,422	8,107	11,200	5,600	RELATED TO NO. 2007-6					
2005-176	72	155	295	11,160	10,698	14,400	7,200	RELATED TO NO. 2007-6					
2005-177	161	210	502	33,810	31,195	32,200	16,100	RELATED TO NO. 2007-6					
2005-178	14	133	93	1,857	1,610	2,800	1,400	RELATED TO NO. 2007-6					
2005-179	99	160	317	15,840	13,482	19,800	9,900	RELATED TO NO. 2007-6					
2005-180	28	146	102	4,088	3,632	5,600	2,800	RELATED TO NO. 2007-6					
2005-181	35	145	83	5,075	4,518	7,000	3,500	RELATED TO NO. 2007-6					
2005-182	15	151	84	2,264	2,054	3,000	1,500	RELATED TO NO. 2007-6					
2005-183	31	122	102	3,780	3,122	6,200	3,100	RELATED TO NO. 2007-6					
2005-184	28	145	102	4,060	3,665	5,600	2,800	RELATED TO NO. 2007-6					
2005-185	56	138	96	7,728	7,203	11,200	5,600	RELATED TO NO. 2007-6					

⁴ NI indicates never installed. I indicates installed but never used. NP indicates no prosecutor's report.

⁵ NR indicates not reported or could not be determined.

⁶ Motions: G = Granted, D = Denied, P = Pending.

* The first four digits of the A.O. number represent the year in which the wiretap was terminated. Wiretaps that were terminated prior to 2007 were not reported previously because they were part of ongoing investigations.

TABLE B-1
STATE NEW YORK

CALENDAR YEAR 2007

**REPORT BY JUDGES OF COURT-AUTHORIZED INTERCEPTS OF WIRE, ORAL, OR ELECTRONIC COMMUNICATIONS
PURSUANT TO 18 U.S.C. 2519**

A.O. Number *	Authorizing Official		Offense Specified	Intercept		Date of Application	Authorized Length		
	Judge	Prosecutor ¹		Type ²	Location ³		Original Order (Days)	Number of Extensions	Total Length (Days)
QUEENS (CONTINUED)									
2005-186	MCDONALD	BROWN	NARCOTICS	WC	D	09/12/2005	30	1	60
2005-187	MCDONALD	BROWN	NARCOTICS	WC	D	09/19/2005	30	0	30
2005-188	MCDONALD	BROWN	NARCOTICS	WC	D	09/19/2005	30	0	30
2005-189	MCDONALD	BROWN	NARCOTICS	WC	D	09/19/2005	30	1	60
2005-190	MCDONALD	BROWN	NARCOTICS	WC	D	09/20/2005	22	1	52
2005-191	MCDONALD	BROWN	NARCOTICS	WC	D	09/20/2005	22	1	52
2005-192	MCGANN	BROWN	GAMBLING	WC	D	09/27/2005	30	1	60
2005-193	MCDONALD	BROWN	NARCOTICS	WC	D	09/28/2005	30	0	30
2005-194	MCDONALD	BROWN	NARCOTICS	WC	D	09/28/2005	30	2	90
2005-195	MCDONALD	BROWN	NARCOTICS	WC	D	10/06/2005	30	0	30
2005-196	MCDONALD	BROWN	NARCOTICS	WS	H	10/06/2005	30	2	90
2005-197	MCDONALD	BROWN	NARCOTICS	WC	D	10/06/2005	30	2	90
2005-198	MCDONALD	BROWN	NARCOTICS	WC	D	10/06/2005	30	2	90
2005-199	MCDONALD	BROWN	NARCOTICS	WC	D	10/06/2005	30	3	120
2005-200	MCGANN	BROWN	GAMBLING	WC	D	10/07/2005	30	0	30
2005-201	MCDONALD	BROWN	NARCOTICS	WC	D	10/19/2005	30	0	30
2005-202	MCDONALD	BROWN	NARCOTICS	WC	D	10/19/2005	30	0	30
2005-203	MCDONALD	BROWN	NARCOTICS	WC	D	11/03/2005	30	0	30
2005-204	MCDONALD	BROWN	NARCOTICS	WC	D	11/03/2005	30	0	30
2005-205	MCDONALD	BROWN	NARCOTICS	WC	D	11/03/2005	30	0	30
2005-206	MCDONALD	BROWN	NARCOTICS	WC	D	11/03/2005	30	1	60
2005-207	MCDONALD	BROWN	NARCOTICS	WC	D	11/03/2005	30	1	60
2005-208	MCGANN	BROWN	GAMBLING	WC	D	11/17/2005	30	0	30
2005-209	MCDONALD	BROWN	NARCOTICS	WC	D	12/01/2005	30	0	30
2005-210	MCDONALD	BROWN	NARCOTICS	WC	D	12/01/2005	30	0	30
2004-201	MCDONALD	BROWN	NARCOTICS	WC	D	10/07/2003	30	5	180
2004-202	MCDONALD	BROWN	NARCOTICS	WC	D	11/19/2003	30	12	390
2004-203	MCDONALD	BROWN	NARCOTICS	WC	D	01/21/2004	30	5	180
2004-204	MCDONALD	BROWN	NARCOTICS	WC	D	01/21/2004	30	0	30
2004-205	MCDONALD	BROWN	NARCOTICS	WC	D	01/21/2004	30	8	270
2004-206	MCDONALD	BROWN	NARCOTICS	WC	D	02/19/2004	30	3	120
2004-207	MCDONALD	BROWN	NARCOTICS	WC	D	03/18/2004	30	5	180

¹ The prosecuting official authorized the filing of the application under provisions of the state's statute. (See Table 1 for this state's statutory citation.)

² Type: WC = Cellular or Mobile Telephone (Wire), WS = Standard Telephone (Wire), WO = Other (Wire), OM = Microphone (Oral), OO = Other (Oral), ED = Digital Pager (Electronic), EE = Computer or E-Mail (Electronic), EF = Fax Machine (Electronic), EO = Other (Electronic).

³ Location: D = Portable Device, H = Personal Residence, B = Business, A = Public Area, O = Other Location, R = Roving (Relaxed Specification Order), N = Not Specified.

* The first four digits of the A.O. number represent the year in which the wiretap was terminated. Wiretaps that were terminated prior to 2007 were not reported previously because they were part of ongoing investigations.

TABLE B-1
STATE NEW YORK

CALENDAR YEAR 2007

**REPORT BY PROSECUTORS OF COURT-AUTHORIZED INTERCEPTS OF WIRE, ORAL, OR ELECTRONIC COMMUNICATIONS
PURSUANT TO 18 U.S.C. 2519**

A.O. Number *	Number Of Days in Oper- ation ⁴	Average Inter- cepts per Day	Number of ⁵			Costs		Number of						
			Persons Inter- cepted	Intercepts	Incrim- inating Intercepts	Total Cost in \$	Other Than Manpower in \$	Arrests	Trials	Motions to Suppress Intercepts ⁶			Persons Con- victed	
										G	D	P		
QUEENS (CONTINUED)														
2005-186	38	11	25	401	102	7,600	3,800	RELATED TO NO. 2007-4						
2005-187	17	142	53	2,421	2,013	3,400	1,700	RELATED TO NO. 2007-6						
2005-188	17	119	78	2,029	1,943	3,400	1,700	RELATED TO NO. 2007-6						
2005-189	45	152	163	6,840	6,493	9,000	4,500	RELATED TO NO. 2007-6						
2005-190	44	19	42	823	431	8,800	4,400	RELATED TO NO. 2007-4						
2005-191	44	1	10	40	30	8,800	4,400	RELATED TO NO. 2007-4						
2005-192	51	6	15	325	41	10,200	5,100	-	-	-	-	-	-	
2005-193	I	-	-	-	-	-	-	RELATED TO NO. 2007-6						
2005-194	64	180	403	11,520	10,129	12,800	6,400	RELATED TO NO. 2007-6						
2005-195	28	157	112	4,397	4,021	5,600	2,800	RELATED TO NO. 2007-6						
2005-196	77	4	30	334	65	15,400	7,700	RELATED TO NO. 2007-4						
2005-197	77	153	144	11,786	10,558	15,400	7,700	RELATED TO NO. 2007-6						
2005-198	77	148	297	11,412	10,868	15,400	7,700	RELATED TO NO. 2007-6						
2005-199	82	150	351	12,303	10,254	16,400	8,200	RELATED TO NO. 2007-6						
2005-200	17	32	5	540	9	3,400	1,700	-	-	-	-	-	-	
2005-201	15	170	82	2,550	2,076	3,000	1,500	RELATED TO NO. 2007-6						
2005-202	15	193	103	2,892	2,403	3,000	1,500	RELATED TO NO. 2007-6						
2005-203	28	180	203	5,033	4,817	5,600	2,800	RELATED TO NO. 2007-6						
2005-204	28	160	106	4,480	4,014	5,600	2,800	RELATED TO NO. 2007-6						
2005-205	28	153	176	4,287	3,959	5,600	2,800	RELATED TO NO. 2007-6						
2005-206	49	170	162	8,330	8,223	9,800	4,900	RELATED TO NO. 2007-6						
2005-207	49	150	244	7,355	7,048	9,800	4,900	RELATED TO NO. 2007-6						
2005-208	29	27	10	770	41	5,800	2,900	-	-	-	-	-	-	
2005-209	21	160	88	3,360	3,021	4,200	2,100	RELATED TO NO. 2007-6						
2005-210	21	137	102	2,887	2,676	4,200	2,100	RELATED TO NO. 2007-6						
2004-201	128	50	120	6,400	5,815	25,600	12,800	RELATED TO NO. 2007-6						
2004-202	317	153	1,216	48,512	39,710	63,400	31,700	RELATED TO NO. 2007-6						
2004-203	170	125	230	21,250	19,413	34,000	17,000	RELATED TO NO. 2007-6						
2004-204	22	15	25	330	291	4,400	2,200	RELATED TO NO. 2007-6						
2004-205	246	150	815	36,900	31,927	49,200	24,600	RELATED TO NO. 2007-6						
2004-206	112	160	320	17,920	16,210	22,400	11,200	RELATED TO NO. 2007-6						
2004-207	160	155	215	24,800	21,945	32,000	16,000	RELATED TO NO. 2007-6						

⁴ NI indicates never installed. I indicates installed but never used. NP indicates no prosecutor's report.

⁵ NR indicates not reported or could not be determined.

⁶ Motions: G = Granted, D = Denied, P = Pending.

* The first four digits of the A.O. number represent the year in which the wiretap was terminated. Wiretaps that were terminated prior to 2007 were not reported previously because they were part of ongoing investigations.

TABLE B-1
STATE NEW YORK

CALENDAR YEAR 2007

**REPORT BY JUDGES OF COURT-AUTHORIZED INTERCEPTS OF WIRE, ORAL, OR ELECTRONIC COMMUNICATIONS
PURSUANT TO 18 U.S.C. 2519**

A.O. Number *	Authorizing Official		Offense Specified	Intercept		Date of Application	Authorized Length		
	Judge	Prosecutor ¹		Type ²	Location ³		Original Order (Days)	Number of Extensions	Total Length (Days)
QUEENS (CONTINUED)									
2004-208	MCDONALD	BROWN	NARCOTICS	WC	D	04/28/2004	30	2	90
2004-209	MCDONALD	BROWN	NARCOTICS	WC	D	06/10/2004	30	1	60
2004-210	MCDONALD	BROWN	NARCOTICS	WC	D	06/10/2004	30	2	90
2004-211	MCDONALD	BROWN	NARCOTICS	WC	D	06/10/2004	30	2	90
2004-212	MCDONALD	BROWN	NARCOTICS	WC	D	06/24/2004	30	0	30
2004-213	MCDONALD	BROWN	NARCOTICS	WC	D	07/08/2004	30	2	90
2004-214	MCDONALD	BROWN	NARCOTICS	WC	D	08/05/2004	30	0	30
2004-215	MCDONALD	BROWN	NARCOTICS	WC	D	08/05/2004	30	0	30
2004-216	MCDONALD	BROWN	NARCOTICS	WC	D	08/05/2004	30	2	90
2004-217	MCDONALD	BROWN	NARCOTICS	WC	D	08/05/2004	30	2	90
2004-218	MCDONALD	BROWN	NARCOTICS	WC	D	09/08/2004	30	1	60
2004-219	MCDONALD	BROWN	NARCOTICS	WC	D	09/23/2004	30	1	60
2004-220	MCDONALD	BROWN	NARCOTICS	WC	D	10/21/2004	30	1	60
2004-221	MCDONALD	BROWN	NARCOTICS	WC	D	10/21/2004	30	1	60
2004-222	MCDONALD	BROWN	NARCOTICS	WC	D	10/21/2004	30	1	60
2004-223	MCDONALD	BROWN	NARCOTICS	WC	D	10/21/2004	30	1	60
2004-224	MCDONALD	BROWN	NARCOTICS	WC	D	11/04/2004	30	0	30
RICHMOND									
2007-1	GIGANTE	DONOVAN	ROBBERY	WC	D	05/25/2007	30	3	120
2007-2	MALTESE	DONOVAN	ROBBERY	WC	D	08/24/2007	30	1	60
ROCKLAND									
2007-1	NELSON	BONGIORNO	NARCOTICS	WC	D	11/08/2006	30	1	60
2007-2	KELLY	BONGIORNO	NARCOTICS	WC	D	12/13/2006	30	1	60
2007-3	NELSON	BONGIORNO	NARCOTICS	WC	D	12/15/2006	30	0	30
2007-4	NELSON	BONGIORNO	NARCOTICS	WC	D	01/12/2007	30	3	120
2007-5	APOTHIKER	BONGIORNO	NARCOTICS	WS,WC	H,D	01/26/2007	30	1	60
2007-6	BARTLETT	BONGIORNO	NARCOTICS	WC	D	02/06/2007	30	1	60
2007-7	ALFIERI	BONGIORNO	NARCOTICS	WC	D	03/06/2007	30	0	30
2007-8	ALFIERI	BONGIORNO	NARCOTICS	WC	D	04/04/2007	30	0	30
2007-9	ALFIERI	BONGIORNO	NARCOTICS	WC	D	04/04/2007	30	0	30
2007-10	ALFIERI	BONGIORNO	NARCOTICS	WC	D	04/04/2007	30	0	30
2007-11	ALFIERI	BONGIORNO	NARCOTICS	WC	D	05/07/2007	30	0	30

¹ The prosecuting official authorized the filing of the application under provisions of the state's statute. (See Table 1 for this state's statutory citation.)

² Type: WC = Cellular or Mobile Telephone (Wire), WS = Standard Telephone (Wire), WO = Other (Wire), OM = Microphone (Oral), OO = Other (Oral), ED = Digital Pager (Electronic), EE = Computer or E-Mail (Electronic), EF = Fax Machine (Electronic), EO = Other (Electronic).

³ Location: D = Portable Device, H = Personal Residence, B = Business, A = Public Area, O = Other Location, R = Roving (Relaxed Specification Order), N = Not Specified.

* The first four digits of the A.O. number represent the year in which the wiretap was terminated. Wiretaps that were terminated prior to 2007 were not reported previously because they were part of ongoing investigations.

TABLE B-1
STATE NEW YORK

CALENDAR YEAR 2007

**REPORT BY PROSECUTORS OF COURT-AUTHORIZED INTERCEPTS OF WIRE, ORAL, OR ELECTRONIC COMMUNICATIONS
PURSUANT TO 18 U.S.C. 2519**

A.O. Number *	Number Of Days in Oper- ation ⁴	Average Inter- cepts per Day	Number of ⁵			Costs		Number of						
			Persons Inter- cepted	Intercepts	Incrim- inating Intercepts	Total Cost in \$	Other Than Manpower in \$	Arrests	Trials	Motions to Suppress Intercepts ⁶			Persons Con- victed	
										G	D	P		
QUEENS (CONTINUED)														
2004-208	71	125	112	8,875	6,914	14,200	7,100	RELATED TO NO. 2007-6						
2004-209	42	150	115	6,311	5,890	8,400	4,200	RELATED TO NO. 2007-6						
2004-210	76	110	95	8,360	7,942	15,200	7,600	RELATED TO NO. 2007-6						
2004-211	76	126	162	9,586	8,797	15,200	7,600	RELATED TO NO. 2007-6						
2004-212	14	50	52	700	489	2,800	1,400	RELATED TO NO. 2007-6						
2004-213	77	165	142	12,705	11,690	15,400	7,700	RELATED TO NO. 2007-6						
2004-214	20	110	45	2,190	1,976	4,000	2,000	RELATED TO NO. 2007-6						
2004-215	20	96	61	1,914	1,754	4,000	2,000	RELATED TO NO. 2007-6						
2004-216	70	165	242	11,550	10,921	14,000	7,000	RELATED TO NO. 2007-6						
2004-217	77	112	130	8,624	8,102	15,400	7,700	RELATED TO NO. 2007-6						
2004-218	36	124	86	4,474	4,135	7,200	3,600	RELATED TO NO. 2007-6						
2004-219	47	135	89	6,344	5,912	9,400	4,700	RELATED TO NO. 2007-6						
2004-220	19	111	142	2,113	1,984	3,800	1,900	RELATED TO NO. 2007-6						
2004-221	19	120	132	2,289	2,067	3,800	1,900	RELATED TO NO. 2007-6						
2004-222	19	190	112	3,617	3,465	3,800	1,900	RELATED TO NO. 2007-6						
2004-223	19	150	57	2,858	2,498	3,800	1,900	RELATED TO NO. 2007-6						
2004-224	14	92	76	1,295	1,012	2,800	1,400	RELATED TO NO. 2007-6						
RICHMOND														
2007-1	116	66	115	7,621	400	271,247	19,647	3	-	-	-	-	-	
2007-2	60	70	88	4,186	127	RELATED TO NO. 2007-1		RELATED TO NO. 2007-1						
ROCKLAND														
2007-1	58	26	1	1,483	463	430,000	30,000	45	-	-	-	-	45	
2007-2	49	36	1	1,788	91	RELATED TO NO. 2007-1		RELATED TO NO. 2007-1						
2007-3	30	5	12	140	15	36,400	4,000	-	-	-	-	-	-	
2007-4	116	28	1	3,274	1,136	RELATED TO NO. 2007-1		RELATED TO NO. 2007-1						
2007-5	51	22	1	1,129	67	RELATED TO NO. 2007-1		RELATED TO NO. 2007-1						
2007-6	58	58	1	3,389	147	RELATED TO NO. 2007-1		RELATED TO NO. 2007-1						
2007-7	28	14	1	405	15	RELATED TO NO. 2007-1		RELATED TO NO. 2007-1						
2007-8	30	84	1	2,515	620	RELATED TO NO. 2007-1		RELATED TO NO. 2007-1						
2007-9	30	120	1	3,588	1,312	RELATED TO NO. 2007-1		RELATED TO NO. 2007-1						
2007-10	30	10	1	289	80	RELATED TO NO. 2007-1		RELATED TO NO. 2007-1						
2007-11	30	25	1	752	34	RELATED TO NO. 2007-1		RELATED TO NO. 2007-1						

⁴ NI indicates never installed. I indicates installed but never used. NP indicates no prosecutor's report.

⁵ NR indicates not reported or could not be determined.

⁶ Motions: G = Granted, D = Denied, P = Pending.

* The first four digits of the A.O. number represent the year in which the wiretap was terminated. Wiretaps that were terminated prior to 2007 were not reported previously because they were part of ongoing investigations.

REPORT BY JUDGES OF COURT-AUTHORIZED INTERCEPTS OF WIRE, ORAL, OR ELECTRONIC COMMUNICATIONS
PURSUANT TO 18 U.S.C. 2519

A.O. Number *	Authorizing Official		Offense Specified	Intercept		Date of Application	Authorized Length		
	Judge	Prosecutor ¹		Type ²	Location ³		Original Order (Days)	Number of Extensions	Total Length (Days)
ROCKLAND (CONTINUED)									
2007-12	ALFIERI	BONGIORNO	NARCOTICS	WC	D	05/16/2007	30	0	30
2007-13	ALFIERI	BONGIORNO	NARCOTICS	WC	D	06/05/2007	30	1	60
2007-14	ALFIERI	BONGIORNO	NARCOTICS	WC	D	06/19/2007	30	0	30
2007-15	ALFIERI	BONGIORNO	NARCOTICS	WC	D	06/20/2007	30	0	30
2007-16	ALFIERI	BONGIORNO	NARCOTICS	WC	D	07/20/2007	30	0	30
SARATOGA									
2007-1	SCARANO	MURPHY	GAMBLING	WC	D	01/17/2007	30	2	90
SCHENECTADY									
2007-1	REILLY	CARNEY	NARCOTICS	OM	O	03/07/2007	30	0	30
STATE ATTORNEY GENERAL									
2007-1	MALONE	SPITZER	LARCENY	WC,WS	R,B	08/24/2006	30	9	300
2007-2	COVELLO	CUOMO	NARCOTICS	WC	D	08/30/2006	30	19	374
2006-1	RIVERA	SPITZER	LARCENY	WC,WS,EF	D,H,B	08/08/2006	30	3	120
SUFFOLK									
2007-1	GAZZILLO	SPOTA	NARCOTICS	WC	D	09/21/2006	30	7	240
2007-2	HUDSON	SPOTA	NARCOTICS	WC	D	10/13/2006	30	3	120
2007-3	HUDSON	SPOTA	NARCOTICS	WC	D	11/13/2006	30	5	180
2007-4	HUDSON	SPOTA	NARCOTICS	WC	D	12/04/2006	30	5	150
2007-5	HUDSON	SPOTA	NARCOTICS	WC	D	12/04/2006	30	1	60
2007-6	HUDSON	SPOTA	NARCOTICS	WS	D	12/08/2006	30	0	30
2007-7	HUDSON	SPOTA	CONSPIRACY	WC	D	12/29/2006	30	2	90
2007-8	HUDSON	SPOTA	CONSPIRACY	WC	D	01/02/2007	30	2	90
2007-9	HUDSON	SPOTA	NARCOTICS	WC	D	01/03/2007	30	2	90
2007-10	HUDSON	SPOTA	NARCOTICS	WC	D	01/03/2007	30	4	120
2007-11	HUDSON	SPOTA	NARCOTICS	WC	D	01/03/2007	30	1	60
2007-12	HUDSON	SPOTA	NARCOTICS	WC	D	01/12/2007	30	1	60
2007-13	HUDSON	SPOTA	NARCOTICS	WC	D	01/12/2007	30	1	60
2007-14	HUDSON	SPOTA	NARCOTICS	WC	D	01/12/2007	30	3	120
2007-15	HUDSON	BUONORA	NARCOTICS	WC	D	01/21/2007	30	3	90
2007-16	HUDSON	BUONORA	NARCOTICS	WC	D	01/25/2007	30	1	60
2007-17	HUDSON	SPOTA	NARCOTICS	WC	D	03/08/2007	30	1	60
2007-18	HUDSON	SPOTA	NARCOTICS	WC	D	03/08/2007	30	0	30

¹ The prosecuting official authorized the filing of the application under provisions of the state's statute. (See Table 1 for this state's statutory citation.)² Type: WC = Cellular or Mobile Telephone (Wire), WS = Standard Telephone (Wire), WO = Other (Wire), OM = Microphone (Oral), OO = Other (Oral), ED = Digital Pager (Electronic), EE = Computer or E-Mail (Electronic), EF = Fax Machine (Electronic), EO = Other (Electronic).³ Location: D = Portable Device, H = Personal Residence, B = Business, A = Public Area, O = Other Location, R = Roving (Relaxed Specification Order), N = Not Specified.

* The first four digits of the A.O. number represent the year in which the wiretap was terminated. Wiretaps that were terminated prior to 2007 were not reported previously because they were part of ongoing investigations.

TABLE B-1
STATE NEW YORK

CALENDAR YEAR 2007

**REPORT BY PROSECUTORS OF COURT-AUTHORIZED INTERCEPTS OF WIRE, ORAL, OR ELECTRONIC COMMUNICATIONS
PURSUANT TO 18 U.S.C. 2519**

A.O. Number *	Number Of Days in Oper- ation ⁴	Average Inter- cepts per Day	Number of ⁵			Costs		Number of						
			Persons Inter- cepted	Intercepts	Incrim- inating Intercepts	Total Cost in \$	Other Than Manpower in \$	Arrests	Trials	Motions to Suppress Intercepts ⁶			Persons Con- victed	
										G	D	P		
ROCKLAND (CONTINUED)														
2007-12	26	153	1	3,986	185	RELATED TO NO. 2007-1		RELATED TO NO. 2007-1						
2007-13	58	36	1	2,073	307	RELATED TO NO. 2007-1		RELATED TO NO. 2007-1						
2007-14	29	1	1	39	NR	RELATED TO NO. 2007-1		RELATED TO NO. 2007-1						
2007-15	29	22	1	642	133	RELATED TO NO. 2007-1		RELATED TO NO. 2007-1						
2007-16	29	102	1	2,955	181	RELATED TO NO. 2007-1		RELATED TO NO. 2007-1						
SARATOGA														
2007-1	88	45	2,194	3,976	20	-	-	3	-	-	-	-	-	
SCHENECTADY														
2007-1	16	8	3	126	10	33,500	400	2	-	-	-	-	2	
STATE ATTORNEY GENERAL														
2007-1	291	125	10	36,377	12,541	1,395,951	115,551	-	-	-	-	-	-	
2007-2	353	159	39	56,226	50,603	2,323,239	205,239	16	-	-	-	-	-	
2006-1	120	195	1,279	23,430	2,089	-	-	30	2	-	-	-	-	
SUFFOLK														
2007-1	181	95	31	17,163	3,145	1,195,240	83,000	27	-	-	-	-	-	
2007-2	87	44	20	3,838	1,158	RELATED TO NO. 2007-1		RELATED TO NO. 2007-1						
2007-3	157	164	78	25,822	2,558	RELATED TO NO. 2007-1		RELATED TO NO. 2007-1						
2007-4	137	227	85	31,033	824	RELATED TO NO. 2007-1		RELATED TO NO. 2007-1						
2007-5	52	17	38	893	175	RELATED TO NO. 2007-1		RELATED TO NO. 2007-1						
2007-6	25	1	NR	19	NR	RELATED TO NO. 2007-1		RELATED TO NO. 2007-1						
2007-7	59	40	26	2,378	167	RELATED TO NO. 2007-1		RELATED TO NO. 2007-1						
2007-8	45	19	2	873	26	RELATED TO NO. 2007-1		RELATED TO NO. 2007-1						
2007-9	62	32	14	1,980	188	RELATED TO NO. 2007-1		RELATED TO NO. 2007-1						
2007-10	107	9	14	931	58	RELATED TO NO. 2007-1		RELATED TO NO. 2007-1						
2007-11	50	1	NR	40	NR	RELATED TO NO. 2007-1		RELATED TO NO. 2007-1						
2007-12	54	158	16	8,555	275	RELATED TO NO. 2007-1		RELATED TO NO. 2007-1						
2007-13	42	13	16	543	34	RELATED TO NO. 2007-1		RELATED TO NO. 2007-1						
2007-14	97	149	20	14,405	314	RELATED TO NO. 2007-1		RELATED TO NO. 2007-1						
2007-15	85	33	26	2,776	328	RELATED TO NO. 2007-1		RELATED TO NO. 2007-1						
2007-16	40	21	36	837	127	RELATED TO NO. 2007-1		RELATED TO NO. 2007-1						
2007-17	60	115	14	6,925	497	RELATED TO NO. 2007-1		RELATED TO NO. 2007-1						
2007-18	30	52	19	1,568	40	RELATED TO NO. 2007-1		RELATED TO NO. 2007-1						

⁴ NI indicates never installed. I indicates installed but never used. NP indicates no prosecutor's report.

⁵ NR indicates not reported or could not be determined.

⁶ Motions: G = Granted, D = Denied, P = Pending.

* The first four digits of the A.O. number represent the year in which the wiretap was terminated. Wiretaps that were terminated prior to 2007 were not reported previously because they were part of ongoing investigations.

TABLE B-1
STATE NEW YORK

CALENDAR YEAR 2007

**REPORT BY JUDGES OF COURT-AUTHORIZED INTERCEPTS OF WIRE, ORAL, OR ELECTRONIC COMMUNICATIONS
PURSUANT TO 18 U.S.C. 2519**

A.O. Number *	Authorizing Official		Offense Specified	Intercept		Date of Application	Authorized Length		
	Judge	Prosecutor ¹		Type ²	Location ³		Original Order (Days)	Number of Extensions	Total Length (Days)
SUFFOLK (CONTINUED)									
2007-19	HUDSON	SPOTA	NARCOTICS	WC	D	03/08/2007	30	1	60
2007-20	HUDSON	SPOTA	NARCOTICS	WC	D	03/08/2007	30	0	30
2007-21	HUDSON	SPOTA	NARCOTICS	WC	D	03/08/2007	30	0	30
2007-22	HUDSON	SPOTA	NARCOTICS	WC	D	03/08/2007	30	1	60
2007-23	HUDSON	SPOTA	NARCOTICS	WC	D	03/08/2007	30	1	60
2007-24	HUDSON	SPOTA	NARCOTICS	WC	D	03/08/2007	30	1	60
2007-25	HUDSON	SPOTA	NARCOTICS	WC	D	03/08/2007	30	1	60
2007-26	HUDSON	SPOTA	NARCOTICS	WC	D	03/08/2007	30	0	30
2007-27	HUDSON	SPOTA	NARCOTICS	WC	D	03/15/2007	30	1	60
2007-28	HUDSON	SPOTA	NARCOTICS	WC	D	03/26/2007	30	0	30
2007-29	HUDSON	SPOTA	NARCOTICS	WC	D	03/26/2007	30	0	30
2007-30	HUDSON	SPOTA	NARCOTICS	WC	D	03/28/2007	30	0	30
2007-31	HUDSON	SPOTA	NARCOTICS	WC	D	04/03/2007	30	0	30
2007-32	GAZZILLO	SPOTA	NARCOTICS	WC	D	05/08/2007	30	0	30
2007-33	GAZZILLO	SPOTA	NARCOTICS	WC	D	05/08/2007	30	2	90
2007-34	GAZZILLO	SPOTA	NARCOTICS	WC	D	05/17/2007	30	0	30
2007-35	GAZZILLO	SPOTA	NARCOTICS	WC	D	06/06/2007	30	0	30
2007-36	GAZZILLO	SPOTA	NARCOTICS	WC	D	06/20/2007	30	5	180
2007-37	GAZZILLO	SPOTA	NARCOTICS	WC	D	06/20/2007	30	0	30
2007-38	GAZZILLO	SPOTA	NARCOTICS	WC	D	08/06/2007	30	3	120
2007-39	GAZZILLO	SPOTA	NARCOTICS	WC	D	08/06/2007	30	0	30
2007-40	GAZZILLO	SPOTA	NARCOTICS	WC	D	08/10/2007	30	2	90
2007-41	GAZZILLO	SPOTA	NARCOTICS	WC	D	08/17/2007	30	4	150
2007-42	GAZZILLO	SPOTA	NARCOTICS	WC	D	09/05/2007	30	0	30
2007-43	GAZZILLO	SPOTA	NARCOTICS	WC	D	09/05/2007	30	0	30
2007-44	GAZZILLO	SPOTA	NARCOTICS	WC	D	09/05/2007	30	2	90
2007-45	GAZZILLO	SPOTA	NARCOTICS	WC	D	09/05/2007	30	0	30
2007-46	GAZZILLO	SPOTA	NARCOTICS	WC	D	09/18/2007	30	2	90
2007-47	GAZZILLO	SPOTA	NARCOTICS	WC	D	09/28/2007	30	1	60
2007-48	GAZZILLO	SPOTA	NARCOTICS	WC	D	09/28/2007	30	0	30
2007-49	GAZZILLO	SPOTA	NARCOTICS	WC	D	10/18/2007	30	1	60
2006-39	GAZZILLO	SPOTA	CONSPIRACY	WS	H	01/13/2006	30	0	30

¹ The prosecuting official authorized the filing of the application under provisions of the state's statute. (See Table 1 for this state's statutory citation.)

² Type: WC = Cellular or Mobile Telephone (Wire), WS = Standard Telephone (Wire), WO = Other (Wire), OM = Microphone (Oral), OO = Other (Oral), ED = Digital Pager (Electronic), EE = Computer or E-Mail (Electronic), EF = Fax Machine (Electronic), EO = Other (Electronic).

³ Location: D = Portable Device, H = Personal Residence, B = Business, A = Public Area, O = Other Location, R = Roving (Relaxed Specification Order), N = Not Specified.

* The first four digits of the A.O. number represent the year in which the wiretap was terminated. Wiretaps that were terminated prior to 2007 were not reported previously because they were part of ongoing investigations.

TABLE B-1
STATE NEW YORK

CALENDAR YEAR 2007

**REPORT BY PROSECUTORS OF COURT-AUTHORIZED INTERCEPTS OF WIRE, ORAL, OR ELECTRONIC COMMUNICATIONS
PURSUANT TO 18 U.S.C. 2519**

A.O. Number *	Number Of Days in Oper- ation ⁴	Average Inter- cepts per Day	Number of ⁵			Costs		Number of					
			Persons Inter- cepted	Intercepts	Incrim- inating Intercepts	Total Cost in \$	Other Than Manpower in \$	Arrests	Trials	Motions to Suppress Intercepts ⁶			Persons Con- victed
										G	D	P	
SUFFOLK (CONTINUED)													
2007-19	60	16	8	985	83	RELATED TO NO. 2007-1		RELATED TO NO. 2007-1					
2007-20	30	-	3	9	NR	RELATED TO NO. 2007-1		RELATED TO NO. 2007-1					
2007-21	30	2	6	62	1	RELATED TO NO. 2007-1		RELATED TO NO. 2007-1					
2007-22	60	26	58	1,533	91	RELATED TO NO. 2007-1		RELATED TO NO. 2007-1					
2007-23	60	53	20	3,169	266	RELATED TO NO. 2007-1		RELATED TO NO. 2007-1					
2007-24	60	2	5	97	36	RELATED TO NO. 2007-1		RELATED TO NO. 2007-1					
2007-25	60	6	14	364	18	RELATED TO NO. 2007-1		RELATED TO NO. 2007-1					
2007-26	30	45	24	1,342	79	RELATED TO NO. 2007-1		RELATED TO NO. 2007-1					
2007-27	35	20	10	702	133	RELATED TO NO. 2007-1		RELATED TO NO. 2007-1					
2007-28	28	30	35	833	50	RELATED TO NO. 2007-1		RELATED TO NO. 2007-1					
2007-29	28	66	8	1,860	196	RELATED TO NO. 2007-1		RELATED TO NO. 2007-1					
2007-30	25	2	2	49	15	RELATED TO NO. 2007-1		RELATED TO NO. 2007-1					
2007-31	17	353	51	6,004	399	RELATED TO NO. 2007-1		RELATED TO NO. 2007-1					
2007-32	30	NR	NR	NR	NR	412,416	24,799	8	-	-	-	-	6
2007-33	67	29	5	1,936	60	RELATED TO NO. 2007-32		RELATED TO NO. 2007-32					
2007-34	30	43	6	1,287	30	RELATED TO NO. 2007-32		RELATED TO NO. 2007-32					
2007-35	30	114	6	3,410	45	RELATED TO NO. 2007-32		RELATED TO NO. 2007-32					
2007-36	131	46	55	5,975	152	1,496,640	78,000	32	-	-	-	-	-
2007-37	23	7	7	165	55	RELATED TO NO. 2007-32		RELATED TO NO. 2007-32					
2007-38	84	39	48	3,248	511	ELATED TO NO. 2007-36		RELATED TO NO. 2007-36					
2007-39	15	5	18	82	4	RELATED TO NO. 2007-36		RELATED TO NO. 2007-36					
2007-40	77	35	26	2,680	1,115	RELATED TO NO. 2007-36		RELATED TO NO. 2007-36					
2007-41	74	9	15	636	139	RELATED TO NO. 2007-36		RELATED TO NO. 2007-36					
2007-42	17	70	50	1,198	393	RELATED TO NO. 2007-36		RELATED TO NO. 2007-36					
2007-43	23	-	2	6	NR	RELATED TO NO. 2007-36		RELATED TO NO. 2007-36					
2007-44	55	8	15	456	70	RELATED TO NO. 2007-36		RELATED TO NO. 2007-36					
2007-45	7	9	15	62	10	RELATED TO NO. 2007-36		RELATED TO NO. 2007-36					
2007-46	41	11	10	431	92	RELATED TO NO. 2007-36		RELATED TO NO. 2007-36					
2007-47	24	11	13	253	125	RELATED TO NO. 2007-36		RELATED TO NO. 2007-36					
2007-48	22	1	31	14	NR	RELATED TO NO. 2007-36		RELATED TO NO. 2007-36					
2007-49	12	63	30	752	312	RELATED TO NO. 2007-36		RELATED TO NO. 2007-36					
2006-39	22	48	25	1,059	100	126,582	4,840	4	-	-	-	-	4

⁴ NI indicates never installed. I indicates installed but never used. NP indicates no prosecutor's report.

⁵ NR indicates not reported or could not be determined.

⁶ Motions: G = Granted, D = Denied, P = Pending.

* The first four digits of the A.O. number represent the year in which the wiretap was terminated. Wiretaps that were terminated prior to 2007 were not reported previously because they were part of ongoing investigations.

REPORT BY JUDGES OF COURT-AUTHORIZED INTERCEPTS OF WIRE, ORAL, OR ELECTRONIC COMMUNICATIONS
PURSUANT TO 18 U.S.C. 2519

A.O. Number *	Authorizing Official		Offense Specified	Intercept		Date of Application	Authorized Length		
	Judge	Prosecutor ¹		Type ²	Location ³		Original Order (Days)	Number of Extensions	Total Length (Days)
SUFFOLK (CONTINUED)									
2006-40	GAZZILLO	SPOTA	CONSPIRACY	OM	O	01/18/2006	1	0	1
2006-41	GAZZILLO	SPOTA	CONSPIRACY	OM	O	01/21/2006	1	0	1
2006-42	GAZZILLO	SPOTA	CONSPIRACY	OM	O	02/02/2006	1	0	1
2006-43	HUDSON	SPOTA	NARCOTICS	WC	D	10/13/2006	30	1	60
2006-44	HUDSON	SPOTA	NARCOTICS	WC	D	10/13/2006	30	0	30
2006-45	HUDSON	SPOTA	NARCOTICS	WC	D	10/13/2006	30	3	120
2006-46	HUDSON	SPOTA	NARCOTICS	WC	D	10/17/2006	30	1	60
WAYNE									
2007-1	SIRKIN	HEALY	NARCOTICS	WC	D	06/01/2007	30	1	60
2007-2	SIRKIN	HEALY	NARCOTICS	WC	D	06/28/2007	30	0	30
2007-3	SIRKIN	HEALY	NARCOTICS	WC	D	07/10/2007	30	0	30
2007-4	SIRKIN	HEALY	NARCOTICS	WC	D	07/11/2007	30	1	60
2007-5	SIRKIN	HEALY	NARCOTICS	WC	D	07/19/2007	30	0	30
2007-6	SIRKIN	HEALY	NARCOTICS	WC	D	08/01/2007	30	0	30
2007-7	SIRKIN	HEALY	NARCOTICS	WC	D	08/20/2007	30	1	60
2007-8	SIRKIN	HEALY	NARCOTICS	WC	D	08/23/2007	30	1	60
WESTCHESTER									
2007-1	MOLEA	DIFIORE	CORRUPTION	WC	D	11/30/2006	30	5	180
2007-2	MOLEA	DIFIORE	CORRUPTION	WC	D	11/30/2006	30	1	60
2007-3	MOLEA	DIFIORE	CORRUPTION	WC	D	11/30/2006	30	5	180
2007-4	MOLEA	DIFIORE	CORRUPTION	WC	D	11/30/2006	30	2	90
2007-5	MOLEA	DIFIORE	CORRUPTION	WC	D	11/30/2006	30	1	60
2007-6	MOLEA	DIFIORE	CORRUPTION	OM	O	12/06/2006	30	5	180
2007-7	MOLEA	DIFIORE	CORRUPTION	WC	D	12/08/2006	30	5	180
2007-8	MOLEA	DIFIORE	CORRUPTION	EE	H	12/22/2006	30	0	30
2007-9	MOLEA	DIFIORE	CORRUPTION	WC	D	01/12/2007	30	0	30
2007-10	MOLEA	DIFIORE	CORRUPTION	WC	D	01/12/2007	30	0	30
2007-11	MOLEA	DIFIORE	CORRUPTION	WC	D	01/12/2007	30	4	150
2007-12	MOLEA	DIFIORE	CORRUPTION	WC	D	01/12/2007	30	2	90
2007-13	MOLEA	DIFIORE	CORRUPTION	WC	D	01/25/2007	30	0	30
2007-14	MOLEA	DIFIORE	CORRUPTION	WC	D	01/25/2007	30	3	120
2007-15	MOLEA	DIFIORE	CORRUPTION	WC	D	01/25/2007	30	0	30

¹ The prosecuting official authorized the filing of the application under provisions of the state's statute. (See Table 1 for this state's statutory citation.)² Type: WC = Cellular or Mobile Telephone (Wire), WS = Standard Telephone (Wire), WO = Other (Wire), OM = Microphone (Oral), OO = Other (Oral), ED = Digital Pager (Electronic), EE = Computer or E-Mail (Electronic), EF = Fax Machine (Electronic), EO = Other (Electronic).³ Location: D = Portable Device, H = Personal Residence, B = Business, A = Public Area, O = Other Location, R = Roving (Relaxed Specification Order), N = Not Specified.

* The first four digits of the A.O. number represent the year in which the wiretap was terminated. Wiretaps that were terminated prior to 2007 were not reported previously because they were part of ongoing investigations.

TABLE B-1
STATE NEW YORK

CALENDAR YEAR 2007

REPORT BY PROSECUTORS OF COURT-AUTHORIZED INTERCEPTS OF WIRE, ORAL, OR ELECTRONIC COMMUNICATIONS
PURSUANT TO 18 U.S.C. 2519

A.O. Number *	Number Of Days in Oper- ation ⁴	Average Inter- cepts per Day	Number of ⁵			Costs		Number of					
			Persons Inter- cepted	Intercepts	Incrim- inating Intercepts	Total Cost in \$	Other Than Manpower in \$	Arrests	Trials	Motions to Suppress Intercepts ⁶			Persons Con- victed
										G	D	P	
SUFFOLK (CONTINUED)													
2006-40	1	1	2	1	1	RELATED TO NO. 2006-39		RELATED TO NO. 2006-39					
2006-41	1	1	2	1	1	RELATED TO NO. 2006-39		ELATED TO NO. 2006-39					
2006-42	1	1	2	1	1	RELATED TO NO. 2006-39		RELATED TO NO. 2006-39					
2006-43	55	34	23	1,894	491	RELATED TO NO. 2007-1		RELATED TO NO. 2007-1					
2006-44	28	11	5	321	23	RELATED TO NO. 2007-1		RELATED TO NO. 2007-1					
2006-45	62	42	25	2,605	190	RELATED TO NO. 2007-1		RELATED TO NO. 2007-1					
2006-46	49	89	43	4,370	733	RELATED TO NO. 2007-1		RELATED TO NO. 2007-1					
WAYNE													
2007-1	51	69	61	3,498	588	23,997	4,372	10	-	-	-	-	-
2007-2	30	54	60	1,632	254	RELATED TO NO. 2007-1		RELATED TO NO. 2007-1					
2007-3	8	-	-	-	-	211,000	5,000	RELATED TO NO. 2007-1					
2007-4	60	24	25	1,451	251	RELATED TO NO. 2007-3		RELATED TO NO. 2007-1					
2007-5	21	3	5	57	5	14,500	2,500	RELATED TO NO. 2007-1					
2007-6	23	18	12	421	144	94,500	2,500	RELATED TO NO. 2007-1					
2007-7	52	7	14	352	190	RELATED TO NO. 2007-6		RELATED TO NO. 2007-1					
2007-8	49	7	18	362	126	RELATED TO NO. 2007-6		RELATED TO NO. 2007-1					
WESTCHESTER													
2007-1	156	30	43	4,633	371	126,674	23,054	23	-	-	-	-	16
2007-2	56	30	24	1,666	697	44,257	6,637	RELATED TO NO. 2007-1					
2007-3	156	38	37	5,851	530	119,107	15,487	RELATED TO NO. 2007-1					
2007-4	85	9	19	727	341	63,976	7,216	RELATED TO NO. 2007-1					
2007-5	56	28	28	1,541	882	44,245	6,625	RELATED TO NO. 2007-1					
2007-6	146	17	11	2,544	235	111,813	12,153	RELATED TO NO. 2007-1					
2007-7	147	23	23	3,337	421	103,215	4,875	RELATED TO NO. 2007-1					
2007-8	21	17	1	353	42	34,916	596	RELATED TO NO. 2007-1					
2007-9	19	-	2	2	NR	14,068	3,508	RELATED TO NO. 2007-1					
2007-10	19	1	4	14	NR	13,572	3,012	RELATED TO NO. 2007-1					
2007-11	144	16	37	2,243	551	58,935	6,735	RELATED TO NO. 2007-1					
2007-12	90	17	26	1,521	653	39,525	3,525	RELATED TO NO. 2007-1					
2007-13	29	58	34	1,676	98	40,985	4,025	RELATED TO NO. 2007-1					
2007-14	98	26	14	2,526	547	39,985	3,025	RELATED TO NO. 2006-9					
2007-15	25	3	7	74	5	22,165	3,025	RELATED TO NO. 2007-1					

⁴ NI indicates never installed. I indicates installed but never used. NP indicates no prosecutor's report.

⁵ NR indicates not reported or could not be determined.

⁶ Motions: G = Granted, D = Denied, P = Pending.

* The first four digits of the A.O. number represent the year in which the wiretap was terminated. Wiretaps that were terminated prior to 2007 were not reported previously because they were part of ongoing investigations.

REPORT BY JUDGES OF COURT-AUTHORIZED INTERCEPTS OF WIRE, ORAL, OR ELECTRONIC COMMUNICATIONS
PURSUANT TO 18 U.S.C. 2519

A.O. Number *	Authorizing Official		Offense Specified	Intercept		Date of Application	Authorized Length		
	Judge	Prosecutor ¹		Type ²	Location ³		Original Order (Days)	Number of Extensions	Total Length (Days)
WESTCHESTER (CONTINUED)									
2007-16	MOLEA	DIFIORE	CORRUPTION	WC	D	01/25/2007	30	0	30
2007-17	MOLEA	DIFIORE	CORRUPTION	WC	D	02/02/2007	30	3	120
2007-18	MOLEA	DIFIORE	CORRUPTION	WC	D	02/02/2007	30	1	60
2007-19	MOLEA	DIFIORE	CORRUPTION	WC	D	02/08/2007	30	3	120
2007-20	MOLEA	DIFIORE	CORRUPTION	WS	H	02/22/2007	30	2	90
2007-21	MOLEA	DIFIORE	CORRUPTION	EE	H	02/22/2007	30	2	90
2007-22	MOLEA	DIFIORE	CORRUPTION	WC	D	02/23/2007	30	0	30
2007-23	MOLEA	DIFIORE	CORRUPTION	WC	D	02/23/2007	30	0	30
2007-24	MOLEA	DIFIORE	CORRUPTION	WC	D	02/23/2007	30	2	90
2007-25	MOLEA	DIFIORE	CORRUPTION	WC	D	03/02/2007	30	2	90
2007-26	MOLEA	DIFIORE	CORRUPTION	WC	D	03/30/2007	30	0	30
2007-27	MOLEA	DIFIORE	CORRUPTION	WC	D	03/30/2007	30	0	30
2007-28	MOLEA	DIFIORE	CORRUPTION	WC	D	05/01/2007	30	1	60
2006-9	MOLEA	DIFIORE	CORRUPTION	OM	O	10/16/2006	30	1	60

¹ The prosecuting official authorized the filing of the application under provisions of the state's statute. (See Table 1 for this state's statutory citation.)² Type: WC = Cellular or Mobile Telephone (Wire), WS = Standard Telephone (Wire), WO = Other (Wire), OM = Microphone (Oral), OO = Other (Oral), ED = Digital Pager (Electronic), EE = Computer or E-Mail (Electronic), EF = Fax Machine (Electronic), EO = Other (Electronic).³ Location: D = Portable Device, H = Personal Residence, B = Business, A = Public Area, O = Other Location, R = Roving (Relaxed Specification Order), N = Not Specified.

* The first four digits of the A.O. number represent the year in which the wiretap was terminated. Wiretaps that were terminated prior to 2007 were not reported previously because they were part of ongoing investigations.

TABLE B-1
STATE NEW YORK

CALENDAR YEAR 2007

REPORT BY PROSECUTORS OF COURT-AUTHORIZED INTERCEPTS OF WIRE, ORAL, OR ELECTRONIC COMMUNICATIONS
PURSUANT TO 18 U.S.C. 2519

A.O. Number *	Number Of Days in Oper- ation ⁴	Average Inter- cepts per Day	Number of ⁵			Costs		Number of						
			Persons Inter- cepted	Intercepts	Incrim- inating Intercepts	Total Cost in \$	Other Than Manpower in \$	Arrests	Trials	Motions to Suppress Intercepts ⁶			Persons Con- victed	
										G	D	P		
WESTCHESTER (CONTINUED)														
2007-16	25	44	22	1,099	111	25,271	5,471	RELATED TO NO. 2007-1						
2007-17	91	2	22	227	97	69,512	8,132	RELATED TO NO. 2007-1						
2007-18	56	1	11	67	19	41,145	3,525	RELATED TO NO. 2007-1						
2007-19	91	7	32	593	212	61,945	4,525	RELATED TO NO. 2007-1						
2007-20	63	19	27	1,214	283	52,748	4,568	RELATED TO NO. 2007-1						
2007-21	73	155	1	11,299	1,372	50,536	2,356	RELATED TO NO. 2007-1						
2007-22	29	8	24	227	42	25,965	3,525	RELATED TO NO. 2007-1						
2007-23	29	57	42	1,666	611	22,165	3,025	RELATED TO NO. 2007-1						
2007-24	68	4	13	277	147	54,256	5,416	RELATED TO NO. 2007-1						
2007-25	65	18	36	1,177	498	47,870	4,970	RELATED TO NO. 2007-1						
2007-26	28	4	5	98	33	22,812	3,672	RELATED TO NO. 2007-1						
2007-27	28	29	31	808	39	21,564	2,424	RELATED TO NO. 2007-1						
2007-28	57	22	15	1,281	293	41,867	4,247	RELATED TO NO. 2007-1						
2006-9	55	24	17	1,347	301	43,433	5,233	-	-	-	-	-	-	

⁴ NI indicates never installed. I indicates installed but never used. NP indicates no prosecutor's report.

⁵ NR indicates not reported or could not be determined.

⁶ Motions: G = Granted, D = Denied, P = Pending.

* The first four digits of the A.O. number represent the year in which the wiretap was terminated. Wiretaps that were terminated prior to 2007 were not reported previously because they were part of ongoing investigations.

TABLE B-1
STATE NORTH CAROLINA

CALENDAR YEAR 2007

REPORT BY JUDGES OF COURT-AUTHORIZED INTERCEPTS OF WIRE, ORAL, OR ELECTRONIC COMMUNICATIONS
PURSUANT TO 18 U.S.C. 2519

A.O. Number *	Authorizing Official		Offense Specified	Intercept		Date of Application	Authorized Length		
	Judge	Prosecutor ¹		Type ²	Location ³		Original Order (Days)	Number of Extensions	Total Length (Days)
COLUMBUS									
2007-1	GESSNER	COOPER	KIDNAPPING	OO	O	07/11/2007	30	0	30
PITT									
2007-1	HINTON	COOPER	NARCOTICS	WC	D	06/15/2007	30	5	180
WAKE									
2007-1	GESSNER	COOPER	NARCOTICS	WC	D	01/10/2007	30	4	150
2007-2	GESSNER	COOPER	NARCOTICS	WC	D	03/09/2007	30	8	270
WAYNE									
2007-1	ALBRIGHT	COOPER	NARCOTICS	WC	D	12/05/2007	30	1	60

¹ The prosecuting official authorized the filing of the application under provisions of the state's statute. (See Table 1 for this state's statutory citation.)

² Type: WC = Cellular or Mobile Telephone (Wire), WS = Standard Telephone (Wire), WO = Other (Wire), OM = Microphone (Oral), OO = Other (Oral), ED = Digital Pager (Electronic), EE = Computer or E-Mail (Electronic), EF = Fax Machine (Electronic), EO = Other (Electronic).

³ Location: D = Portable Device, H = Personal Residence, B = Business, A = Public Area, O = Other Location, R = Roving (Relaxed Specification Order), N = Not Specified.

* The first four digits of the A.O. number represent the year in which the wiretap was terminated. Wiretaps that were terminated prior to 2007 were not reported previously because they were part of ongoing investigations.

TABLE B-1
STATE NORTH CAROLINA

CALENDAR YEAR 2007

REPORT BY PROSECUTORS OF COURT-AUTHORIZED INTERCEPTS OF WIRE, ORAL, OR ELECTRONIC COMMUNICATIONS
PURSUANT TO 18 U.S.C. 2519

A.O. Number *	Number Of Days in Oper- ation ⁴	Average Inter- cepts per Day	Number of ⁵			Costs		Number of					
			Persons Inter- cepted	Intercepts	Incrim- inating Intercepts	Total Cost in \$	Other Than Manpower in \$	Arrests	Trials	Motions to Suppress Intercepts ⁶			Persons Con- victed
										G	D	P	
COLUMBUS													
2007-1	1	1	2	1	1	700	-	1	-	-	-	-	-
PITT													
2007-1	180	35	232	6,275	1,745	205,000	55,000	2	-	-	-	-	-
WAKE													
2007-1	134	53	493	7,162	718	122,500	17,500	9	-	-	-	-	-
2007-2	202	55	760	11,193	1,195	195,000	35,000	10	-	-	-	-	-
WAYNE													
2007-1	26	14	50	353	57	33,000	10,000	2	-	-	-	-	-

⁴ NI indicates never installed. I indicates installed but never used. NP indicates no prosecutor's report.

⁵ NR indicates not reported or could not be determined.

⁶ Motions: G = Granted, D = Denied, P = Pending.

* The first four digits of the A.O. number represent the year in which the wiretap was terminated. Wiretaps that were terminated prior to 2007 were not reported previously because they were part of ongoing investigations.

REPORT BY JUDGES OF COURT-AUTHORIZED INTERCEPTS OF WIRE, ORAL, OR ELECTRONIC COMMUNICATIONS
PURSUANT TO 18 U.S.C. 2519

A.O. Number *	Authorizing Official		Offense Specified	Intercept		Date of Application	Authorized Length		
	Judge	Prosecutor ¹		Type ²	Location ³		Original Order (Days)	Number of Extensions	Total Length (Days)
LORAIN									
2007-1	MIRALDI	WILL	CORRUPTION	WS	H	11/06/2007	30	0	30
MADISON									
2007-1	NICHOLS	PRONAI	MURDER	WC	D	04/18/2007	30	0	30

¹ The prosecuting official authorized the filing of the application under provisions of the state's statute. (See Table 1 for this state's statutory citation.)² Type: WC = Cellular or Mobile Telephone (Wire), WS = Standard Telephone (Wire), WO = Other (Wire), OM = Microphone (Oral), OO = Other (Oral), ED = Digital Pager (Electronic), EE = Computer or E-Mail (Electronic), EF = Fax Machine (Electronic), EO = Other (Electronic).³ Location: D = Portable Device, H = Personal Residence, B = Business, A = Public Area, O = Other Location, R = Roving (Relaxed Specification Order), N = Not Specified.

* The first four digits of the A.O. number represent the year in which the wiretap was terminated. Wiretaps that were terminated prior to 2007 were not reported previously because they were part of ongoing investigations.

TABLE B-1
STATE OHIO

CALENDAR YEAR 2007

REPORT BY PROSECUTORS OF COURT-AUTHORIZED INTERCEPTS OF WIRE, ORAL, OR ELECTRONIC COMMUNICATIONS
PURSUANT TO 18 U.S.C. 2519

A.O. Number *	Number Of Days in Oper- ation ⁴	Average Inter- cepts per Day	Number of ⁵			Costs		Number of					
			Persons Inter- cepted	Intercepts	Incrim- inating Intercepts	Total Cost in \$	Other Than Manpower in \$	Arrests	Trials	Motions to Suppress Intercepts ⁶			Persons Con- victed
										G	D	P	
LORAIN													
2007-1	25	8	14	188	41	64,772	21,800	-	-	-	-	-	-
MADISON													
2007-1	30	2	12	55	17	61,952	15,174	-	-	-	-	-	-

⁴ NI indicates never installed. I indicates installed but never used. NP indicates no prosecutor's report.

⁵ NR indicates not reported or could not be determined.

⁶ Motions: G = Granted, D = Denied, P = Pending.

* The first four digits of the A.O. number represent the year in which the wiretap was terminated. Wiretaps that were terminated prior to 2007 were not reported previously because they were part of ongoing investigations.

TABLE B-1
STATE OKLAHOMA

CALENDAR YEAR 2007

REPORT BY JUDGES OF COURT-AUTHORIZED INTERCEPTS OF WIRE, ORAL, OR ELECTRONIC COMMUNICATIONS
PURSUANT TO 18 U.S.C. 2519

A.O. Number *	Authorizing Official		Offense Specified	Intercept		Date of Application	Authorized Length		
	Judge	Prosecutor ¹		Type ²	Location ³		Original Order (Days)	Number of Extensions	Total Length (Days)
STATE ATTORNEY GENERAL									
2007-1	LUMPKIN	MILLER	NARCOTICS	WC	D	01/26/2007	30	0	30
2007-2	LUMPKIN	ROSS	MURDER	WC	D	08/06/2007	7	0	7
2007-3	LUMPKIN	PRATER	NARCOTICS	WC,OO	D	08/08/2007	30	1	50
2007-4	LUMPKIN	PRATER	NARCOTICS	WC,OO	D	08/20/2007	30	1	60

¹ The prosecuting official authorized the filing of the application under provisions of the state's statute. (See Table 1 for this state's statutory citation.)

² Type: WC = Cellular or Mobile Telephone (Wire), WS = Standard Telephone (Wire), WO = Other (Wire), OM = Microphone (Oral), OO = Other (Oral), ED = Digital Pager (Electronic), EE = Computer or E-Mail (Electronic), EF = Fax Machine (Electronic), EO = Other (Electronic).

³ Location: D = Portable Device, H = Personal Residence, B = Business, A = Public Area, O = Other Location, R = Roving (Relaxed Specification Order), N = Not Specified.

* The first four digits of the A.O. number represent the year in which the wiretap was terminated. Wiretaps that were terminated prior to 2007 were not reported previously because they were part of ongoing investigations.

TABLE B-1
STATE OKLAHOMA

CALENDAR YEAR 2007

REPORT BY PROSECUTORS OF COURT-AUTHORIZED INTERCEPTS OF WIRE, ORAL, OR ELECTRONIC COMMUNICATIONS
PURSUANT TO 18 U.S.C. 2519

A.O. Number *	Number Of Days in Oper- ation ⁴	Average Inter- cepts per Day	Number of ⁵			Costs		Number of					
			Persons Inter- cepted	Intercepts	Incrim- inating Intercepts	Total Cost in \$	Other Than Manpower in \$	Arrests	Trials	Motions to Suppress Intercepts ⁶			Persons Con- victed
										G	D	P	
STATE ATTORNEY GENERAL													
2007-1	30	134	48	4,019	737	190,000	10,000	30	-	3	3	-	29
2007-2	7	7	29	49	5	11,072	1,842	-	-	-	-	-	-
2007-3	50	16	11	810	173	190,000	10,000	6	-	-	-	-	-
2007-4	55	34	630	1,844	240	197,000	5,000	6	-	-	2	1	5

⁴ NI indicates never installed. I indicates installed but never used. NP indicates no prosecutor's report.

⁵ NR indicates not reported or could not be determined.

⁶ Motions: G = Granted, D = Denied, P = Pending.

* The first four digits of the A.O. number represent the year in which the wiretap was terminated. Wiretaps that were terminated prior to 2007 were not reported previously because they were part of ongoing investigations.

TABLE B-1
STATE OREGON

CALENDAR YEAR 2007

REPORT BY JUDGES OF COURT-AUTHORIZED INTERCEPTS OF WIRE, ORAL, OR ELECTRONIC COMMUNICATIONS
PURSUANT TO 18 U.S.C. 2519

A.O. Number *	Authorizing Official		Offense Specified	Intercept		Date of Application	Authorized Length		
	Judge	Prosecutor ¹		Type ²	Location ³		Original Order (Days)	Number of Extensions	Total Length (Days)
CORVALLIS									
2007-1	CONNELL	HEISER	RACKETEERING	WC	D	06/13/2007	30	1	60
LANE									
2007-1	RASMUSSEN	MCCAULEY	NARCOTICS	OO	D	03/16/2007	30	3	120
2007-2	CARP	LANE	MURDER	OO	O	03/28/2007	17	0	17

¹ The prosecuting official authorized the filing of the application under provisions of the state's statute. (See Table 1 for this state's statutory citation.)

² Type: WC = Cellular or Mobile Telephone (Wire), WS = Standard Telephone (Wire), WO = Other (Wire), OM = Microphone (Oral), OO = Other (Oral), ED = Digital Pager (Electronic), EE = Computer or E-Mail (Electronic), EF = Fax Machine (Electronic), EO = Other (Electronic).

³ Location: D = Portable Device, H = Personal Residence, B = Business, A = Public Area, O = Other Location, R = Roving (Relaxed Specification Order), N = Not Specified.

* The first four digits of the A.O. number represent the year in which the wiretap was terminated. Wiretaps that were terminated prior to 2007 were not reported previously because they were part of ongoing investigations.

TABLE B-1
STATE OREGON

CALENDAR YEAR 2007

REPORT BY PROSECUTORS OF COURT-AUTHORIZED INTERCEPTS OF WIRE, ORAL, OR ELECTRONIC COMMUNICATIONS
PURSUANT TO 18 U.S.C. 2519

A.O. Number *	Number Of Days in Oper- ation ⁴	Average Inter- cepts per Day	Number of ⁵			Costs		Number of					
			Persons Inter- cepted	Intercepts	Incrim- inating Intercepts	Total Cost in \$	Other Than Manpower in \$	Arrests	Trials	Motions to Suppress Intercepts ⁶			Persons Con- victed
										G	D	P	
CORVALLIS													
2007-1	60	223	415	13,377	544	380,000	80,000	-	-	-	-	-	-
LANE													
2007-1	22	1	8	22	15	10,100	100	6	-	-	-	-	-
2007-2	4	1	2	4	2	1,050	50	1	-	-	-	-	-

⁴ NI indicates never installed. I indicates installed but never used. NP indicates no prosecutor's report.

⁵ NR indicates not reported or could not be determined.

⁶ Motions: G = Granted, D = Denied, P = Pending.

* The first four digits of the A.O. number represent the year in which the wiretap was terminated. Wiretaps that were terminated prior to 2007 were not reported previously because they were part of ongoing investigations.

TABLE B-1
STATE PENNSYLVANIA

CALENDAR YEAR 2007

**REPORT BY JUDGES OF COURT-AUTHORIZED INTERCEPTS OF WIRE, ORAL, OR ELECTRONIC COMMUNICATIONS
PURSUANT TO 18 U.S.C. 2519**

A.O. Number *	Authorizing Official		Offense Specified	Intercept		Date of Application	Authorized Length		
	Judge	Prosecutor ¹		Type ²	Location ³		Original Order (Days)	Number of Extensions	Total Length (Days)
BUCKS									
2007-1	GANTMAN	GIBBONS	NARCOTICS	WC	D	05/24/2007	30	0	30
DAUPHIN									
2007-1	PANELLA	CORBETT	NARCOTICS	WC,EO	D	12/04/2006	30	0	30
2007-2	KLEIN	CORBETT	NARCOTICS	WC	D	12/18/2006	30	1	60
2007-3	PANELLA	CORBETT	NARCOTICS	WC,EO	D	12/20/2006	30	0	30
2007-4	PANELLA	CORBETT	NARCOTICS	WC,EO	D	01/08/2007	30	0	30
2007-5	PANELLA	CORBETT	NARCOTICS	WC,EO	D	01/08/2007	30	0	30
2007-6	PANELLA	CORBETT	NARCOTICS	WC	D	01/09/2007	30	0	30
2007-7	KLEIN	CORBETT	NARCOTICS	WC	D	01/09/2007	30	0	30
2007-8	PANELLA	CORBETT	NARCOTICS	WC	D	01/11/2007	30	0	30
2007-9	PANELLA	CORBETT	NARCOTICS	WC	D	01/16/2007	30	0	30
2007-10	PANELLA	CORBETT	NARCOTICS	WC,EO	D	01/16/2007	30	0	30
2007-11	PANELLA	CORBETT	NARCOTICS	WC,EO	D	01/29/2007	30	0	30
2007-12	PANELLA	CORBETT	NARCOTICS	WC	D	01/29/2007	30	0	30
2007-13	PANELLA	CORBETT	NARCOTICS	WC,EO	D	02/02/2007	30	0	30
2007-14	PANELLA	CORBETT	NARCOTICS	WC,EO	D	02/02/2007	30	0	30
2007-15	KLEIN	CORBETT	NARCOTICS	WC	D	03/01/2007	30	0	30
2007-16	KLEIN	CORBETT	NARCOTICS	WC,EO	D	03/01/2007	30	1	60
2007-17	KLEIN	CORBETT	NARCOTICS	WC,EO	D	03/23/2007	30	0	30
2007-18	KLEIN	CORBETT	NARCOTICS	WC	D	04/02/2007	30	0	30
2007-19	PANELLA	CORBETT	NARCOTICS	WC,EO	D	04/11/2007	30	0	30
2007-20	KLEIN	CORBETT	NARCOTICS	WC,EO	D	04/12/2007	30	0	30
2007-21	KLEIN	CORBETT	NARCOTICS	WC,EO	D	04/24/2007	30	0	30
2007-22	KLEIN	CORBETT	NARCOTICS	WC,EO	D	04/24/2007	30	0	30
2007-23	STEVENS	MARSICO	MURDER	OM	H	10/18/2007	15	0	15
2006-1	PANELLA	CORBETT	NARCOTICS	WC,EO	D	12/04/2006	30	0	30
LANCASTER									
2007-1	KELLEY	BROWN	MURDER	WC	D	09/13/2007	30	0	30
MONTGOMERY									
2007-1	GANTMAN	CASTOR	NARCOTICS	WC	D	02/06/2007	30	0	30
2007-2	GANTMAN	CASTOR	NARCOTICS	WC	D	02/16/2007	30	0	30

¹ The prosecuting official authorized the filing of the application under provisions of the state's statute. (See Table 1 for this state's statutory citation.)

² Type: WC = Cellular or Mobile Telephone (Wire), WS = Standard Telephone (Wire), WO = Other (Wire), OM = Microphone (Oral), OO = Other (Oral), ED = Digital Pager (Electronic), EE = Computer or E-Mail (Electronic), EF = Fax Machine (Electronic), EO = Other (Electronic).

³ Location: D = Portable Device, H = Personal Residence, B = Business, A = Public Area, O = Other Location, R = Roving (Relaxed Specification Order), N = Not Specified.

* The first four digits of the A.O. number represent the year in which the wiretap was terminated. Wiretaps that were terminated prior to 2007 were not reported previously because they were part of ongoing investigations.

TABLE B-1
STATE PENNSYLVANIA

CALENDAR YEAR 2007

**REPORT BY PROSECUTORS OF COURT-AUTHORIZED INTERCEPTS OF WIRE, ORAL, OR ELECTRONIC COMMUNICATIONS
PURSUANT TO 18 U.S.C. 2519**

A.O. Number *	Number Of Days in Oper- ation ⁴	Average Inter- cepts per Day	Number of ⁵			Costs		Number of					
			Persons Inter- cepted	Intercepts	Incrim- inating Intercepts	Total Cost in \$	Other Than Manpower in \$	Arrests	Trials	Motions to Suppress Intercepts ⁶			Persons Con- victed
										G	D	P	
BUCKS													
2007-1	22	195	65	4,286	2,269	213,619	13,830	34	-	-	-	-	14
DAUPHIN													
2007-1	28	82	133	2,285	117	306,133	39,140	23	-	-	-	4	6
2007-2	50	24	124	1,222	567	225,602	590	18	1	-	7	-	17
2007-3	22	67	126	1,480	208	RELATED TO NO. 2007-1		RELATED TO NO. 2007-1					
2007-4	5	25	68	126	1	RELATED TO NO. 2007-1		RELATED TO NO. 2007-1					
2007-5	21	30	39	627	92	RELATED TO NO. 2007-1		RELATED TO NO. 2007-1					
2007-6	22	24	59	535	29	RELATED TO NO. 2007-2		RELATED TO NO. 2007-2					
2007-7	22	65	120	1,420	265	RELATED TO NO. 2007-2		RELATED TO NO. 2007-2					
2007-8	26	54	85	1,409	239	RELATED TO NO. 2007-1		RELATED TO NO. 2007-1					
2007-9	14	42	75	595	168	RELATED TO NO. 2007-1		RELATED TO NO. 2007-1					
2007-10	13	66	45	863	146	RELATED TO NO. 2007-1		RELATED TO NO. 2007-1					
2007-11	4	44	19	178	12	RELATED TO NO. 2007-1		RELATED TO NO. 2007-1					
2007-12	4	178	28	714	58	RELATED TO NO. 2007-1		RELATED TO NO. 2007-1					
2007-13	7	71	37	499	67	RELATED TO NO. 2007-1		RELATED TO NO. 2007-1					
2007-14	5	68	52	341	48	RELATED TO NO. 2007-1		RELATED TO NO. 2007-1					
2007-15	16	140	168	2,243	131	526,838	15,007	-	-	-	-	-	-
2007-16	44	117	336	5,169	1,202	RELATED TO NO. 2007-15		-	-	-	-	-	-
2007-17	17	112	148	1,899	182	RELATED TO NO. 2007-15		-	-	-	-	-	-
2007-18	20	26	77	528	178	RELATED TO NO. 2007-15		-	-	-	-	-	-
2007-19	13	9	13	119	6	22,510	625	-	-	-	-	-	-
2007-20	30	56	185	1,687	74	RELATED TO NO. 2007-15		-	-	-	-	-	-
2007-21	17	12	33	196	10	RELATED TO NO. 2007-15		-	-	-	-	-	-
2007-22	20	136	148	2,728	230	RELATED TO NO. 2007-15		-	-	-	-	-	-
2007-23	1	1	6	1	1	-	-	-	-	-	-	-	-
2006-1	18	57	13	1,031	124	RELATED TO NO. 2007-1		RELATED TO NO. 2007-1					
LANCASTER													
2007-1	5	67	31	336	18	16,783	380	3	-	-	-	-	-
MONTGOMERY													
2007-1	26	16	29	422	114	35,806	3,515	8	4	-	-	4	4
2007-2	17	7	4	112	12	RELATED TO NO. 2007-1		RELATED TO NO. 2007-1					

⁴ NI indicates never installed. I indicates installed but never used. NP indicates no prosecutor's report.

⁵ NR indicates not reported or could not be determined.

⁶ Motions: G = Granted, D = Denied, P = Pending.

* The first four digits of the A.O. number represent the year in which the wiretap was terminated. Wiretaps that were terminated prior to 2007 were not reported previously because they were part of ongoing investigations.

REPORT BY JUDGES OF COURT-AUTHORIZED INTERCEPTS OF WIRE, ORAL, OR ELECTRONIC COMMUNICATIONS
PURSUANT TO 18 U.S.C. 2519

A.O. Number *	Authorizing Official		Offense Specified	Intercept		Date of Application	Authorized Length		
	Judge	Prosecutor ¹		Type ²	Location ³		Original Order (Days)	Number of Extensions	Total Length (Days)
MONTGOMERY (CONTINUED)									
2007-3	GANTMAN	CASTOR	NARCOTICS	WC	D	02/28/2007	30	0	30
2007-4	MCCAFFERY	CASTOR	NARCOTICS	WC	D	06/22/2007	30	0	30
STATE ATTORNEY GENERAL									
2007-1	STEVENS	CORBETT	NARCOTICS	WS	H	01/09/2007	30	0	30
2007-2	STEVENS	CORBETT	NARCOTICS	WC	D	01/09/2007	30	0	30
2007-3	STEVENS	CORBETT	NARCOTICS	WC	D	01/19/2007	30	0	30
2007-4	GANTMAN	CORBETT	NARCOTICS	WC	D	03/08/2007	30	0	30
2007-5	GANTMAN	CORBETT	NARCOTICS	WC	D	06/22/2007	30	0	30
2007-6	GANTMAN	CORBETT	NARCOTICS	WC	D	06/22/2007	30	2	90
2007-7	GANTMAN	CORBETT	NARCOTICS	WC	D	07/12/2007	30	1	60
2007-8	STEVENS	CORBETT	NARCOTICS	WC	D	07/18/2007	30	1	60
2007-9	STEVENS	CORBETT	NARCOTICS	WC	D	07/18/2007	30	0	30
2007-10	GANTMAN	CORBETT	NARCOTICS	WC	D	07/23/2007	30	1	60
2007-11	STEVENS	CORBETT	NARCOTICS	WC	D	08/15/2007	30	0	30
2007-12	STEVENS	CORBETT	NARCOTICS	WC	D	08/15/2007	30	0	30
2007-13	STEVENS	CORBETT	NARCOTICS	WC	D	08/15/2007	30	0	30
2007-14	GANTMAN	CORBETT	NARCOTICS	WC	D	08/16/2007	30	0	30
2007-15	BENDER	RYAN	NARCOTICS	WC,EO	D	08/23/2007	30	0	30
2007-16	PANELLA	CORBETT	NARCOTICS	WC	D	08/30/2007	30	1	60
2007-17	PANELLA	CORBETT	NARCOTICS	WC	D	10/01/2007	30	0	30
2007-18	PANELLA	CORBETT	NARCOTICS	WC	D	10/01/2007	30	0	30

¹ The prosecuting official authorized the filing of the application under provisions of the state's statute. (See Table 1 for this state's statutory citation.)² Type: WC = Cellular or Mobile Telephone (Wire), WS = Standard Telephone (Wire), WO = Other (Wire), OM = Microphone (Oral), OO = Other (Oral), ED = Digital Pager (Electronic), EE = Computer or E-Mail (Electronic), EF = Fax Machine (Electronic), EO = Other (Electronic).³ Location: D = Portable Device, H = Personal Residence, B = Business, A = Public Area, O = Other Location, R = Roving (Relaxed Specification Order), N = Not Specified.

* The first four digits of the A.O. number represent the year in which the wiretap was terminated. Wiretaps that were terminated prior to 2007 were not reported previously because they were part of ongoing investigations.

TABLE B-1
STATE PENNSYLVANIA

CALENDAR YEAR 2007

REPORT BY PROSECUTORS OF COURT-AUTHORIZED INTERCEPTS OF WIRE, ORAL, OR ELECTRONIC COMMUNICATIONS
PURSUANT TO 18 U.S.C. 2519

A.O. Number *	Number Of Days in Oper- ation ⁴	Average Inter- cepts per Day	Number of ⁵			Costs		Number of					
			Persons Inter- cepted	Intercepts	Incrim- inating Intercepts	Total Cost in \$	Other Than Manpower in \$	Arrests	Trials	Motions to Suppress Intercepts ⁶			Persons Con- victed
										G	D	P	
MONTGOMERY(CONTINUED)													
2007-3	5	22	13	109	54	RELATED TO NO. 2007-1		RELATED TO NO. 2007-1					
2007-4	19	19	10	356	22	5,023	1,200	-	-	-	-	-	-
STATE ATTORNEY GENERAL													
2007-1	27	36	93	983	271	212,483	7,340	7	-	-	-	-	-
2007-2	25	7	20	170	41	RELATED TO NO. 2007-1		RELATED TO NO. 2007-1					
2007-3	24	63	48	1,522	128	RELATED TO NO. 2007-1		RELATED TO NO. 2007-1					
2007-4	22	20	61	430	102	85,383	7,586	-	-	-	-	-	-
2007-5	28	56	93	1,557	86	367,686	12,720	-	-	-	-	-	-
2007-6	75	22	171	1,654	137	RELATED TO NO. 2007-5		-	-	-	-	-	-
2007-7	57	40	162	2,253	272	RELATED TO NO. 2007-5		-	-	-	-	-	-
2007-8	49	250	98	12,259	4,567	74,037	2,101	19	-	-	-	-	-
2007-9	30	69	84	2,067	738	RELATED TO NO. 2007-8		RELATED TO NO. 2007-8					
2007-10	46	39	51	1,792	342	RELATED TO NO. 2007-5		-	-	-	-	-	-
2007-11	22	NR	NR	NR	NR	RELATED TO NO. 2007-8		RELATED TO NO. 2007-8					
2007-12	22	NR	NR	NR	NR	RELATED TO NO. 2007-8		RELATED TO NO. 2007-8					
2007-13	22	155	113	3,420	1,697	RELATED TO NO. 2007-8		RELATED TO NO. 2007-8					
2007-14	8	4	43	29	2	RELATED TO NO. 2007-5		-	-	-	-	-	-
2007-15	27	102	135	2,761	529	155,743	5,180	17	-	-	-	-	-
2007-16	35	134	107	4,684	1,723	187,878	13,765	15	-	-	-	-	-
2007-17	6	156	23	933	78	RELATED TO NO. 2007-16		RELATED TO NO. 2007-16					
2007-18	6	66	50	397	72	RELATED TO NO. 2007-16		RELATED TO NO. 2007-16					

⁴ NI indicates never installed. I indicates installed but never used. NP indicates no prosecutor's report.

⁵ NR indicates not reported or could not be determined.

⁶ Motions: G = Granted, D = Denied, P = Pending.

* The first four digits of the A.O. number represent the year in which the wiretap was terminated. Wiretaps that were terminated prior to 2007 were not reported previously because they were part of ongoing investigations.

TABLE B-1
STATE RHODE ISLAND

CALENDAR YEAR 2007

REPORT BY JUDGES OF COURT-AUTHORIZED INTERCEPTS OF WIRE, ORAL, OR ELECTRONIC COMMUNICATIONS
PURSUANT TO 18 U.S.C. 2519

A.O. Number *	Authorizing Official		Offense Specified	Intercept		Date of Application	Authorized Length		
	Judge	Prosecutor ¹		Type ²	Location ³		Original Order (Days)	Number of Extensions	Total Length (Days)
STATE ATTORNEY GENERAL									
2007-1	RODGERS	LYNCH	NARCOTICS	WC	D	01/24/2007	30	0	30
2007-2	RODGERS	LYNCH	NARCOTICS	WC	D	01/30/2007	30	0	30
2007-3	RODGERS	LYNCH	NARCOTICS	WC	D	02/09/2007	30	0	30
2007-4	RODGERS	LYNCH	NARCOTICS	WC	D	02/09/2007	30	0	30
2007-5	RODGERS	LYNCH	RACKETEERING	WC	D	04/27/2007	30	2	90
2007-6	RODGERS	LYNCH	RACKETEERING	WC	D	04/27/2007	30	2	90
2007-7	RODGERS	LYNCH	GAMBLING	WC	D	06/06/2007	30	0	30

¹ The prosecuting official authorized the filing of the application under provisions of the state's statute. (See Table 1 for this state's statutory citation.)

² Type: WC = Cellular or Mobile Telephone (Wire), WS = Standard Telephone (Wire), WO = Other (Wire), OM = Microphone (Oral), OO = Other (Oral), ED = Digital Pager (Electronic), EE = Computer or E-Mail (Electronic), EF = Fax Machine (Electronic), EO = Other (Electronic).

³ Location: D = Portable Device, H = Personal Residence, B = Business, A = Public Area, O = Other Location, R = Roving (Relaxed Specification Order), N = Not Specified.

* The first four digits of the A.O. number represent the year in which the wiretap was terminated. Wiretaps that were terminated prior to 2007 were not reported previously because they were part of ongoing investigations.

TABLE B-1
STATE RHODE ISLAND

CALENDAR YEAR 2007

REPORT BY PROSECUTORS OF COURT-AUTHORIZED INTERCEPTS OF WIRE, ORAL, OR ELECTRONIC COMMUNICATIONS
PURSUANT TO 18 U.S.C. 2519

A.O. Number *	Number Of Days in Oper- ation ⁴	Average Inter- cepts per Day	Number of ⁵			Costs		Number of					
			Persons Inter- cepted	Intercepts	Incrim- inating Intercepts	Total Cost in \$	Other Than Manpower in \$	Arrests	Trials	Motions to Suppress Intercepts ⁶			Persons Con- victed
										G	D	P	
STATE ATTORNEY GENERAL													
2007-1	29	9	11	268	58	310,000	10,000	4	-	-	-	-	-
2007-2	28	40	15	1,123	210	RELATED TO NO. 2007-1		RELATED TO NO. 2007-1					
2007-3	19	23	14	441	111	RELATED TO NO. 2007-1		1	-	-	-	-	-
2007-4	19	11	15	214	90	RELATED TO NO. 2007-1		11	-	-	-	-	-
2007-5	71	99	129	6,995	1,680	314,778	96,938	19	-	-	-	-	4
2007-6	71	204	16	14,519	4,310	RELATED TO NO. 2007-5		17	-	-	-	-	5
2007-7	25	1	1	16	2	RELATED TO NO. 2007-5		1	-	-	-	-	1

⁴ NI indicates never installed. I indicates installed but never used. NP indicates no prosecutor's report.

⁵ NR indicates not reported or could not be determined.

⁶ Motions: G = Granted, D = Denied, P = Pending.

* The first four digits of the A.O. number represent the year in which the wiretap was terminated. Wiretaps that were terminated prior to 2007 were not reported previously because they were part of ongoing investigations.

TABLE B-1
STATE TENNESSEE

CALENDAR YEAR 2007

REPORT BY JUDGES OF COURT-AUTHORIZED INTERCEPTS OF WIRE, ORAL, OR ELECTRONIC COMMUNICATIONS
PURSUANT TO 18 U.S.C. 2519

A.O. Number *	Authorizing Official		Offense Specified	Intercept		Date of Application	Authorized Length		
	Judge	Prosecutor ¹		Type ²	Location ³		Original Order (Days)	Number of Extensions	Total Length (Days)
4TH JUDICIAL DISTRICT (SEVIER)									
2007-1	SLONE	DUNN	MURDER	WC	R	09/13/2007	30	0	30
2007-2	SLONE	DUNN	MURDER	WS	H	09/13/2007	30	0	30
9TH JUDICIAL DISTRICT (ROANE)									
2007-1	SIMMONS	JOHNSON	NARCOTICS	WC	D	07/31/2007	30	1	60
20TH JUDICIAL DISTRICT (DAVIDSON)									
2007-1	WATKINS	JOHNSON	NARCOTICS	WC	D	11/26/2006	30	1	60
2007-2	WATKINS	JOHNSON	NARCOTICS	WC	D	12/06/2006	30	1	60
2007-3	WATKINS	JOHNSON	NARCOTICS	WC	D	01/08/2007	30	0	30
2007-4	WATKINS	JOHNSON	NARCOTICS	WC	D	01/16/2007	30	0	30
2007-5	WYATT	JOHNSON	NARCOTICS	WC	D	06/25/2007	30	0	30
2007-6	WYATT	JOHNSON	NARCOTICS	WC	D	06/25/2007	30	4	150
2007-7	WYATT	JOHNSON	NARCOTICS	WC	D	06/25/2007	30	2	90
2007-8	WYATT	JOHNSON	NARCOTICS	WC	D	07/25/2007	30	1	60
2007-9	WYATT	JOHNSON	NARCOTICS	WC	D	08/10/2007	30	2	90
2007-10	WYATT	JOHNSON	NARCOTICS	WC	D	08/29/2007	30	1	60
2007-11	WYATT	JOHNSON	NARCOTICS	WC	D	08/29/2007	30	0	30
2007-12	WYATT	JOHNSON	NARCOTICS	WC	D	08/29/2007	30	0	30
2007-13	WYATT	JOHNSON	NARCOTICS	WC	D	09/14/2007	30	1	60
2007-14	WYATT	JOHNSON	NARCOTICS	WC	D	10/23/2007	30	0	30
2007-15	WYATT	JOHNSON	NARCOTICS	WC	D	10/24/2007	30	1	60
2007-16	WYATT	JOHNSON	NARCOTICS	WC	D	11/19/2007	30	0	30
2007-17	WYATT	JOHNSON	NARCOTICS	WC	D	11/21/2007	30	0	30
2006-19	WATKINS	JOHNSON	NARCOTICS	WC	D	12/12/2005	30	0	30

¹ The prosecuting official authorized the filing of the application under provisions of the state's statute. (See Table 1 for this state's statutory citation.)

² Type: WC = Cellular or Mobile Telephone (Wire), WS = Standard Telephone (Wire), WO = Other (Wire), OM = Microphone (Oral), OO = Other (Oral), ED = Digital Pager (Electronic), EE = Computer or E-Mail (Electronic), EF = Fax Machine (Electronic), EO = Other (Electronic).

³ Location: D = Portable Device, H = Personal Residence, B = Business, A = Public Area, O = Other Location, R = Roving (Relaxed Specification Order), N = Not Specified.

* The first four digits of the A.O. number represent the year in which the wiretap was terminated. Wiretaps that were terminated prior to 2007 were not reported previously because they were part of ongoing investigations.

TABLE B-1
STATE TENNESSEE

CALENDAR YEAR 2007

REPORT BY PROSECUTORS OF COURT-AUTHORIZED INTERCEPTS OF WIRE, ORAL, OR ELECTRONIC COMMUNICATIONS
PURSUANT TO 18 U.S.C. 2519

A.O. Number *	Number Of Days in Oper- ation ⁴	Average Inter- cepts per Day	Number of ⁵			Costs		Number of					
			Persons Inter- cepted	Intercepts	Incrim- inating Intercepts	Total Cost in \$	Other Than Manpower in \$	Arrests	Trials	Motions to Suppress Intercepts ⁶			Persons Con- victed
										G	D	P	
4TH JUDICIAL DISTRICT (SEVIER)													
2007-1	15	54	11	808	66	32,000	10,000	-	-	-	-	-	-
2007-2	26	27	9	692	7	RELATED TO NO. 2007-1		RELATED TO NO. 2007-1					
9TH JUDICIAL DISTRICT (ROANE)													
2007-1	59	51	30	3,000	200	-	-	14	-	-	-	-	-
20TH JUDICIAL DISTRICT (DAVIDSON)													
2007-1	58	55	176	3,165	1,348	32,328	2,200	13	-	-	-	-	3
2007-2	60	118	279	7,054	1,828	32,328	2,200	RELATED TO NO. 2007-1					
2007-3	30	8	38	231	177	30,978	850	RELATED TO NO. 2007-1					
2007-4	14	2	4	27	19	33,128	3,000	RELATED TO NO. 2007-1					
2007-5	1	2	1	2	NR	18,010	2,200	6	-	-	-	-	-
2007-6	150	103	780	15,432	1,260	24,610	8,800	RELATED TO NO. 2007-5					
2007-7	80	46	411	3,719	439	20,210	4,400	RELATED TO NO. 2007-5					
2007-8	42	8	75	321	72	16,810	1,000	RELATED TO NO. 2007-5					
2007-9	75	5	62	370	82	19,342	3,532	RELATED TO NO. 2007-5					
2007-10	51	31	123	1,601	492	17,960	2,150	RELATED TO NO. 2007-5					
2007-11	30	-	1	1	1	16,435	625	RELATED TO NO. 2007-5					
2007-12	30	14	35	427	16	17,460	1,650	RELATED TO NO. 2007-5					
2007-13	36	16	100	592	136	18,010	2,200	RELATED TO NO. 2007-5					
2007-14	30	2	16	64	10	18,010	2,200	RELATED TO NO. 2007-5					
2007-15	60	4	29	216	93	16,435	625	RELATED TO NO. 2007-5					
2007-16	22	9	44	194	NR	18,010	2,200	RELATED TO NO. 2007-5					
2007-17	30	1	15	32	11	18,010	2,200	RELATED TO NO. 2007-5					
2006-19	30	43	63	1,276	94	-	-	-	-	-	-	-	-

⁴ NI indicates never installed. I indicates installed but never used. NP indicates no prosecutor's report.

⁵ NR indicates not reported or could not be determined.

⁶ Motions: G = Granted, D = Denied, P = Pending.

* The first four digits of the A.O. number represent the year in which the wiretap was terminated. Wiretaps that were terminated prior to 2007 were not reported previously because they were part of ongoing investigations.

REPORT BY JUDGES OF COURT-AUTHORIZED INTERCEPTS OF WIRE, ORAL, OR ELECTRONIC COMMUNICATIONS
PURSUANT TO 18 U.S.C. 2519

A.O. Number *	Authorizing Official		Offense Specified	Intercept		Date of Application	Authorized Length		
	Judge	Prosecutor ¹		Type ²	Location ³		Original Order (Days)	Number of Extensions	Total Length (Days)
HARRIS									
2007-1	NUNN	BURKE	NARCOTICS	WC	D	01/29/2007	30	0	30
2007-2	LUKEMIRE	BURKE	NARCOTICS	WC	D	03/11/2007	30	0	30
2007-3	LUMSDEN	BURKE	NARCOTICS	WC	D	03/23/2007	30	0	30
2007-4	LUMSDEN	BURKE	NARCOTICS	WC	D	04/23/2007	30	1	60

¹ The prosecuting official authorized the filing of the application under provisions of the state's statute. (See Table 1 for this state's statutory citation.)

² Type: WC = Cellular or Mobile Telephone (Wire), WS = Standard Telephone (Wire), WO = Other (Wire), OM = Microphone (Oral), OO = Other (Oral), ED = Digital Pager (Electronic), EE = Computer or E-Mail (Electronic), EF = Fax Machine (Electronic), EO = Other (Electronic).

³ Location: D = Portable Device, H = Personal Residence, B = Business, A = Public Area, O = Other Location, R = Roving (Relaxed Specification Order), N = Not Specified.

* The first four digits of the A.O. number represent the year in which the wiretap was terminated. Wiretaps that were terminated prior to 2007 were not reported previously because they were part of ongoing investigations.

TABLE B-1
STATE TEXAS

CALENDAR YEAR 2007

REPORT BY PROSECUTORS OF COURT-AUTHORIZED INTERCEPTS OF WIRE, ORAL, OR ELECTRONIC COMMUNICATIONS
PURSUANT TO 18 U.S.C. 2519

A.O. Number *	Number Of Days in Oper- ation ⁴	Average Inter- cepts per Day	Number of ⁵			Costs		Number of					
			Persons Inter- cepted	Intercepts	Incrim- inating Intercepts	Total Cost in \$	Other Than Manpower in \$	Arrests	Trials	Motions to Suppress Intercepts ⁶			Persons Con- victed
										G	D	P	
HARRIS													
2007-1	29	82	35	2,382	588	16,500	1,500	5	-	-	-	-	-
2007-2	19	89	18	1,697	303	RELATED TO NO. 2007-1		1	-	-	-	-	-
2007-3	30	88	16	2,637	308	16,500	1,500	-	-	-	-	-	-
2007-4	40	145	16	5,802	383	RELATED TO NO. 2007-3		-	-	-	-	-	-

⁴ NI indicates never installed. I indicates installed but never used. NP indicates no prosecutor's report.

⁵ NR indicates not reported or could not be determined.

⁶ Motions: G = Granted, D = Denied, P = Pending.

* The first four digits of the A.O. number represent the year in which the wiretap was terminated. Wiretaps that were terminated prior to 2007 were not reported previously because they were part of ongoing investigations.

REPORT BY JUDGES OF COURT-AUTHORIZED INTERCEPTS OF WIRE, ORAL, OR ELECTRONIC COMMUNICATIONS
PURSUANT TO 18 U.S.C. 2519

A.O. Number *	Authorizing Official		Offense Specified	Intercept		Date of Application	Authorized Length		
	Judge	Prosecutor ¹		Type ²	Location ³		Original Order (Days)	Number of Extensions	Total Length (Days)
PORTSMOUTH									
2006-1	CALES	MOBLEY	NARCOTICS	WC	D	11/09/2006	30	0	30
2006-2	CALES	MOBLEY	NARCOTICS	WC	D	11/09/2006	30	0	30

¹ The prosecuting official authorized the filing of the application under provisions of the state's statute. (See Table 1 for this state's statutory citation.)

² Type: WC = Cellular or Mobile Telephone (Wire), WS = Standard Telephone (Wire), WO = Other (Wire), OM = Microphone (Oral), OO = Other (Oral), ED = Digital Pager (Electronic), EE = Computer or E-Mail (Electronic), EF = Fax Machine (Electronic), EO = Other (Electronic).

³ Location: D = Portable Device, H = Personal Residence, B = Business, A = Public Area, O = Other Location, R = Roving (Relaxed Specification Order), N = Not Specified.

* The first four digits of the A.O. number represent the year in which the wiretap was terminated. Wiretaps that were terminated prior to 2007 were not reported previously because they were part of ongoing investigations.

TABLE B-1
STATE VIRGINIA

CALENDAR YEAR 2007

REPORT BY PROSECUTORS OF COURT-AUTHORIZED INTERCEPTS OF WIRE, ORAL, OR ELECTRONIC COMMUNICATIONS
PURSUANT TO 18 U.S.C. 2519

A.O. Number *	Number Of Days in Oper- ation ⁴	Average Inter- cepts per Day	Number of ⁵			Costs		Number of					
			Persons Inter- cepted	Intercepts	Incrim- inating Intercepts	Total Cost in \$	Other Than Manpower in \$	Arrests	Trials	Motions to Suppress Intercepts ⁶			Persons Con- victed
										G	D	P	
PORTSMOUTH													
2006-1	26	NR	NR	NR	NR	RELATED TO NO. 2006-2		RELATED TO NO. 2006-2					
2006-2	26	96	47	2,509	95	103,995	26,810	1	-	-	1	-	1

⁴ NI indicates never installed. I indicates installed but never used. NP indicates no prosecutor's report.

⁵ NR indicates not reported or could not be determined.

⁶ Motions: G = Granted, D = Denied, P = Pending.

* The first four digits of the A.O. number represent the year in which the wiretap was terminated. Wiretaps that were terminated prior to 2007 were not reported previously because they were part of ongoing investigations.

TABLE B-1
STATE WISCONSIN

CALENDAR YEAR 2007

**REPORT BY JUDGES OF COURT-AUTHORIZED INTERCEPTS OF WIRE, ORAL, OR ELECTRONIC COMMUNICATIONS
PURSUANT TO 18 U.S.C. 2519**

A.O. Number *	Authorizing Official		Offense Specified	Intercept		Date of Application	Authorized Length		
	Judge	Prosecutor ¹		Type ²	Location ³		Original Order (Days)	Number of Extensions	Total Length (Days)
MILWAUKEE									
2007-1	BRENNAN	MCGRATH	NARCOTICS	WC	D	04/23/2007	30	0	30
2007-2	BRENNAN	MCGRATH	NARCOTICS	WC,EO	D	06/11/2007	30	0	30
WAUPACA									
2007-1	KIRK	SNIDER	ASSAULT	WC	D	01/18/2007	30	0	30
2007-2	KIRK	SNIDER	ASSAULT	WC	D	10/12/2007	30	0	30

¹ The prosecuting official authorized the filing of the application under provisions of the state's statute. (See Table 1 for this state's statutory citation.)

² Type: WC = Cellular or Mobile Telephone (Wire), WS = Standard Telephone (Wire), WO = Other (Wire), OM = Microphone (Oral), OO = Other (Oral), ED = Digital Pager (Electronic), EE = Computer or E-Mail (Electronic), EF = Fax Machine (Electronic), EO = Other (Electronic).

³ Location: D = Portable Device, H = Personal Residence, B = Business, A = Public Area, O = Other Location, R = Roving (Relaxed Specification Order), N = Not Specified.

* The first four digits of the A.O. number represent the year in which the wiretap was terminated. Wiretaps that were terminated prior to 2007 were not reported previously because they were part of ongoing investigations.

TABLE B-1
STATE WISCONSIN

CALENDAR YEAR 2007

REPORT BY PROSECUTORS OF COURT-AUTHORIZED INTERCEPTS OF WIRE, ORAL, OR ELECTRONIC COMMUNICATIONS
PURSUANT TO 18 U.S.C. 2519

A.O. Number *	Number Of Days in Oper- ation ⁴	Average Inter- cepts per Day	Number of ⁵			Costs		Number of					
			Persons Inter- cepted	Intercepts	Incrim- inating Intercepts	Total Cost in \$	Other Than Manpower in \$	Arrests	Trials	Motions to Suppress Intercepts ⁶			Persons Con- victed
										G	D	P	
MILWAUKEE													
2007-1	20	19	65	375	215	50,000	-	8	-	-	-	-	-
2007-2	25	72	121	1,798	468	52,500	2,500	3	-	-	-	-	-
WAUPACA													
2007-1	NI	-	-	-	-	-	-	-	-	-	-	-	-
2007-2	8	6	NR	50	3	880	880	-	-	-	-	-	-

⁴ NI indicates never installed. I indicates installed but never used. NP indicates no prosecutor's report.

⁵ NR indicates not reported or could not be determined.

⁶ Motions: G = Granted, D = Denied, P = Pending.

* The first four digits of the A.O. number represent the year in which the wiretap was terminated. Wiretaps that were terminated prior to 2007 were not reported previously because they were part of ongoing investigations.

SUPPLEMENTARY REPORT BY PROSECUTORS FOR INTERCEPTS TERMINATED IN CALENDAR YEAR 2002
AS OF DECEMBER 31, 2007

State, County	A.O. Report Number in 2002 Report	Date of Application	Additional Activity During Calendar Year 2007							
			Total Cost in \$	Persons Arrested	Trials Completed	Motions to Suppress Intercepts ²¹			Persons Con- victed	Offense for Which Convicted
						G	D	P		
ARIZONA										
STATE ATTORNEY GENERAL										
	2002-2	09/16/2002	-	1	-	-	-	-	-	
PENNSYLVANIA										
STATE ATTORNEY GENERAL										
	2002-9	08/09/2002	-	-	-	-	-	-	1	NARCOTICS
	2002-11	09/08/2002	-	-	-	-	-	-	8	NARCOTICS

¹ Motions: G = Granted, D = Denied, P = Pending.

SUPPLEMENTARY REPORT BY PROSECUTORS FOR INTERCEPTS TERMINATED IN CALENDAR YEAR 2003
AS OF DECEMBER 31, 2007

State, County	A.O. Report Number in 2003 Report	Date of Application	Additional Activity During Calendar Year 2007							
			Total Cost in \$	Persons Arrested	Trials Completed	Motions to Suppress Intercepts ¹			Persons Con- victed	Offense for Which Convicted
						G	D	P		
ARIZONA										
STATE ATTORNEY GENERAL										
	2003-2	02/18/2003	-	-	2	-	-	-	5	NARCOTICS
	2003-4	06/18/2003	-	2	-	-	-	-	-	
	2003-8	10/20/2003	-	-	-	-	-	-	1	NARCOTICS
FLORIDA										
6TH JUDICIAL CIRCUIT (PINELLAS)										
	2003-2	11/05/2003	-	-	1	-	-	-	2	NARCOTICS
NEW YORK										
QUEENS										
	2003-8	08/13/2002	-	-	-	-	-	-	3	LARCENY
PENNSYLVANIA										
STATE ATTORNEY GENERAL										
	2003-20	10/01/2003	-	-	-	-	-	-	3	NARCOTICS

¹ Motions: G = Granted, D = Denied, P = Pending.

TABLE B-2
STATE COURTS

CALENDAR YEAR 2007

**SUPPLEMENTARY REPORT BY PROSECUTORS FOR INTERCEPTS TERMINATED IN CALENDAR YEAR 2004
AS OF DECEMBER 31, 2007**

State, County	A.O. Report Number in 2004 Report	Date of Application	Additional Activity During Calendar Year 2007								
			Total Cost in \$	Persons Arrested	Trials Completed	Motions to Suppress Intercepts¹			Persons Con- victed	Offense for Which Convicted	
						G	D	P			
ARIZONA											
STATE ATTORNEY GENERAL											
	2004-2	02/04/2004	-	-	-	-	-	-	1	NARCOTICS	
CALIFORNIA											
FRESNO											
	2004-1	08/12/2004	-	-	1	-	-	-	14	NARCOTICS	
FLORIDA											
17TH JUDICIAL CIRCUIT (BROWARD)											
	2004-4	07/28/2004	-	-	-	-	-	-	1	RACKETEERING	
18TH JUDICIAL CIRCUIT (BREVARD/SEMINOLE)											
	2004-1	02/24/2004	-	-	-	-	-	-	2	NARCOTICS	
	2004-9	07/01/2004	-	-	-	-	-	-	4	NARCOTICS	
STATE ATTORNEY GENERAL											
	2004-23	09/23/2004	-	-	-	-	-	-	8	NARCOTICS	
NEW JERSEY											
STATE ATTORNEY GENERAL											
	2004-24*	05/16/2003	-	1	-	-	-	-	5	NARCOTICS	
	2004-47	(See Appendix Table B-1 in this year's report.)									
NEW YORK											
NASSAU											
	2004-3	03/25/2004	-	-	1	-	1	-	1	GAMBLING	
NEW YORK											
	2004-5	02/04/2003	-	-	-	-	-	-	5	CORRUPTION	
NY ORGANIZED CRIME TASK FORCE											
	2004-12	08/18/2004	-	-	-	-	-	-	2	NARCOTICS	
	2004-13	09/30/2004	-	-	-	-	-	-	1	NARCOTICS	
	2004-15	10/13/2004	-	-	1	-	-	-	-		

¹ Motions: G = Granted, D = Denied, P = Pending.

SUPPLEMENTARY REPORT BY PROSECUTORS FOR INTERCEPTS TERMINATED IN CALENDAR YEAR 2004
AS OF DECEMBER 31, 2007 (CONTINUED)

State, County	A.O. Report Number in 2004 Report	Date of Application	Additional Activity During Calendar Year 2007							Persons Con- victed	Offense for Which Convicted
			Total Cost in \$	Persons Arrested	Trials Completed	Motions to Suppress Intercepts ¹					
						G	D	P			
NEW YORK (CONTINUED)											
QUEENS											
	2004-201	(See Appendix Table B-1 in this year's report.)									
	2004-202	(See Appendix Table B-1 in this year's report.)									
	2004-203	(See Appendix Table B-1 in this year's report.)									
	2004-204	(See Appendix Table B-1 in this year's report.)									
	2004-205	(See Appendix Table B-1 in this year's report.)									
	2004-206	(See Appendix Table B-1 in this year's report.)									
	2004-207	(See Appendix Table B-1 in this year's report.)									
	2004-208	(See Appendix Table B-1 in this year's report.)									
	2004-209	(See Appendix Table B-1 in this year's report.)									
	2004-210	(See Appendix Table B-1 in this year's report.)									
	2004-211	(See Appendix Table B-1 in this year's report.)									
	2004-212	(See Appendix Table B-1 in this year's report.)									
	2004-213	(See Appendix Table B-1 in this year's report.)									
	2004-214	(See Appendix Table B-1 in this year's report.)									
	2004-215	(See Appendix Table B-1 in this year's report.)									
	2004-216	(See Appendix Table B-1 in this year's report.)									
	2004-217	(See Appendix Table B-1 in this year's report.)									
	2004-218	(See Appendix Table B-1 in this year's report.)									
	2004-219	(See Appendix Table B-1 in this year's report.)									
	2004-220	(See Appendix Table B-1 in this year's report.)									
	2004-221	(See Appendix Table B-1 in this year's report.)									
	2004-222	(See Appendix Table B-1 in this year's report.)									
	2004-223	(See Appendix Table B-1 in this year's report.)									
	2004-224	(See Appendix Table B-1 in this year's report.)									

¹ Motions: G = Granted, D = Denied, P = Pending.

SUPPLEMENTARY REPORT BY PROSECUTORS FOR INTERCEPTS TERMINATED IN CALENDAR YEAR 2005
AS OF DECEMBER 31, 2007

State, County	A.O. Report Number in 2005 Report	Date of Application	Additional Activity During Calendar Year 2007								
			Total Cost in \$	Persons Arrested	Trials Completed	Motions to Suppress Intercepts ¹			Persons Con- victed	Offense for Which Convicted	
						G	D	P			
ARIZONA											
MARICOPA	2005-4	07/26/2005	-	13	-	-	-	-	8	NARCOTICS	
STATE ATTORNEY GENERAL											
	2005-1	11/29/2004	-	1	-	-	-	-	-		
	2005-7	10/26/2005	-	3	-	-	-	-	13	NARCOTICS	
CONNECTICUT											
ANSONIA-MILFORD	2005-1	(See Appendix Table B-1 in this year's report.)									
FLORIDA											
9TH JUDICIAL CIRCUIT (ORANGE/OSCEOLA)											
	2005-2	07/19/2005	-	-	2	-	-	-	2	NARCOTICS	
17TH JUDICIAL CIRCUIT (BROWARD)											
	2005-3	03/24/2005	-	2	-	-	-	-	8	RACKETEERING	
	2005-5	04/29/2005	-	1	-	-	-	-	3	NARCOTICS	
STATE ATTORNEY GENERAL											
	2005-8	06/23/2005	-	-	-	-	-	-	6	NARCOTICS	
	2005-9	07/06/2005	-	19	-	-	1	-	20	NARCOTICS	
	2005-12	07/28/2005	-	-	-	-	-	-	-		
	2005-15	08/03/2005	-	18	2	-	-	-	18	NARCOTICS	
	2005-20	08/19/2005	Linked to another wiretap involving the same investigation								
	2005-24	09/02/2005	Linked to another wiretap involving the same investigation								
	2005-26	09/26/2005	-	-	-	-	-	-	9	NARCOTICS	
	2005-31	10/19/2005	-	1	-	-	-	-	1	NARCOTICS	
GEORGIA											
GWINNETT											
	2005-1	01/20/2005	-	-	-	-	-	-	4	NARCOTICS	
	2005-6	08/08/2005	-	-	-	-	-	-	2	NARCOTICS	
MARYLAND											
STATE ATTORNEY GENERAL											
	2005-4	03/07/2005	-	-	-	-	-	-	5	NARCOTICS	

¹ Motions: G = Granted, D = Denied, P = Pending.

SUPPLEMENTARY REPORT BY PROSECUTORS FOR INTERCEPTS TERMINATED IN CALENDAR YEAR 2005
AS OF DECEMBER 31, 2007 (CONTINUED)

State, County	A.O. Report Number in 2005 Report	Date of Application	Additional Activity During Calendar Year 2007							Persons Con- victed	Offense for Which Convicted
			Total Cost in \$	Persons Arrested	Trials Completed	Motions to Suppress Intercepts¹					
						G	D	P			
NEW JERSEY											
CAMDEN	2005-2	04/28/2005	-	-	-	-	-	-	11	NARCOTICS	
HUDSON	2005-1	02/15/2005	-	-	-	-	-	-	2	NARCOTICS	
	2005-7	03/24/2005	-	-	-	-	-	-	2	NARCOTICS	
	2005-8	05/13/2005	-	-	-	-	-	-	9	NARCOTICS	
MORRIS	2005-1	01/05/2005	-	-	-	-	-	-	3	GAMBLING	
	2005-3	02/23/2005	-	-	-	-	-	-	7	NARCOTICS	
	2005-4	09/06/2005	-	-	-	-	-	-	4	NARCOTICS	
	2005-6	09/06/2005	-	-	-	-	-	-	4	NARCOTICS	
	2005-7	09/06/2005	-	-	-	-	-	-	1	NARCOTICS	
	2005-11	09/06/2005	-	-	-	-	-	-	22	NARCOTICS	
STATE ATTORNEY GENERAL	2005-14	03/07/2005	-	-	1	-	-	-	1	MURDER	
	2005-30*	03/30/2004	-	-	-	-	-	-	1	NARCOTICS	
	2005-81	(See Appendix Table B-1 in this year's report.)									
	2005-82	(See Appendix Table B-1 in this year's report.)									
	2005-83	(See Appendix Table B-1 in this year's report.)									
	2005-84	(See Appendix Table B-1 in this year's report.)									
	2005-85	(See Appendix Table B-1 in this year's report.)									
	2005-86	(See Appendix Table B-1 in this year's report.)									
	2005-87	(See Appendix Table B-1 in this year's report.)									
	2005-88	(See Appendix Table B-1 in this year's report.)									
	2005-89	(See Appendix Table B-1 in this year's report.)									
	2005-90	(See Appendix Table B-1 in this year's report.)									

¹ Motions: G = Granted, D = Denied, P = Pending.

SUPPLEMENTARY REPORT BY PROSECUTORS FOR INTERCEPTS TERMINATED IN CALENDAR YEAR 2005
AS OF DECEMBER 31, 2007 (CONTINUED)

State, County	A.O. Report Number in 2005 Report	Date of Application	Additional Activity During Calendar Year 2007							
			Total Cost in \$	Persons Arrested	Trials Completed	Motions to Suppress Intercepts ¹			Persons Con- victed	Offense for Which Convicted
						G	D	P		
NEW JERSEY (CONTINUED)										
STATE ATTORNEY GENERAL (CONTINUED)										
	2005-91	(See Appendix Table B-1 in this year's report.)								
	2005-92	(See Appendix Table B-1 in this year's report.)								
	2005-93	(See Appendix Table B-1 in this year's report.)								
	2005-94	(See Appendix Table B-1 in this year's report.)								
	2005-95	(See Appendix Table B-1 in this year's report.)								
NEW YORK										
NASSAU										
	2005-2	03/14/2005	-	-	-	-	-	-	1	CONSPIRACY
	2005-5	09/22/2005	-	4	-	-	-	-	4	LARCENY
NY ORGANIZED CRIME TASK FORCE										
	2005-6	04/28/2005	-	2	-	-	-	-	3	NARCOTICS
QUEENS										
	2005-103	06/23/2005	-	-	-	-	-	-	3	LARCENY
	2005-141	(See Appendix Table B-1 in this year's report.)								
	2005-142	(See Appendix Table B-1 in this year's report.)								
	2005-143	(See Appendix Table B-1 in this year's report.)								
	2005-144	(See Appendix Table B-1 in this year's report.)								
	2005-145	(See Appendix Table B-1 in this year's report.)								
	2005-146	(See Appendix Table B-1 in this year's report.)								
	2005-147	(See Appendix Table B-1 in this year's report.)								
	2005-148	(See Appendix Table B-1 in this year's report.)								
	2005-149	(See Appendix Table B-1 in this year's report.)								
	2005-150	(See Appendix Table B-1 in this year's report.)								
	2005-151	(See Appendix Table B-1 in this year's report.)								

¹ Motions: G = Granted, D = Denied, P = Pending.

SUPPLEMENTARY REPORT BY PROSECUTORS FOR INTERCEPTS TERMINATED IN CALENDAR YEAR 2005
AS OF DECEMBER 31, 2007 (CONTINUED)

State, County	A.O. Report Number in 2005 Report	Date of Application	Additional Activity During Calendar Year 2007							Persons Con- victed	Offense for Which Convicted
			Total Cost in \$	Persons Arrested	Trials Completed	Motions to Suppress Intercepts ¹					
						G	D	P			
NEW YORK (CONTINUED)											
QUEENS (CONTINUED)											
	2005-152	(See Appendix Table B-1 in this year's report.)									
	2005-153	(See Appendix Table B-1 in this year's report.)									
	2005-154	(See Appendix Table B-1 in this year's report.)									
	2005-155	(See Appendix Table B-1 in this year's report.)									
	2005-156	(See Appendix Table B-1 in this year's report.)									
	2005-157	(See Appendix Table B-1 in this year's report.)									
	2005-158	(See Appendix Table B-1 in this year's report.)									
	2005-159	(See Appendix Table B-1 in this year's report.)									
	2005-160	(See Appendix Table B-1 in this year's report.)									
	2005-161	(See Appendix Table B-1 in this year's report.)									
	2005-162	(See Appendix Table B-1 in this year's report.)									
	2005-163	(See Appendix Table B-1 in this year's report.)									
	2005-164	(See Appendix Table B-1 in this year's report.)									
	2005-165	(See Appendix Table B-1 in this year's report.)									
	2005-166	(See Appendix Table B-1 in this year's report.)									
	2005-167	(See Appendix Table B-1 in this year's report.)									
	2005-168	(See Appendix Table B-1 in this year's report.)									
	2005-169	(See Appendix Table B-1 in this year's report.)									
	2005-170	(See Appendix Table B-1 in this year's report.)									
	2005-171	(See Appendix Table B-1 in this year's report.)									
	2005-172	(See Appendix Table B-1 in this year's report.)									
	2005-173	(See Appendix Table B-1 in this year's report.)									
	2005-174	(See Appendix Table B-1 in this year's report.)									
	2005-175	(See Appendix Table B-1 in this year's report.)									
	2005-176	(See Appendix Table B-1 in this year's report.)									

¹ Motions: G = Granted, D = Denied, P = Pending.

SUPPLEMENTARY REPORT BY PROSECUTORS FOR INTERCEPTS TERMINATED IN CALENDAR YEAR 2005
AS OF DECEMBER 31, 2007 (CONTINUED)

State, County	A.O. Report Number in 2005 Report	Date of Application	Additional Activity During Calendar Year 2007							Persons Con- victed	Offense for Which Convicted
			Total Cost in \$	Persons Arrested	Trials Completed	Motions to Suppress Intercepts ¹					
						G	D	P			
NEW YORK (CONTINUED)											
QUEENS (CONTINUED)											
	2005-177	(See Appendix Table B-1 in this year's report.)									
	2005-178	(See Appendix Table B-1 in this year's report.)									
	2005-179	(See Appendix Table B-1 in this year's report.)									
	2005-180	(See Appendix Table B-1 in this year's report.)									
	2005-181	(See Appendix Table B-1 in this year's report.)									
	2005-182	(See Appendix Table B-1 in this year's report.)									
	2005-183	(See Appendix Table B-1 in this year's report.)									
	2005-184	(See Appendix Table B-1 in this year's report.)									
	2005-185	(See Appendix Table B-1 in this year's report.)									
	2005-186	(See Appendix Table B-1 in this year's report.)									
	2005-187	(See Appendix Table B-1 in this year's report.)									
	2005-188	(See Appendix Table B-1 in this year's report.)									
	2005-189	(See Appendix Table B-1 in this year's report.)									
	2005-190	(See Appendix Table B-1 in this year's report.)									
	2005-191	(See Appendix Table B-1 in this year's report.)									
	2005-192	(See Appendix Table B-1 in this year's report.)									
	2005-193	(See Appendix Table B-1 in this year's report.)									
	2005-194	(See Appendix Table B-1 in this year's report.)									
	2005-195	(See Appendix Table B-1 in this year's report.)									
	2005-196	(See Appendix Table B-1 in this year's report.)									
	2005-197	(See Appendix Table B-1 in this year's report.)									
	2005-198	(See Appendix Table B-1 in this year's report.)									
	2005-199	(See Appendix Table B-1 in this year's report.)									
	2005-200	(See Appendix Table B-1 in this year's report.)									
	2005-201	(See Appendix Table B-1 in this year's report.)									

¹ Motions: G = Granted, D = Denied, P = Pending.

SUPPLEMENTARY REPORT BY PROSECUTORS FOR INTERCEPTS TERMINATED IN CALENDAR YEAR 2005
AS OF DECEMBER 31, 2007 (CONTINUED)

State, County	A.O. Report Number in 2005 Report	Date of Application	Additional Activity During Calendar Year 2007							Persons Con- victed	Offense for Which Convicted
			Total Cost in \$	Persons Arrested	Trials Completed	Motions to Suppress Intercepts ¹					
						G	D	P			
NEW YORK (CONTINUED)											
QUEENS (CONTINUED)											
	2005-202	(See Appendix Table B-1 in this year's report.)									
	2005-203	(See Appendix Table B-1 in this year's report.)									
	2005-204	(See Appendix Table B-1 in this year's report.)									
	2005-205	(See Appendix Table B-1 in this year's report.)									
	2005-206	(See Appendix Table B-1 in this year's report.)									
	2005-207	(See Appendix Table B-1 in this year's report.)									
	2005-208	(See Appendix Table B-1 in this year's report.)									
	2005-209	(See Appendix Table B-1 in this year's report.)									
	2005-210	(See Appendix Table B-1 in this year's report.)									
WESTCHESTER											
	2005-7	01/31/2005	-	-	-	-	-	-	1	NARCOTICS	
	2005-12	05/13/2005	-	-	-	-	-	-	4	NARCOTICS	
PENNSYLVANIA											
STATE ATTORNEY GENERAL											
	2005-6	01/25/2005	-	-	-	-	-	-	1	CORRUPTION	
	2005-9	02/03/2005	-	-	-	-	-	-	17	NARCOTICS	
	2005-27	09/08/2005	-	-	-	-	-	-	1	NARCOTICS	
	2005-29	10/07/2005	-	-	2	-	-	-	13	NARCOTICS	
	2005-30	10/14/2005	-	-	1	-	-	-	3	NARCOTICS	
TEXAS											
FORT BEND											
	2005-1	08/18/2005	-	-	1	-	-	-	3	NARCOTICS	

¹ Motions: G = Granted, D = Denied, P = Pending.

SUPPLEMENTARY REPORT BY PROSECUTORS FOR INTERCEPTS TERMINATED IN CALENDAR YEAR 2006
AS OF DECEMBER 31, 2007

State, County	A.O. Report Number in 2006 Report	Date of Application	Additional Activity During Calendar Year 2007								
			Total Cost in \$	Persons Arrested	Trials Completed	Motions to Suppress Intercepts ¹			Persons Con- victed	Offense for Which Convicted	
						G	D	P			
ARIZONA											
MARICOPA											
	2006-8	10/02/2006	-	1	-	-	-	-	-		
STATE ATTORNEY GENERAL											
	2006-2	02/07/2006	-	4	-	-	-	-	1	NARCOTICS	
	2006-3	03/27/2006	-	3	-	-	-	-	13	NARCOTICS	
CALIFORNIA											
CONTRA COSTA											
	2006-1	02/22/2006	-	4	-	-	-	-	-		
	2006-2	04/17/2006	-	9	-	-	-	-	1	NARCOTICS	
	2006-3	07/27/2006	Linked to another wiretap involving the same investigation								
	2006-4	09/06/2006	Linked to another wiretap involving the same investigation								
	2006-5	10/13/2006	Linked to another wiretap involving the same investigation								
LOS ANGELES											
	2006-234	(See Appendix Table B-1 in this year's report.)									
	2006-235	(See Appendix Table B-1 in this year's report.)									
	2006-237	(See Appendix Table B-1 in this year's report.)									
	2006-238	(See Appendix Table B-1 in this year's report.)									
	2006-239	(See Appendix Table B-1 in this year's report.)									
	2006-240	(See Appendix Table B-1 in this year's report.)									
	2006-241	(See Appendix Table B-1 in this year's report.)									
	2006-242	(See Appendix Table B-1 in this year's report.)									
	2006-243	(See Appendix Table B-1 in this year's report.)									
	2006-244	(See Appendix Table B-1 in this year's report.)									
	2006-245	(See Appendix Table B-1 in this year's report.)									
	2006-246	(See Appendix Table B-1 in this year's report.)									
	2006-247	(See Appendix Table B-1 in this year's report.)									

¹ Motions: G = Granted, D = Denied, P = Pending.

SUPPLEMENTARY REPORT BY PROSECUTORS FOR INTERCEPTS TERMINATED IN CALENDAR YEAR 2006
AS OF DECEMBER 31, 2007 (CONTINUED)

State, County	A.O. Report Number in 2006 Report	Date of Application	Additional Activity During Calendar Year 2007								
			Total Cost in \$	Persons Arrested	Trials Completed	Motions to Suppress Intercepts ¹			Persons Con- victed	Offense for Which Convicted	
						G	D	P			
CALIFORNIA (CONTINUED)											
LOS ANGELES (CONTINUED)											
	2006-248	(See Appendix Table B-1 in this year's report.)									
	2006-249	(See Appendix Table B-1 in this year's report.)									
	2006-250	(See Appendix Table B-1 in this year's report.)									
	2006-251	(See Appendix Table B-1 in this year's report.)									
	2006-252	(See Appendix Table B-1 in this year's report.)									
	2006-253	(See Appendix Table B-1 in this year's report.)									
	2006-254	(See Appendix Table B-1 in this year's report.)									
	2006-255	(See Appendix Table B-1 in this year's report.)									
	2006-256	(See Appendix Table B-1 in this year's report.)									
	2006-257	(See Appendix Table B-1 in this year's report.)									
	2006-258	(See Appendix Table B-1 in this year's report.)									
	2006-259	(See Appendix Table B-1 in this year's report.)									
	2006-260	(See Appendix Table B-1 in this year's report.)									
	2006-261	(See Appendix Table B-1 in this year's report.)									
	2006-262	(See Appendix Table B-1 in this year's report.)									
	2006-263	(See Appendix Table B-1 in this year's report.)									
	2006-264	(See Appendix Table B-1 in this year's report.)									
SACRAMENTO											
	2006-1	(See Appendix Table B-1 in this year's report.)									
	2006-2	(See Appendix Table B-1 in this year's report.)									
	2006-3	(See Appendix Table B-1 in this year's report.)									
	2006-4	(See Appendix Table B-1 in this year's report.)									

¹ Motions: G = Granted, D = Denied, P = Pending.

SUPPLEMENTARY REPORT BY PROSECUTORS FOR INTERCEPTS TERMINATED IN CALENDAR YEAR 2006
AS OF DECEMBER 31, 2007 (CONTINUED)

State, County	A.O. Report Number in 2006 Report	Date of Application	Additional Activity During Calendar Year 2007								Persons Con- victed	Offense for Which Convicted
			Total Cost in \$	Persons Arrested	Trials Completed	Motions to Suppress Intercepts ¹						
						G	D	P				
CALIFORNIA (CONTINUED)												
SAN DIEGO												
	2006-6	01/06/2006	-	-	-	-	1	-	8	NARCOTICS		
	2006-27	04/06/2006	-	-	-	-	-	-	14	MURDER		
	2006-44	07/12/2006	-	-	-	-	-	-	1	NARCOTICS		
	2006-51	08/03/2006	-	-	-	-	-	-	3	NARCOTICS		
	2006-57	09/08/2006	-	-	1	-	1	-	7	NARCOTICS		
	2006-81	(See Appendix Table B-1 in this year's report.)										
	2006-82	(See Appendix Table B-1 in this year's report.)										
	2006-83	(See Appendix Table B-1 in this year's report.)										
	2006-84	(See Appendix Table B-1 in this year's report.)										
	2006-85	(See Appendix Table B-1 in this year's report.)										
	2006-86	(See Appendix Table B-1 in this year's report.)										
	2006-87	(See Appendix Table B-1 in this year's report.)										
	2006-88	(See Appendix Table B-1 in this year's report.)										
	2006-89	(See Appendix Table B-1 in this year's report.)										
	2006-90	(See Appendix Table B-1 in this year's report.)										
	2006-91	(See Appendix Table B-1 in this year's report.)										
	2006-92	(See Appendix Table B-1 in this year's report.)										
	2006-93	(See Appendix Table B-1 in this year's report.)										
	2006-94	(See Appendix Table B-1 in this year's report.)										
	2006-95	(See Appendix Table B-1 in this year's report.)										
SANTA BARBARA												
	2006-2	09/26/2006	-	-	-	-	-	-	3	NARCOTICS		
SANTA CLARA												
	2006-1	11/21/2006	-	1	-	-	-	-	4	MURDER		

¹ Motions: G = Granted, D = Denied, P = Pending.

SUPPLEMENTARY REPORT BY PROSECUTORS FOR INTERCEPTS TERMINATED IN CALENDAR YEAR 2006
AS OF DECEMBER 31, 2007 (CONTINUED)

State, County	A.O. Report Number in 2006 Report	Date of Application	Additional Activity During Calendar Year 2007							
			Total Cost in \$	Persons Arrested	Trials Completed	Motions to Suppress Intercepts ¹			Persons Con- victed	Offense for Which Convicted
						G	D	P		
CALIFORNIA (CONTINUED)										
STANISLAUS										
	2006-1	01/18/2006	-	12	-	-	-	-	10	NARCOTICS
COLORADO										
4TH JUDICIAL DISTRICT (EL PASO)										
	2006-1	02/03/2006	-	-	1	-	-	1	2	NARCOTICS
	2006-3	02/10/2006	Linked to another wiretap involving the same investigation							
	2006-12	04/18/2006	Linked to another wiretap involving the same investigation							
	2006-14	05/11/2006	-	-	-	-	-	-	3	NARCOTICS
	2006-17	06/01/2006	-	-	-	-	-	-	3	NARCOTICS
	2006-18	06/07/2006	-	-	-	-	-	1	4	NARCOTICS
9TH JUDICIAL DISTRICT (GARFIELD, PITKIN, RIO)										
	2006-1	06/29/2006	-	14	-	-	-	1	5	NARCOTICS
	2006-2	08/07/2006	Linked to another wiretap involving the same investigation							
21ST JUDICIAL DISTRICT (MESA)										
	2006-1	01/29/2006	-	-	1	-	1	-	1	NARCOTICS
	2006-6	11/02/2006	-	3	-	-	-	-	3	NARCOTICS
CONNECTICUT										
ANSONIA-MILFORD										
	2006-1	(See Appendix Table B-1 in this year's report.)								
	2006-2	(See Appendix Table B-1 in this year's report.)								
	2006-3	(See Appendix Table B-1 in this year's report.)								
	2006-4	(See Appendix Table B-1 in this year's report.)								
FLORIDA										
13TH JUDICIAL CIRCUIT (HILLSBOROUGH)										
	2006-1	(See Appendix Table B-1 in this year's report.)								
	2006-2	(See Appendix Table B-1 in this year's report.)								

¹ Motions: G = Granted, D = Denied, P = Pending.

SUPPLEMENTARY REPORT BY PROSECUTORS FOR INTERCEPTS TERMINATED IN CALENDAR YEAR 2006
AS OF DECEMBER 31, 2007 (CONTINUED)

State, County	A.O. Report Number in 2006 Report	Date of Application	Additional Activity During Calendar Year 2007								
			Total Cost in \$	Persons Arrested	Trials Completed	Motions to Suppress Intercepts ¹			Persons Con- victed	Offense for Which Convicted	
						G	D	P			
FLORIDA (CONTINUED)											
13TH JUDICIAL CIRCUIT (HILLSBOROUGH) (CONTINUED)											
	2006-3	(See Appendix Table B-1 in this year's report.)									
	2006-4	(See Appendix Table B-1 in this year's report.)									
	2006-5	(See Appendix Table B-1 in this year's report.)									
	2006-6	(See Appendix Table B-1 in this year's report.)									
17TH JUDICIAL CIRCUIT (BROWARD)											
	2006-1	12/19/2005	-	-	-	-	-	-	2	RACKETEERING	
18TH JUDICIAL CIRCUIT (BREVARD/SEMINOLE)											
	2006-6	04/17/2006	-	-	-	-	-	-	29	NARCOTICS	
	2006-10	05/08/2006	-	-	-	-	-	-	16	NARCOTICS	
19TH JUDICIAL CIRCUIT (SAINT LUCIE)											
	2006-1	03/10/2006	-	-	2	-	-	-	2	NARCOTICS	
STATE ATTORNEY GENERAL											
	2006-8	08/10/2006	-	16	-	-	-	-	6	NARCOTICS	
	2006-10	11/13/2006	-	2	-	-	-	-	-		
MARYLAND											
FREDERICK											
	2006-1	06/14/2006	-	14	-	-	-	-	-		
MONTGOMERY											
	2006-1	07/18/2006	-	1	-	-	1	-	11	NARCOTICS	
MASSACHUSETTS											
STATE ATTORNEY GENERAL											
	2006-1	11/02/2005	-	-	-	-	2	-	2	NARCOTICS	
	2006-6	07/14/2006	-	-	-	-	-	1	2	NARCOTICS	
NEVADA											
CLARK											
	2006-6	10/24/2006	-	1	-	-	-	-	1	NARCOTICS	
NEW JERSEY											
ATLANTIC											
	2006-1	11/29/2006	-	13	-	-	-	10	3	NARCOTICS	

¹ Motions: G = Granted, D = Denied, P = Pending.

SUPPLEMENTARY REPORT BY PROSECUTORS FOR INTERCEPTS TERMINATED IN CALENDAR YEAR 2006
AS OF DECEMBER 31, 2007 (CONTINUED)

State, County	A.O. Report Number in 2006 Report	Date of Application	Additional Activity During Calendar Year 2007								
			Total Cost in \$	Persons Arrested	Trials Completed	Motions to Suppress Intercepts¹			Persons Con- victed	Offense for Which Convicted	
						G	D	P			
NEW JERSEY (CONTINUED)	2006-2	(See Appendix Table B-1 in this year's report.)									
HUDSON											
	2006-2	02/15/2006		-	-	-	-	-	-	19	NARCOTICS
	2006-11	06/27/2006		-	1	-	-	-	-	15	NARCOTICS
	2006-18	10/31/2006		-	-	-	-	-	-	12	NARCOTICS
MORRIS											
	2006-3	06/08/2006		-	-	-	-	-	-	15	NARCOTICS
	2006-9	09/07/2006		-	-	-	-	-	-	6	NARCOTICS
STATE ATTORNEY GENERAL											
	2006-6	01/30/2006		-	2	-	-	-	-	2	GAMBLING
	2006-21	05/12/2006		-	20	-	-	-	-	20	NARCOTICS
	2006-25	05/19/2006		-	4	-	-	-	-	4	NARCOTICS
	2004-43	09/30/2004		-	2	-	-	-	-	2	RACKETEERING
	2006-64	(See Appendix Table B-1 in this year's report.)									
	2006-65	(See Appendix Table B-1 in this year's report.)									
	2006-66	(See Appendix Table B-1 in this year's report.)									
	2006-67	(See Appendix Table B-1 in this year's report.)									
	2006-68	(See Appendix Table B-1 in this year's report.)									
	2006-69	(See Appendix Table B-1 in this year's report.)									
	2006-70	(See Appendix Table B-1 in this year's report.)									
	2006-71	(See Appendix Table B-1 in this year's report.)									
	2006-72	(See Appendix Table B-1 in this year's report.)									
	2006-73	(See Appendix Table B-1 in this year's report.)									
	2005-74	11/17/2005		-	15	-	-	-	-	15	NARCOTICS
	2006-74	(See Appendix Table B-1 in this year's report.)									
	2006-75	(See Appendix Table B-1 in this year's report.)									

¹ Motions: G = Granted, D = Denied, P = Pending.

SUPPLEMENTARY REPORT BY PROSECUTORS FOR INTERCEPTS TERMINATED IN CALENDAR YEAR 2006
AS OF DECEMBER 31, 2007 (CONTINUED)

State, County	A.O. Report Number in 2006 Report	Date of Application	Additional Activity During Calendar Year 2007							
			Total Cost in \$	Persons Arrested	Trials Completed	Motions to Suppress Intercepts ¹			Persons Con- victed	Offense for Which Convicted
						G	D	P		
NEW JERSEY (CONTINUED)										
STATE ATTORNEY GENERAL (CONTINUED)										
	2006-76	(See Appendix Table B-1 in this year's report.)								
	2006-77	(See Appendix Table B-1 in this year's report.)								
	2006-78	(See Appendix Table B-1 in this year's report.)								
	2006-79	(See Appendix Table B-1 in this year's report.)								
	2006-80	(See Appendix Table B-1 in this year's report.)								
	2006-81	(See Appendix Table B-1 in this year's report.)								
	2006-82	(See Appendix Table B-1 in this year's report.)								
	2006-83	(See Appendix Table B-1 in this year's report.)								
	2006-84	(See Appendix Table B-1 in this year's report.)								
	2006-85	(See Appendix Table B-1 in this year's report.)								
	2006-86	(See Appendix Table B-1 in this year's report.)								
	2006-87	(See Appendix Table B-1 in this year's report.)								
	2006-88	(See Appendix Table B-1 in this year's report.)								
	2006-89	(See Appendix Table B-1 in this year's report.)								
	2006-90	(See Appendix Table B-1 in this year's report.)								
	2006-91	(See Appendix Table B-1 in this year's report.)								
	2006-92	(See Appendix Table B-1 in this year's report.)								
	2006-93	(See Appendix Table B-1 in this year's report.)								
	2006-94	(See Appendix Table B-1 in this year's report.)								
	2006-95	(See Appendix Table B-1 in this year's report.)								
	2006-96	(See Appendix Table B-1 in this year's report.)								
	2006-97	(See Appendix Table B-1 in this year's report.)								
	2006-98	(See Appendix Table B-1 in this year's report.)								
	2006-99	(See Appendix Table B-1 in this year's report.)								
	2006-100	(See Appendix Table B-1 in this year's report.)								
	2006-101	(See Appendix Table B-1 in this year's report.)								

¹ Motions: G = Granted, D = Denied, P = Pending.

SUPPLEMENTARY REPORT BY PROSECUTORS FOR INTERCEPTS TERMINATED IN CALENDAR YEAR 2006
AS OF DECEMBER 31, 2007 (CONTINUED)

State, County	A.O. Report Number in 2006 Report	Date of Application	Additional Activity During Calendar Year 2007							
			Total Cost in \$	Persons Arrested	Trials Completed	Motions to Suppress Intercepts ¹			Persons Con- victed	Offense for Which Convicted
						G	D	P		

NEW JERSEY (CONTINUED)

STATE ATTORNEY GENERAL (CONTINUED)

2006-102 (See Appendix Table B-1 in this year's report.)

2006-103 (See Appendix Table B-1 in this year's report.)

2006-104 (See Appendix Table B-1 in this year's report.)

2006-105 (See Appendix Table B-1 in this year's report.)

2006-106 (See Appendix Table B-1 in this year's report.)

2006-107 (See Appendix Table B-1 in this year's report.)

2006-108 (See Appendix Table B-1 in this year's report.)

2006-109 (See Appendix Table B-1 in this year's report.)

2006-110 (See Appendix Table B-1 in this year's report.)

UNION

2006-1 (See Appendix Table B-1 in this year's report.)

2006-2 (See Appendix Table B-1 in this year's report.)

2006-3 (See Appendix Table B-1 in this year's report.)

2006-4 (See Appendix Table B-1 in this year's report.)

2006-5 (See Appendix Table B-1 in this year's report.)

2006-6 (See Appendix Table B-1 in this year's report.)

2006-7 (See Appendix Table B-1 in this year's report.)

2006-8 (See Appendix Table B-1 in this year's report.)

2006-9 (See Appendix Table B-1 in this year's report.)

2006-10 (See Appendix Table B-1 in this year's report.)

2006-11 (See Appendix Table B-1 in this year's report.)

2006-12 (See Appendix Table B-1 in this year's report.)

2006-13 (See Appendix Table B-1 in this year's report.)

2006-14 (See Appendix Table B-1 in this year's report.)

2006-15 (See Appendix Table B-1 in this year's report.)

¹ Motions: G = Granted, D = Denied, P = Pending.

SUPPLEMENTARY REPORT BY PROSECUTORS FOR INTERCEPTS TERMINATED IN CALENDAR YEAR 2006
AS OF DECEMBER 31, 2007 (CONTINUED)

State, County	A.O. Report Number in 2006 Report	Date of Application	Additional Activity During Calendar Year 2007							
			Total Cost in \$	Persons Arrested	Trials Completed	Motions to Suppress Intercepts ¹			Persons Con- victed	Offense for Which Convicted
						G	D	P		
NEW JERSEY (CONTINUED)										
WARREN										
	2006-1	05/17/2006	-	3	-	-	-	-	3	NARCOTICS
	2006-2	06/05/2006	-	6	-	-	-	-	6	NARCOTICS
NEW YORK										
NEW YORK										
	2006-1	01/27/2005	-	-	-	-	-	-	8	GAMBLING
	2006-2	02/01/2005	-	6	-	-	6	-	4	LARCENY
	2006-13	06/30/2006	-	4	-	-	-	-	-	
NY ORGANIZED CRIME TASK FORCE										
	2006-1	11/09/2005	-	12	-	-	-	-	12	NARCOTICS
	2006-5	01/10/2006	-	3	-	-	-	-	4	NARCOTICS
	2006-6	01/30/2006	-	1	-	-	-	-	4	NARCOTICS
	2006-9	05/11/2006	-	12	-	-	-	-	12	NARCOTICS
	2006-12	09/08/2006	-	7	-	-	-	-	42	NARCOTICS
ONONDAGA										
	2006-1	(See Appendix Table B-1 in this year's report.)								
	2006-2	(See Appendix Table B-1 in this year's report.)								
	2006-3	(See Appendix Table B-1 in this year's report.)								
	2006-4	(See Appendix Table B-1 in this year's report.)								
QUEENS										
	2006-2	07/27/2005	-	-	-	-	-	-	8	LARCENY
	2006-3	08/19/2005	-	-	-	-	1	1	28	GAMBLING
	2006-45	02/21/2006	-	14	-	-	-	-	5	LARCENY
	2006-130	(See Appendix Table B-1 in this year's report.)								
	2006-131	(See Appendix Table B-1 in this year's report.)								
	2006-132	(See Appendix Table B-1 in this year's report.)								
	2006-133	(See Appendix Table B-1 in this year's report.)								
	2006-134	(See Appendix Table B-1 in this year's report.)								

¹ Motions: G = Granted, D = Denied, P = Pending.

SUPPLEMENTARY REPORT BY PROSECUTORS FOR INTERCEPTS TERMINATED IN CALENDAR YEAR 2006
AS OF DECEMBER 31, 2007 (CONTINUED)

State, County	A.O. Report Number in 2006 Report	Date of Application	Additional Activity During Calendar Year 2007							
			Total Cost in \$	Persons Arrested	Trials Completed	Motions to Suppress Intercepts ¹			Persons Con- victed	Offense for Which Convicted
						G	D	P		
NEW YORK (CONTINUED)										
QUEENS (CONTINUED)										
	2006-135	(See Appendix Table B-1 in this year's report.)								
	2006-136	(See Appendix Table B-1 in this year's report.)								
	2006-137	(See Appendix Table B-1 in this year's report.)								
	2006-138	(See Appendix Table B-1 in this year's report.)								
	2006-139	(See Appendix Table B-1 in this year's report.)								
	2006-140	(See Appendix Table B-1 in this year's report.)								
	2006-141	(See Appendix Table B-1 in this year's report.)								
	2006-142	(See Appendix Table B-1 in this year's report.)								
	2006-143	(See Appendix Table B-1 in this year's report.)								
	2006-144	(See Appendix Table B-1 in this year's report.)								
	2006-145	(See Appendix Table B-1 in this year's report.)								
	2006-146	(See Appendix Table B-1 in this year's report.)								
	2006-147	(See Appendix Table B-1 in this year's report.)								
	2006-148	(See Appendix Table B-1 in this year's report.)								
	2006-149	(See Appendix Table B-1 in this year's report.)								
	2006-150	(See Appendix Table B-1 in this year's report.)								
	2006-151	(See Appendix Table B-1 in this year's report.)								
	2006-152	(See Appendix Table B-1 in this year's report.)								
	2006-153	(See Appendix Table B-1 in this year's report.)								
	2006-154	(See Appendix Table B-1 in this year's report.)								
	2006-155	(See Appendix Table B-1 in this year's report.)								
	2006-156	(See Appendix Table B-1 in this year's report.)								
	2006-157	(See Appendix Table B-1 in this year's report.)								
	2006-158	(See Appendix Table B-1 in this year's report.)								

¹ Motions: G = Granted, D = Denied, P = Pending.

SUPPLEMENTARY REPORT BY PROSECUTORS FOR INTERCEPTS TERMINATED IN CALENDAR YEAR 2006
AS OF DECEMBER 31, 2007 (CONTINUED)

State, County	A.O. Report Number in 2006 Report	Date of Application	Additional Activity During Calendar Year 2007								Persons Con- victed	Offense for Which Convicted
			Total Cost in \$	Persons Arrested	Trials Completed	Motions to Suppress Intercepts ¹						
						G	D	P				
NEW YORK (CONTINUED)												
QUEENS (CONTINUED)												
	2006-159	(See Appendix Table B-1 in this year's report.)										
	2006-160	(See Appendix Table B-1 in this year's report.)										
	2006-161	(See Appendix Table B-1 in this year's report.)										
	2006-162	(See Appendix Table B-1 in this year's report.)										
	2006-163	(See Appendix Table B-1 in this year's report.)										
	2006-164	(See Appendix Table B-1 in this year's report.)										
	2006-165	(See Appendix Table B-1 in this year's report.)										
	2006-166	(See Appendix Table B-1 in this year's report.)										
	2006-167	(See Appendix Table B-1 in this year's report.)										
	2006-168	(See Appendix Table B-1 in this year's report.)										
	2006-169	(See Appendix Table B-1 in this year's report.)										
	2006-170	(See Appendix Table B-1 in this year's report.)										
	2006-171	(See Appendix Table B-1 in this year's report.)										
	2006-172	(See Appendix Table B-1 in this year's report.)										
	2006-173	(See Appendix Table B-1 in this year's report.)										
	2006-174	(See Appendix Table B-1 in this year's report.)										
	2006-175	(See Appendix Table B-1 in this year's report.)										
	2006-176	(See Appendix Table B-1 in this year's report.)										
	2006-177	(See Appendix Table B-1 in this year's report.)										
	2006-178	(See Appendix Table B-1 in this year's report.)										
	2006-179	(See Appendix Table B-1 in this year's report.)										
	2006-180	(See Appendix Table B-1 in this year's report.)										
	2006-181	(See Appendix Table B-1 in this year's report.)										
	2006-182	(See Appendix Table B-1 in this year's report.)										
	2006-183	(See Appendix Table B-1 in this year's report.)										

¹ Motions: G = Granted, D = Denied, P = Pending.

SUPPLEMENTARY REPORT BY PROSECUTORS FOR INTERCEPTS TERMINATED IN CALENDAR YEAR 2006
AS OF DECEMBER 31, 2007 (CONTINUED)

State, County	A.O. Report Number in 2006 Report	Date of Application	Additional Activity During Calendar Year 2007							
			Total Cost in \$	Persons Arrested	Trials Completed	Motions to Suppress Intercepts ¹			Persons Con- victed	Offense for Which Convicted
						G	D	P		
NEW YORK (CONTINUED)										
QUEENS (CONTINUED)										
	2006-184	(See Appendix Table B-1 in this year's report.)								
	2006-185	(See Appendix Table B-1 in this year's report.)								
	2006-186	(See Appendix Table B-1 in this year's report.)								
	2006-187	(See Appendix Table B-1 in this year's report.)								
	2006-188	(See Appendix Table B-1 in this year's report.)								
	2006-189	(See Appendix Table B-1 in this year's report.)								
	2006-190	(See Appendix Table B-1 in this year's report.)								
	2006-191	(See Appendix Table B-1 in this year's report.)								
	2006-192	(See Appendix Table B-1 in this year's report.)								
	2006-193	(See Appendix Table B-1 in this year's report.)								
	2006-194	(See Appendix Table B-1 in this year's report.)								
	2006-195	(See Appendix Table B-1 in this year's report.)								
	2006-196	(See Appendix Table B-1 in this year's report.)								
	2006-197	(See Appendix Table B-1 in this year's report.)								
	2006-198	(See Appendix Table B-1 in this year's report.)								
	2006-199	(See Appendix Table B-1 in this year's report.)								
	2006-200	(See Appendix Table B-1 in this year's report.)								
	2006-201	(See Appendix Table B-1 in this year's report.)								
	2006-202	(See Appendix Table B-1 in this year's report.)								
	2006-203	(See Appendix Table B-1 in this year's report.)								
	2006-204	(See Appendix Table B-1 in this year's report.)								
	2006-205	(See Appendix Table B-1 in this year's report.)								
	2006-206	(See Appendix Table B-1 in this year's report.)								
	2006-207	(See Appendix Table B-1 in this year's report.)								
	2006-208	(See Appendix Table B-1 in this year's report.)								

¹ Motions: G = Granted, D = Denied, P = Pending.

SUPPLEMENTARY REPORT BY PROSECUTORS FOR INTERCEPTS TERMINATED IN CALENDAR YEAR 2006
AS OF DECEMBER 31, 2007 (CONTINUED)

State, County	A.O. Report Number in 2006 Report	Date of Application	Additional Activity During Calendar Year 2007							
			Total Cost in \$	Persons Arrested	Trials Completed	Motions to Suppress Intercepts ¹			Persons Con- victed	Offense for Which Convicted
						G	D	P		
NEW YORK (CONTINUED)										
QUEENS (CONTINUED)										
	2006-209	(See Appendix Table B-1 in this year's report.)								
	2006-210	(See Appendix Table B-1 in this year's report.)								
	2006-211	(See Appendix Table B-1 in this year's report.)								
	2006-212	(See Appendix Table B-1 in this year's report.)								
	2006-213	(See Appendix Table B-1 in this year's report.)								
	2006-214	(See Appendix Table B-1 in this year's report.)								
	2006-215	(See Appendix Table B-1 in this year's report.)								
	2006-216	(See Appendix Table B-1 in this year's report.)								
	2006-217	(See Appendix Table B-1 in this year's report.)								
	2006-218	(See Appendix Table B-1 in this year's report.)								
	2006-219	(See Appendix Table B-1 in this year's report.)								
	2006-220	(See Appendix Table B-1 in this year's report.)								
	2006-221	(See Appendix Table B-1 in this year's report.)								
	2006-222	(See Appendix Table B-1 in this year's report.)								
	2006-223	(See Appendix Table B-1 in this year's report.)								
	2006-224	(See Appendix Table B-1 in this year's report.)								
	2006-225	(See Appendix Table B-1 in this year's report.)								
	2006-226	(See Appendix Table B-1 in this year's report.)								
	2006-227	(See Appendix Table B-1 in this year's report.)								
	2006-228	(See Appendix Table B-1 in this year's report.)								
	2006-229	(See Appendix Table B-1 in this year's report.)								
	2006-230	(See Appendix Table B-1 in this year's report.)								
	2006-231	(See Appendix Table B-1 in this year's report.)								
	2006-232	(See Appendix Table B-1 in this year's report.)								
	2006-233	(See Appendix Table B-1 in this year's report.)								
	2006-234	(See Appendix Table B-1 in this year's report.)								

¹ Motions: G = Granted, D = Denied, P = Pending.

SUPPLEMENTARY REPORT BY PROSECUTORS FOR INTERCEPTS TERMINATED IN CALENDAR YEAR 2006
AS OF DECEMBER 31, 2007 (CONTINUED)

State, County	A.O. Report Number in 2006 Report	Date of Application	Additional Activity During Calendar Year 2007							
			Total Cost in \$	Persons Arrested	Trials Completed	Motions to Suppress Intercepts ¹			Persons Con- victed	Offense for Which Convicted
						G	D	P		
NEW YORK (CONTINUED)										
QUEENS (CONTINUED)										
	2006-235	(See Appendix Table B-1 in this year's report.)								
	2006-236	(See Appendix Table B-1 in this year's report.)								
	2006-237	(See Appendix Table B-1 in this year's report.)								
	2006-238	(See Appendix Table B-1 in this year's report.)								
	2006-239	(See Appendix Table B-1 in this year's report.)								
	2006-240	(See Appendix Table B-1 in this year's report.)								
	2006-241	(See Appendix Table B-1 in this year's report.)								
	2006-242	(See Appendix Table B-1 in this year's report.)								
	2006-243	(See Appendix Table B-1 in this year's report.)								
	2006-244	(See Appendix Table B-1 in this year's report.)								
	2006-245	(See Appendix Table B-1 in this year's report.)								
	2006-246	(See Appendix Table B-1 in this year's report.)								
	2006-247	(See Appendix Table B-1 in this year's report.)								
	2006-248	(See Appendix Table B-1 in this year's report.)								
	2006-249	(See Appendix Table B-1 in this year's report.)								
	2006-250	(See Appendix Table B-1 in this year's report.)								
	2006-251	(See Appendix Table B-1 in this year's report.)								
	2006-252	(See Appendix Table B-1 in this year's report.)								
	2006-253	(See Appendix Table B-1 in this year's report.)								
	2006-254	(See Appendix Table B-1 in this year's report.)								
	2006-255	(See Appendix Table B-1 in this year's report.)								
	2006-256	(See Appendix Table B-1 in this year's report.)								
	2006-257	(See Appendix Table B-1 in this year's report.)								
	2006-258	(See Appendix Table B-1 in this year's report.)								

¹ Motions: G = Granted, D = Denied, P = Pending.

SUPPLEMENTARY REPORT BY PROSECUTORS FOR INTERCEPTS TERMINATED IN CALENDAR YEAR 2006
AS OF DECEMBER 31, 2007 (CONTINUED)

State, County	A.O. Report Number in 2006 Report	Date of Application	Additional Activity During Calendar Year 2007								Persons Con- victed	Offense for Which Convicted
			Total Cost in \$	Persons Arrested	Trials Completed	Motions to Suppress Intercepts ¹						
						G	D	P				
NEW YORK (CONTINUED)												
SARATOGA												
	2006-1	09/14/2006	-	5	-	-	1	-	4		NARCOTICS	
STATE ATTORNEY GENERAL												
	2006-1	(See Appendix Table B-1 in this year's report.)										
SUFFOLK												
	2006-1	01/05/2006									Linked to another wiretap involving the same investigation	
	2006-2	01/05/2006									Linked to another wiretap involving the same investigation	
	2006-6	01/22/2006									Linked to another wiretap involving the same investigation	
	2006-7	01/22/2006									Linked to another wiretap involving the same investigation	
	2006-8	01/24/2006									Linked to another wiretap involving the same investigation	
	2006-9	01/25/2006									Linked to another wiretap involving the same investigation	
	2006-10	01/26/2006									Linked to another wiretap involving the same investigation	
	2006-11	01/31/2006									Linked to another wiretap involving the same investigation	
	2006-13	02/03/2006									Linked to another wiretap involving the same investigation	
	2006-14	02/09/2006									Linked to another wiretap involving the same investigation	
	2006-15	02/10/2006									Linked to another wiretap involving the same investigation	
	2006-16	02/17/2006									Linked to another wiretap involving the same investigation	
	2006-17	02/22/2006									Linked to another wiretap involving the same investigation	
	2006-18	02/27/2006									Linked to another wiretap involving the same investigation	
	2006-19	02/27/2006									Linked to another wiretap involving the same investigation	
	2006-20	03/03/2006									Linked to another wiretap involving the same investigation	
	2006-21	03/15/2006									Linked to another wiretap involving the same investigation	
	2006-22	03/15/2006									Linked to another wiretap involving the same investigation	
	2006-23	03/15/2006									Linked to another wiretap involving the same investigation	
	2006-24	03/16/2006									Linked to another wiretap involving the same investigation	
	2006-25	03/17/2006									Linked to another wiretap involving the same investigation	

¹ Motions: G = Granted, D = Denied, P = Pending.

SUPPLEMENTARY REPORT BY PROSECUTORS FOR INTERCEPTS TERMINATED IN CALENDAR YEAR 2006
AS OF DECEMBER 31, 2007 (CONTINUED)

State, County	A.O. Report Number in 2006 Report	Date of Application	Additional Activity During Calendar Year 2007								Persons Con- victed	Offense for Which Convicted
			Total Cost in \$	Persons Arrested	Trials Completed	Motions to Suppress Intercepts ¹						
						G	D	P				
NEW YORK (CONTINUED)												
SUFFOLK (CONTINUED)												
	2006-26	03/23/2006										
	2006-27	03/27/2006										
	2006-28	03/27/2006										
	2006-29	03/27/2006										
	2006-30	04/14/2006	232,307	21	-	-	-	-	-			
	2006-31	04/14/2006										
	2006-32	06/09/2006										
	2006-33	06/16/2006										
	2006-34	08/18/2006	68,456	1	-	-	-	-	-			
	2006-35	10/05/2006										
	2006-39	(See Appendix Table B-1 in this year's report.)										
	2006-40	(See Appendix Table B-1 in this year's report.)										
	2006-41	(See Appendix Table B-1 in this year's report.)										
	2005-42	12/22/2005										
	2006-42	(See Appendix Table B-1 in this year's report.)										
	2005-43	12/22/2005										
	2006-43	(See Appendix Table B-1 in this year's report.)										
	2005-44	12/22/2005										
	2006-44	(See Appendix Table B-1 in this year's report.)										
	2005-45	12/22/2005										
	2006-45	(See Appendix Table B-1 in this year's report.)										
	2006-46	(See Appendix Table B-1 in this year's report.)										
WESTCHESTER												
	2006-1	03/20/2006	-	-	-	-	-	-	-	4		NARCOTICS
	2006-2	04/17/2006	-	-	-	-	1	-		3		NARCOTICS
	2006-9	(See Appendix Table B-1 in this year's report.)										

¹ Motions: G = Granted, D = Denied, P = Pending.

TABLE B-2
STATE COURTS

CALENDAR YEAR 2007

SUPPLEMENTARY REPORT BY PROSECUTORS FOR INTERCEPTS TERMINATED IN CALENDAR YEAR 2006
AS OF DECEMBER 31, 2007 (CONTINUED)

State, County	A.O. Report Number in 2006 Report	Date of Application	Additional Activity During Calendar Year 2007							
			Total Cost in \$	Persons Arrested	Trials Completed	Motions to Suppress Intercepts¹			Persons Con- victed	Offense for Which Convicted
						G	D	P		
OHIO										
FRANKLIN	2006-1	02/03/2006	-	8	-	-	-	-	8	NARCOTICS
	2006-4	08/24/2006	-	-	-	-	-	-	9	NARCOTICS
LORAIN	2006-1	02/21/2006	-	-	-	-	-	-	12	NARCOTICS
OKLAHOMA										
STATE ATTORNEY GENERAL	2006-2	01/20/2006	-	-	17	-	-	-	10	NARCOTICS
	2006-4	04/06/2006	-	13	-	-	-	-	11	NARCOTICS
	2006-5	08/14/2006	-	-	-	-	-	1	1	NARCOTICS
	2006-7	12/05/2006	-	34	-	-	3	-	13	NARCOTICS
PENNSYLVANIA										
DAUPHIN	2006-1	(See Appendix Table B-1 in this year's report.)								
MONTGOMERY	2006-4	04/11/2006	-	-	12	-	-	-	12	RACKETEERING
	2006-5	09/28/2006	-	3	5	-	-	-	5	RACKETEERING
	2006-10	12/05/2006	-	-	2	-	-	-	2	MURDER
STATE ATTORNEY GENERAL	2006-1	11/25/2005	-	8	8	-	-	-	8	GAMBLING
	2006-2	01/24/2006	-	4	-	-	-	-	4	NARCOTICS
	2006-4	04/11/2006	-	1	3	-	-	-	13	NARCOTICS
	2006-9	10/11/2006	-	-	-	-	-	-	22	NARCOTICS
	2006-16	11/15/2006	-	13	-	-	-	-	5	NARCOTICS

¹ Motions: G = Granted, D = Denied, P = Pending.

SUPPLEMENTARY REPORT BY PROSECUTORS FOR INTERCEPTS TERMINATED IN CALENDAR YEAR 2006
AS OF DECEMBER 31, 2007 (CONTINUED)

State, County	A.O. Report Number in 2006 Report	Date of Application	Additional Activity During Calendar Year 2007							
			Total Cost in \$	Persons Arrested	Trials Completed	Motions to Suppress Intercepts ¹			Persons Con- victed	Offense for Which Convicted
						G	D	P		
TENNESSEE										
2ND JUDICIAL DISTRICT (SULLIVAN)										
20TH JUDICIAL DISTRICT (DAVIDSON)	2006-1	05/26/2006	-	21	-	-	-	3	9	NARCOTICS
	2006-19	(See Appendix Table B-1 in this year's report.)								
VIRGINIA										
PORTSMOUTH										
	2006-1	(See Appendix Table B-1 in this year's report.)								
	2006-2	(See Appendix Table B-1 in this year's report.)								

¹ Motions: G = Granted, D = Denied, P = Pending.