

2008 WIRETAP REPORT



Administrative Office of the United States Courts
James C. Duff , Director

[2008 Wiretap Report \(For the Period January 1 Through December 31, 2008\)](#)

Text Tables

Table 1	Jurisdictions With Statutes Authorizing the Interception of Wire, Oral, or Electronic Communications
Table 2	Intercept Orders Issued by Judges During Calendar Year 2008
Table 3	Major Offenses for Which Court-Authorized Intercepts Were Granted
Table 4	Summary of Interceptions of Wire, Oral, or Electronic Communications
Table 5	Average Cost per Order
Table 6	Types of Surveillance Used, Arrests, and Convictions for Intercepts Installed
Table 7	Authorized Intercepts Granted Pursuant to 18 U.S.C. 2519
Table 8	Summary of Supplementary Reports for Intercepts Terminated in Calendar Years 1996 Through 2007
Table 9	Arrests and Convictions Resulting From Intercepts Installed in Calendar Years 1998 Through 2008

Appendix Tables

Table A-1: United States District Courts	Report by Judges
Table A-2: United States District Courts	Supplementary Report by Prosecutors

[Table B-1: State Courts](#)

Report by Judges

[Table B-2: State Courts](#)

Supplementary Report by Prosecutors

Contents

Report of the Director.....	5
Reporting Requirements of the Statute.....	6
Regulations.....	6
Summary and Analysis of Reports by Judges	7
Authorized Lengths of Intercepts	7
Locations	8
Offenses	8
Summary and Analysis of Reports by Prosecuting Officials.....	9
Nature of Intercepts	9
Costs of Intercepts	11
Arrests and Convictions	11
Summary of Reports for Years Ending December 31, 1998 Through 2008	12
Supplementary Reports	12

Text Tables

Table 1	
Jurisdictions With Statutes Authorizing the Interception of Wire, Oral, or Electronic Communications	13
Table 2	
Intercept Orders Issued by Judges During Calendar Year 2008	14
Table 3	
Major Offenses for Which Court-Authorized Intercepts Were Granted	18
Table 4	
Summary of Interceptions of Wire, Oral, or Electronic Communications	22
Table 5	
Average Cost per Order	25
Table 6	
Types of Surveillance Used, Arrests, and Convictions for Intercepts Installed	28
Table 7	
Authorized Intercepts Granted Pursuant to 18 U.S.C. 2519	32
Table 8	
Summary of Supplementary Reports for Intercepts Terminated in Calendar Years 1996 Through 2007	33
Table 9	
Arrests and Convictions Resulting From Intercepts Installed in Calendar Years 1998 Through 2008.....	38

Appendix Tables

Table A-1: United States District Courts
 Report by Judges..... 40

Table A-2: United States District Courts
 Supplementary Report by Prosecutors..... 92

Table B-1: State Courts
 Report by Judges..... 118

Table B-2: State Courts
 Supplementary Report by Prosecutors..... 262

Report of the Director of the Administrative Office of the United States Courts

on

Applications for Orders Authorizing or Approving the Interception of Wire, Oral, or Electronic Communications

The Omnibus Crime Control and Safe Streets Act of 1968 requires the Administrative Office of the United States Courts (AO) to report to Congress the number and nature of federal and state applications for orders authorizing or approving the interception of wire, oral, or electronic communications. The statute requires that specific information be provided to the AO, including the offense(s) under investigation, the location of the intercept, the cost of the surveillance, and the number of arrests, trials, and convictions that directly result from the surveillance. This report covers intercepts concluded between January 1, 2008, and December 31, 2008, and provides supplementary information on arrests and convictions resulting from intercepts concluded in prior years.

A total of 1,891 intercepts authorized by federal and state courts were completed in 2008, a decrease of 14 percent compared to the number terminated in 2007. The number of applications for orders by federal authorities fell 16 percent to 386. The number of applications reported by state prosecuting officials dropped 14 percent to 1,505, with 22 states providing reports, two fewer than in 2007. Installed wiretaps were in operation an average of 41 days per wiretap in 2008, compared to 44 days in 2007. The average number of persons whose communications were intercepted decreased from 94 per wiretap order in 2007 to 92 per wiretap order in 2008. The average percentage of intercepted communications that were incriminating was 19 percent in 2008, compared to 30 percent in 2007.

Public Law 106-197 amended 18 U.S.C. 2519(2)(b) to require that reporting should reflect the number of wiretap applications granted for which encryption was encountered and whether such encryption prevented law enforcement officials from obtaining the plain text of communications intercepted pursuant to the court orders. In 2008, two instances were reported of encryptions encountered during state wiretaps; neither prevented officials from obtaining the plain text of the communications.

The appendix tables of this report list all intercepts reported by judges and prosecuting officials for 2008. Appendix Table A-1 shows reports filed by federal judges and federal prosecuting officials. Appendix Table B-1 presents the same information for state judges and state prosecuting officials. Appendix Tables A-2 and B-2 contain information from the supplementary reports submitted by prosecuting officials about additional arrests and trials in 2008 arising from intercepts initially reported in prior years.

Title 18 U.S.C. Section 2519(2) provides that prosecutors must submit wiretap reports to the AO no later than January 31 of each year. This office, as is customary, sends a letter to the appropriate officials every year reminding them of the statutory mandate. Nevertheless, each year reports are received after the deadline has passed, and the filing of some reports may be delayed to avoid jeopardizing ongoing investigations. A total of 54 state and local prosecutors' reports were missing in 2008, compared to 56 in 2007. Information received after the deadline will be included in next year's *Wiretap Report*. The AO is grateful for the cooperation and the prompt response we received from many officials around the nation.

James C. Duff
Director

April 2009

Applications for Orders Authorizing or Approving the Interception of Wire, Oral, or Electronic Communications

Reporting Requirements of the Statute

Each federal and state judge is required to file a written report with the Director of the Administrative Office of the United States Courts (AO) on each application for an order authorizing the interception of a wire, oral, or electronic communication (18 U.S.C. 2519(1)). This report is to be furnished within 30 days of the denial of the application or the expiration of the court order (after all extensions have expired). The report must include the name of the official who applied for the order, the offense under investigation, the type of interception device, the general location of the device, and the duration of the authorized intercept.

Prosecuting officials who applied for interception orders are required to submit reports to the AO each January on all orders that were terminated during the previous calendar year. These reports contain information related to the cost of each intercept, the number of days the intercept device was actually in operation, the total number of intercepts, and the number of incriminating intercepts recorded. Results such as arrests, trials, convictions, and the number of motions to suppress evidence related directly to the use of intercepts also are noted.

Neither the judges' reports nor the prosecuting officials' reports contain the names, addresses, or phone numbers of the parties investigated. The AO is **not** authorized to collect this information.

This report tabulates the number of applications for interceptions that were granted or denied, as reported by judges, as well as the number of authorizations for which interception devices were installed, as reported by prosecuting officials. No statistics are available on the number of devices installed for each authorized order. This report does not include interceptions regulated by the Foreign Intelligence Surveillance Act of 1978 (FISA).

No report to the AO is required when an order is issued with the consent of one of the principal parties to the communication. Examples of such situations include the use of a wire interception to investigate

obscene phone calls, the interception of a communication to which a police officer or police informant is a party, or the use of a body microphone. Also, no report to the AO is required for the use of a pen register (a device attached to a telephone line that records or decodes impulses identifying the numbers dialed from that line) unless the pen register is used in conjunction with any wiretap devices whose use must be reported. Pursuant to 18 U.S.C. 3126, the U.S. Department of Justice collects and reports data on pen registers and trap and trace devices.

Regulations

The Director of the AO is empowered to develop and revise the reporting regulations and reporting forms for collecting information on intercepts. Copies of the regulations, the reporting forms, and the federal wiretapping statute may be obtained by writing to the Administrative Office of the United States Courts, Statistics Division, Washington, D.C. 20544.

The Attorney General of the United States, the Deputy Attorney General, the Associate Attorney General, any Assistant Attorney General, any acting Assistant Attorney General, or any specially designated Deputy Assistant Attorney General in the Criminal Division of the Department of Justice may authorize an application to a federal judge for an order authorizing the interception of wire, oral, or electronic communications. On the state level, applications are made by a prosecuting attorney "if such attorney is authorized by a statute of that State to make application to a State court judge of competent jurisdiction."

Many wiretap orders are related to large-scale criminal investigations that cross county and state boundaries. Consequently, arrests, trials, and convictions resulting from these interceptions often do not occur within the same year as the installation of the intercept device. Under 18 U.S.C. 2519(2), prosecuting officials must file supplementary reports on additional court or police activity that occurs as a result of intercepts reported in prior years. Appendix Tables A-2 and B-2 describe the additional activity reported by prosecuting officials in their supplementary reports.

Table 1 shows that 47 jurisdictions (the federal government, the District of Columbia, the Virgin Islands, and 44 states) currently have laws that authorize courts to issue orders permitting wire, oral, or electronic surveillance. During 2008, a total of 23 jurisdictions reported using at least one of these three types of surveillance as an investigative tool.

Summary and Analysis of Reports by Judges

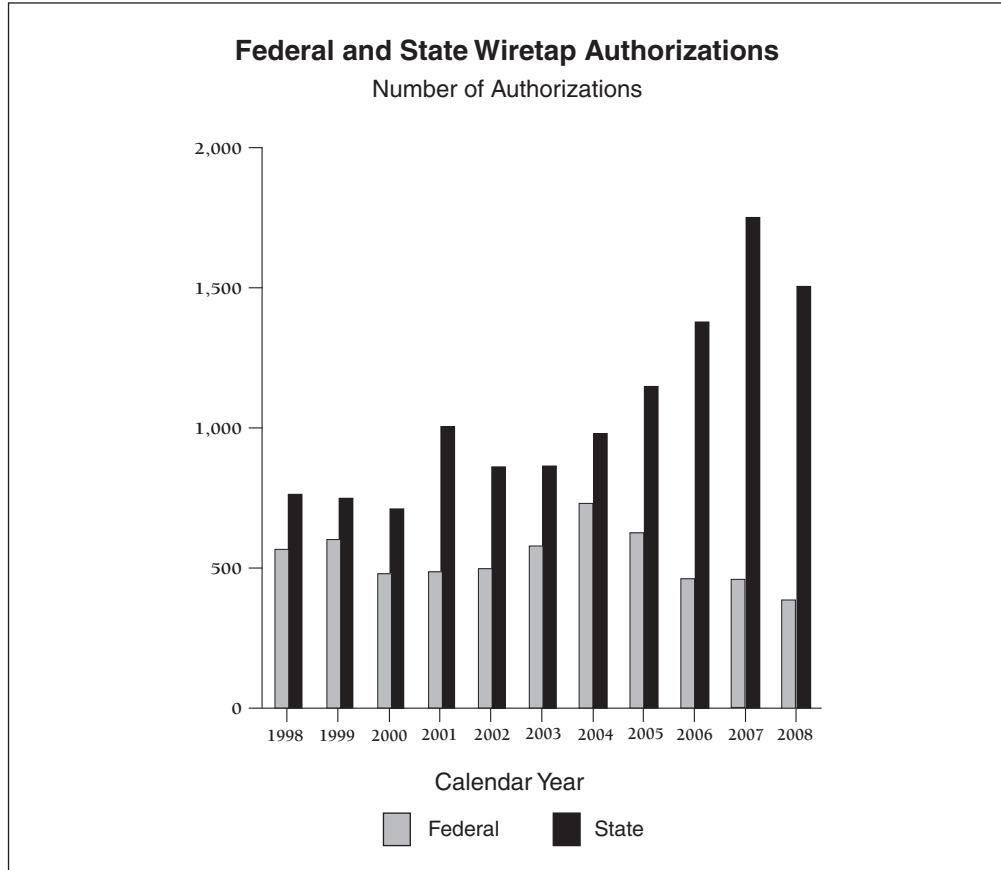
Data on applications for wiretaps terminated during calendar year 2008 appear in Appendix Tables A-1 (federal) and B-1 (state). The reporting numbers used in the appendix tables are reference numbers assigned by the AO; these numbers do not correspond to the authorization or application numbers used by the reporting jurisdictions. The same reporting number is used for any supplemental information reported for a communications intercept in future volumes of the *Wiretap Report*.

The number of wiretaps reported decreased 14 percent in 2008. A total of 1,891 applications were

reported as authorized in 2008, including 386 submitted to federal judges and 1,505 to state judges. No applications were denied. Compared to the number approved during 2007, the number of applications reported as approved by federal judges in 2008 fell 16 percent. The number of applications approved by state judges declined 14 percent. Wiretap applications in New York (433 applications), California (418 applications), New Jersey (175 applications), and Florida (102 applications) accounted for 75 percent of all applications approved by state judges. The number of states reporting wiretap activity was lower than the number for last year (22 states reported such activity in 2008, compared to 24 in 2007). In 2008, a total of 110 separate state jurisdictions (including counties, cities, and judicial districts) submitted reports, which is 7 fewer than the total for 2007.

Authorized Lengths of Intercepts

Table 2 presents the number of intercept orders issued in each jurisdiction that provided reports, the number of amended intercept orders issued, the number of extensions granted, the average lengths of



the original authorizations and their extensions, the total number of days the intercepts actually were in operation, and the nature of the location where each interception of communications occurred. Most state laws limit the period of surveillance under an original order to 30 days. This period, however, can be lengthened by one or more extensions if the authorizing judge determines that additional time for surveillance is warranted.

During 2008, the average length of an original authorization was 29 days, the same average length as in 2007. A total of 1,266 extensions were requested and authorized in 2008, a decrease of 26 percent. The average length of an extension remained unchanged at 29 days. The longest federal intercepts occurred in two districts, the Central District of California and the Southern District of Texas, where the original 30-day orders were extended 6 times in each district to complete 2 wiretaps lasting 210 days that were used in racketeering and narcotics investigations, respectively. Among state wiretaps terminating during 2008, the longest was used in a narcotics investigation conducted by the New York Organized Crime Task Force; this wiretap, in use for 590 days, required the original order to be extended 20 times. In contrast, 12 federal intercepts and 70 state intercepts were in operation for less than a week.

Locations

The most common location specified in wiretap applications authorized in 2008 was “portable device, carried by/on individual,” a category included for the first time in the *2000 Wiretap Report*. This category was added because wiretaps authorized for devices such as portable digital pagers and cellular telephones did not fit readily into the location categories provided prior to 2000. Since that time, the proportion of wiretaps involving fixed locations has declined as the use of mobile communications devices has become more prevalent. Table 2 shows that in 2008, a total of 95 percent (1,793 wiretaps) of all intercepts authorized involved portable devices such as these, which are not limited to fixed locations. This is a slight increase from 2007, when 94 percent of all intercepts involved portable devices.

The next most common location reported for the placement of wiretaps in 2008 was a combination

of locations, which was noted in 38 applications (2 percent of the total). The category “personal residence,” a type of location that includes single-family houses as well as row houses, apartments, and other multi-family dwellings, was the third most common location cited. Table 2 shows that in 2008, almost 2 percent of all intercept devices (31 wiretaps) were authorized for personal residences. Ten wiretaps were authorized for “other” locations, which included such places as prisons, pay telephones in public areas, and motor vehicles. Six wiretaps were authorized for business establishments such as offices, restaurants, and hotels. Together, “other” and business establishments accounted for less than 1 percent of all intercepts authorized.

Pursuant to the Electronic Communications Privacy Act of 1986, a specific location need not be cited if the application contains a statement explaining why such specification is not practical or shows “a purpose, on the part of that person (under investigation), to thwart interception by changing facilities” (see 18 U.S.C. 2518 (11)). In these cases, prosecutors use “roving” wiretaps to target a specific person rather than a specific telephone or location. The Intelligence Authorization Act of 1999, enacted on October 20, 1998, amended 18 U.S.C. 2518 (11)(b) to provide that a specific facility need not be cited “if there is probable cause to believe that actions by the person under investigation could have the effect of thwarting interception from a specified facility.” The amendment also specifies that “the order authorizing or approving the interception is limited to interception only for such time as it is reasonable to presume that the person identified in the application is or was reasonably proximate to the instrument through which such communication will be or was transmitted.”

For 2008, authorizations for 11 wiretaps indicated approval with a relaxed specification order, meaning they were considered roving wiretaps. This is a decrease from 2007, when 21 wiretaps were reported as roving wiretaps. All 11 roving wiretaps were reported by state authorities: 6 were used in racketeering investigations, and 5 in a narcotics investigations.

Offenses

Violations of drug laws and homicide/assault were the two most prevalent types of offenses investi-

gated through communications intercepts. Racketeering was the third most frequently recorded offense category, and gambling the fourth. Table 3 indicates that 84 percent of all applications for intercepts (1,593 wiretaps) authorized in 2008 cited a drug offense as the most serious offense under investigation. Many applications for court orders indicated that several criminal offenses were under investigation, but Table 3 includes only the most serious criminal offense named in an application. The use of federal intercepts to conduct drug investigations was most common in the Central District of California (33 applications), the Southern District of New York (30 applications), and the Southern District of Texas (21 applications). On the state level, the largest numbers of drug-related intercepts were reported by Los Angeles County of California (164 applications), Queens County of New York (118 applications), and the New York City Special Narcotics Bureau (101 applications). Nationwide, homicide/assault was specified in 5 percent of applications (92 orders) as the most serious offense under investigation. Racketeering was specified in 3 percent of applications (58 orders) as the most serious offense under investigation. The category of gambling was specified in almost 3 percent of applications (54 orders). One other offense category in Table 3 with a significant total was larceny (43 orders).

Summary and Analysis of Reports by Prosecuting Officials

In accordance with 18 U.S.C. 2519(2), prosecuting officials must submit reports to the AO no later than January 31 of each year for intercepts terminated during the previous calendar year. Appendix Tables A-1 and B-1 contain information from all prosecutors' reports submitted for 2008. Judges submitted 54 reports for which the AO received no corresponding reports from prosecuting officials. For these authorizations, the entry "NP" (no prosecutor's report) appears in the appendix tables. Some of the prosecutors' reports may have been received too late to include in this report, and some prosecutors delayed filing reports to avoid jeopardizing ongoing investigations. Information received after the deadline will be included in next year's *Wiretap Report*.

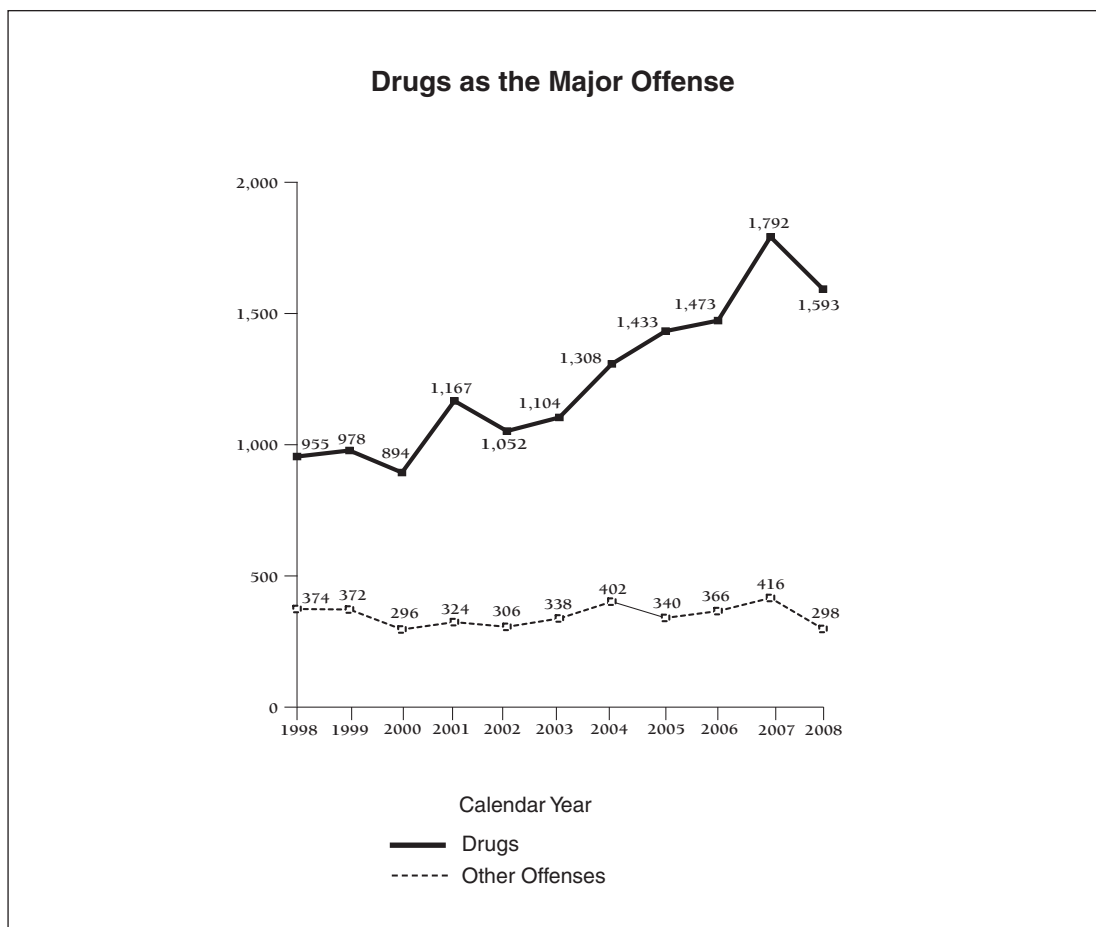
Nature of Intercepts

Of the 1,891 communication interceptions authorized in 2008, reports submitted by prosecutors indicated that intercept devices were installed and results were reported in conjunction with a total of 1,809 orders. As shown in Table 2, orders for 28 wiretaps were approved for which no wiretaps actually were installed, and results from 54 wiretap orders were not available for reporting by the prosecutors. Table 4 presents information on the average number of intercepts per order, the number of persons whose communications were intercepted, the total number of communications intercepted, and the number of incriminating intercepts. Wiretaps varied extensively with respect to the above characteristics.

In 2008, installed wiretaps were in operation an average of 41 days, 3 days fewer than the average number of days wiretaps were in operation in 2007. Three interrelated federal wiretaps with the most intercepts occurred in the Northern District of Illinois, where narcotics investigations involving cellular telephones and other electronic communications resulted in the interception of 104,777 messages. The federal wiretap with the second highest number of intercepts, a cellular telephone wiretap, occurred in the Southern District of California as part of a narcotics investigation; this wiretap was active for 60 days and resulted in a total of 33,419 interceptions.

The state wiretap with the most intercepts was conducted by the New York Organized Crime Task Force, which used a 590-day wiretap in a narcotics investigation involving cellular telephones and oral communications that resulted in the interception of 168,292 messages, 18,353 of which were incriminating. A second wiretap installed by the New York Organized Crime Task Force lasted 219 days and generated a total of 58,926 cellular and standard telephone intercepts.

Nationwide, in 2008 the average number of persons whose communications were intercepted per order in which intercepts were installed was 92, and the average number of communications intercepted was 2,707 per wiretap. An average of 514 intercepts per installed wiretap produced incriminating evidence. The average percentage of incriminating intercepts per order decreased from 30 percent in 2007 to 19 percent in 2008.



The three major categories of surveillance are wire communications, oral communications, and electronic communications. In the early years of wiretap reporting, nearly all intercepts involved telephone (wire) surveillance, primarily communications made via conventional telephone lines; the remainder involved microphone (oral) surveillance or a combination of wire and oral interception. With the passage of the Electronic Communications Privacy Act of 1986, a third category was added for the reporting of electronic communications, which most commonly involve digital-display paging devices or fax machines, but also may include some computer transmissions.

Table 6 presents the type of surveillance method used for each intercept installed. The most common method of surveillance reported was “phone wire communication,” which includes all telephones (land line, cellular, cordless, and mobile). Telephone wiretaps accounted for 97 percent (1,757 cases) of intercepts installed in 2008.

The next most common method reported was a combination of surveillance devices, which usually

includes a mobile/cellular telephone with another type of oral or electronic device. Combined wiretaps were used in 2 percent of intercepts (33 cases). In 2008, a combination intercept reported for Middlesex County in Massachusetts included cellular and standard telephones, a microphone, and a fax machine. The electronic wiretap, which includes digital display pagers, voice pagers, fax machines, and transmissions via computer such as electronic mail, accounted for less than 1 percent (10 cases) of intercepts installed in 2008.

Public Law 106-197 amended 18 U.S.C. 2519(2)(b) in 2001 to require that reporting should reflect the number of wiretap applications granted in which encryption was encountered and whether such encryption prevented law enforcement officials from obtaining the plain text of communications intercepted pursuant to the court orders. In 2008, encryption was encountered during two state wiretaps; neither instance prevented officials from obtaining the plain text of the communications.

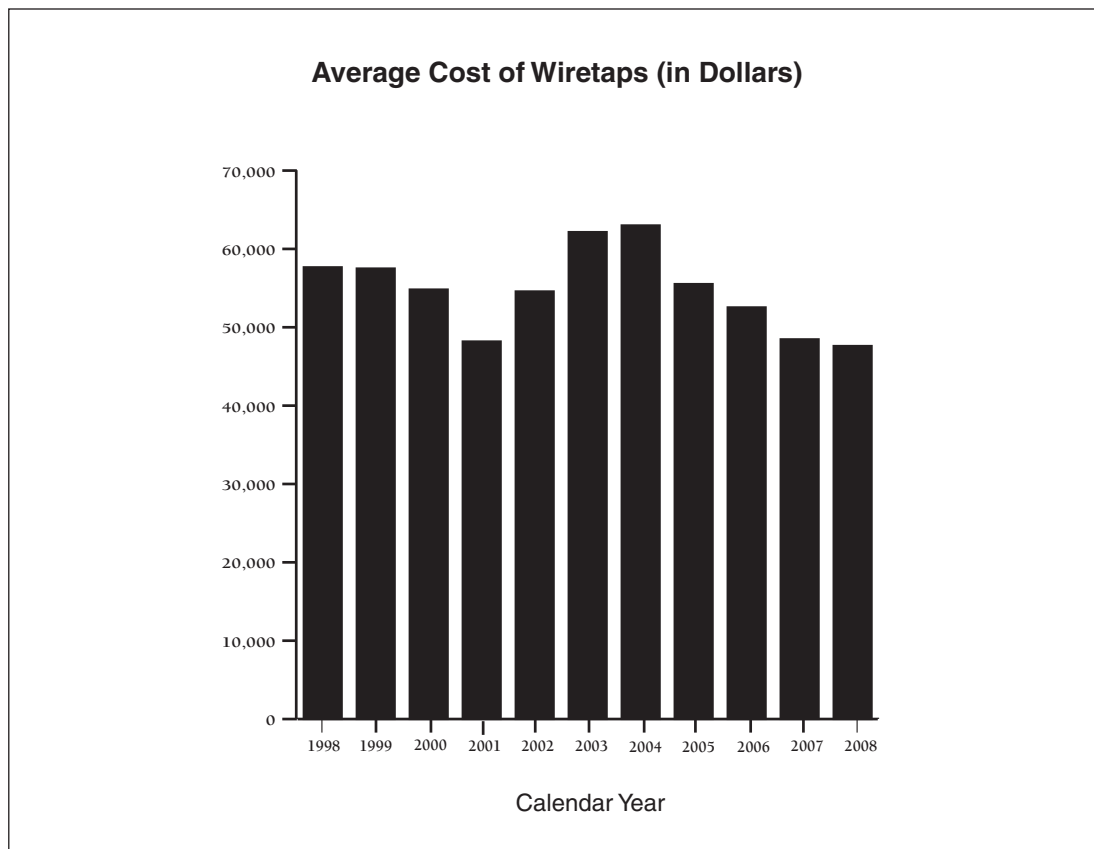
Costs of Intercepts

Table 5 provides a summary of expenses related to intercept orders in 2008. The expenditures noted reflect the cost of installing intercept devices and monitoring communications for the 1,703 authorizations for which reports included cost data. The average cost of intercept devices installed in 2008 was \$47,624, down 2 percent from the average cost in 2007. For federal wiretaps for which expenses were reported in 2008, the average cost was \$70,536, a 7 percent increase from the average cost in 2007. The average cost of a state wiretap declined 6 percent to \$41,154 in 2008. For additional information, see Appendix Tables A-1 (federal) & B-1 (state).

Arrests and Convictions

Table 6 presents the numbers of persons arrested and convicted as a result of interceptions reported as terminated in 2008. As of December 31, 2008, a total of 4,133 persons had been arrested based on interceptions of wire, oral, or electronic communications, 14 percent fewer than in 2007. Wiretaps terminated in 2008 resulted in the conviction of 810 persons as of December 31, 2008, which was 20 percent of the

number of persons arrested. Federal wiretaps were responsible for 38 percent of the arrests and 29 percent of the convictions arising from wiretaps during 2008. The Central District of California reported the most arrests arising from a federal wiretap terminated in 2008; seven related wiretaps in a racketeering investigation there yielded the arrest of 118 persons. A wiretap in Maricopa County, Arizona, which caused the most arrests of any state intercept terminated in 2008, led to arrest of 65 persons in connection with a narcotics investigation. The leader among state intercepts in producing convictions was a wiretap authorized in the 11th Judicial District (Hamilton), Tennessee, for a narcotics investigation, which resulted in the conviction of 40 of the 43 persons arrested. The next-largest number of convictions reported to have stemmed from a state wiretap occurred in Queens County, New York, where the lead wiretap of 50 intercept orders authorized in a theft investigation yielded the conviction of 33 persons. The Southern District of Ohio reported the most convictions for any federal wiretap; there the lead wiretap of 2 intercepts authorized in a narcotics investigation produced convictions for 30 of the 31 persons arrested.



Federal and state prosecutors often note the importance of electronic surveillance in obtaining arrests and convictions. Speaking of a 60-day surveillance of cellular telephone communications during a federal narcotics investigation in the Northern District of Texas, the reporting official stated that this wiretap allowed identification of illegal activities that resulted in the arrest of 17 individuals and the seizure of 370 kilos of cocaine, 360 pounds of methamphetamine, 20 weapons, 5 vehicles, and \$8 million in cash. In the Eastern District of Virginia, a routine federal narcotics surveillance identified incriminating cellular telephone communications that led to the arrest of 16 individuals and conviction of 10, as well as the seizure of \$2.3 million, 7 weapons, and 2 vehicles.

At the state level, San Diego County reported that a multi-jurisdiction case involving a cellular telephone wiretap resulted in the seizure of 52 kilos of cocaine and \$2 million, along with the arrest of 47 individuals and the conviction of 25. The New York City Special Narcotics Bureau reported that a cellular telephone wiretap led to the seizure of 180 kilos of cocaine and \$400,000. In a separate narcotics investigation, the New York City Special Narcotics Bureau reported that interceptions obtained from a cellular telephone wiretap conducted over 36 days in a narcotics investigation resulted in the seizure of approximately 30 kilos of cocaine and \$22,000.

Because criminal cases involving the use of surveillance may still be under active investigation or prosecution, the final results of many of the wiretaps concluded in 2008 may not have been reported. Prosecutors will report additional costs, arrests, trials, motions to suppress evidence, and convictions related directly to these intercepts in future supplementary reports, which will be noted in Appendix Tables A-2 and B-2 of subsequent volumes of the Wiretap Report.

Summary of Reports for Years Ending December 31, 1998 Through 2008

Table 7 provides information on intercepts reported each year from 1998 to 2008. This table specifies the number of intercept applications requested, authorized, and installed; the number of extensions granted; the average length of original orders and extensions; the locations of intercepts; the major

offenses investigated; average costs; and the average number of persons intercepted, communications intercepted, and incriminating intercepts. From 1998 to 2008, the number of intercept applications authorized by year (as reported through 2008) increased 42 percent. The majority of wiretaps consistently have been used for drug crime investigations, which accounted for 84 percent of intercept applications in 2008. Between 1998 and 2008, the percentage of drug-related wiretaps ranged from 72 percent to 84 percent of all authorized applications.

Supplementary Reports

Under 18 U.S.C. 2519(2), prosecuting officials must file supplementary reports on additional court or police activity occurring as a result of intercepts reported in prior years. Because many wiretap orders are related to large-scale criminal investigations that cross county and state boundaries, supplementary reports are necessary to fulfill reporting requirements. Arrests, trials, and convictions resulting from these interceptions often do not occur within the same year in which the intercept was first reported. Appendix Tables A-2 and B-2 provide detailed data from all supplementary reports submitted.

During 2008, a total of 3,311 arrests, 2,698 convictions, and additional costs of \$31,076,214 arose from and were reported for wiretaps completed in previous years. Table 8 summarizes additional prosecution activity by jurisdiction from supplemental reports on intercepts terminated in the years noted. Sixty-six percent of the supplemental reports of additional activity in 2008 involved wiretaps terminated in 2007. Of all supplemental arrests, convictions, and costs reported in 2008, intercepts concluded in 2007 led to 52 percent of arrests, 44 percent of convictions, and 72 percent of expenditures. Table 9 reflects the total number of arrests and convictions resulting from intercepts terminated in calendar years 1998 through 2008. ■

Table 1
Jurisdictions With Statutes Authorizing the Interception
of Wire, Oral, or Electronic Communications
Effective During the Period January 1 Through December 31, 2008*

Jurisdiction	Statutory Citation**	Reported Use of Wiretap in 2008	Number of Orders Authorized in 2008
Federal	18:2510 - 2520	Yes	386
Alaska	12.37	No	-
Arizona	ARS 13-3010 - 13-3018	Yes	22
California	Penal Code Sections 629.50-629.98	Yes	418
Colorado	16-15-102	Yes	77
Connecticut	54-41a - 54-41t	No	-
Delaware	11 Del.C.Chap.24	No	-
District of Columbia	23-541 - 23-556	No	-
Florida	934.01 - 934.10	Yes	102
Georgia	16-11-64	Yes	44
Hawaii	803-41 - 803-48	Yes	1
Idaho	18-6701 - 18-6710	No	-
Illinois	725 ILCS SEC.5/108B	Yes	18
Indiana	35-33.5-3-1	Yes	2
Iowa	808B.1 - 808B.9	No	-
Kansas	22-2514 - 22-2516	Yes	3
Louisiana	Act No. 121 3B No.233 15:1308(A)(2)	No	-
Maine	15 M.R.S.A. Sec 709 et seq.	No	-
Maryland	10-401 - 10-411	Yes	77
Massachusetts	272:99	Yes	5
Minnesota	626A.01 - 626A.21	No	-
Mississippi	41-29-501	No	-
Missouri	33-542.400 - 542.422	No	-
Nebraska	86-290 - 86-294	No	-
Nevada	NRS 179.410 - 179.515, 199.540, 200.610 - 200.690	Yes	48
New Hampshire	570-A:1 - A:11	No	-
New Jersey	2A-156A-1 - 156A-34	Yes	175
New Mexico	30-12-2 - 30-12-11	No	-
New York	CPL Article 700	Yes	433
North Carolina	N.C.G.S. 15A-286	No	-
North Dakota	29-29.2	No	-
Ohio	2933.51 - 2933.66	Yes	6
Oklahoma	13 O.S. 176.1 - 176.14	Yes	3
Oregon	ORS 133.721 - 133.739	Yes	4
Pennsylvania	18 Pa.C.S. Sec 5701-5728	Yes	21
Rhode Island	12-5.1-1 - 12-5.1-16	No	-
South Carolina	SC Code Section 17-30-10 et. seq.	No	-
South Dakota	23A - 35A	No	-
Tennessee	40-6-301 - 40-6-311	Yes	34
Texas	Crim. Proc. Sec. 18.20	Yes	2
Utah	77-23a-1 - 77-23a-16	No	-
Virgin Islands	5 V.I.C. Sec 4101-4107	No	-
Virginia	19.2-61	No	-
Washington	9.73	No	-
West Virginia	62-1D-11	No	-
Wisconsin	968.27 - 968.33	Yes	9
Wyoming	7-3-701 - 7-3-712	Yes	1

* Pursuant to provisions of the Omnibus Crime Control and Safe Streets Act of 1968, 18 U.S.C. 2519.

** Includes only those jurisdictions that enacted legislation during or before calendar year 2008.

Table 2
Intercept Orders Issued by Judges During Calendar Year 2008

Reporting Jurisdiction	Number of Intercept Orders					Number of Extensions	Avg. Length (in Days)		Total Number of Days in Operation	Location Authorized in Original Application						
	Authorized	Amended	No Prosecutor's Report	Never Installed	Installed*		Original Authorization	Extensions		Personal Residence	Business	Portable Device	Combination**	Other	Roving	None Specified
TOTAL	1,891	71	54	28	1,809	1,266	29	29	73,509	31	6	1,793	38	10	11	2
FEDERAL	386	3	-	2	384	271	30	30	16,822	3	-	379	3	1	-	-
ARIZONA																
MARICOPA	17	7	-	-	17	19	28	29	819	-	-	16	1	-	-	-
YUMA	5	-	-	-	5	1	30	30	111	-	-	5	-	-	-	-
CALIFORNIA																
ALAMEDA	1	-	-	-	1	1	30	30	51	-	-	1	-	-	-	-
CONTRA COSTA	5	-	-	-	5	4	30	30	265	-	-	5	-	-	-	-
LOS ANGELES	181	-	4	2	175	51	30	30	5,898	-	-	172	8	-	1	-
NAPA	4	-	-	-	4	-	20	-	11	-	-	4	-	-	-	-
ORANGE	6	-	2	-	4	-	30	-	118	-	-	6	-	-	-	-
RIVERSIDE	1	-	-	-	1	4	30	30	138	-	-	1	-	-	-	-
SACRAMENTO	3	-	-	-	3	-	30	-	21	1	-	1	1	-	-	-
SAN BERNARDINO	84	-	-	3	81	17	30	28	2,510	-	-	83	1	-	-	-
SAN DIEGO	83	2	-	2	81	42	30	30	3,134	-	-	80	3	-	-	-
SAN FRANCISCO	2	-	-	-	2	1	30	19	73	-	-	2	-	-	-	-
SAN JOAQUIN	2	1	-	-	2	1	30	7	45	-	-	2	-	-	-	-
SAN LUIS OBISPO	4	-	-	-	4	3	30	30	112	-	-	4	-	-	-	-
SANTA CLARA	14	-	-	-	14	3	30	30	337	-	-	12	2	-	-	-
SONOMA	3	-	-	-	3	-	30	-	67	-	-	3	-	-	-	-
STANISLAUS	11	-	-	-	11	-	30	-	167	-	-	11	-	-	-	-
VENTURA	14	-	-	1	13	3	29	20	370	-	-	14	-	-	-	-
COLORADO																
1ST JUDICIAL DISTRICT (JEFFERSON)	23	-	-	-	23	6	30	30	682	-	-	23	-	-	-	-
4TH JUDICIAL DISTRICT (EL PASO)	28	-	-	2	26	6	30	30	685	-	-	28	-	-	-	-
6TH JUDICIAL DISTRICT (LA PLATA)	5	-	1	-	4	6	30	30	239	-	-	4	1	-	-	-
7TH JUDICIAL DISTRICT (MONTROSE)	4	-	-	-	4	3	30	30	174	-	-	4	-	-	-	-
8TH JUDICIAL DISTRICT (JACKSON/LARIMER)	7	-	-	-	7	1	30	30	151	-	-	7	-	-	-	-
9TH JUDICIAL DISTRICT (GARFIELD, PITKIN, RIO BLANCO)	1	-	-	-	1	-	30	-	13	-	-	1	-	-	-	-
10TH JUDICIAL DISTRICT (PUEBLO)	6	-	-	-	6	-	30	-	166	-	-	6	-	-	-	-
21ST JUDICIAL DISTRICT (MESA)	3	-	-	-	3	-	21	-	62	-	-	3	-	-	-	-
FLORIDA																
1ST JUDICIAL CIRCUIT (ESCAMBRIA)	7	1	-	-	7	4	30	30	268	-	-	7	-	-	-	-
4TH JUDICIAL CIRCUIT (DUVAL)	14	1	1	-	13	9	30	30	617	-	-	14	-	-	-	-
5TH JUDICIAL CIRCUIT (LAKE/MARION)	7	2	-	-	7	6	30	30	362	-	-	7	-	-	-	-
7TH JUDICIAL CIRCUIT (VOLUSIA)	18	4	-	1	17	2	30	30	348	-	-	18	-	-	-	-

Table 2
Intercept Orders Issued by Judges During Calendar Year 2008 (Continued)

Reporting Jurisdiction	Number of Intercept Orders					Number of Extensions	Avg. Length (in Days)		Total Number of Days in Operation	Location Authorized in Original Application						
	Authorized	Amended	No Prosecutor's Report	Never Installed	Installed*		Original Authorization	Extensions		Personal Residence	Business	Portable Device	Combination**	Other	Roving	None Specified
FLORIDA (CONTINUED)																
8TH JUDICIAL CIRCUIT (ALACHUA)	3	-	3	-	-	-	30	-	-	-	-	3	-	-	-	-
9TH JUDICIAL CIRCUIT (ORANGE/OSCEOLA)	17	-	-	-	17	10	30	30	721	-	-	17	-	-	-	-
10TH JUDICIAL CIRCUIT (POLK)	2	1	-	-	2	3	30	30	142	-	-	2	-	-	-	-
11TH JUDICIAL CIRCUIT (DADE)	3	-	-	-	3	-	30	-	88	-	-	3	-	-	-	-
13TH JUDICIAL CIRCUIT (HILLSBOROUGH)	18	-	-	-	18	3	30	30	493	-	-	18	-	-	-	-
17TH JUDICIAL CIRCUIT (BROWARD)	4	-	-	-	4	2	30	30	176	1	-	3	-	-	-	-
18TH JUDICIAL CIRCUIT (BREVARD/SEMINOLE)	7	-	1	-	6	2	39	30	190	-	-	7	-	-	-	-
19TH JUDICIAL CIRCUIT (SAINT LUCIE)	2	-	2	-	-	6	30	25	-	-	-	2	-	-	-	-
GEORGIA																
BIBB	2	1	-	-	2	1	30	30	64	-	-	2	-	-	-	-
COBB	6	-	-	-	6	4	30	30	219	-	-	6	-	-	-	-
COWETA	2	-	-	-	2	-	30	-	60	-	-	2	-	-	-	-
EASTERN	4	1	-	-	4	4	28	23	200	-	-	4	-	-	-	-
GWINNETT	30	2	-	-	30	16	30	30	1,127	-	-	30	-	-	-	-
HAWAII																
MAUI	1	-	-	-	1	1	30	30	52	-	-	1	-	-	-	-
ILLINOIS																
CHRISTIAN	5	-	-	-	5	-	30	-	30	-	-	1	4	-	-	-
COOK	5	-	-	-	5	1	30	30	178	-	-	5	-	-	-	-
DUPAGE	7	-	-	-	7	1	30	30	174	-	-	7	-	-	-	-
HENDERSON	1	-	-	-	1	-	30	-	1	-	1	-	-	-	-	-
INDIANA																
MORGAN	2	-	-	-	2	2	30	30	100	1	-	1	-	-	-	-
KANSAS																
SALINE	3	-	-	-	3	-	30	-	39	-	-	3	-	-	-	-
MARYLAND																
BALTIMORE	31	-	-	-	31	12	29	29	919	-	-	31	-	-	-	-
BALTIMORE CITY	20	-	-	-	20	10	30	30	739	-	-	20	-	-	-	-
CECIL	6	-	-	-	6	-	30	-	164	-	-	6	-	-	-	-
FREDERICK	3	-	-	-	3	-	30	-	84	-	-	3	-	-	-	-
HARFORD	17	-	-	-	17	13	30	28	536	-	-	17	-	-	-	-
MASSACHUSETTS																
BRISTOL	1	-	-	-	1	-	30	-	15	-	-	1	-	-	-	-
MIDDLESEX	1	-	-	-	1	11	15	15	180	-	-	-	1	-	-	-
NORFOLK	2	-	-	-	2	-	15	-	12	-	-	2	-	-	-	-
PLYMOUTH	1	1	-	-	1	-	30	-	27	-	-	1	-	-	-	-
NEVADA																
CLARK	45	2	-	5	40	14	30	30	1,235	-	-	41	4	-	-	-
DOUGLASS	1	-	-	-	1	-	30	-	13	-	-	1	-	-	-	-
WASHOE	2	1	-	-	2	1	30	30	59	-	-	2	-	-	-	-

Table 2
Intercept Orders Issued by Judges During Calendar Year 2008 (Continued)

Reporting Jurisdiction	Number of Intercept Orders					Number of Extensions	Avg. Length (in Days)			Total Number of Days in Operation	Location Authorized in Original Application						
	Authorized	Amended	No Prosecutor's Report	Never Installed	Installed*		Original Authorization	Extensions	Personal Residence		Business	Portable Device	Combination**	Other	Roving	None Specified	
NEW JERSEY																	
ATLANTIC	8	-	-	-	8	2	24	1	122	-	-	8	-	-	-	-	
BURLINGTON	6	-	-	-	6	2	20	10	74	-	-	6	-	-	-	-	
CAMDEN	15	-	2	-	13	6	32	30	474	1	1	13	-	-	-	-	
CAPE MAY	1	1	-	-	1	-	30	-	26	-	-	1	-	-	-	-	
GLOUCESTER	1	-	-	1	-	-	1	-	-	-	1	-	-	-	-	-	
HUDSON	10	-	2	1	7	1	24	30	138	-	-	10	-	-	-	-	
MERCER	3	-	-	-	3	1	23	10	68	-	-	3	-	-	-	-	
MIDDLESEX	1	-	-	-	1	-	20	-	19	-	-	1	-	-	-	-	
MONMOUTH	21	-	-	-	21	5	29	30	649	-	-	14	-	-	7	-	
MORRIS	9	-	5	-	4	3	27	23	113	-	-	9	-	-	-	-	
PASSAIC	22	2	-	1	21	2	21	10	310	-	-	19	-	-	3	-	
SOMERSET	10	1	-	1	9	4	20	10	180	-	-	10	-	-	-	-	
STATE ATTORNEY GENERAL	39	-	10	2	27	15	22	18	683	2	-	35	-	2	-	-	
UNION	29	-	20	-	9	16	28	29	142	-	-	29	-	-	-	-	
NEW YORK																	
BRONX	24	5	-	-	24	30	30	30	1,376	1	-	23	-	-	-	-	
FULTON	1	1	-	-	1	1	30	30	52	-	-	1	-	-	-	-	
GREENE	9	-	-	-	9	1	30	30	242	-	-	9	-	-	-	-	
KINGS	5	2	-	-	5	4	30	30	267	-	-	5	-	-	-	-	
MONROE	17	-	-	-	17	6	30	30	419	1	-	16	-	-	-	-	
MONTGOMERY	1	-	-	-	1	-	30	-	9	-	-	1	-	-	-	-	
NASSAU	5	2	-	-	5	3	30	30	162	-	-	3	2	-	-	-	
NIAGARA	2	-	-	-	2	1	30	30	89	-	-	2	-	-	-	-	
NY ORGANIZED CRIME TASK FORCE	15	6	-	-	15	66	30	30	2,098	-	-	10	5	-	-	-	
NYC SPECIAL NARCOTICS BUREAU	101	2	1	2	98	44	30	31	3,330	1	-	97	-	3	-	-	
ONONDAGA	3	3	-	-	3	9	30	30	351	-	-	2	1	-	-	-	
QUEENS	195	-	-	-	195	363	28	29	14,200	7	3	182	1	-	-	2	
SCHENECTADY	3	-	-	-	3	3	30	30	101	1	-	2	-	-	-	-	
SUFFOLK	40	9	-	-	40	36	30	30	1,547	6	-	32	-	2	-	-	
SULLIVAN	1	-	-	-	1	4	15	15	75	-	-	1	-	-	-	-	
WESTCHESTER	11	3	-	-	11	10	27	27	405	-	-	11	-	-	-	-	
OHIO																	
LORAIN	6	-	-	-	6	3	30	30	212	1	-	5	-	-	-	-	
OKLAHOMA																	
STATE ATTORNEY GENERAL	3	-	-	-	3	-	30	-	87	-	-	3	-	-	-	-	
OREGON																	
LANE	2	-	-	-	2	1	30	30	60	-	-	2	-	-	-	-	
MULTNOMAH	2	-	-	1	1	-	30	-	9	-	-	2	-	-	-	-	
PENNSYLVANIA																	
DELAWARE	2	2	-	-	2	1	30	30	68	1	-	1	-	-	-	-	
JEFFERSON	2	-	-	-	2	-	30	-	28	1	-	1	-	-	-	-	
MONTGOMERY	7	-	-	1	6	-	30	-	107	-	-	5	-	2	-	-	
STATE ATTORNEY GENERAL	10	-	-	-	10	2	30	30	300	1	-	9	-	-	-	-	

Table 2
Intercept Orders Issued by Judges During Calendar Year 2008 (Continued)

Reporting Jurisdiction	Number of Intercept Orders					Number of Extensions	Avg. Length (in Days)		Total Number of Days in Operation	Location Authorized in Original Application						
	Authorized	Amended	No Prosecutor's Report	Never Installed	Installed*		Original Authorization	Extensions		Personal Residence	Business	Portable Device	Combination**	Other	Roving	None Specified
TENNESSEE																
4TH JUDICIAL DISTRICT (SEVIER)	3	-	-	-	3	5	30	30	205	1	-	2	-	-	-	-
11TH JUDICIAL CIRCUIT (HAMILTON)	9	-	-	-	9	8	30	30	475	-	-	9	-	-	-	-
13TH JUDICIAL DISTRICT (PUTNAM)	3	-	-	-	3	2	30	30	94	-	-	3	-	-	-	-
20TH JUDICIAL DISTRICT (DAVIDSON)	18	1	-	-	18	21	30	30	882	-	-	18	-	-	-	-
30TH JUDICIAL DISTRICT (SHELBY)	1	-	-	-	1	1	30	30	41	-	-	1	-	-	-	-
TEXAS																
TARRANT	1	-	-	-	1	-	30	-	30	-	-	1	-	-	-	-
TRAVIS	1	1	-	-	1	-	30	-	12	-	-	1	-	-	-	-
WISCONSIN																
MILWAUKEE	7	-	-	-	7	3	30	30	241	-	-	7	-	-	-	-
SHEBOYGAN	2	-	-	-	2	-	30	-	53	-	-	2	-	-	-	-
WYOMING																
LARAMIE	1	-	-	-	1	-	30	-	11	-	-	1	-	-	-	-

* Based on the number of orders for which intercept devices were installed as reported by the prosecuting official.

** Combination refers to the number of authorized interceptions for which more than one location was reported.

Table 3
Major Offenses for Which Court-Authorized Intercepts Were Granted
Pursuant to 18 U.S.C. 2519
January 1 Through December 31, 2008

Reporting Jurisdiction	Total	Conspiracy	Corruption	Gambling	Homicide and Assault	Kidnapping	Larceny, Theft, and Robbery	Narcotics	Racketeering	Other
TOTAL	1,891	10	16	54	92	1	43	1,593	58	24
FEDERAL	386	2	1	-	1	1	-	375	6	-
ARIZONA										
MARICOPA	17	-	-	-	1	-	-	15	-	1
YUMA	5	-	-	-	-	-	-	5	-	-
CALIFORNIA										
ALAMEDA	1	-	-	-	-	-	-	-	-	1
CONTRA COSTA	5	-	-	-	-	-	-	5	-	-
LOS ANGELES	181	-	-	-	16	-	-	164	-	1
NAPA	4	-	-	-	4	-	-	-	-	-
ORANGE	6	-	-	-	-	-	-	6	-	-
RIVERSIDE	1	-	-	-	-	-	-	1	-	-
SACRAMENTO	3	-	-	-	3	-	-	-	-	-
SAN BERNARDINO	84	-	-	-	8	-	-	64	-	12
SAN DIEGO	83	-	-	-	2	-	4	77	-	-
SAN FRANCISCO	2	-	-	-	1	-	-	1	-	-
SAN JOAQUIN	2	-	-	-	2	-	-	-	-	-
SAN LUIS OBISPO	4	-	-	-	-	-	-	4	-	-
SANTA CLARA	14	-	-	-	-	-	-	14	-	-
SONOMA	3	-	-	-	1	-	-	2	-	-
STANISLAUS	11	-	-	-	4	-	-	7	-	-
VENTURA	14	-	-	-	4	-	-	10	-	-
COLORADO										
1ST JUDICIAL DISTRICT (JEFFERSON)	23	-	-	-	-	-	-	23	-	-
4TH JUDICIAL DISTRICT (EL PASO)	28	-	-	-	-	-	-	28	-	-
6TH JUDICIAL DISTRICT (LA PLATA)	5	-	-	-	-	-	-	5	-	-
7TH JUDICIAL DISTRICT (MONTROSE)	4	-	-	-	-	-	-	4	-	-
8TH JUDICIAL DISTRICT (JACKSON/LARIMER)	7	-	-	-	-	-	-	7	-	-
9TH JUDICIAL DISTRICT (GARFIELD, PITKIN, RIO BLANCO)	1	-	-	-	1	-	-	-	-	-
10TH JUDICIAL DISTRICT (PUEBLO)	6	-	-	-	-	-	-	6	-	-
21ST JUDICIAL DISTRICT (MESA)	3	-	-	-	-	-	-	3	-	-
FLORIDA										
1ST JUDICIAL CIRCUIT (ESCAMBRIA)	7	-	-	-	-	-	-	7	-	-
4TH JUDICIAL CIRCUIT (DUVAL)	14	-	-	-	-	-	-	14	-	-
5TH JUDICIAL CIRCUIT (LAKE/MARION)	7	-	-	-	-	-	-	7	-	-
7TH JUDICIAL CIRCUIT (VOLUSIA)	18	-	-	-	-	-	-	18	-	-
8TH JUDICIAL CIRCUIT (ALACHUA)	3	-	-	-	-	-	-	3	-	-
9TH JUDICIAL CIRCUIT (ORANGE/OSCEOLA)	17	-	-	-	-	-	-	6	11	-
10TH JUDICIAL CIRCUIT (POLK)	2	2	-	-	-	-	-	-	-	-
11TH JUDICIAL CIRCUIT (DADE)	3	-	-	-	-	-	-	1	2	-

Table 3
Major Offenses for Which Court-Authorized Intercepts Were Granted
Pursuant to 18 U.S.C. 2519
January 1 Through December 31, 2008 (Continued)

Reporting Jurisdiction	Total	Conspiracy	Corruption	Gambling	Homicide and Assault	Kidnapping	Larceny, Theft, and Robbery	Narcotics	Racketeering	Other
FLORIDA (CONTINUED)										
13TH JUDICIAL CIRCUIT (HILLSBOROUGH)	18	-	-	-	-	-	-	18	-	-
17TH JUDICIAL CIRCUIT (BROWARD)	4	-	-	-	-	-	-	-	4	-
18TH JUDICIAL CIRCUIT (BREVARD/SEMINOLE)	7	-	-	-	-	-	-	7	-	-
19TH JUDICIAL CIRCUIT (SAINT LUCIE)	2	-	-	-	-	-	-	-	2	-
GEORGIA										
BIBB	2	-	-	-	2	-	-	-	-	-
COBB	6	-	-	-	-	-	-	6	-	-
COWETA	2	-	-	-	-	-	-	2	-	-
EASTERN	4	-	-	-	-	-	-	4	-	-
GWINNETT	30	-	-	-	1	-	-	29	-	-
HAWAII										
MAUI	1	-	-	-	-	-	-	1	-	-
ILLINOIS										
CHRISTIAN	5	-	-	-	-	-	-	5	-	-
COOK	5	-	-	-	-	-	-	5	-	-
DUPAGE	7	-	-	-	-	-	-	7	-	-
HENDERSON	1	-	-	-	-	-	-	-	-	1
INDIANA										
MORGAN	2	-	-	-	-	-	-	2	-	-
KANSAS										
SALINE	3	-	-	-	3	-	-	-	-	-
MARYLAND										
BALTIMORE	31	3	-	-	-	-	-	28	-	-
BALTIMORE CITY	20	-	-	-	1	-	-	19	-	-
CECIL	6	-	-	-	-	-	-	6	-	-
FREDERICK	3	-	-	-	-	-	-	3	-	-
HARFORD	17	-	-	-	-	-	-	17	-	-
MASSACHUSETTS										
BRISTOL	1	-	-	-	1	-	-	-	-	-
MIDDLESEX	1	-	-	1	-	-	-	-	-	-
NORFOLK	2	-	-	-	-	-	-	2	-	-
PLYMOUTH	1	-	-	-	-	-	-	1	-	-
NEVADA										
CLARK	45	-	-	-	5	-	-	40	-	-
DOUGLASS	1	-	-	-	1	-	-	-	-	-
WASHOE	2	-	-	-	-	-	-	2	-	-
NEW JERSEY										
ATLANTIC	8	-	-	-	-	-	-	8	-	-
BURLINGTON	6	-	-	-	2	-	-	4	-	-
CAMDEN	15	-	-	-	2	-	-	11	2	-
CAPE MAY	1	-	-	-	-	-	-	1	-	-
GLOUCESTER	1	-	-	-	-	-	-	-	-	1

Table 3
Major Offenses for Which Court-Authorized Intercepts Were Granted
Pursuant to 18 U.S.C. 2519
January 1 Through December 31, 2008 (Continued)

Reporting Jurisdiction	Total	Conspiracy	Corruption	Gambling	Homicide and Assault	Kidnapping	Larceny, Theft, and Robbery	Narcotics	Racketeering	Other
NEW JERSEY (CONTINUED)										
HUDSON	10	-	-	-	4	-	-	4	2	-
MERCER	3	-	-	-	-	-	-	3	-	-
MIDDLESEX	1	-	-	-	-	-	-	1	-	-
MONMOUTH	21	-	-	-	3	-	-	2	16	-
MORRIS	9	-	-	-	-	-	-	9	-	-
PASSAIC	22	-	-	-	-	-	-	15	5	2
SOMERSET	10	-	-	-	-	-	-	10	-	-
STATE ATTORNEY GENERAL	39	-	-	-	6	-	-	28	5	-
UNION	29	-	-	-	-	-	-	28	1	-
NEW YORK										
BRONX	24	-	-	-	-	-	-	24	-	-
FULTON	1	-	-	-	1	-	-	-	-	-
GREENE	9	-	-	-	-	-	-	9	-	-
KINGS	5	-	-	-	-	-	5	-	-	-
MONROE	17	-	-	-	2	-	-	15	-	-
MONTGOMERY	1	-	-	-	-	-	-	1	-	-
NASSAU	5	-	-	2	-	-	-	3	-	-
NIAGARA	2	-	-	-	-	-	-	2	-	-
NY ORGANIZED CRIME TASK FORCE	15	-	-	-	-	-	-	15	-	-
NYC SPECIAL NARCOTICS BUREAU	101	-	-	-	-	-	-	101	-	-
ONONDAGA	3	-	-	-	-	-	-	3	-	-
QUEENS	195	-	-	41	4	-	32	118	-	-
SCHENECTADY	3	-	-	3	-	-	-	-	-	-
SUFFOLK	40	-	-	7	-	-	2	26	-	5
SULLIVAN	1	-	-	-	-	-	-	1	-	-
WESTCHESTER	11	-	-	-	-	-	-	11	-	-
OHIO										
LORAIN	6	-	6	-	-	-	-	-	-	-
OKLAHOMA										
STATE ATTORNEY GENERAL	3	3	-	-	-	-	-	-	-	-
OREGON										
LANE	2	-	-	-	-	-	-	-	2	-
MULTNOMAH	2	-	-	-	2	-	-	-	-	-
PENNSYLVANIA										
DELAWARE	2	-	-	-	2	-	-	-	-	-
JEFFERSON	2	-	2	-	-	-	-	-	-	-
MONTGOMERY	7	-	-	-	-	-	-	7	-	-
STATE ATTORNEY GENERAL	10	-	7	-	-	-	-	3	-	-
TENNESSEE										
4TH JUDICIAL DISTRICT (SEVIER)	3	-	-	-	-	-	-	3	-	-
11TH JUDICIAL CIRCUIT (HAMILTON)	9	-	-	-	-	-	-	9	-	-
13TH JUDICIAL DISTRICT (PUTNAM)	3	-	-	-	-	-	-	3	-	-
20TH JUDICIAL DISTRICT (DAVIDSON)	18	-	-	-	-	-	-	18	-	-
30TH JUDICIAL DISTRICT (SHELBY)	1	-	-	-	-	-	-	1	-	-

Table 3
Major Offenses for Which Court-Authorized Intercepts Were Granted
Pursuant to 18 U.S.C. 2519
January 1 Through December 31, 2008 (Continued)

Reporting Jurisdiction	Total	Conspiracy	Corruption	Gambling	Homicide and Assault	Kidnapping	Larceny, Theft, and Robbery	Narcotics	Racketeering	Other
TEXAS										
TARRANT	1	-	-	-	1	-	-	-	-	-
TRAVIS	1	-	-	-	1	-	-	-	-	-
WISCONSIN										
MILWAUKEE	7	-	-	-	-	-	-	7	-	-
SHEBOYGAN	2	-	-	-	-	-	-	2	-	-
WYOMING										
LARAMIE	1	-	-	-	-	-	-	1	-	-

Note: This table shows the most serious offense for each court-authorized interception.

Table 4
Summary of Interceptions of Wire, Oral, or Electronic Communications
January 1 Through December 31, 2008*

Reporting Jurisdiction	Number Authorized	Orders for Which Intercepts Installed	Average Number per Order When Installed**		
			Persons Intercepted	Intercepts	Incriminating Intercepts
TOTAL	1,891	1,809	92	2,707	514
FEDERAL	386	384	164	3,547	674
ARIZONA					
MARICOPA	17	17	51	4,406	1,827
YUMA	5	5	31	2,028	278
CALIFORNIA					
ALAMEDA	1	1	1,961	38,923	3,180
CONTRA COSTA	5	5	459	5,046	1,280
LOS ANGELES	181	175	77	2,072	225
NAPA	4	4	-	1,473	39
ORANGE	6	4	69	2,793	169
RIVERSIDE	1	1	1,781	4,582	2,643
SACRAMENTO	3	3	75	394	8
SAN BERNARDINO	84	81	64	2,135	278
SAN DIEGO	83	81	87	2,595	411
SAN FRANCISCO	2	2	127	7,175	226
SAN JOAQUIN	2	2	43	7,661	343
SAN LUIS OBISPO	4	4	53	1,380	197
SANTA CLARA	14	14	131	1,921	252
SONOMA	3	3	45	1,118	100
STANISLAUS	11	11	35	1,018	114
VENTURA	14	13	71	4,571	455
COLORADO					
1ST JUDICIAL DISTRICT (JEFFERSON)	23	23	15	1,685	163
4TH JUDICIAL DISTRICT (EL PASO)	28	26	46	1,772	613
6TH JUDICIAL DISTRICT (LA PLATA)	5	4	93	95	60
7TH JUDICIAL DISTRICT (MONTROSE)	4	4	43	438	147
8TH JUDICIAL DISTRICT (JACKSON/LARIMER)	7	7	98	1,343	297
9TH JUDICIAL DISTRICT (GARFIELD, PITKIN, RIO BLANCO)	1	1	138	717	-
10TH JUDICIAL DISTRICT (PUEBLO)	6	6	92	2,984	717
21ST JUDICIAL DISTRICT (MESA)	3	3	41	657	126
FLORIDA					
1ST JUDICIAL CIRCUIT (ESCAMBRIA)	7	7	13	4,409	540
4TH JUDICIAL CIRCUIT (DUVAL)	14	13	129	2,430	189
5TH JUDICIAL CIRCUIT (LAKE/MARION)	7	7	161	3,884	312
7TH JUDICIAL CIRCUIT (VOLUSIA)	18	17	105	2,336	147
8TH JUDICIAL CIRCUIT (ALACHUA)	3	NP	NP	NP	NP
9TH JUDICIAL CIRCUIT (ORANGE/OSCEOLA)	17	17	49	2,767	412
10TH JUDICIAL CIRCUIT (POLK)	2	2	297	6,661	630
11TH JUDICIAL CIRCUIT (DADE)	3	3	26	3,045	264
13TH JUDICIAL CIRCUIT (HILLSBOROUGH)	18	18	222	3,663	167
17TH JUDICIAL CIRCUIT (BROWARD)	4	4	112	2,935	501
18TH JUDICIAL CIRCUIT (BREVARD/SEMINOLE)	7	6	107	3,509	224
19TH JUDICIAL CIRCUIT (SAINT LUCIE)	2	NP	NP	NP	NP
GEORGIA					
BIBB	2	2	12	2,299	1,589
COBB	6	6	27	2,401	1,190
COWETA	2	2	11	2,982	16
EASTERN	4	4	317	4,165	149
GWINNETT	30	30	91	1,703	374

Table 4
Summary of Interceptions of Wire, Oral, or Electronic Communications
January 1 Through December 31, 2008 (Continued)*

Reporting Jurisdiction	Number Authorized	Orders for Which Intercepts Installed	Average Number per Order When Installed**		
			Persons Intercepted	Intercepts	Incriminating Intercepts
HAWAII					
MAUI	1	1	31	2,396	184
ILLINOIS					
CHRISTIAN	5	5	-	-	-
COOK	5	5	27	499	86
DUPAGE	7	7	8	758	264
HENDERSON	1	1	-	-	-
INDIANA					
MORGAN	2	2	52	2,927	450
KANSAS					
SALINE	3	3	20	925	32
MARYLAND					
BALTIMORE	31	31	73	1,398	174
BALTIMORE CITY	20	20	83	2,555	273
CECIL	6	6	229	4,546	763
FREDERICK	3	3	103	856	220
HARFORD	17	17	23	1,603	215
MASSACHUSETTS					
BRISTOL	1	1	19	518	-
MIDDLESEX	1	1	300	22,124	5,910
NORFOLK	2	2	14	448	211
PLYMOUTH	1	1	72	1,191	227
NEVADA					
CLARK	45	40	118	1,282	391
DOUGLASS	1	1	138	717	-
WASHOE	2	2	169	9,889	1,569
NEW JERSEY					
ATLANTIC	8	8	97	2,486	211
BURLINGTON	6	6	20	2,694	411
CAMDEN	15	13	41	2,457	176
CAPE MAY	1	1	52	7,030	599
GLOUCESTER	1	NI	NI	NI	NI
HUDSON	10	7	87	3,473	404
MERCER	3	3	66	2,282	153
MIDDLESEX	1	1	118	1,093	185
MONMOUTH	21	21	41	765	174
MORRIS	9	4	65	2,628	471
PASSAIC	22	21	15	1,108	298
SOMERSET	10	9	89	2,089	458
STATE ATTORNEY	39	27	34	2,236	122
GENERAL UNION	29	9	8	267	44
NEW YORK					
BRONX	24	24	35	2,974	241
FULTON	1	1	8	2,476	378
GREENE	9	9	26	1,913	310
KINGS	5	5	113	2,607	447

Table 4
Summary of Interceptions of Wire, Oral, or Electronic Communications
January 1 Through December 31, 2008 (Continued)*

Reporting Jurisdiction	Number Authorized	Orders for Which Intercepts Installed	Average Number per Order When Installed**		
			Persons Intercepted	Intercepts	Incriminating Intercepts
NEW YORK (CONTINUED)					
MONROE	17	17	18	2,097	248
MONTGOMERY	1	1	17	1,108	87
NASSAU	5	5	34	2,877	1,715
NIAGARA	2	2	25	9,406	575
NY ORGANIZED CRIME TASK FORCE	15	15	141	30,578	3,611
NYC SPECIAL NARCOTICS BUREAU	101	98	23	1,100	168
ONONDAGA	3	3	145	15,576	2,019
QUEENS	195	195	42	1,937	1,042
SCHENECTADY	3	3	13	1,198	384
SUFFOLK	40	40	58	2,242	271
SULLIVAN	1	1	60	11,000	7,700
WESTCHESTER	11	11	77	2,689	734
OHIO					
LORAIN	6	6	55	834	174
OKLAHOMA					
STATE ATTORNEY GENERAL	3	3	42	3,925	786
OREGON					
LANE	2	2	24	1,567	227
MULTNOMAH	2	1	25	244	2
PENNSYLVANIA					
DELAWARE	2	2	21	489	19
JEFFERSON	2	2	42	627	136
MONTGOMERY	7	6	54	588	213
STATE ATTORNEY GENERAL	10	10	203	3,757	398
TENNESSEE					
4TH JUDICIAL DISTRICT (SEVIER)	3	3	53	992	227
11TH JUDICIAL CIRCUIT (HAMILTON)	9	9	143	3,799	530
13TH JUDICIAL DISTRICT (PUTNAM)	3	3	59	1,502	132
20TH JUDICIAL DISTRICT (DAVIDSON)	18	18	125	1,447	198
30TH JUDICIAL DISTRICT (SHELBY)	1	1	589	9,003	397
TEXAS					
TARRANT	1	1	100	1,948	57
TRAVIS	1	1	28	7,161	544
WISCONSIN					
MILWAUKEE	7	7	135	863	368
SHEBOYGAN	2	2	136	3,953	438
WYOMING					
LARAMIE	1	1	164	4,114	361

* NR = Not reported or could not be determined. NP = No prosecutor's report. NI = Never installed.

** Excludes those reports in which the number of persons intercepted, the number of intercepts, or the number of incriminating intercepts was not reported or could not be determined.

Table 5
Average Cost per Order
January 1 Through December 31, 2008*

Reporting Jurisdiction	Authorized Orders for Which Intercepts Installed	Intercept Orders for Which Cost Reported**	Average Cost per Order in \$
TOTAL	1,809	1,703	47,624
FEDERAL	384	375	70,536
ARIZONA			
MARICOPA	17	17	173,502
YUMA	5	5	30,240
CALIFORNIA			
ALAMEDA	1	1	214,960
CONTRA COSTA	5	5	71,237
LOS ANGELES	175	166	32,884
NAPA	4	4	14,923
ORANGE	4	4	27,231
RIVERSIDE	1	1	134,000
SACRAMENTO	3	3	16,088
SAN BERNARDINO	81	77	28,082
SAN DIEGO	81	80	37,713
SAN FRANCISCO	2	2	158,698
SAN JOAQUIN	2	2	61,122
SAN LUIS OBISPO	4	-	-
SANTA CLARA	14	14	36,720
SONOMA	3	3	162,149
STANISLAUS	11	11	11,673
VENTURA	13	13	124,203
COLORADO			
1ST JUDICIAL DISTRICT (JEFFERSON)	23	22	35,490
4TH JUDICIAL DISTRICT (EL PASO)	26	26	24,215
6TH JUDICIAL DISTRICT (LA PLATA)	4	4	36,000
7TH JUDICIAL DISTRICT (MONTROSE)	4	4	285,675
8TH JUDICIAL DISTRICT (JACKSON/LARIMER)	7	7	12,849
9TH JUDICIAL DISTRICT (GARFIELD, PITKIN, RIO BLANCO)	1	1	34,340
10TH JUDICIAL DISTRICT (PUEBLO)	6	6	51,424
21ST JUDICIAL DISTRICT (MESA)	3	3	45,000
FLORIDA			
1ST JUDICIAL CIRCUIT (ESCAMBRIA)	7	7	78,589
4TH JUDICIAL CIRCUIT (DUVAL)	13	13	28,518
5TH JUDICIAL CIRCUIT (LAKE/MARION)	7	7	65,666
7TH JUDICIAL CIRCUIT (VOLUSIA)	17	17	29,130
8TH JUDICIAL CIRCUIT (ALACHUA)	NP	NP	NP
9TH JUDICIAL CIRCUIT (ORANGE/OSCEOLA)	17	17	58,742
10TH JUDICIAL CIRCUIT (POLK)	2	2	211,300
11TH JUDICIAL CIRCUIT (DADE)	3	3	114,173
13TH JUDICIAL CIRCUIT (HILLSBOROUGH)	18	-	-
17TH JUDICIAL CIRCUIT (BROWARD)	4	4	45,151
18TH JUDICIAL CIRCUIT (BREVARD/SEMINOLE)	6	6	25,923
19TH JUDICIAL CIRCUIT (SAINT LUCIE)	NP	NP	NP

Table 5
Average Cost per Order
January 1 Through December 31, 2008 (Continued)*

Reporting Jurisdiction	Authorized Orders for Which Intercepts Installed	Intercept Orders for Which Cost Reported**	Average Cost per Order in \$
GEORGIA			
BIBB	2	2	25,400
COBB	6	6	13,702
COWETA	2	2	13,645
EASTERN	4	4	82,500
GWINNETT	30	30	22,161
HAWAII			
MAUI	1	1	-
ILLINOIS			
CHRISTIAN	5	5	280
COOK	5	5	65,743
DUPAGE	7	7	12,571
HENDERSON	1	1	250
INDIANA			
MORGAN	2	2	175,000
KANSAS			
SALINE	3	3	13,311
MARYLAND			
BALTIMORE	31	31	33,872
BALTIMORE CITY	20	19	17,078
CECIL	6	6	119,833
FREDERICK	3	3	39,000
HARFORD	17	17	16,947
MASSACHUSETTS			
BRISTOL	1	1	23,338
MIDDLESEX	1	1	1,064,533
NORFOLK	2	2	12,093
PLYMOUTH	1	1	145,303
NEVADA			
CLARK	40	39	16,485
DOUGLASS	1	1	34,340
WASHOE	2	2	2,025
NEW JERSEY			
ATLANTIC	8	3	50,342
BURLINGTON	6	4	28,800
CAMDEN	13	12	94,825
CAPE MAY	1	1	74,300
GLOUCESTER	NI	NI	NI
HUDSON	7	7	37,447
MERCER	3	2	85,000
MIDDLESEX	1	1	13,600
MONMOUTH	21	21	14,122
MORRIS	4	4	87,423
PASSAIC	21	21	23,805
SOMERSET	9	9	42,222
STATE ATTORNEY GENERAL	27	27	32,120
UNION	9	-	-

Table 5
Average Cost per Order
January 1 Through December 31, 2008 (Continued)*

Reporting Jurisdiction	Authorized Orders for Which Intercepts Installed	Intercept Orders for Which Cost Reported**	Average Cost per Order in \$
NEW YORK			
BRONX	24	24	72,941
FULTON	1	1	20,600
GREENE	9	9	2,357
KINGS	5	5	37,442
MONROE	17	17	1,057
MONTGOMERY	1	1	10,004
NASSAU	5	4	177,503
NIAGARA	2	2	3,350
NY ORGANIZED CRIME TASK FORCE	15	15	438,578
NYC SPECIAL NARCOTICS BUREAU	98	80	17,669
ONONDAGA	3	3	204,038
QUEENS	195	193	17,128
SCHENECTADY	3	3	10,633
SUFFOLK	40	40	36,447
SULLIVAN	1	1	328,663
WESTCHESTER	11	11	22,455
OHIO			
LORAIN	6	6	7,500
OKLAHOMA			
STATE ATTORNEY GENERAL	3	3	7,254
OREGON			
LANE	2	2	26,000
MULTNOMAH	1	1	29,200
PENNSYLVANIA			
DELAWARE	2	2	65,155
JEFFERSON	2	2	13,486
MONTGOMERY	6	6	9,638
STATE ATTORNEY GENERAL	10	10	87,581
TENNESSEE			
4TH JUDICIAL DISTRICT (SEVIER)	3	3	27,527
11TH JUDICIAL CIRCUIT (HAMILTON)	9	9	10,556
13TH JUDICIAL DISTRICT (PUTNAM)	3	3	2,000
20TH JUDICIAL DISTRICT (DAVIDSON)	18	-	-
30TH JUDICIAL DISTRICT (SHELBY)	1	1	23,159
TEXAS			
TARRANT	1	1	29,455
TRAVIS	1	-	-
WISCONSIN			
MILWAUKEE	7	7	62,143
SHEBOYGAN	2	2	90,150
WYOMING			
LARAMIE	1	1	59,500

* NP = No prosecutor's report. NI = Never installed.

** Includes costs for orders for which intercepts were installed but not used.

Table 6
Types of Surveillance Used, Arrests, and Convictions for Intercepts Installed
January 1 Through December 31, 2008

Reporting Jurisdiction	Orders for Which Intercepts Installed *	Wire (Incl. Any Type Telephone: Standard, Cell, Mobile)	Oral (Incl. Microphone, Eavesdrop)	Electronic (Incl. Digital Pager, Fax, Computer)	Combination**	Number of Persons	
						Arrested	Convicted***
TOTAL	1,809	1,757	9	10	33	4,133	810
FEDERAL	384	365	1	4	14	1,578	237
ARIZONA							
MARICOPA	17	17	-	-	-	143	12
YUMA	5	5	-	-	-	-	-
CALIFORNIA							
ALAMEDA	1	1	-	-	-	54	16
CONTRA COSTA	5	5	-	-	-	51	-
LOS ANGELES	175	173	-	-	2	162	11
NAPA	4	4	-	-	-	-	-
ORANGE	4	4	-	-	-	-	-
RIVERSIDE	1	1	-	-	-	4	-
SACRAMENTO	3	3	-	-	-	-	-
SAN BERNARDINO	81	81	-	-	-	8	-
SAN DIEGO	81	75	-	-	6	168	100
SAN FRANCISCO	2	2	-	-	-	-	-
SAN JOAQUIN	2	2	-	-	-	10	6
SAN LUIS OBISPO	4	4	-	-	-	20	7
SANTA CLARA	14	14	-	-	-	26	20
SONOMA	3	3	-	-	-	8	2
STANISLAUS	11	11	-	-	-	30	-
VENTURA	13	13	-	-	-	49	12
COLORADO							
1ST JUDICIAL DISTRICT (JEFFERSON)	23	23	-	-	-	31	22
4TH JUDICIAL DISTRICT (EL PASO)	26	26	-	-	-	14	9
6TH JUDICIAL DISTRICT (LA PLATA)	4	4	-	-	-	24	-
7TH JUDICIAL DISTRICT (MONTROSE)	4	4	-	-	-	6	-
8TH JUDICIAL DISTRICT (JACKSON/LARIMER)	7	7	-	-	-	30	1
9TH JUDICIAL DISTRICT (GARFIELD, PITKIN, RIO BLANCO)	1	1	-	-	-	-	-
10TH JUDICIAL DISTRICT (PUEBLO)	6	6	-	-	-	11	1
21ST JUDICIAL DISTRICT (MESA)	3	3	-	-	-	2	1
FLORIDA							
1ST JUDICIAL CIRCUIT (ESCAMBRIA)	7	7	-	-	-	46	-
4TH JUDICIAL CIRCUIT (DUVAL)	13	13	-	-	-	26	1
5TH JUDICIAL CIRCUIT (LAKE/MARION)	7	7	-	-	-	44	14
7TH JUDICIAL CIRCUIT (VOLUSIA)	17	17	-	-	-	75	12
8TH JUDICIAL CIRCUIT (ALACHUA)	NP	-	-	-	-	-	-
9TH JUDICIAL CIRCUIT (ORANGE/OSCEOLA)	17	17	-	-	-	41	-

Table 6
Types of Surveillance Used, Arrests, and Convictions for Intercepts Installed
January 1 Through December 31, 2008 (Continued)

Reporting Jurisdiction	Orders for Which Intercepts Installed *	Wire (Incl. Any Type Telephone: Standard, Cell, Mobile)	Oral (Incl. Microphone, Eavesdrop)	Electronic (Incl. Digital Pager, Fax, Computer)	Combination**	Number of Persons		
						Arrested	Convicted***	
FLORIDA (CONTINUED)								
10TH JUDICIAL CIRCUIT (POLK)	2	2	-	-	-	19	-	
11TH JUDICIAL CIRCUIT (DADE)	3	3	-	-	-	19	10	
13TH JUDICIAL CIRCUIT (HILLSBOROUGH)	18	18	-	-	-	54	-	
17TH JUDICIAL CIRCUIT (BROWARD)	4	4	-	-	-	15	-	
18TH JUDICIAL CIRCUIT (BREVARD/SEMINOLE)	6	6	-	-	-	4	-	
19TH JUDICIAL CIRCUIT (SAINT LUCIE)	NP	-	-	-	-	-	-	
GEORGIA								
BIBB	2	2	-	-	-	10	-	
COBB	6	6	-	-	-	37	-	
COWETA	2	2	-	-	-	-	-	
EASTERN	4	4	-	-	-	-	-	
GWINNETT	30	30	-	-	-	62	-	
HAWAII								
MAUI	1	1	-	-	-	-	-	
ILLINOIS								
CHRISTIAN	5	5	-	-	-	1	-	
COOK	5	5	-	-	-	42	2	
DUPAGE	7	7	-	-	-	30	14	
HENDERSON	1	1	-	-	-	-	-	
INDIANA								
MORGAN	2	2	-	-	-	10	2	
KANSAS								
SALINE	3	3	-	-	-	-	-	
MARYLAND								
BALTIMORE	31	31	-	-	-	-	-	
BALTIMORE CITY	20	20	-	-	-	12	4	
CECIL	6	6	-	-	-	5	-	
FREDERICK	3	3	-	-	-	5	4	
HARFORD	17	17	-	-	-	23	-	
MASSACHUSETTS								
BRISTOL	1	1	-	-	-	-	-	
MIDDLESEX	1	-	-	-	1	20	-	
NORFOLK	2	2	-	-	-	-	-	
PLYMOUTH	1	1	-	-	-	10	-	
NEVADA								
CLARK	40	40	-	-	-	22	2	
DOUGLASS	1	1	-	-	-	-	-	
WASHOE	2	-	-	-	2	25	5	

Table 6
Types of Surveillance Used, Arrests, and Convictions for Intercepts Installed
January 1 Through December 31, 2008 (Continued)

Reporting Jurisdiction	Orders for Which Intercepts Installed *	Wire (Incl. Any Type Telephone: Standard, Cell, Mobile)	Oral (Incl. Microphone, Eavesdrop)	Electronic (Incl. Digital Pager, Fax, Computer)	Combination**	Number of Persons	
						Arrested	Convicted***
NEW JERSEY							
ATLANTIC	8	8	-	-	-	21	-
BURLINGTON	6	6	-	-	-	8	-
CAMDEN	13	13	-	-	-	23	1
CAPE MAY	1	1	-	-	-	12	1
GLOUCESTER	NI	-	-	-	-	-	-
HUDSON	7	7	-	-	-	6	-
MERCER	3	3	-	-	-	25	-
MIDDLESEX	1	1	-	-	-	11	6
MONMOUTH	21	21	-	-	-	26	-
MORRIS	4	4	-	-	-	11	-
PASSAIC	21	21	-	-	-	86	22
SOMERSET	9	9	-	-	-	75	26
STATE ATTORNEY GENERAL	27	21	1	-	5	28	-
UNION	9	9	-	-	-	-	-
NEW YORK							
BRONX	24	24	-	-	-	43	21
FULTON	1	1	-	-	-	3	-
GREENE	9	9	-	-	-	10	7
KINGS	5	5	-	-	-	4	-
MONROE	17	17	-	-	-	-	-
MONTGOMERY	1	1	-	-	-	3	2
NASSAU	5	4	-	-	1	35	5
NIAGARA	2	2	-	-	-	25	-
NY ORGANIZED CRIME TASK FORCE	15	13	-	-	2	114	51
NYC SPECIAL NARCOTICS BUREAU	98	96	1	1	-	18	-
ONONDAGA	3	3	-	-	-	42	-
QUEENS	195	189	1	5	-	125	57
SCHENECTADY	3	3	-	-	-	1	-
SUFFOLK	40	37	3	-	-	99	7
SULLIVAN	1	1	-	-	-	30	27
WESTCHESTER	11	11	-	-	-	23	5
OHIO							
LORAIN	6	6	-	-	-	13	-
OKLAHOMA							
STATE ATTORNEY GENERAL	3	3	-	-	-	-	-
OREGON							
LANE	2	2	-	-	-	-	-
MULTNOMAH	1	1	-	-	-	1	-
PENNSYLVANIA							
DELAWARE	2	1	1	-	-	-	-
JEFFERSON	2	2	-	-	-	3	-
MONTGOMERY	6	5	1	-	-	43	-
STATE ATTORNEY GENERAL	10	10	-	-	-	14	-

Table 6
Types of Surveillance Used, Arrests, and Convictions for Intercepts Installed
January 1 Through December 31, 2008 (Continued)

Reporting Jurisdiction	Orders for Which Intercepts Installed *	Wire (Incl. Any Type Telephone: Standard, Cell, Mobile)	Oral (Incl. Microphone, Eavesdrop)	Electronic (Incl. Digital Pager, Fax, Computer)	Combination**	Number of Persons	
						Arrested	Convicted***
TENNESSEE							
4TH JUDICIAL DISTRICT (SEVIER)	3	3	-	-	-	18	-
11TH JUDICIAL CIRCUIT (HAMILTON)	9	9	-	-	-	43	40
13TH JUDICIAL DISTRICT (PUTNAM)	3	3	-	-	-	-	-
20TH JUDICIAL DISTRICT (DAVIDSON)	18	18	-	-	-	5	5
30TH JUDICIAL DISTRICT (SHELBY)	1	1	-	-	-	-	-
TEXAS							
TARRANT	1	1	-	-	-	-	-
TRAVIS	1	1	-	-	-	-	-
WISCONSIN							
MILWAUKEE	7	7	-	-	-	-	-
SHEBOYGAN	2	2	-	-	-	-	-
WYOMING							
LARAMIE	1	1	-	-	-	-	-

* NP = No prosecutor's report. NI = Never installed.

** Combination refers to installed intercepts for which more than one type of surveillance was used.

*** Convictions resulting from an intercept often do not occur within the same year in which the intercept was first reported.
See Tables 8 and 9.

Table 7
Authorized Intercepts Granted Pursuant to
18 U.S.C. 2519 as Reported in Wiretap Reports
for Calendar Years 1998 - 2008

Wiretap Report Date	1998	1999	2000	2001	2002	2003	2004	2005	2006	2007	2008
Intercept applications requested	1,331	1,350	1,190	1,491	1,359	1,442	1,710	1,774	1,839	2,208	1,891
Intercept applications authorized	1,329	1,350	1,190	1,491	1,358	1,442	1,710	1,773	1,839	2,208	1,891
Federal	566	601	479	486	497	578	730	625	461	457	386
State	763	749	711	1,005	861	864	980	1,148	1,378	1,751	1,505
Avg. days of original authorization	28	27	28	27	29	29	28	28	29	29	29
Number of extensions	1,164	1,367	926	1,008	889	1,145	1,341	1,360	1,228	1,701	1,266
Average length of extensions (in days)	27	29	28	29	29	29	28	28	29	29	29
Location of authorized intercepts:											
Personal residence	436	341	244	206	154	118	83	57	48	27	31
Business	87	59	56	60	37	35	30	21	13	7	6
Portable device	-	-	719	1,007	1,046	1,165	1,507	1,610	1,685	2,078	1,793
Multiple locations	222	287	109	117	85	95	65	49	53	36	38
Not indicated or other*	584	663	62	101	36	29	25	36	40	60	23
Major offense specified:											
Arson, explosives, and weapons	3	8	5	5	-	5	12	3	2	4	1
Bribery	9	42	21	1	3	9	16	4	1	1	3
Extortion (includes usury and loan-sharking)	12	11	10	28	18	6	5	8	6	5	-
Gambling	93	60	49	82	82	49	90	42	56	55	54
Homicide and assault	55	62	72	52	58	80	48	82	119	132	92
Larceny and theft	19	9	15	47	8	48	30	11	19	32	37
Narcotics	955	978	894	1,167	1,052	1,104	1,308	1,433	1,473	1,792	1,593
Robbery and burglary	4	4	4	8	3	3	9	7	1	4	7
Racketeering	153	139	76	70	72	96	138	94	90	98	58
Other or unspecified	28	37	44	31	62	42	54	89	72	85	46
Intercept applications installed**	1,245	1,277	1,139	1,405	1,273	1,367	1,633	1,694	1,714	2,119	1,809
Federal	562	595	472	481	490	576	723	624	461	454	384
State	683	682	667	924	783	791	910	1,070	1,253	1,665	1,425
For intercepts installed:											
Total days in operation	53,411	63,243	47,729	53,574	50,025	60,198	69,980	72,897	68,380	93,117	73,509
Avg. number of persons intercepted ***	190	195	196	86	92	116	126	107	122	94	92
Average number of intercepted communications***	1,858	1,921	1,769	1,565	1,708	3,004	3,017	2,835	2,685	3,106	2,707
Average number of incriminating intercepted communications***	350	390	402	333	403	993	619	629	547	920	514
Authorizations where costs reported	1,184	1,232	1,080	1,327	1,193	1,236	1,559	1,525	1,576	2,043	1,703
Average cost of intercepts for which costs reported	57,669	57,511	54,829	48,198	54,586	62,164	63,011	55,530	52,551	48,477	47,624
Intercept applications authorized but reported after publication****	118	196	196	204	185	346	282	327	467	-	566
Total authorized by year (reported through Dec 2008)	1,447	1,546	1,386	1,695	1,543	1,788	1,992	2,100	2,306	2,208	1,891

* Starting in 2000, location categories were revised to improve reporting and reduce the number of instances in which "other" location was reported.

** Installed intercepts include only those intercepts for which reports were received from prosecuting officials.

*** As of 1998, the average excludes those reports in which the number of persons intercepted, the number of intercepts, or the number of incriminating intercepts was not reported or could not be determined.

**** Some wiretaps terminated in a given year are not reported until a subsequent year because they are part of ongoing investigations.

Table 8
Summary of Supplementary Reports for Intercepts
Terminated in Calendar Years 1996 Through 2007
(Report as of December 31, 2008)

Report Year and Jurisdiction	Total Additional Activity During Calendar Year 2008							
	Number of Reports	Costs in \$	Number of Persons Arrested	Number of Trials	Motions to Suppress Intercepts*			Number of Persons Convicted
					G	D	P	
TOTAL ALL YEARS	889	31,076,214	3,311	194	181	208	41	2,698
TOTAL 1996	1	-	-	1	-	-	-	4
FEDERAL	1	-	-	1	-	-	-	4
TOTAL 1997	-	-	-	-	-	-	-	-
TOTAL 1998	1	-	-	-	-	-	-	2
FEDERAL	1	-	-	-	-	-	-	2
TOTAL 1999	-	-	-	-	-	-	-	-
TOTAL 2000	4	-	6	1	-	-	-	5
FEDERAL	3	-	5	1	-	-	-	5
ARIZONA MARICOPA	1	-	1	-	-	-	-	-
TOTAL 2001	2	-	6	-	-	-	-	5
FEDERAL	2	-	6	-	-	-	-	5
TOTAL 2002	2	-	-	-	-	-	-	3
FEDERAL	1	-	-	-	-	-	-	2
PENNSYLVANIA STATE ATTORNEY GENERAL	1	-	-	-	-	-	-	1
TOTAL 2003	6	3,492	29	2	-	-	-	39
FEDERAL	6	3,492	29	2	-	-	-	39
TOTAL 2004	55	-	334	63	138	22	1	342
FEDERAL	40	-	302	62	123	22	1	277
ARIZONA PIMA	1	-	-	1	-	-	-	6
CALIFORNIA SAN DIEGO	1	-	-	-	-	-	-	7
FLORIDA 17TH JUDICIAL CIRCUIT (BROWARD)	1	-	25	-	-	-	-	6
18TH JUDICIAL CIRCUIT (BREVARD/SEMINOLE)	2	-	-	-	-	-	-	5

Table 8
Summary of Supplementary Reports for Intercepts
Terminated in Calendar Years 1996 Through 2007
(Report as of December 31, 2008) (Continued)

Report Year and Jurisdiction	Total Additional Activity During Calendar Year 2008							Number of Persons Convicted
	Number of Reports	Costs in \$	Number of Persons Arrested	Number of Trials	Motions to Suppress Intercepts*			
					G	D	P	
2004 (CONTINUED)								
GEORGIA								
GWINNETT	1	-	-	-	-	-	-	14
MASSACHUSETTS								
MIDDLESEX	1	-	7	-	-	-	-	7
NEW JERSEY								
BERGEN	3	-	-	-	15	-	-	8
STATE ATTORNEY GENERAL	4	-	-	-	-	-	-	11
NEW YORK								
STATE ATTORNEY GENERAL	1	-	-	-	-	-	-	1
TOTAL 2005	80	2,978,582	544	51	37	34	-	485
FEDERAL	66	2,978,582	491	48	37	34	-	371
FLORIDA								
17TH JUDICIAL CIRCUIT (BROWARD)	1	-	12	-	-	-	-	5
GEORGIA								
GWINNETT	1	-	-	1	-	-	-	7
NEVADA								
CLARK	1	-	2	1	-	-	-	2
NEW JERSEY								
BERGEN	1	-	-	-	-	-	-	1
MORRIS	2	-	-	-	-	-	-	19
STATE ATTORNEY GENERAL	3	-	-	-	-	-	-	17
NEW YORK								
NY ORGANIZED CRIME TASK FORCE	1	-	39	-	-	-	-	33
SUFFOLK	3	-	-	-	-	-	-	10
PENNSYLVANIA								
STATE ATTORNEY GENERAL	1	-	-	1	-	-	-	20
TOTAL 2006	148	5,797,983	656	38	1	36	2	633
FEDERAL	109	5,554,752	553	23	1	31	1	489
CALIFORNIA								
CONTRA COSTA	1	-	1	-	-	-	-	2
SACRAMENTO	1	-	14	-	-	-	-	2
COLORADO								
4TH JUDICIAL DISTRICT (EL PASO)	3	-	4	1	-	1	-	4

Table 8
Summary of Supplementary Reports for Intercepts
Terminated in Calendar Years 1996 Through 2007
(Report as of December 31, 2008) (Continued)

Report Year and Jurisdiction	Total Additional Activity During Calendar Year 2008							
	Number of Reports	Costs in \$	Number of Persons Arrested	Number of Trials	Motions to Suppress Intercepts*			Number of Persons Convicted
					G	D	P	
2006 (CONTINUED)								
FLORIDA								
17TH JUDICIAL CIRCUIT (BROWARD)	2	-	15	-	-	-	-	5
18TH JUDICIAL CIRCUIT (BREVARD/SEMINOLE)	1	-	-	-	-	-	-	11
GEORGIA								
BIBB	1	28,000	20	11	-	-	-	-
GWINNETT	1	-	-	1	-	-	-	2
MARYLAND								
FREDERICK	1	-	1	-	-	-	1	-
MASSACHUSETTS								
MIDDLESEX	1	-	2	-	-	-	-	1
NEVADA								
CLARK	1	-	-	-	-	-	-	1
NEW JERSEY								
BERGEN	2	-	-	-	-	-	-	4
HUDSON	3	-	-	-	-	-	-	5
MERCER	1	-	-	-	-	-	-	3
MORRIS	2	-	-	-	-	-	-	18
STATE ATTORNEY GENERAL	5	28,406	42	-	-	-	-	46
WARREN	2	-	-	-	-	-	-	8
NEW YORK								
NEW YORK	1	184,809	-	-	-	-	-	-
NY ORGANIZED CRIME TASK FORCE	1	-	1	-	-	-	-	1
ONONDAGA	1	-	-	-	-	-	-	2
STATE ATTORNEY GENERAL	1	-	-	-	-	-	-	2
OHIO								
FRANKLIN	1	-	1	-	-	-	-	1
PENNSYLVANIA								
MONTGOMERY	2	-	-	-	-	-	-	7
STATE ATTORNEY GENERAL	2	-	-	-	-	-	-	3
TENNESSEE								
13TH JUDICIAL DISTRICT (PUTNAM)	1	2,016	-	2	-	4	-	16
TEXAS								
HARRIS	1	-	2	-	-	-	-	-
TOTAL 2007	590	22,296,157	1,736	38	5	116	38	1,180
FEDERAL	247	13,015,025	1,042	27	2	98	13	495
ARIZONA								
YUMA	1	-	2	1	-	-	-	6

Table 8
Summary of Supplementary Reports for Intercepts
Terminated in Calendar Years 1996 Through 2007
(Report as of December 31, 2008) (Continued)

Report Year and Jurisdiction	Total Additional Activity During Calendar Year 2008							
	Number of Reports	Costs in \$	Number of Persons Arrested	Number of Trials	Motions to Suppress Intercepts*			Number of Persons Convicted
					G	D	P	
2007 (CONTINUED)								
CALIFORNIA								
CONTRA COSTA	3	90,000	33	-	-	-	-	2
LOS ANGELES	10	189,146	8	-	-	-	-	1
MERCED	5	107,788	3	-	-	-	-	1
ORANGE	88	2,714,979	139	-	-	1	-	42
RIVERSIDE	35	2,379,163	40	-	-	-	2	2
SACRAMENTO	4	-	48	1	-	-	-	17
SAN DIEGO	8	-	-	1	-	5	-	68
COLORADO								
1ST JUDICIAL DISTRICT (JEFFERSON)	1	-	1	-	-	1	-	24
4TH JUDICIAL DISTRICT (EL PASO)	3	-	-	-	-	-	-	14
10TH JUDICIAL DISTRICT (PUEBLO)	1	-	-	-	-	-	-	11
CONNECTICUT								
HARTFORD	1	-	1	-	-	-	-	-
FLORIDA								
5TH JUDICIAL CIRCUIT (LAKE/MARION)	1	-	-	-	-	2	-	7
18TH JUDICIAL CIRCUIT (BREVARD/SEMINOLE)	1	-	-	-	-	-	-	6
19TH JUDICIAL CIRCUIT (SAINT LUCIE)	3	-	35	-	-	-	1	32
GEORGIA								
AUGUSTA	1	-	31	-	-	3	-	16
GWINNETT	2	-	-	-	-	-	-	3
HAWAII								
MAUI	1	303,461	-	-	-	-	-	-
MARYLAND								
BALTIMORE	6	416,668	-	-	-	-	-	-
FREDERICK	2	-	2	-	-	-	-	2
NEVADA								
CLARK	4	-	10	-	-	4	-	8
NEW JERSEY								
ATLANTIC	3	118,530	37	-	-	-	-	-
BURLINGTON	1	-	-	-	-	-	-	19
CAPE MAY	3	92,020	111	-	-	-	-	51
HUNTERDON	1	-	1	-	-	-	-	1
MERCER	1	-	-	-	-	-	-	8
MIDDLESEX	2	36,050	-	-	-	-	-	-
MONMOUTH	4	-	-	-	-	-	1	27
MORRIS	1	-	-	-	-	-	-	76
PASSAIC	2	42,688	1	-	-	-	-	-
STATE ATTORNEY GENERAL	17	1,256,764	80	7	-	-	-	57

Table 8
Summary of Supplementary Reports for Intercepts
Terminated in Calendar Years 1996 Through 2007
(Report as of December 31, 2008) (Continued)

Report Year and Jurisdiction	Total Additional Activity During Calendar Year 2008							
	Number of Reports	Costs in \$	Number of Persons Arrested	Number of Trials	Motions to Suppress Intercepts*			Number of Persons Convicted
					G	D	P	
2007 (CONTINUED)								
NEW YORK								
MONROE	7	440,600	10	-	-	-	-	7
NASSAU	2	-	1	-	-	-	-	6
NY ORGANIZED CRIME TASK FORCE	1	-	1	-	-	-	-	17
ONTARIO	1	800	2	1	1	-	-	2
QUEENS	95	898,700	39	-	-	-	-	100
SARATOGA	1	-	3	-	-	-	-	3
SUFFOLK	3	-	-	-	-	-	-	30
OKLAHOMA								
STATE ATTORNEY GENERAL	2	-	8	-	-	-	-	4
PENNSYLVANIA								
DAUPHIN	1	-	1	-	-	-	-	-
STATE ATTORNEY GENERAL	3	-	24	-	-	-	13	5
TENNESSEE								
13TH JUDICIAL DISTRICT (PUTNAM)	4	8,000	-	-	-	-	-	-
VIRGINIA								
ROANOKE	5	185,775	-	-	-	-	-	-
WISCONSIN								
MILWAUKEE	2	-	22	-	2	2	8	10

* Motions: G = granted, D = denied, P = pending.

Table 9
Arrests and Convictions Resulting From Intercepts Installed in
Calendar Years 1998 Through 2008

Year of Intercepts	Year Reported											Total All Years	
	1998	1999	2000	2001	2002	2003	2004	2005	2006	2007	2008	Number	Percent
1998													
Arrests	3,450	1,266	441	337	114	30	7	9	16	-	-	5,670	100.0
Convictions	911	1,214	596	271	139	23	14	10	1	-	2	3,181	56.1
1999													
Arrests	-	4,372	1,600	428	216	38	7	6	21	-	-	6,688	100.0
Convictions	-	654	1,323	515	235	77	35	1	21	-	-	2,861	42.8
2000													
Arrests	-	-	3,411	1,741	681	142	17	5	2	2	6	6,007	100.0
Convictions	-	-	736	1,148	793	280	30	56	12	1	5	3,061	51.0
2001													
Arrests	-	-	-	3,683	1,325	316	109	90	72	5	6	5,606	100.0
Convictions	-	-	-	732	1,316	572	121	105	63	27	5	2,941	52.5
2002													
Arrests	-	-	-	-	3,060	1,067	362	105	52	5	-	4,651	100.0
Convictions	-	-	-	-	493	1,082	489	164	64	17	3	2,312	49.7
2003													
Arrests	-	-	-	-	-	3,674	1,651	257	82	10	29	5,703	100.0
Convictions	-	-	-	-	-	844	989	399	203	42	39	2,516	44.1
2004													
Arrests	-	-	-	-	-	-	4,506	967	538	65	334	6,410	100.0
Convictions	-	-	-	-	-	-	634	895	565	124	342	2,560	39.9
2005													
Arrests	-	-	-	-	-	-	-	4,674	1,493	233	544	6,944	100.0
Convictions	-	-	-	-	-	-	-	776	1,417	496	485	3,174	45.7
2006													
Arrests	-	-	-	-	-	-	-	-	4,376	1,526	656	6,558	100.0
Convictions	-	-	-	-	-	-	-	-	711	1,306	633	2,650	40.4
2007													
Arrests	-	-	-	-	-	-	-	-	-	4,830	1736	6,566	100.0
Convictions	-	-	-	-	-	-	-	-	-	984	1180	2,164	33.0
2008													
Arrests											4133	4,133	100.0
Convictions											810	810	19.6

TABLE A-1
UNITED STATES DISTRICT COURTS

CALENDAR YEAR 2008

**REPORT BY JUDGES OF COURT-AUTHORIZED INTERCEPTS OF WIRE, ORAL, OR ELECTRONIC COMMUNICATIONS
PURSUANT TO 18 U.S.C. 2519**

A.O. Number *	Authorizing Official		Offense Specified	Intercept		Date of Application	Authorized Length		
	Judge	Attorney General ¹		Type ²	Location ³		Original Order (Days)	Number of Extensions	Total Length (Days)
ALABAMA, MIDDLE									
2008-1	HOBBS	KEENEY	NARCOTICS	WS	H	03/14/2008	30	0	30
2008-2	HOBBS	MANDELKER	NARCOTICS	WC	D	04/04/2008	30	1	60
ALABAMA, NORTHERN									
2008-1	PROCTOR	MANDELKER	NARCOTICS	WS	H	03/05/2008	30	1	60
2008-2	PROCTOR	KEENEY	NARCOTICS	WC	D	03/12/2008	30	2	90
2008-3	PROCTOR	SABIN	NARCOTICS	WC	D	03/19/2008	30	2	90
2008-4	PROCTOR	SABIN	NARCOTICS	WC	D	04/03/2008	30	1	60
2008-5	PROCTOR	KEENEY	NARCOTICS	WC	D	05/27/2008	30	0	30
2007-4	HOPKINS	KEENEY	NARCOTICS	WS	H	08/20/2007	30	0	30
2006-7	HOPKINS	KEENEY	NARCOTICS	WC	D	04/17/2006	30	1	60
2006-8	HOPKINS	KEENEY	NARCOTICS	WC	D	06/05/2006	30	0	30
ARIZONA									
2008-1	ROLL	SWARTZ	NARCOTICS	WC	D	03/27/2008	30	2	90
2008-2	CAMPBELL	SABIN	NARCOTICS	WC	D	04/01/2008	30	2	90
2008-3	CAMPBELL	MANDELKER	NARCOTICS	WC	D	05/16/2008	30	0	30
2007-9	SILVER	SABIN	NARCOTICS	WC	D	01/17/2007	30	0	30
2007-10	SILVER	KEENEY	NARCOTICS	WC	D	03/09/2007	30	1	60
2007-11	SILVER	KEENEY	NARCOTICS	WC	D	04/06/2007	30	0	30
2007-12	ROLL	KEENEY	NARCOTICS	WC	D	05/07/2007	30	0	30
2007-13	SILVER	SWARTZ	NARCOTICS	WC	D	05/09/2007	30	0	30
2006-26	WAKE	SABIN	NARCOTICS	WC	D	06/30/2006	30	1	60
2006- 27	CARROLL	SABIN	NARCOTICS	WC	D	07/14/2006	30	0	30
2006-28	JORGENSEN	KEENEY	BRIBERY	WC	D	10/26/2006	30	0	30
ARKANSAS, EASTERN									
2008-1	WILSON	SABIN	NARCOTICS	WC	D	07/25/2008	30	0	30
2007-1	WRIGHT	KEENEY	MURDER	OM	H	09/24/2007	30	1	60
2005-5	WILSON	SWARTZ	NARCOTICS	WC	D	01/14/2005	30	0	30
2005-6	WILSON	SWARTZ	NARCOTICS	WC	D	04/27/2005	30	0	30

¹ The prosecuting official authorized the filing of the application under provisions of the state's statute. (See Table 1 for this state's statutory citation.)

² Type: WC = Cellular or Mobile Telephone (Wire), WS = Standard Telephone (Wire), WO = Other (Wire), OM = Microphone (Oral), OO = Other (Oral), ED = Digital Pager (Electronic), EE = Computer or E-Mail (Electronic), EF = Fax Machine (Electronic), EO = Other (Electronic).

³ Location: D = Portable Device, H = Personal Residence, B = Business, A = Public Area, O = Other Location, R = Roving (Relaxed Specification Order), N = Not Specified.

* The first four digits of the A.O. number represent the year in which the wiretap was terminated. Wiretaps that were terminated prior to 2008 were not reported previously because they were part of ongoing investigations.

TABLE A-1
UNITED STATES DISTRICT COURTS

CALENDAR YEAR 2008

REPORT BY PROSECUTORS OF COURT-AUTHORIZED INTERCEPTS OF WIRE, ORAL, OR ELECTRONIC COMMUNICATIONS
PURSUANT TO 18 U.S.C. 2519

A.O. Number *	Number of Days in Operation ⁴	Average Intercepts per Day	Number of ⁵			Costs		Number of					
			Persons Intercepted	Intercepts	Incriminating Intercepts	Total Cost in \$	Other Than Manpower in \$	Arrests	Trials	Motions to Suppress Intercepts ⁶			Persons Convicted
										G	D	P	
ALABAMA, MIDDLE													
2008-1	30	77	72	2,317	247	17,105	6,300	RELATED TO NO. 2008-2					
2008-2	42	18	23	773	17	16,377	1,250	17	-	-	-	-	-
ALABAMA, NORTHERN													
2008-1	37	73	75	2,700	1,800	52,388	3,170	RELATED TO NO. 2008-4					
2008-2	65	7	9	467	80	168,320	3,320	33	2	-	1	-	20
2008-3	58	105	55	6,109	623	RELATED TO NO. 2008-2		RELATED TO NO. 2008-2					
2008-4	51	129	139	6,563	3,569	52,388	3,170	24	-	-	-	-	-
2008-5	29	391	109	11,336	2,123	52,388	3,170	RELATED TO NO. 2008-4					
2007-4	30	153	66	4,603	83	43,219	-	-	-	-	-	-	-
2006-7	58	130	22	7,558	1,047	189,176	3,320	24	1	-	1	-	24
2006-8	20	31	6	625	33	73,016	3,320	-	-	-	-	-	-
ARIZONA													
2008-1	71	21	49	1,507	1,015	136,864	2,480	-	-	-	-	-	-
2008-2	68	24	76	1,623	274	65,791	500	25	-	-	-	-	-
2008-3	27	137	35	3,687	919	-	-	-	-	-	-	-	-
2007-9	15	70	50	1,046	524	69,147	24,333	RELATED TO NO. 2007-13					
2007-10	48	6	20	287	44	17,306	6,108	RELATED TO NO. 2007-13					
2007-11	25	47	45	1,185	331	17,306	6,108	RELATED TO NO. 2007-13					
2007-12	29	90	158	2,614	70	31,170	15,360	5	-	-	-	-	-
2007-13	15	15	20	220	37	17,306	6,108	5	-	-	-	-	-
2006-26	39	15	20	600	242	44,360	1,800	29	-	-	-	-	26
2006-27	16	289	7	4,618	571	29,092	13,156	7	-	-	-	-	-
2006-28	30	42	121	1,270	82	124,185	2,884	3	-	-	-	-	-
ARKANSAS, EASTERN													
2008-1	30	NR	NR	NR	NR	12,925	5,200	-	-	-	-	-	-
2007-1	60	-	7	7	7	22,747	1,025	2	-	-	-	-	1
2005-5	NI	-	-	-	-	-	-	-	-	-	-	-	-
2005-6	8	2	4	12	-	4,385	935	-	-	-	-	-	-

⁴ NI indicates never installed. I indicates installed but never used. NP indicates no prosecutor's report.

⁵ NR indicates not reported or could not be determined.

⁶ Motions: G = Granted, D = Denied, P = Pending.

* The first four digits of the A.O. number represent the year in which the wiretap was terminated. Wiretaps that were terminated prior to 2008 were not reported previously because they were part of ongoing investigations.

TABLE A-1
UNITED STATES DISTRICT COURTS

CALENDAR YEAR 2008

**REPORT BY JUDGES OF COURT-AUTHORIZED INTERCEPTS OF WIRE, ORAL, OR ELECTRONIC COMMUNICATIONS
PURSUANT TO 18 U.S.C. 2519**

A.O. Number *	Authorizing Official		Offense Specified	Intercept		Date of Application	Authorized Length		
	Judge	Attorney General ¹		Type ²	Location ³		Original Order (Days)	Number of Extensions	Total Length (Days)
ARKANSAS, WESTERN									
2008-1	HENDREN	KEENEY	NARCOTICS	WC	D	01/07/2008	30	1	60
2008-2	HENDREN	SABIN	NARCOTICS	WC	D	07/31/2008	30	0	30
2007-1	HENDREN	KEENEY	NARCOTICS	WC	D	11/13/2007	30	0	30
2007-2	HENDREN	SWARTZ	NARCOTICS	WC	D	12/21/2007	30	0	30
CALIFORNIA, CENTRAL									
2008-1	OTERO	KEENEY	RACKETEERING	WC	D	07/20/2007	30	6	210
2008-2	OTERO	KEENEY	RACKETEERING	WC	D	11/26/2007	30	3	120
2008-3	CARTER	SABIN	NARCOTICS	WC	D	12/10/2007	30	1	60
2008-4	SNYDER	MANDELKER	NARCOTICS	WC	D	01/03/2008	30	1	60
2008-5	FAIRBANK	ROTH	NARCOTICS	WC	D	01/10/2008	30	0	30
2008-6	CARTER	KEENEY	NARCOTICS	WC	D	01/11/2008	30	0	30
2008-7	FRIOT	ROTH	NARCOTICS	WC	D	01/14/2008	30	1	60
2008-8	OTERO	KEENEY	RACKETEERING	WC	D	01/14/2008	30	1	60
2008-9	PREGERSON	SABIN	NARCOTICS	WC	D	01/25/2008	30	0	30
2008-10	PREGERSON	SABIN	NARCOTICS	WC	D	01/31/2008	30	3	120
2008-11	FAIRBANK	KEENEY	NARCOTICS	WC	D	01/31/2008	30	0	30
2008-12	FAIRBANK	KEENEY	NARCOTICS	WC	D	02/07/2008	30	0	30
2008-13	WALTER	MANDELKER	NARCOTICS	WC	D	02/21/2008	30	1	60
2008-14	PREGERSON	ROTH	NARCOTICS	WC	D	02/29/2008	30	0	30
2008-15	FAIRBANK	SWARTZ	NARCOTICS	WC	D	03/11/2008	30	1	60
2008-16	FAIRBANK	ROTH	NARCOTICS	WC	D	03/14/2008	30	0	30
2008-17	FAIRBANK	MANDELKER	NARCOTICS	WC	D	03/20/2008	30	1	60
2008-18	FAIRBANK	KEENEY	NARCOTICS	WC	D	03/28/2008	30	0	30
2008-19	COLLINS	KEENEY	NARCOTICS	WC	D	04/15/2008	30	3	120
2008-20	GUTIERREZ	KEENEY	NARCOTICS	WC	D	04/21/2008	30	0	30
2008-21	ANDERSON	SWARTZ	NARCOTICS	WC	D	04/23/2008	30	1	60
2008-22	COLLINS	BIANCO	NARCOTICS	WC	D	04/30/2008	30	0	30
2008-23	PREGERSON	SABIN	NARCOTICS	WC	D	05/02/2008	30	0	30
2008-24	FAIRBANK	ROTH	NARCOTICS	WC	D	05/07/2008	30	0	30

¹ The prosecuting official authorized the filing of the application under provisions of the state's statute. (See Table 1 for this state's statutory citation.)

² Type: WC = Cellular or Mobile Telephone (Wire), WS = Standard Telephone (Wire), WO = Other (Wire), OM = Microphone (Oral), OO = Other (Oral), ED = Digital Pager (Electronic), EE = Computer or E-Mail (Electronic), EF = Fax Machine (Electronic), EO = Other (Electronic).

³ Location: D = Portable Device, H = Personal Residence, B = Business, A = Public Area, O = Other Location, R = Roving (Relaxed Specification Order), N = Not Specified.

* The first four digits of the A.O. number represent the year in which the wiretap was terminated. Wiretaps that were terminated prior to 2008 were not reported previously because they were part of ongoing investigations.

TABLE A-1
UNITED STATES DISTRICT COURTS

CALENDAR YEAR 2008

**REPORT BY PROSECUTORS OF COURT-AUTHORIZED INTERCEPTS OF WIRE, ORAL, OR ELECTRONIC COMMUNICATIONS
PURSUANT TO 18 U.S.C. 2519**

A.O. Number *	Number of Days in Operation ⁴	Average Inter- cepts per Day	Number of ⁵			Costs		Number of					
			Persons Inter- cepted	Intercepts	Incrim- inating Intercepts	Total Cost in \$	Other Than Manpower in \$	Arrests	Trials	Motions to Suppress Intercepts ⁶			Persons Conv- icted
										G	D	P	
ARKANSAS, WESTERN													
2008-1	31	110	11	3,420	122	122,457	4,025	14	-	-	-	-	10
2008-2	30	65	53	1,950	265	21,187	3,200	-	-	-	-	-	-
2007-1	26	159	83	4,123	358	69,751	4,500	2	-	-	-	-	2
2007-2	3	166	42	498	21	5,745	300	-	-	-	-	-	-
CALIFORNIA, CENTRAL													
2008-1	210	37	70	7,766	1,247	RELATED TO NO. 2008-2		RELATED TO NO. 2008-2					
2008-2	120	42	20	5,000	4,268	600,000	200,000	118	-	-	-	-	-
2008-3	60	17	22	1,024	73	38,516	-	-	-	-	-	-	-
2008-4	51	20	20	1,037	217	52,978	1,050	5	1	-	-	-	1
2008-5	1	NR	NR	NR	NR	2,600	2,600	-	-	-	-	-	-
2008-6	30	61	16	1,824	160	19,258	-	3	-	-	-	-	-
2008-7	58	73	274	4,247	986	28,212	-	-	-	-	-	-	-
2008-8	60	71	20	4,270	2,181	RELATED TO NO. 2008-2		RELATED TO NO. 2008-2					
2008-9	30	25	110	758	316	25,310	6,345	-	-	-	-	-	-
2008-10	90	42	215	3,767	1,850	41,154	3,225	6	-	-	-	-	-
2008-11	15	NR	NR	NR	NR	16,000	1,000	-	-	-	-	-	-
2008-12	30	163	56	4,876	550	42,859	2,600	-	-	-	-	-	-
2008-13	60	23	78	1,380	145	84,642	42,628	-	-	-	-	-	-
2008-14	30	110	255	3,288	1,757	-	-	5	-	-	-	-	-
2008-15	60	6	16	336	56	68,618	5,200	-	-	-	-	-	-
2008-16	29	63	40	1,824	536	30,064	-	1	-	-	-	-	1
2008-17	60	79	85	4,736	306	24,915	-	4	-	-	-	-	-
2008-18	30	13	258	381	102	38,531	2,600	10	-	-	-	-	-
2008-19	105	25	26	2,618	160	31,986	10,700	-	-	-	-	-	-
2008-20	30	37	54	1,110	310	31,567	2,600	-	-	-	-	-	-
2008-21	60	40	55	2,403	1,003	39,200	3,200	1	-	-	-	-	-
2008-22	30	24	3	717	315	55,150	3,560	-	-	-	-	-	-
2008-23	30	213	312	6,388	2,888	297,213	5,150	29	-	-	-	-	-
2008-24	8	22	15	180	22	3,712	-	-	-	-	-	-	-

⁴ NI indicates never installed. I indicates installed but never used. NP indicates no prosecutor's report.

⁵ NR indicates not reported or could not be determined.

⁶ Motions: G = Granted, D = Denied, P = Pending.

* The first four digits of the A.O. number represent the year in which the wiretap was terminated. Wiretaps that were terminated prior to 2008 were not reported previously because they were part of ongoing investigations.

TABLE A-1
UNITED STATES DISTRICT COURTS

CALENDAR YEAR 2008

**REPORT BY JUDGES OF COURT-AUTHORIZED INTERCEPTS OF WIRE, ORAL, OR ELECTRONIC COMMUNICATIONS
PURSUANT TO 18 U.S.C. 2519**

A.O. Number *	Authorizing Official		Offense Specified	Intercept		Date of Application	Authorized Length		
	Judge	Attorney General ¹		Type ²	Location ³		Original Order (Days)	Number of Extensions	Total Length (Days)
CALIFORNIA, CENTRAL (CONTINUED)									
2008-25	OTERO	KEENEY	NARCOTICS	WC	D	05/23/2008	30	0	30
2008-26	ANDERSON	KEENEY	NARCOTICS	WC	D	05/28/2008	30	1	60
2008-27	SCULLIN	KEENEY	NARCOTICS	WC	D	06/02/2008	30	0	30
2008-28	GUTIERREZ	FRIEDRICH	NARCOTICS	WC	D	06/10/2008	30	0	30
2008-29	COLLINS	FRIEDRICH	NARCOTICS	WC	D	06/11/2008	30	2	90
2008-30	KLAUSNER	KEENEY	NARCOTICS	WC	D	06/13/2008	30	0	30
2008-31	MATZ	MANDELKER	NARCOTICS	WC	D	07/14/2008	30	0	30
2008-32	SCHIAVELLI	SABIN	NARCOTICS	WC	D	07/17/2008	30	1	60
2008-33	OTERO	KEENEY	NARCOTICS	WC	D	07/18/2008	30	1	60
2008-34	COLLINS	BIANCO	NARCOTICS	WC	D	08/06/2008	30	0	30
2008-35	MATZ	BIANCO	NARCOTICS	WC	D	08/19/2008	30	0	30
2008-36	COLLINS	SABIN	NARCOTICS	WC	D	08/19/2008	30	0	30
2008-37	OTERO	MANDELKER	NARCOTICS	WC	D	08/19/2008	30	0	30
2008-38	GUTIERREZ	SABIN	NARCOTICS	WC	D	08/29/2008	30	0	30
2008-39	GUTIERREZ	SABIN	NARCOTICS	WC	D	09/11/2008	30	1	60
2008-40	WU	HENNESSY	NARCOTICS	WC	D	10/17/2008	30	0	30
2007-31	MATZ	MANDELKER	\$LAUNDERING	WC,WS	D	12/15/2006	30	1	60
2007-32	OTERO	SABIN	NARCOTICS	WC	D	05/14/2007	30	0	30
2007-33	OTERO	KEENEY	RACKETEERING	WC	D	05/24/2007	30	3	120
2007-34	OTERO	SABIN	NARCOTICS	WC	D	06/07/2007	30	0	30
2007-35	OTERO	SWARTZ	RACKETEERING	WC	D	06/22/2007	30	0	30
2007-36	OTERO	KEENEY	RACKETEERING	OM	H	07/23/2007	30	1	60
2007-37	CARNEY	KEENEY	NARCOTICS	WC	D	07/25/2007	30	1	60
2007-38	PREGERSON	SWARTZ	NARCOTICS	WC	D	08/02/2007	30	0	30
2007-39	SNYDER	SWARTZ	NARCOTICS	WC	D	09/26/2007	30	0	30
2007-40	COLLINS	KEENEY	NARCOTICS	WC	D	10/03/2007	30	0	30
2007-41	MURGUIA	SWARTZ	NARCOTICS	WC	D	10/05/2007	30	1	60
2007-42	MATZ	SWARTZ	NARCOTICS	WC	D	10/10/2007	30	0	30
2007-43	CARTER	ROTH	NARCOTICS	WC	D	11/13/2007	30	0	30
2007-44	OTERO	KEENEY	RACKETEERING	WC	D	11/26/2007	30	0	30

¹ The prosecuting official authorized the filing of the application under provisions of the state's statute. (See Table 1 for this state's statutory citation.)

² Type: WC = Cellular or Mobile Telephone (Wire), WS = Standard Telephone (Wire), WO = Other (Wire), OM = Microphone (Oral), OO = Other (Oral), ED = Digital Pager (Electronic), EE = Computer or E-Mail (Electronic), EF = Fax Machine (Electronic), EO = Other (Electronic).

³ Location: D = Portable Device, H = Personal Residence, B = Business, A = Public Area, O = Other Location, R = Roving (Relaxed Specification Order), N = Not Specified.

* The first four digits of the A.O. number represent the year in which the wiretap was terminated. Wiretaps that were terminated prior to 2008 were not reported previously because they were part of ongoing investigations.

TABLE A-1
UNITED STATES DISTRICT COURTS

CALENDAR YEAR 2008

**REPORT BY PROSECUTORS OF COURT-AUTHORIZED INTERCEPTS OF WIRE, ORAL, OR ELECTRONIC COMMUNICATIONS
PURSUANT TO 18 U.S.C. 2519**

A.O. Number *	Number of Days in Oper- ation ⁴	Average Inter- cepts per Day	Number of ⁵			Costs		Number of					
			Persons Inter- cepted	Intercepts	Incrim- inating Intercepts	Total Cost in \$	Other Than Manpower in \$	Arrests	Trials	Motions to Suppress Intercepts ⁶			Persons Convicted
										G	D	P	
CALIFORNIA, CENTRAL (CONTINUED)													
2008-25	30	21	5	631	128	19,870	670	-	-	-	-	-	-
2008-26	60	35	52	2,120	1,441	39,200	3,200	RELATED TO NO. 2008-21					
2008-27	15	400	25	6,000	3,000	39,900	6,900	3	-	-	-	-	-
2008-28	30	35	55	1,054	178	38,599	5,200	RELATED TO NO. 2008-38					
2008-29	90	154	158	13,881	890	101,963	550	12	-	-	-	-	-
2008-30	30	36	82	1,092	125	12,485	-	RELATED TO NO. 2008-17					
2008-31	30	10	9	305	37	22,305	1,700	-	-	-	-	-	-
2008-32	60	79	451	4,754	471	-	-	3	-	-	-	-	-
2008-33	60	16	5	965	254	10,580	980	-	-	-	-	-	-
2008-34	30	41	8	1,227	455	45,588	3,545	-	-	-	-	-	-
2008-35	30	41	156	1,233	146	32,000	-	-	-	-	-	-	-
2008-36	30	52	54	1,569	500	6,720	920	12	-	-	-	-	-
2008-37	14	26	5	359	72	10,580	980	-	-	-	-	-	-
2008-38	30	20	26	593	162	33,824	2,600	3	-	-	-	-	-
2008-39	60	75	191	4,504	743	125,295	27,795	-	-	-	-	-	-
2008-40	30	66	137	1,971	180	43,470	10,970	-	-	-	-	-	-
2007-31	57	27	119	1,547	785	46,537	4,444	7	-	-	1	-	2
2007-32	9	28	35	250	150	6,000	3,000	RELATED TO NO. 2007-34					
2007-33	120	582	300	69,836	3,884	RELATED TO NO. 2008-2		RELATED TO NO. 2008-2					
2007-34	9	28	35	250	150	3,000	3,000	4	-	-	-	-	3
2007-35	30	88	20	2,639	179	RELATED TO NO. 2008-2		RELATED TO NO. 2008-2					
2007-36	60	NR	NR	NR	NR	RELATED TO NO. 2008-2		RELATED TO NO. 2008-2					
2007-37	60	33	18	1,974	30	23,444	-	-	-	-	-	-	-
2007-38	30	18	21	529	46	56,384	1,740	-	-	-	-	-	-
2007-39	10	11	10	111	36	31,153	1,225	-	-	-	-	-	-
2007-40	30	7	18	214	102	47,315	2,600	-	-	-	-	-	-
2007-41	55	41	46	2,256	89	45,439	6,400	-	-	-	-	-	-
2007-42	22	107	222	2,350	44	18,346	5,000	2	-	-	-	-	-
2007-43	15	5	9	76	7	9,629	-	-	-	-	-	-	-
2007-44	30	2,328	200	69,836	3,884	RELATED TO NO. 2008-2		RELATED TO NO. 2008-2					

⁴ NI indicates never installed. I indicates installed but never used. NP indicates no prosecutor's report.

⁵ NR indicates not reported or could not be determined.

⁶ Motions: G = Granted, D = Denied, P = Pending.

* The first four digits of the A.O. number represent the year in which the wiretap was terminated. Wiretaps that were terminated prior to 2008 were not reported previously because they were part of ongoing investigations.

TABLE A-1
UNITED STATES DISTRICT COURTS

CALENDAR YEAR 2008

**REPORT BY JUDGES OF COURT-AUTHORIZED INTERCEPTS OF WIRE, ORAL, OR ELECTRONIC COMMUNICATIONS
PURSUANT TO 18 U.S.C. 2519**

A.O. Number *	Authorizing Official		Offense Specified	Intercept		Date of Application	Authorized Length		
	Judge	Attorney General ¹		Type ²	Location ³		Original Order (Days)	Number of Extensions	Total Length (Days)
CALIFORNIA, CENTRAL (CONTINUED)									
2006-30	PHILLIPS	PARSKY	NARCOTICS	WC	D	11/22/2005	30	1	60
2006-31	ANDERSON	SWARTZ	NARCOTICS	WC	D	03/31/2006	30	0	30
2006-32	WALTER	PARSKY	CONSPIRACY	WC	D	04/26/2006	30	0	30
2006-33	FISCHER	KEENEY	NARCOTICS	WC	D	04/26/2006	30	0	30
2006-34	SCHIAVELLI	SABIN	CONSPIRACY	WC	D	05/17/2006	30	0	30
2006-35	FISCHER	SABIN	NARCOTICS	WC	D	05/31/2006	30	0	30
2006-36	ANDERSON	SWARTZ	NARCOTICS	WC	D	06/05/2006	30	0	30
2006-37	SNYDER	SABIN	CONSPIRACY	WC	D	07/19/2006	30	0	30
2006-38	SNYDER	SWARTZ	NARCOTICS	WC	D	07/21/2006	30	0	30
CALIFORNIA, EASTERN									
2008-1	ENGLAND, JR.	KEENEY	NARCOTICS	WC	D	01/09/2008	30	1	60
2008-2	ISHII	SWARTZ	NARCOTICS	WC	D	01/18/2008	30	1	60
2008-3	KARLTON	KEENEY	RACKETEERING	OM	O	02/04/2008	1	0	1
2008-4	ENGLAND, JR.	KEENEY	NARCOTICS	WC	D	02/06/2008	30	1	60
2008-5	KARLTON	SABIN	RACKETEERING	WC,WS	D,B	02/21/2008	30	1	60
2008-6	ISHII	SWARTZ	NARCOTICS	WC	D	02/27/2008	30	0	30
2008-7	BURRELL	SWARTZ	NARCOTICS	WC	D	03/04/2008	30	0	30
2008-8	ISHII	KEENEY	NARCOTICS	WC	D	04/04/2008	30	0	30
2008-9	GARCIA	KEENEY	NARCOTICS	WC	D	05/20/2008	30	0	30
2008-10	GARCIA	MANDELKER	NARCOTICS	WC	D	07/17/2008	30	0	30
2008-11	GARCIA	KEENEY	NARCOTICS	WC	D	09/18/2008	30	0	30
2007-10	ISHII	MANDELKER	NARCOTICS	WC	D	04/23/2007	30	0	30
2007-11	BURRELL	KEENEY	NARCOTICS	WC	D	09/04/2007	30	0	30
2007-12	ENGLAND, JR.	SABIN	NARCOTICS	WC	D	11/02/2007	30	1	60
CALIFORNIA, NORTHERN									
2008-1	PATEL	BIANCO	NARCOTICS	WC,EO	D	05/16/2008	30	1	60
2008-2	PATEL	BIANCO	NARCOTICS	WC	D	05/16/2008	30	0	30
2006-8	HAMILTON	KEENEY	NARCOTICS	WC	D	08/18/2006	30	1	60
2006-9	WALKER	SABIN	NARCOTICS	WC	D	09/11/2006	30	0	30
2005-16	WHITE	BIANCO	OTHER	WC	D	02/18/2005	30	3	120

¹ The prosecuting official authorized the filing of the application under provisions of the state's statute. (See Table 1 for this state's statutory citation.)

² Type: WC = Cellular or Mobile Telephone (Wire), WS = Standard Telephone (Wire), WO = Other (Wire), OM = Microphone (Oral), OO = Other (Oral), ED = Digital Pager (Electronic), EE = Computer or E-Mail (Electronic), EF = Fax Machine (Electronic), EO = Other (Electronic).

³ Location: D = Portable Device, H = Personal Residence, B = Business, A = Public Area, O = Other Location, R = Roving (Relaxed Specification Order), N = Not Specified.

* The first four digits of the A.O. number represent the year in which the wiretap was terminated. Wiretaps that were terminated prior to 2008 were not reported previously because they were part of ongoing investigations.

TABLE A-1
UNITED STATES DISTRICT COURTS

CALENDAR YEAR 2008

**REPORT BY PROSECUTORS OF COURT-AUTHORIZED INTERCEPTS OF WIRE, ORAL, OR ELECTRONIC COMMUNICATIONS
PURSUANT TO 18 U.S.C. 2519**

A.O. Number *	Number of Days in Oper- ation ⁴	Average Inter- cepts per Day	Number of ⁵			Costs		Number of					
			Persons Inter- cepted	Intercepts	Incrim- inating Intercepts	Total Cost in \$	Other Than Manpower in \$	Arrests	Trials	Motions to Suppress Intercepts ⁶			Persons Convicted
										G	D	P	
CALIFORNIA, CENTRAL (CONTINUED)													
2006-30	46	28	88	1,296	599	162,767	-	1	-	-	-	-	-
2006-31	30	425	102	12,743	693	17,045	-	-	-	-	-	-	-
2006-32	30	72	58	2,164	467	RELATED TO NO. 2006-37		-	-	-	-	-	-
2006-33	30	1,120	334	33,610	3,321	23,600	2,000	3	-	-	-	-	-
2006-34	30	53	58	1,578	281	RELATED TO NO. 2006-37		-	-	-	-	-	-
2006-35	30	107	22	3,220	312	23,600	2,000	-	-	-	-	-	-
2006-36	30	60	50	1,788	187	17,045	-	-	-	-	-	-	-
2006-37	30	88	66	2,651	236	123,193	6,250	4	-	-	-	-	2
2006-38	30	15	5	452	42	40,700	700	-	-	-	-	-	-
CALIFORNIA, EASTERN													
2008-1	59	25	40	1,449	596	131,122	2,533	-	-	-	-	-	-
2008-2	35	4	43	134	45	80,500	10,500	-	-	-	-	-	-
2008-3	1	1	9	1	1	2,702	-	-	-	-	-	-	-
2008-4	58	6	31	366	139	74,528	4,000	-	-	-	-	-	-
2008-5	56	30	174	1,684	451	112,924	2,183	-	-	-	-	-	-
2008-6	8	22	50	172	55	RELATED TO NO. 2008-9		RELATED TO NO. 2008-9					
2008-7	28	20	108	548	26	10,062	3,200	-	-	-	-	-	-
2008-8	14	24	52	339	67	39,700	10,200	7	-	-	-	-	-
2008-9	30	131	77	3,935	555	58,649	16,159	6	-	-	-	-	-
2008-10	28	50	61	1,390	107	23,159	7,000	2	-	-	-	-	-
2008-11	28	74	92	2,059	283	23,159	7,000	6	-	-	-	-	-
2007-10	23	6	10	132	63	35,572	2,000	-	-	-	-	-	-
2007-11	30	30	40	893	259	50,578	15,578	10	-	-	-	-	-
2007-12	32	27	21	879	273	66,424	950	-	-	-	-	-	-
CALIFORNIA, NORTHERN													
2008-1	44	72	134	3,146	320	119,100	17,900	-	-	-	-	-	-
2008-2	29	17	48	479	89	17,543	5,000	-	-	-	-	-	-
2006-8	60	40	130	2,392	54	336,282	-	59	-	-	-	-	-
2006-9	30	34	95	1,033	242	38,480	2,000	-	-	-	-	-	-
2005-16	105	316	1,101	33,155	10,920	297,701	3,000	-	-	-	-	-	-

⁴ NI indicates never installed. I indicates installed but never used. NP indicates no prosecutor's report.

⁵ NR indicates not reported or could not be determined.

⁶ Motions: G = Granted, D = Denied, P = Pending.

* The first four digits of the A.O. number represent the year in which the wiretap was terminated. Wiretaps that were terminated prior to 2008 were not reported previously because they were part of ongoing investigations.

TABLE A-1
UNITED STATES DISTRICT COURTS

CALENDAR YEAR 2008

**REPORT BY JUDGES OF COURT-AUTHORIZED INTERCEPTS OF WIRE, ORAL, OR ELECTRONIC COMMUNICATIONS
PURSUANT TO 18 U.S.C. 2519**

A.O. Number *	Authorizing Official		Offense Specified	Intercept		Date of Application	Authorized Length		
	Judge	Attorney General ¹		Type ²	Location ³		Original Order (Days)	Number of Extensions	Total Length (Days)
CALIFORNIA, SOUTHERN									
2008-1	BENITEZ	KEENEY	CORRUPTION	WC	D	02/04/2008	30	3	120
2008-2	HAYES	ROTH	NARCOTICS	WC	D	03/17/2008	30	1	60
2008-3	HUFF	SABIN	NARCOTICS	WC	D	04/21/2008	30	1	60
2008-4	LORENZ	SABIN	NARCOTICS	WC	D	05/19/2008	30	0	30
2008-5	HUFF	SABIN	NARCOTICS	WC	D	05/30/2008	30	0	30
2008-6	LORENZ	SABIN	NARCOTICS	WC	D	07/22/2008	30	2	90
2008-7	LORENZ	KEENEY	NARCOTICS	WC	D	08/26/2008	30	1	60
2008-8	LORENZ	KEENEY	NARCOTICS	WC	D	11/06/2008	30	0	30
2007-10	GONZALEZ	SABIN	NARCOTICS	WC	D	09/01/2006	30	4	150
2007-11	GONZALEZ	WARREN	NARCOTICS	WC,EE	D	09/30/2006	30	3	120
2007-12	HAYES	KEENEY	NARCOTICS	WC	D	08/27/2007	30	0	30
2006-16	SABRAW	BIANCO	NARCOTICS	WC	D	10/03/2005	30	5	180
2006-17	SABRAW	PARSKY	NARCOTICS	WC	D	11/22/2005	30	3	120
2006-18	SABRAW	WARREN	NARCOTICS	WC	D	12/20/2005	30	2	90
2006-19	SABRAW	KEENEY	NARCOTICS	WC	D	02/21/2006	30	0	30
2005-26	SABRAW	PARSKY	NARCOTICS	WC	D	09/06/2005	30	3	120
COLORADO									
2008-1	WEINSHIENK	ROTH	NARCOTICS	WC	D	12/07/2007	30	1	60
2008-2	WEINSHIENK	SABIN	NARCOTICS	WC	D	01/31/2008	30	0	30
2008-3	WEINSHIENK	KEENEY	NARCOTICS	WC	D	02/07/2008	30	0	30
2008-4	WEINSHIENK	SWARTZ	NARCOTICS	WC	D	02/29/2008	30	0	30
2008-5	WEINSHIENK	SWARTZ	NARCOTICS	WC	D	03/12/2008	30	1	60
2008-6	WEINSHIENK	SWARTZ	NARCOTICS	WC	D	04/15/2008	30	0	30
2008-7	KANE	SWARTZ	NARCOTICS	WC	D	09/26/2008	30	1	60
2008-8	KANE	KEENEY	NARCOTICS	WC	D	10/28/2008	30	0	30
2007-18	KANE	SABIN	NARCOTICS	WC,OO	D	07/15/2007	30	3	120
2007-19	WEINSHIENK	ROTH	NARCOTICS	WC	D	08/21/2007	30	0	30
2007-20	WEINSHIENK	SABIN	NARCOTICS	WC	D	09/26/2007	30	1	60
2007-21	KANE	SABIN	NARCOTICS	WC	D	10/01/2007	30	0	30

¹ The prosecuting official authorized the filing of the application under provisions of the state's statute. (See Table 1 for this state's statutory citation.)

² Type: WC = Cellular or Mobile Telephone (Wire), WS = Standard Telephone (Wire), WO = Other (Wire), OM = Microphone (Oral), OO = Other (Oral), ED = Digital Pager (Electronic), EE = Computer or E-Mail (Electronic), EF = Fax Machine (Electronic), EO = Other (Electronic).

³ Location: D = Portable Device, H = Personal Residence, B = Business, A = Public Area, O = Other Location, R = Roving (Relaxed Specification Order), N = Not Specified.

* The first four digits of the A.O. number represent the year in which the wiretap was terminated. Wiretaps that were terminated prior to 2008 were not reported previously because they were part of ongoing investigations.

TABLE A-1
UNITED STATES DISTRICT COURTS

CALENDAR YEAR 2008

REPORT BY PROSECUTORS OF COURT-AUTHORIZED INTERCEPTS OF WIRE, ORAL, OR ELECTRONIC COMMUNICATIONS
PURSUANT TO 18 U.S.C. 2519

A.O. Number *	Number of Days in Oper- ation ⁴	Average Inter- cepts per Day	Number of ⁵			Costs		Number of					
			Persons Inter- cepted	Intercepts	Incrim- inating Intercepts	Total Cost in \$	Other Than Manpower in \$	Arrests	Trials	Motions to Suppress Intercepts ⁶			Persons Convicted
										G	D	P	
CALIFORNIA, SOUTHERN													
2008-1	120	52	302	6,233	944	353,191	16,250	1	-	-	-	-	1
2008-2	60	557	221	33,419	4,131	747,130	12,000	-	-	-	-	-	-
2008-3	60	4	15	249	42	73,709	-	RELATED TO NO. 2008-5					
2008-4	14	272	20	3,815	343	10,960	2,000	-	-	-	-	-	-
2008-5	11	24	13	268	43	13,514	-	1	-	-	-	-	1
2008-6	74	374	85	27,695	2,283	15,332	8,000	2	-	-	-	-	-
2008-7	44	286	35	12,581	1,210	50,880	4,000	-	-	-	-	-	-
2008-8	14	98	11	1,371	82	10,960	2,000	RELATED TO NO. 2008-6					
2007-10	140	86	34	12,021	945	176,456	-	-	-	-	-	-	-
2007-11	120	3	323	372	85	29,290	-	-	-	-	-	-	-
2007-12	30	281	100	8,431	1,681	72,354	17,500	1	-	-	-	-	1
2006-16	163	147	41	23,991	5,635	RELATED TO NO. 2005-26		RELATED TO NO. 2005-26					
2006-17	113	65	24	7,303	1,003	RELATED TO NO. 2005-26		RELATED TO NO. 2005-26					
2006-18	85	108	32	9,182	2,180	RELATED TO NO. 2005-26		RELATED TO NO. 2005-26					
2006-19	30	12	8	347	49	RELATED TO NO. 2005-26		RELATED TO NO. 2005-26					
2005-26	97	51	74	4,906	1,078	924,206	84,712	21	-	-	-	-	-
COLORADO													
2008-1	60	39	36	2,365	480	26,672	4,400	-	-	-	-	-	-
2008-2	30	65	30	1,937	256	13,736	2,600	-	-	-	-	-	-
2008-3	30	65	41	1,954	196	27,172	4,800	-	-	-	-	-	-
2008-4	16	135	45	2,157	434	42,240	4,800	35	-	-	-	-	-
2008-5	60	48	117	2,863	457	21,034	5,140	37	-	-	-	-	-
2008-6	30	103	213	3,083	678	133,120	5,980	-	-	-	-	-	-
2008-7	60	11	18	672	56	19,700	1,700	-	-	-	-	-	-
2008-8	30	16	5	469	8	31,390	1,700	-	-	-	-	-	-
2007-18	113	148	72	16,725	8,355	85,000	5,000	14	-	-	-	-	-
2007-19	29	87	20	2,527	94	445,020	15,000	3	-	-	-	-	-
2007-20	50	73	31	3,663	519	50,400	-	6	-	-	-	-	-
2007-21	30	-	2	5	NR	10,000	-	14	-	-	-	-	-

⁴ NI indicates never installed. I indicates installed but never used. NP indicates no prosecutor's report.

⁵ NR indicates not reported or could not be determined.

⁶ Motions: G = Granted, D = Denied, P = Pending.

* The first four digits of the A.O. number represent the year in which the wiretap was terminated. Wiretaps that were terminated prior to 2008 were not reported previously because they were part of ongoing investigations.

TABLE A-1
UNITED STATES DISTRICT COURTS

CALENDAR YEAR 2008

**REPORT BY JUDGES OF COURT-AUTHORIZED INTERCEPTS OF WIRE, ORAL, OR ELECTRONIC COMMUNICATIONS
PURSUANT TO 18 U.S.C. 2519**

A.O. Number *	Authorizing Official		Offense Specified	Intercept		Date of Application	Authorized Length		
	Judge	Attorney General ¹		Type ²	Location ³		Original Order (Days)	Number of Extensions	Total Length (Days)
CONNECTICUT									
2008-1	HALL	ROTH	NARCOTICS	WC	D	11/14/2007	30	1	60
2008-2	CHATIGNY	KEENEY	NARCOTICS	WC	D	11/30/2007	30	1	60
2008-3	KRAVITZ	SABIN	NARCOTICS	WC	D	12/21/2007	30	0	30
2008-4	CHATIGNY	SABIN	NARCOTICS	WC	D	12/21/2007	30	0	30
2008-5	HALL	ROTH	NARCOTICS	WC	D	12/28/2007	30	0	30
2008-6	CHATIGNY	KEENEY	NARCOTICS	WC	D	01/15/2008	30	0	30
2008-7	HALL	ROTH	NARCOTICS	WC,WO	D	02/20/2008	30	0	30
2008-8	CHATIGNY	KEENEY	NARCOTICS	WC	D	02/20/2008	30	1	60
2008-9	THOMPSON	KEENEY	NARCOTICS	WC	D	04/17/2008	30	0	30
2008-10	THOMPSON	KEENEY	NARCOTICS	WC	D	05/16/2008	30	0	30
2007-6	CHATIGNY	WARREN	BRIBERY	WC,OM	D	12/19/2006	30	1	60
2006-7	NEVAS	WARREN	NARCOTICS	WC	D	07/21/2006	30	0	30
2006-8	BURNS	SABIN	NARCOTICS	WC	D	08/04/2006	30	0	30
DISTRICT OF COLUMBIA									
2006-3	KENNEDY	WARREN	CONSPIRACY	WC	D	05/02/2006	30	0	30
2005-4	ROBERTSON	SWARTZ	NARCOTICS	WC	D	09/09/2005	30	0	30
2005-5	SULLIVAN	PARSKY	NARCOTICS	WC	D	09/21/2005	30	1	60
FLORIDA, MIDDLE									
2008-1	LAZZARA	KEENEY	NARCOTICS	WC	D	11/06/2007	30	1	60
2008-2	STEELE	SABIN	NARCOTICS	WC	D	01/25/2008	30	1	60
2007-3	CONWAY	SABIN	NARCOTICS	WC	D	01/05/2007	30	1	60
2006-15	SPAULDING	WARREN	NARCOTICS	WC	D	02/14/2006	30	0	30
2006-16	CONWAY	KEENEY	NARCOTICS	WC	D	05/05/2006	30	0	30
2006-17	CONWAY	KEENEY	NARCOTICS	WC	D	06/23/2006	30	1	60
2006-18	CONWAY	WARREN	NARCOTICS	WC	D	06/30/2006	30	0	30
2006-19	LAZZARA	KEENEY	NARCOTICS	WC	D	07/10/2006	30	2	90
2005-18	WHITTEMORE	WARREN	NARCOTICS	WC	D	04/14/2005	30	3	120

¹ The prosecuting official authorized the filing of the application under provisions of the state's statute. (See Table 1 for this state's statutory citation.)

² Type: WC = Cellular or Mobile Telephone (Wire), WS = Standard Telephone (Wire), WO = Other (Wire), OM = Microphone (Oral), OO = Other (Oral), ED = Digital Pager (Electronic), EE = Computer or E-Mail (Electronic), EF = Fax Machine (Electronic), EO = Other (Electronic).

³ Location: D = Portable Device, H = Personal Residence, B = Business, A = Public Area, O = Other Location, R = Roving (Relaxed Specification Order), N = Not Specified.

* The first four digits of the A.O. number represent the year in which the wiretap was terminated. Wiretaps that were terminated prior to 2008 were not reported previously because they were part of ongoing investigations.

TABLE A-1
UNITED STATES DISTRICT COURTS

CALENDAR YEAR 2008

**REPORT BY PROSECUTORS OF COURT-AUTHORIZED INTERCEPTS OF WIRE, ORAL, OR ELECTRONIC COMMUNICATIONS
PURSUANT TO 18 U.S.C. 2519**

A.O. Number *	Number of Days in Oper- ation ⁴	Average Inter- cepts per Day	Number of ⁵			Costs		Number of					
			Persons Inter- cepted	Intercepts	Incrim- inating Intercepts	Total Cost in \$	Other Than Manpower in \$	Arrests	Trials	Motions to Suppress Intercepts ⁶			Persons Conv- icted
										G	D	P	
CONNECTICUT													
2008-1	56	272	78	15,242	2,889	35,917	1,140	-	-	-	-	-	-
2008-2	41	22	90	890	224	60,158	1,740	-	-	-	-	-	-
2008-3	22	327	22	7,204	804	46,937	1,240	7	-	-	-	-	-
2008-4	26	10	49	273	135	50,816	344	-	-	-	-	-	-
2008-5	21	243	47	5,105	1,057	15,472	910	-	-	-	-	-	-
2008-6	29	40	104	1,146	513	61,129	750	-	-	-	-	-	-
2008-7	24	240	125	5,754	5,478	99,481	1,815	8	-	-	-	-	-
2008-8	41	108	269	4,414	1,257	166,678	2,180	-	-	-	-	-	-
2008-9	24	72	10	1,737	154	63,800	-	8	-	-	-	-	-
2008-10	29	227	28	6,595	321	82,982	31,014	-	-	-	-	-	-
2007-6	60	229	198	13,753	806	181,090	5,500	-	-	-	-	-	-
2006-7	28	81	49	2,262	458	RELATED TO NO. 2006-8		-	-	-	-	-	-
2006-8	14	23	6	316	51	68,112	3,120	-	-	-	-	-	-
DISTRICT OF COLUMBIA													
2006-3	25	287	252	7,173	213	27,056	1,750	10	-	-	1	-	9
2005-4	18	66	24	1,185	64	16,487	3,005	5	-	-	-	-	5
2005-5	59	52	552	3,089	356	48,381	3,500	9	-	-	-	-	7
FLORIDA, MIDDLE													
2008-1	50	48	348	2,423	195	130,680	3,000	4	-	-	-	-	-
2008-2	39	132	69	5,163	245	110,619	5,866	2	-	-	-	-	-
2007-3	46	173	19	7,945	1,982	106,600	52,600	9	-	1	-	-	3
2006-15	30	30	4	913	114	153,800	5,000	3	-	-	-	-	-
2006-16	30	137	609	4,106	356	56,000	-	-	-	-	-	-	-
2006-17	60	47	609	2,796	220	84,000	-	-	-	-	-	-	-
2006-18	30	138	609	4,129	304	56,000	-	-	-	-	-	-	-
2006-19	90	61	241	5,530	1,340	108,724	40,000	-	-	-	-	-	-
2005-18	120	121	31	14,528	564	313,000	25,000	25	-	-	-	-	-

⁴ NI indicates never installed. I indicates installed but never used. NP indicates no prosecutor's report.

⁵ NR indicates not reported or could not be determined.

⁶ Motions: G = Granted, D = Denied, P = Pending.

* The first four digits of the A.O. number represent the year in which the wiretap was terminated. Wiretaps that were terminated prior to 2008 were not reported previously because they were part of ongoing investigations.

TABLE A-1
UNITED STATES DISTRICT COURTS

CALENDAR YEAR 2008

**REPORT BY JUDGES OF COURT-AUTHORIZED INTERCEPTS OF WIRE, ORAL, OR ELECTRONIC COMMUNICATIONS
PURSUANT TO 18 U.S.C. 2519**

A.O. Number *	Authorizing Official		Offense Specified	Intercept		Date of Application	Authorized Length		
	Judge	Attorney General ¹		Type ²	Location ³		Original Order (Days)	Number of Extensions	Total Length (Days)
FLORIDA, NORTHERN									
2008-1	RODGERS	BIANCO	NARCOTICS	WC	D	07/02/2008	30	0	30
2007-1	RODGERS	ROTH	NARCOTICS	WC	D	09/05/2007	30	1	60
2007-2	RODGERS	ROTH	NARCOTICS	WC	D	10/03/2007	30	0	30
2007-3	RODGERS	KEENEY	NARCOTICS	WC	D	10/16/2007	30	0	30
FLORIDA, SOUTHERN									
2008-1	ALTONAGA	KEENEY	NARCOTICS	WC	D	10/26/2007	30	3	120
2008-2	ZLOCH	SABIN	NARCOTICS	WC	D	02/13/2008	30	0	30
2008-3	ZLOCH	SABIN	NARCOTICS	WC	D	02/28/2008	30	0	30
2008-4	JORDAN	KEENEY	NARCOTICS	WC	D	04/15/2008	30	1	60
2008-5	ZLOCH	KEENEY	NARCOTICS	WC	D	04/21/2008	30	0	30
2008-6	ZLOCH	SWARTZ	NARCOTICS	WC	D	05/02/2008	30	1	60
2008-7	LENARD	SABIN	NARCOTICS	WC	D	05/30/2008	30	2	90
2008-8	LENARD	BIANCO	NARCOTICS	WC	D	06/18/2008	30	0	30
2008-9	UNGARO	SABIN	NARCOTICS	WC	D	07/29/2008	30	0	30
2008-10	LENARD	SWARTZ	NARCOTICS	WC	D	10/02/2008	30	0	30
2007-14	JORDAN	KEENEY	NARCOTICS	WC	D	08/20/2007	30	1	60
2007-15	MARTINEZ	KEENEY	NARCOTICS	WC	D	10/02/2007	30	0	30
2007-16	JORDAN	KEENEY	NARCOTICS	WC	D	11/16/2007	30	0	30
2006-15	MORENO	KEENEY	NARCOTICS	WC	D	01/20/2006	30	1	60
GEORGIA, MIDDLE									
2008-1	LAWSON	SWARTZ	NARCOTICS	WC	D	01/07/2008	30	1	60
2008-2	LAWSON	SABIN	NARCOTICS	WC	D	01/28/2008	30	1	60
2008-3	LAWSON	SWARTZ	NARCOTICS	WC	D	02/08/2008	30	0	30
2007-3	LAWSON	WARREN	CORRUPTION	WS,OM	B	04/09/2007	30	1	60
GEORGIA, NORTHERN									
2008-1	BATTEN	KEENEY	NARCOTICS	WC	D	12/28/2007	30	3	120
2008-2	EVANS	KEENEY	NARCOTICS	WC	D	01/11/2008	30	0	30
2008-3	EVANS	KEENEY	NARCOTICS	WC,ED	D	01/16/2008	30	0	30
2008-4	CARNES	SWARTZ	NARCOTICS	WC,ED	D	02/25/2008	30	0	30

¹ The prosecuting official authorized the filing of the application under provisions of the state's statute. (See Table 1 for this state's statutory citation.)

² Type: WC = Cellular or Mobile Telephone (Wire), WS = Standard Telephone (Wire), WO = Other (Wire), OM = Microphone (Oral), OO = Other (Oral), ED = Digital Pager (Electronic), EE = Computer or E-Mail (Electronic), EF = Fax Machine (Electronic), EO = Other (Electronic).

³ Location: D = Portable Device, H = Personal Residence, B = Business, A = Public Area, O = Other Location, R = Roving (Relaxed Specification Order), N = Not Specified.

* The first four digits of the A.O. number represent the year in which the wiretap was terminated. Wiretaps that were terminated prior to 2008 were not reported previously because they were part of ongoing investigations.

TABLE A-1
UNITED STATES DISTRICT COURTS

CALENDAR YEAR 2008

**REPORT BY PROSECUTORS OF COURT-AUTHORIZED INTERCEPTS OF WIRE, ORAL, OR ELECTRONIC COMMUNICATIONS
PURSUANT TO 18 U.S.C. 2519**

A.O. Number *	Number of Days in Operation ⁴	Average Inter- cepts per Day	Number of ⁵			Costs		Number of					
			Persons Inter- cepted	Intercepts	Incrim- inating Intercepts	Total Cost in \$	Other Than Manpower in \$	Arrests	Trials	Motions to Suppress Intercepts ⁶			Persons Con- victed
										G	D	P	
FLORIDA, NORTHERN													
2008-1	30	326	81	9,776	327	68,365	-	-	-	-	-	-	-
2007-1	60	6	65	358	110	116,000	6,000	10	1	-	-	-	9
2007-2	30	1	15	34	8	RELATED TO NO. 2007-1		RELATED TO NO. 2007-1					
2007-3	30	7	28	209	55	RELATED TO NO. 2007-1		RELATED TO NO. 2007-1					
FLORIDA, SOUTHERN													
2008-1	86	126	518	10,863	793	245,126	-	1	-	-	-	-	-
2008-2	30	5	18	152	13	12,762	-	-	-	-	-	-	-
2008-3	30	18	21	552	86	12,762	-	-	-	-	-	-	-
2008-4	51	28	22	1,431	570	30,124	7,700	6	1	-	-	-	6
2008-5	30	34	84	1,007	154	21,762	-	2	-	-	-	-	-
2008-6	60	135	272	8,095	365	25,524	-	-	-	-	-	-	-
2008-7	30	238	100	7,149	1,292	109,890	11,340	-	-	-	-	-	-
2008-8	30	70	26	2,091	403	19,000	-	-	-	-	-	-	-
2008-9	30	96	124	2,884	481	19,000	-	-	-	-	-	-	-
2008-10	30	50	30	1,493	215	19,000	-	-	-	-	-	-	-
2007-14	36	218	NR	7,832	627	115,559	4,800	27	-	-	-	-	27
2007-15	30	91	52	2,730	785	48,850	6,100	-	-	-	-	-	-
2007-16	27	245	123	6,621	464	98,292	1,600	8	-	-	-	-	-
2006-15	46	15	12	703	177	152,120	1,900	11	-	-	-	-	8
GEORGIA, MIDDLE													
2008-1	60	35	150	2,114	974	38,203	3,680	-	-	-	-	-	-
2008-2	41	23	100	931	294	25,791	2,200	-	-	-	-	-	-
2008-3	30	38	10	1,130	90	17,887	625	-	-	-	-	-	-
2007-3	59	73	590	4,315	456	90,891	7,600	5	3	-	-	-	2
GEORGIA, NORTHERN													
2008-1	120	15	10	1,769	98	27,360	-	1	-	-	-	-	-
2008-2	30	7	7	216	120	42,000	10,000	1	-	-	-	-	-
2008-3	30	110	164	3,298	1,304	63,400	2,400	3	-	-	-	-	3
2008-4	30	5	6	149	67	42,500	10,000	-	-	-	-	-	-

⁴ NI indicates never installed. I indicates installed but never used. NP indicates no prosecutor's report.

⁵ NR indicates not reported or could not be determined.

⁶ Motions: G = Granted, D = Denied, P = Pending.

* The first four digits of the A.O. number represent the year in which the wiretap was terminated. Wiretaps that were terminated prior to 2008 were not reported previously because they were part of ongoing investigations.

TABLE A-1
UNITED STATES DISTRICT COURTS

CALENDAR YEAR 2008

**REPORT BY JUDGES OF COURT-AUTHORIZED INTERCEPTS OF WIRE, ORAL, OR ELECTRONIC COMMUNICATIONS
PURSUANT TO 18 U.S.C. 2519**

A.O. Number *	Authorizing Official		Offense Specified	Intercept		Date of Application	Authorized Length		
	Judge	Attorney General ¹		Type ²	Location ³		Original Order (Days)	Number of Extensions	Total Length (Days)
GEORGIA, NORTHERN (CONTINUED)									
2008-5	COOPER	SWARTZ	NARCOTICS	WC	D	03/07/2008	30	0	30
2008-6	COOPER	MANDELKER	NARCOTICS	WC	D	03/18/2008	30	1	60
2008-7	COOPER	ROTH	NARCOTICS	WC	D	03/31/2008	30	0	30
2008-8	THRASH	SABIN	NARCOTICS	WC	D	04/08/2008	30	0	30
2008-9	THRASH	SABIN	NARCOTICS	WC	D	04/21/2008	30	0	30
2008-10	THRASH	SABIN	NARCOTICS	WC	D	05/07/2008	30	0	30
2008-11	PANNELL	KEENEY	NARCOTICS	WC	D	05/23/2008	30	1	60
2008-12	PANNELL	SABIN	NARCOTICS	WC	D	06/18/2008	30	0	30
2008-13	PANNELL	KEENEY	NARCOTICS	WC	D	06/20/2008	30	0	30
2008-14	MARTIN	SWARTZ	NARCOTICS	WC	D	07/14/2008	30	0	30
2008-15	DUFFEY	SABIN	NARCOTICS	WC	D	08/01/2008	30	0	30
2008-16	CARNES	KEENEY	NARCOTICS	WC,ED	D	08/19/2008	30	0	30
2008-17	BATTEN	BIANCO	NARCOTICS	WC	D	09/19/2008	30	0	30
2008-18	EVANS	KEENEY	NARCOTICS	WC	D	10/08/2008	30	0	30
2008-19	EVANS	KEENEY	NARCOTICS	WC	D	10/21/2008	30	0	30
2007-12	CARNES	SABIN	NARCOTICS	WC	D	05/18/2007	30	0	30
2007-13	COOPER	KEENEY	NARCOTICS	WC	D	06/12/2007	30	1	60
2007-14	COOPER	WARREN	NARCOTICS	WC	D	06/22/2007	30	2	90
2007-15	BOYKO	WARREN	NARCOTICS	WC	D	07/10/2007	30	1	60
2007-16	BOYKO	KEENEY	NARCOTICS	WC	D	08/20/2007	30	0	30
2007-17	STORY	SWARTZ	NARCOTICS	WC	D	08/31/2007	30	0	30
2007-18	MARTIN	SWARTZ	NARCOTICS	WC	D	10/11/2007	30	0	30
2007-19	MARTIN	SABIN	NARCOTICS	WC	D	10/17/2007	30	0	30
2007-20	THRASH	ROTH	NARCOTICS	WC	D	11/02/2007	30	0	30
2006-23	CAMP	WARREN	NARCOTICS	WC	D	06/29/2006	30	1	60
2006-24	CARNES	SABIN	NARCOTICS	WC	D	08/02/2006	30	2	90
2006-25	THRASH	WARREN	NARCOTICS	WC	D	08/31/2006	30	0	30
2006-26	COOPER	KEENEY	NARCOTICS	WC	D	09/26/2006	30	0	30

¹ The prosecuting official authorized the filing of the application under provisions of the state's statute. (See Table 1 for this state's statutory citation.)

² Type: WC = Cellular or Mobile Telephone (Wire), WS = Standard Telephone (Wire), WO = Other (Wire), OM = Microphone (Oral), OO = Other (Oral), ED = Digital Pager (Electronic), EE = Computer or E-Mail (Electronic), EF = Fax Machine (Electronic), EO = Other (Electronic).

³ Location: D = Portable Device, H = Personal Residence, B = Business, A = Public Area, O = Other Location, R = Roving (Relaxed Specification Order), N = Not Specified.

* The first four digits of the A.O. number represent the year in which the wiretap was terminated. Wiretaps that were terminated prior to 2008 were not reported previously because they were part of ongoing investigations.

TABLE A-1
UNITED STATES DISTRICT COURTS

CALENDAR YEAR 2008

REPORT BY PROSECUTORS OF COURT-AUTHORIZED INTERCEPTS OF WIRE, ORAL, OR ELECTRONIC COMMUNICATIONS
PURSUANT TO 18 U.S.C. 2519

A.O. Number *	Number of Days in Operation ⁴	Average Intercepts per Day	Number of ⁵			Costs		Number of					
			Persons Intercepted	Intercepts	Incriminating Intercepts	Total Cost in \$	Other Than Manpower in \$	Arrests	Trials	Motions to Suppress Intercepts ⁶			Persons Convicted
										G	D	P	
GEORGIA, NORTHERN (CONTINUED)													
2008-5	30	5	8	164	37	97,200	-	-	-	-	-	-	-
2008-6	51	58	77	2,950	652	69,842	1,320	-	-	-	-	-	-
2008-7	15	62	27	925	43	51,840	-	-	-	-	-	-	-
2008-8	30	16	13	495	71	41,993	1,750	-	-	-	-	-	-
2008-9	19	15	22	290	113	61,560	-	-	-	-	-	-	-
2008-10	13	39	6	504	10	42,120	-	-	-	-	-	-	-
2008-11	33	28	29	936	280	106,920	-	-	-	-	-	-	-
2008-12	30	165	223	4,956	175	66,510	1,350	-	-	-	-	-	-
2008-13	26	38	28	976	196	84,240	-	-	-	-	-	-	-
2008-14	30	151	49	4,528	814	97,200	-	-	-	-	-	-	-
2008-15	30	67	21	1,996	486	103,680	-	6	-	-	-	-	-
2008-16	30	37	51	1,124	139	97,200	-	-	-	-	-	-	-
2008-17	14	124	91	1,742	371	45,360	-	6	-	-	-	-	-
2008-18	30	21	13	641	119	97,200	-	RELATED TO NO. 2008-15					
2008-19	7	345	64	2,415	647	55,080	-	RELATED TO NO. 2008-17					
2007-12	12	114	5	1,369	NR	6,906	920	-	-	-	-	-	-
2007-13	54	36	67	1,959	676	53,436	1,200	15	-	-	-	-	-
2007-14	68	29	151	1,950	346	120,161	10,675	1	-	-	-	-	-
2007-15	60	219	248	13,111	866	79,486	44,630	-	-	-	-	-	-
2007-16	20	18	15	358	11	79,477	44,621	-	-	-	-	-	-
2007-17	30	31	22	929	64	36,530	1,790	1	-	-	-	-	-
2007-18	7	38	32	266	160	13,582	3,500	9	-	-	4	-	2
2007-19	30	124	26	3,724	130	35,650	625	-	-	-	-	-	-
2007-20	28	52	35	1,452	603	16,880	1,200	14	-	-	4	4	-
2006-23	60	20	22	1,200	309	140,242	3,500	1	-	-	-	-	1
2006-24	90	89	130	8,000	1,725	77,600	3,600	3	-	-	-	-	-
2006-25	28	71	52	1,998	123	24,200	1,200	RELATED TO NO. 2006-26					
2006-26	28	71	65	2,000	125	24,200	1,200	3	-	-	-	-	-

⁴ NI indicates never installed. I indicates installed but never used. NP indicates no prosecutor's report.

⁵ NR indicates not reported or could not be determined.

⁶ Motions: G = Granted, D = Denied, P = Pending.

* The first four digits of the A.O. number represent the year in which the wiretap was terminated. Wiretaps that were terminated prior to 2008 were not reported previously because they were part of ongoing investigations.

TABLE A-1
UNITED STATES DISTRICT COURTS

CALENDAR YEAR 2008

**REPORT BY JUDGES OF COURT-AUTHORIZED INTERCEPTS OF WIRE, ORAL, OR ELECTRONIC COMMUNICATIONS
PURSUANT TO 18 U.S.C. 2519**

A.O. Number *	Authorizing Official		Offense Specified	Intercept		Date of Application	Authorized Length		
	Judge	Attorney General ¹		Type ²	Location ³		Original Order (Days)	Number of Extensions	Total Length (Days)
GEORGIA, SOUTHERN									
2008-1	BOWEN	ROTH	NARCOTICS	WC	D	03/25/2008	30	1	60
2008-2	BOWEN	SWARTZ	NARCOTICS	WC	D	05/08/2008	30	0	30
HAWAII									
2007-10	EZRA	ROTH	NARCOTICS	WC	D	09/10/2007	30	0	30
ILLINOIS, CENTRAL									
2008-1	MIHM	ROTH	NARCOTICS	WC	D	02/21/2008	30	2	90
2007-1	SCOTT	KEENEY	OTHER	WS	B	10/10/2007	30	1	60
2007-2	MCCUSKEY	SWARTZ	NARCOTICS	WC	D	10/22/2007	30	0	30
ILLINOIS, NORTHERN									
2008-1	HOLDERMAN	KEENEY	NARCOTICS	WC	D	11/29/2007	30	2	90
2008-2	HOLDERMAN	ROTH	NARCOTICS	WC,EO	D	12/21/2007	30	1	60
2008-3	HOLDERMAN	SABIN	NARCOTICS	WC	D	01/17/2008	30	3	120
2008-4	HOLDERMAN	SABIN	NARCOTICS	WC	D	02/25/2008	30	2	90
2008-5	HOLDERMAN	FISHER	NARCOTICS	WC	D	03/25/2008	30	2	60
2008-6	HOLDERMAN	KEENEY	NARCOTICS	WC	D	10/29/2008	30	0	30
2008-7	HOLDERMAN	BIANCO	NARCOTICS	WC	D	11/05/2008	30	0	30
2007-5	HOLDERMAN	WARREN	NARCOTICS	WC	D	05/24/2007	30	1	60
2007-6	HOLDERMAN	KEENEY	NARCOTICS	WC	D	06/22/2007	30	1	60
2007-7	HOLDERMAN	KEENEY	NARCOTICS	WC	D	08/15/2007	30	0	30
2007-8	HOLDERMAN	SWARTZ	NARCOTICS	WC	D	08/30/2007	30	1	60
2006-20	KOCORAS	SWARTZ	NARCOTICS	WC	D	05/10/2006	30	0	30
2006-21	KOCORAS	SWARTZ	NARCOTICS	WC	D	06/05/2006	30	0	30
2006-22	HOLDERMAN	WARREN	NARCOTICS	WC	D	07/05/2006	30	0	30
2006-23	HOLDERMAN	SWARTZ	NARCOTICS	WC	D	08/25/2006	30	0	30
2006-24	HOLDERMAN	KEENEY	NARCOTICS	WC,ED	D	11/27/2006	30	0	30
ILLINOIS, SOUTHERN									
2008-1	STIEHL	SABIN	NARCOTICS	WC	D	11/05/2007	30	1	60
2008-2	STIEHL	KEENEY	NARCOTICS	WC	D	02/14/2008	30	0	30
2007-1	STIEHL	ROTH	NARCOTICS	WC	D	11/30/2007	30	0	30

¹ The prosecuting official authorized the filing of the application under provisions of the state's statute. (See Table 1 for this state's statutory citation.)

² Type: WC = Cellular or Mobile Telephone (Wire), WS = Standard Telephone (Wire), WO = Other (Wire), OM = Microphone (Oral), OO = Other (Oral), ED = Digital Pager (Electronic), EE = Computer or E-Mail (Electronic), EF = Fax Machine (Electronic), EO = Other (Electronic).

³ Location: D = Portable Device, H = Personal Residence, B = Business, A = Public Area, O = Other Location, R = Roving (Relaxed Specification Order), N = Not Specified.

* The first four digits of the A.O. number represent the year in which the wiretap was terminated. Wiretaps that were terminated prior to 2008 were not reported previously because they were part of ongoing investigations.

TABLE A-1
UNITED STATES DISTRICT COURTS

CALENDAR YEAR 2008

REPORT BY PROSECUTORS OF COURT-AUTHORIZED INTERCEPTS OF WIRE, ORAL, OR ELECTRONIC COMMUNICATIONS
PURSUANT TO 18 U.S.C. 2519

A.O. Number *	Number of Days in Operation ⁴	Average Inter- cepts per Day	Number of ⁵			Costs		Number of					
			Persons Inter- cepted	Intercepts	Incrim- inating Intercepts	Total Cost in \$	Other Than Manpower in \$	Arrests	Trials	Motions to Suppress Intercepts ⁶			Persons Convicted
										G	D	P	
GEORGIA, SOUTHERN													
2008-1	53	210	96	11,117	1,504	63,750	2,250	4	-	-	-	4	-
2008-2	21	56	53	1,181	239	64,800	3,300	5	-	-	-	-	-
HAWAII													
2007-10	23	11	15	255	31	31,493	2,500	2	-	-	-	-	-
ILLINOIS, CENTRAL													
2008-1	70	271	383	18,956	2,200	137,639	22,238	21	-	-	-	-	8
2007-1	57	292	87	16,660	537	56,662	4,233	17	-	-	-	-	-
2007-2	29	79	26	2,304	84	119,886	1,375	-	-	-	-	-	-
ILLINOIS, NORTHERN													
2008-1	90	154	880	13,875	650	118,560	-	-	-	-	-	-	-
2008-2	60	46	203	2,778	839	104,907	-	12	-	-	-	-	-
2008-3	120	308	130	37,000	5,550	380,296	55,496	28	-	-	-	-	-
2008-4	90	342	130	30,777	5,550	RELATED TO NO. 2008-3		RELATED TO NO. 2008-3					
2008-5	60	617	130	37,000	5,550	RELATED TO NO. 2008-3		RELATED TO NO. 2008-3					
2008-6	4	-	2	2	-	10,644	3,200	-	-	-	-	-	-
2008-7	30	87	25	2,612	993	59,029	3,200	-	-	-	-	-	-
2007-5	60	22	15	1,350	201	57,600	-	3	-	-	-	-	-
2007-6	50	94	138	4,686	470	228,500	500	-	-	-	-	-	-
2007-7	30	-	NR	11	NR	143,000	500	-	-	-	-	-	-
2007-8	60	133	313	7,983	319	257,000	500	-	-	-	-	-	-
2006-20	25	NR	NR	NR	NR	1,000	1,000	-	-	-	-	-	-
2006-21	30	53	24	1,584	247	23,800	3,000	-	-	-	-	-	-
2006-22	30	39	21	1,158	160	12,405	4,000	-	-	-	-	-	-
2006-23	30	84	82	2,506	149	12,264	4,000	-	-	-	-	-	-
2006-24	30	7	7	209	39	9,095	3,900	3	-	-	-	-	-
ILLINOIS, SOUTHERN													
2008-1	58	302	30	17,505	684	9,250	3,000	-	-	-	-	-	-
2008-2	20	20	15	392	187	11,000	2,000	-	-	-	-	-	-
2007-1	30	48	25	1,451	561	18,200	6,000	-	-	-	-	-	-

⁴ NI indicates never installed. I indicates installed but never used. NP indicates no prosecutor's report.

⁵ NR indicates not reported or could not be determined.

⁶ Motions: G = Granted, D = Denied, P = Pending.

* The first four digits of the A.O. number represent the year in which the wiretap was terminated. Wiretaps that were terminated prior to 2008 were not reported previously because they were part of ongoing investigations.

TABLE A-1
UNITED STATES DISTRICT COURTS

CALENDAR YEAR 2008

**REPORT BY JUDGES OF COURT-AUTHORIZED INTERCEPTS OF WIRE, ORAL, OR ELECTRONIC COMMUNICATIONS
PURSUANT TO 18 U.S.C. 2519**

A.O. Number *	Authorizing Official		Offense Specified	Intercept		Date of Application	Authorized Length		
	Judge	Attorney General ¹		Type ²	Location ³		Original Order (Days)	Number of Extensions	Total Length (Days)
INDIANA, NORTHERN									
2008-1	MOODY	KEENEY	NARCOTICS	WC	D	01/10/2008	30	1	60
2007-1	MOODY	ROTH	NARCOTICS	WC	D	10/30/2007	30	1	60
INDIANA, SOUTHERN									
2008-1	BARKER	KEENEY	NARCOTICS	WC	D	01/25/2008	30	1	60
2008-2	MCKINNEY	SABIN	NARCOTICS	WC	D	02/20/2008	30	0	30
2007-9	BARKER	SABIN	NARCOTICS	WC	D	01/16/2007	30	0	30
2007-10	BARKER	WARREN	NARCOTICS	WC	D	03/16/2007	30	2	90
2007-11	BARKER	WARREN	NARCOTICS	WC	D	05/10/2007	30	0	30
2007-12	TINDER	KEENEY	NARCOTICS	WC	D	05/14/2007	30	0	30
2007-13	BARKER	KEENEY	NARCOTICS	WC	D	05/31/2007	30	1	60
2007-14	BARKER	KEENEY	NARCOTICS	WC	D	06/25/2007	30	0	30
2007-15	BARKER	SABIN	NARCOTICS	WC	D	07/06/2007	30	0	30
2007-16	BARKER	SWARTZ	NARCOTICS	WC	D	07/16/2007	30	0	30
2007-17	HAMILTON	KEENEY	NARCOTICS	WC	D	08/10/2007	30	0	30
IOWA, SOUTHERN									
2008-1	PRATT	ROTH	NARCOTICS	WC	D	03/07/2008	30	1	60
KANSAS									
2008-1	MURGUIA	SABIN	NARCOTICS	WC	D	02/25/2008	30	0	30
2008-2	MURGUIA	ROTH	NARCOTICS	WC	D	04/03/2008	30	0	30
2008-3	MURGUIA	ROTH	NARCOTICS	WC	D	05/02/2008	30	0	30
2008-4	BROWN	ROTH	NARCOTICS	WC,EO	D	05/05/2008	30	0	30
2008-5	MURGUIA	MANDELKER	NARCOTICS	WC	D	06/12/2008	30	1	60
2008-6	BROWN	SWARTZ	NARCOTICS	WC	D	07/28/2008	30	0	30
2008-7	MURGUIA	BIANCO	NARCOTICS	WC	D	08/15/2008	30	0	30
2008-8	BROWN	KEENEY	NARCOTICS	WC	D	08/20/2008	30	0	30
2008-9	BELOT	BIANCO	NARCOTICS	WC	D	09/03/2008	30	0	30
2007-5	BELOT	WARREN	NARCOTICS	WC	D	03/22/2007	30	0	30
2007-6	ROGERS	SABIN	NARCOTICS	WC	D	08/20/2007	30	0	30
2007-7	ROBINSON	KEENEY	NARCOTICS	WC	D	08/30/2007	30	0	30
2007-8	BROWN	SWARTZ	NARCOTICS	WC	D	09/06/2007	30	0	30

¹ The prosecuting official authorized the filing of the application under provisions of the state's statute. (See Table 1 for this state's statutory citation.)

² Type: WC = Cellular or Mobile Telephone (Wire), WS = Standard Telephone (Wire), WO = Other (Wire), OM = Microphone (Oral), OO = Other (Oral), ED = Digital Pager (Electronic), EE = Computer or E-Mail (Electronic), EF = Fax Machine (Electronic), EO = Other (Electronic).

³ Location: D = Portable Device, H = Personal Residence, B = Business, A = Public Area, O = Other Location, R = Roving (Relaxed Specification Order), N = Not Specified.

* The first four digits of the A.O. number represent the year in which the wiretap was terminated. Wiretaps that were terminated prior to 2008 were not reported previously because they were part of ongoing investigations.

TABLE A-1
UNITED STATES DISTRICT COURTS

CALENDAR YEAR 2008

**REPORT BY PROSECUTORS OF COURT-AUTHORIZED INTERCEPTS OF WIRE, ORAL, OR ELECTRONIC COMMUNICATIONS
PURSUANT TO 18 U.S.C. 2519**

A.O. Number *	Number of Days in Oper- ation ⁴	Average Inter- cepts per Day	Number of ⁵			Costs		Number of					
			Persons Inter- cepted	Intercepts	Incrim- inating Intercepts	Total Cost in \$	Other Than Manpower in \$	Arrests	Trials	Motions to Suppress Intercepts ⁶			Persons Conv- icted
										G	D	P	
INDIANA, NORTHERN													
2008-1	35	140	48	4,886	1,034	63,639	1,450	18	-	-	-	-	-
2007-1	60	135	46	8,094	1,306	27,958	-	-	-	-	-	-	-
INDIANA, SOUTHERN													
2008-1	60	136	107	8,139	671	RELATED TO NO. 2008-2		RELATED TO NO. 2008-2					
2008-2	30	7	11	220	14	124,372	4,562	6	-	-	-	-	1
2007-9	14	8	NR	105	NR	10,639	1,032	-	-	-	-	-	-
2007-10	66	206	182	13,626	2,868	RELATED TO NO. 2007-17		RELATED TO NO. 2007-17					
2007-11	30	223	95	6,704	1,108	RELATED TO NO. 2007-17		RELATED TO NO. 2007-17					
2007-12	30	48	18	1,429	343	12,501	453	7	-	-	-	-	-
2007-13	58	437	323	25,343	4,401	RELATED TO NO. 2007-17		RELATED TO NO. 2007-17					
2007-14	21	13	5	268	7	RELATED TO NO. 2007-17		RELATED TO NO. 2007-17					
2007-15	30	163	100	4,900	808	RELATED TO NO. 2007-17		RELATED TO NO. 2007-17					
2007-16	30	45	22	1,343	174	RELATED TO NO. 2007-17		RELATED TO NO. 2007-17					
2007-17	6	46	12	279	28	194,907	1,430	19	-	-	-	-	12
IOWA, SOUTHERN													
2008-1	59	11	34	641	27	37,957	5,631	-	-	-	-	-	-
KANSAS													
2008-1	30	20	10	600	50	19,484	3,200	-	-	-	-	-	-
2008-2	27	20	12	539	27	19,484	3,200	-	-	-	-	-	-
2008-3	5	190	6	950	150	8,134	2,200	-	-	-	-	-	-
2008-4	30	166	100	4,991	1,058	85,962	4,400	-	-	-	-	-	-
2008-5	45	46	207	2,062	204	78,100	2,600	-	-	-	-	-	-
2008-6	30	19	66	564	114	38,626	3,200	-	-	-	-	-	-
2008-7	14	26	207	367	204	47,600	2,600	-	-	-	-	-	-
2008-8	20	6	35	113	44	25,493	2,112	-	-	-	-	-	-
2008-9	30	103	18	3,084	771	100,285	19,645	-	-	-	-	-	-
2007-5	30	88	60	2,629	1,000	53,476	2,500	-	-	-	-	-	-
2007-6	16	50	61	795	154	25,626	10,589	-	-	-	-	-	-
2007-7	5	29	34	145	45	8,711	3,309	-	-	-	-	-	-
2007-8	19	78	35	1,484	1,420	67,795	3,225	-	-	-	-	-	-

⁴ NI indicates never installed. I indicates installed but never used. NP indicates no prosecutor's report.

⁵ NR indicates not reported or could not be determined.

⁶ Motions: G = Granted, D = Denied, P = Pending.

* The first four digits of the A.O. number represent the year in which the wiretap was terminated. Wiretaps that were terminated prior to 2008 were not reported previously because they were part of ongoing investigations.

TABLE A-1
UNITED STATES DISTRICT COURTS

CALENDAR YEAR 2008

**REPORT BY JUDGES OF COURT-AUTHORIZED INTERCEPTS OF WIRE, ORAL, OR ELECTRONIC COMMUNICATIONS
PURSUANT TO 18 U.S.C. 2519**

A.O. Number *	Authorizing Official		Offense Specified	Intercept		Date of Application	Authorized Length		
	Judge	Attorney General ¹		Type ²	Location ³		Original Order (Days)	Number of Extensions	Total Length (Days)
KANSAS (CONTINUED)									
2007-9	ROGERS	SWARTZ	NARCOTICS	WC	D	09/18/2007	30	0	30
2007-10	ROGERS	SABIN	NARCOTICS	WC	D	10/15/2007	30	0	30
2007-11	BROWN	SABIN	NARCOTICS	WC,EO	D	10/23/2007	30	0	30
2007-12	MURGUIA	SABIN	NARCOTICS	WC	D	11/19/2007	30	0	30
2006-2	BELOT	SABIN	NARCOTICS	WC	D	06/19/2006	30	0	30
2006-3	MURGUIA	SABIN	NARCOTICS	WC,EO	D	09/08/2006	30	1	60
2006-4	MURGUIA	KEENEY	NARCOTICS	WC	D	10/24/2006	30	0	30
KENTUCKY, EASTERN									
2008-1	CALDWELL	SABIN	NARCOTICS	WC	D	03/20/2008	30	1	60
2008-2	REEVES	KEENEY	NARCOTICS	WC,WS	D,H	04/30/2008	30	1	60
2007-3	BUNNING	WARREN	NARCOTICS	WC	D	03/01/2007	30	1	60
2007-4	BUNNING	WARREN	NARCOTICS	WC	D	03/21/2007	30	0	30
2007-5	BUNNING	WARREN	NARCOTICS	WC	D	03/21/2007	30	1	60
2006-3	REEVES	KEENEY	NARCOTICS	WC,WS	D	07/10/2006	30	1	60
2006-4	REEVES	WARREN	NARCOTICS	WC,WS	D	08/25/2006	30	2	90
LOUISIANA, EASTERN									
2007-4	AFRICK	KEENEY	NARCOTICS	WC	D	01/26/2007	30	0	30
2007-5	ENGLEHARDT	KEENEY	NARCOTICS	WC	D	06/14/2007	30	1	60
2007-6	ENGLEHARDT	KEENEY	NARCOTICS	WC	D	07/20/2007	30	1	60
2007-7	ENGLEHARDT	SABLE	NARCOTICS	WC	D	08/22/2007	30	0	30
LOUISIANA, MIDDLE									
2007-2	TYSON	MANDELKER	NARCOTICS	OM	H	09/06/2007	30	0	30
LOUISIANA, WESTERN									
2007-7	HICKS, JR.	SWARTZ	NARCOTICS	WC	D	02/01/2007	30	0	30
2007-8	HICKS, JR.	SWARTZ	NARCOTICS	WC	D	04/20/2007	30	0	30
2007-9	HICKS, JR.	WARREN	BRIBERY	WC	D	05/02/2007	30	2	90
2007-10	HAIK	KEENEY	NARCOTICS	WC	D	07/30/2007	30	1	60
2007-11	DOHERTY	KEENEY	NARCOTICS	WC	D	10/18/2007	30	1	60
2006-5	JAMES	SWARTZ	NARCOTICS	WC	D	03/13/2006	30	0	30
2005-10	HICKS, JR.	KEENEY	NARCOTICS	WC	D	07/27/2005	30	0	30

¹ The prosecuting official authorized the filing of the application under provisions of the state's statute. (See Table 1 for this state's statutory citation.)

² Type: WC = Cellular or Mobile Telephone (Wire), WS = Standard Telephone (Wire), WO = Other (Wire), OM = Microphone (Oral), OO = Other (Oral), ED = Digital Pager (Electronic), EE = Computer or E-Mail (Electronic), EF = Fax Machine (Electronic), EO = Other (Electronic).

³ Location: D = Portable Device, H = Personal Residence, B = Business, A = Public Area, O = Other Location, R = Roving (Relaxed Specification Order), N = Not Specified.

* The first four digits of the A.O. number represent the year in which the wiretap was terminated. Wiretaps that were terminated prior to 2008 were not reported previously because they were part of ongoing investigations.

TABLE A-1
UNITED STATES DISTRICT COURTS

CALENDAR YEAR 2008

REPORT BY PROSECUTORS OF COURT-AUTHORIZED INTERCEPTS OF WIRE, ORAL, OR ELECTRONIC COMMUNICATIONS
PURSUANT TO 18 U.S.C. 2519

A.O. Number *	Number of Days in Oper-ation ⁴	Average Inter-cepts per Day	Number of ⁵			Costs		Number of					
			Persons Inter-cepted	Intercepts	Incrim-inating Intercepts	Total Cost in \$	Other Than Manpower in \$	Arrests	Trials	Motions to Suppress Intercepts ⁶			Persons Con- victed
										G	D	P	
KANSAS (CONTINUED)													
2007-9	30	47	156	1,422	544	73,879	19,855	-	-	-	-	-	-
2007-10	11	179	64	1,971	204	24,618	6,618	17	-	-	-	-	-
2007-11	13	94	84	1,224	151	28,708	2,200	1	-	-	-	-	-
2007-12	10	2	8	23	5	10,298	3,200	-	-	-	-	-	-
2006-2	30	165	104	4,940	524	53,476	2,500	-	-	-	-	-	-
2006-3	60	86	95	5,137	1,142	104,452	2,500	-	-	-	-	-	-
2006-4	30	64	75	1,931	522	53,476	2,500	-	-	-	-	-	-
KENTUCKY, EASTERN													
2008-1	16	53	35	853	79	70,348	7,037	12	-	-	-	-	-
2008-2	57	77	63	4,394	336	82,640	2,000	12	-	-	-	-	-
2007-3	54	32	25	1,745	140	24,386	2,000	5	-	-	-	-	5
2007-4	30	22	13	665	83	13,437	1,000	RELATED TO NO. 2007-3					
2007-5	32	81	39	2,590	812	13,766	500	RELATED TO NO. 2007-3					
2006-3	60	35	38	2,073	58	78,654	1,770	5	1	-	-	-	5
2006-4	85	39	172	3,356	282	73,529	2,102	12	1	-	-	-	11
LOUISIANA, EASTERN													
2007-4	25	182	38	4,541	642	109,189	5,000	34	-	-	-	7	7
2007-5	60	337	290	20,218	4,775	175,957	3,500	RELATED TO NO. 2007-4					
2007-6	56	117	84	6,558	707	68,856	1,600	RELATED TO NO. 2007-4					
2007-7	22	256	121	5,628	227	75,978	1,500	RELATED TO NO. 2007-4					
LOUISIANA, MIDDLE													
2007-2	12	4	12	53	21	18,500	3,500	11	-	-	-	-	-
LOUISIANA, WESTERN													
2007-7	30	244	141	7,308	1,221	124,877	1,500	-	1	-	-	-	1
2007-8	30	79	46	2,381	549	66,442	1,500	4	-	-	-	-	3
2007-9	76	141	627	10,713	655	248,917	4,590	3	1	-	-	-	3
2007-10	60	63	132	3,760	275	88,730	5,600	-	-	-	-	-	-
2007-11	60	552	441	33,091	316	75,357	6,912	1	-	-	-	-	-
2006-5	30	104	26	3,121	119	54,649	1,500	5	-	-	-	-	5
2005-10	30	176	7	5,284	555	36,119	1,500	22	1	-	1	-	21

⁴ NI indicates never installed. I indicates installed but never used. NP indicates no prosecutor's report.

⁵ NR indicates not reported or could not be determined.

⁶ Motions: G = Granted, D = Denied, P = Pending.

* The first four digits of the A.O. number represent the year in which the wiretap was terminated. Wiretaps that were terminated prior to 2008 were not reported previously because they were part of ongoing investigations.

TABLE A-1
UNITED STATES DISTRICT COURTS

CALENDAR YEAR 2008

REPORT BY JUDGES OF COURT-AUTHORIZED INTERCEPTS OF WIRE, ORAL, OR ELECTRONIC COMMUNICATIONS PURSUANT TO 18 U.S.C. 2519									
A.O. Number *	Authorizing Official		Offense Specified	Intercept		Date of Application	Authorized Length		
	Judge	Attorney General ¹		Type ²	Location ³		Original Order (Days)	Num-ber of Exten-sions	Total Length (Days)
MAINE									
2007-1	SINGAL	KEENEY	NARCOTICS	WC	D	07/20/2007	30	1	60
2007-2	SINGAL	SABIN	NARCOTICS	WC	D	07/27/2007	30	1	60
2007-3	SINGAL	SABIN	NARCOTICS	WC	D	09/06/2007	30	0	30
2007-4	SINGAL	SWARTZ	NARCOTICS	WC	D	09/12/2007	30	0	30
MARYLAND									
2007-3	WILLIAMS	SABIN	MURDER	WC,OM	D	05/03/2007	30	4	150
2007-4	WILLIAMS	KEENEY	NARCOTICS	WC	D	07/27/2007	30	1	60
2006-18	BENNETT	WARREN	NARCOTICS	WC	D	01/18/2006	30	0	30
2005-18	QUARLES	SWARTZ	NARCOTICS	WC	D	09/26/2005	30	1	60
2005-19	QUARLES	KEENEY	NARCOTICS	WC	D	11/28/2005	30	0	30
MASSACHUSETTS									
2008-1	TAURO	ROTH	NARCOTICS	WC	D	02/27/2008	30	0	30
2008-2	TAURO	ROTH	NARCOTICS	WC	D	04/23/2008	30	0	30
2007-16	WOLF	SABIN	NARCOTICS	WC	D	02/08/2007	30	0	30
2007-17	TAURO	SABIN	NARCOTICS	WC	D	03/05/2007	30	2	90
2007-18	WOLF	SWARTZ	NARCOTICS	WC	D	03/15/2007	30	1	60
2007-19	TAURO	KEENEY	NARCOTICS	WC	D	04/10/2007	30	4	150
2007-20	TAURO	SABIN	NARCOTICS	WC	D	04/11/2007	30	3	120
2007-21	WOODLOCK	SABIN	NARCOTICS	WC	D	06/07/2007	30	2	90
2007-22	GORTON	SABIN	NARCOTICS	WC	D	07/05/2007	30	1	60
2007-23	TAURO	SABIN	NARCOTICS	WC	D	08/02/2007	30	0	30
2007-24	WOLF	SABIN	NARCOTICS	WC	D	09/28/2007	30	1	60
2007-25	WOLF	ROTH	NARCOTICS	WC	D	11/09/2007	30	0	30
2007-26	DAVIS	ROTH	NARCOTICS	WC	D	11/15/2007	30	0	30
2006-14	GERTNER	WARREN	NARCOTICS	WC	D	01/20/2006	30	1	60
MICHIGAN, EASTERN									
2008-1	TARNOW	KEENEY	NARCOTICS	WC	D	01/24/2008	30	1	60
2008-2	COHN	ROTH	NARCOTICS	WC	D	01/25/2008	30	0	30
2008-3	BATTANI	ROTH	NARCOTICS	WC	D	02/06/2008	30	0	30
2008-4	TARNOW	ROTH	NARCOTICS	WC	D	02/22/2008	30	1	60

¹ The prosecuting official authorized the filing of the application under provisions of the state's statute. (See Table 1 for this state's statutory citation.)

² Type: WC = Cellular or Mobile Telephone (Wire), WS = Standard Telephone (Wire), WO = Other (Wire), OM = Microphone (Oral), OO = Other (Oral), ED = Digital Pager (Electronic), EE = Computer or E-Mail (Electronic), EF = Fax Machine (Electronic), EO = Other (Electronic).

³ Location: D = Portable Device, H = Personal Residence, B = Business, A = Public Area, O = Other Location, R = Roving (Relaxed Specification Order), N = Not Specified.

* The first four digits of the A.O. number represent the year in which the wiretap was terminated. Wiretaps that were terminated prior to 2008 were not reported previously because they were part of ongoing investigations.

TABLE A-1
UNITED STATES DISTRICT COURTS

CALENDAR YEAR 2008

REPORT BY PROSECUTORS OF COURT-AUTHORIZED INTERCEPTS OF WIRE, ORAL, OR ELECTRONIC COMMUNICATIONS
PURSUANT TO 18 U.S.C. 2519

A.O. Number *	Number of Days in Operation ⁴	Average Inter- cepts per Day	Number of ⁵			Costs		Number of					
			Persons Inter- cepted	Intercepts	Incrim- inating Intercepts	Total Cost in \$	Other Than Manpower in \$	Arrests	Trials	Motions to Suppress Intercepts ⁶			Persons Con- victed
										G	D	P	
MAINE													
2007-1	40	69	50	2,776	510	95,850	2,500	3	-	-	-	-	-
2007-2	60	62	190	3,698	710	91,326	-	20	-	-	7	1	3
2007-3	28	119	137	3,323	224	45,663	-	RELATED TO NO. 2007-2					
2007-4	30	57	50	1,704	115	75,350	4,000	3	-	-	-	-	-
MARYLAND													
2007-3	52	6	39	328	53	313,495	5,425	-	-	-	-	-	-
2007-4	46	89	60	4,082	356	RELATED TO NO. 2007-3		-	-	-	-	-	-
2006-18	30	96	7	2,888	81	59,724	3,500	-	-	-	-	-	-
2005-18	58	19	8	1,113	27	188,000	84,000	2	-	-	-	-	2
2005-19	30	4	2	128	11	95,000	43,000	-	-	-	-	-	-
MASSACHUSETTS													
2008-1	10	182	50	1,815	195	75,893	3,100	RELATED TO NO. 2008-2					
2008-2	23	60	50	1,390	223	103,448	3,100	15	-	-	-	-	-
2007-16	28	13	27	353	230	123,300	2,900	-	-	-	-	-	-
2007-17	90	130	393	11,683	1,807	RELATED TO NO. 2007-19		RELATED TO NO. 2007-19					
2007-18	43	5	17	232	80	165,950	6,150	3	-	-	-	-	-
2007-19	144	69	215	9,937	513	202,297	-	8	-	-	1	-	8
2007-20	120	46	45	5,537	381	67,000	21,000	14	-	-	1	-	-
2007-21	89	53	100	4,692	147	RELATED TO NO. 2007-20		RELATED TO NO. 2007-20					
2007-22	58	60	150	3,457	319	RELATED TO NO. 2007-19		RELATED TO NO. 2007-19					
2007-23	12	12	25	143	5	34,000	12,000	-	-	-	-	-	-
2007-24	60	20	39	1,173	92	3,150	3,150	-	-	-	-	-	-
2007-25	30	81	53	2,416	102	33,900	2,900	-	-	-	-	-	-
2007-26	11	1	2	14	6	40,930	500	-	-	-	-	-	-
2006-14	57	72	113	4,124	755	103,091	3,500	15	-	-	-	-	-
MICHIGAN, EASTERN													
2008-1	60	27	15	1,623	800	86,500	6,500	-	-	-	-	-	-
2008-2	13	116	66	1,503	67	6,808	1,400	1	-	-	-	-	-
2008-3	30	90	20	2,705	22	9,860	3,700	2	-	-	-	-	2
2008-4	60	76	15	4,569	2,500	86,500	6,500	-	-	-	-	-	-

⁴ NI indicates never installed. I indicates installed but never used. NP indicates no prosecutor's report.

⁵ NR indicates not reported or could not be determined.

⁶ Motions: G = Granted, D = Denied, P = Pending.

* The first four digits of the A.O. number represent the year in which the wiretap was terminated. Wiretaps that were terminated prior to 2008 were not reported previously because they were part of ongoing investigations.

TABLE A-1
UNITED STATES DISTRICT COURTS

CALENDAR YEAR 2008

REPORT BY JUDGES OF COURT-AUTHORIZED INTERCEPTS OF WIRE, ORAL, OR ELECTRONIC COMMUNICATIONS PURSUANT TO 18 U.S.C. 2519									
A.O. Number *	Authorizing Official		Offense Specified	Intercept		Date of Application	Authorized Length		
	Judge	Attorney General ¹		Type ²	Location ³		Original Order (Days)	Number of Extensions	Total Length (Days)
MICHIGAN, EASTERN (CONTINUED)									
2008-5	LUDINGTON	SABIN	NARCOTICS	WC	D	02/29/2008	30	3	120
2008-6	ROBERTS	KEENEY	NARCOTICS	WC	D	04/01/2008	30	1	60
2008-7	EDMUNDS	KEENEY	NARCOTICS	WC	D	04/04/2008	30	1	60
2008-8	STEEH	ROTH	NARCOTICS	WC	D	05/02/2008	30	0	30
2008-9	STEEH	SWARTZ	NARCOTICS	WC	D	05/15/2008	30	0	30
2008-10	EDMUNDS	KEENEY	NARCOTICS	WC,EO	D	05/20/2008	30	0	30
2008-11	LUDINGTON	SABIN	NARCOTICS	WC	D	06/03/2008	30	0	30
2008-12	LUDINGTON	KEENEY	NARCOTICS	WC	D	06/04/2008	30	0	30
2007-13	CLELAND	KEENEY	NARCOTICS	WC	D	06/29/2007	30	0	30
2007-14	FRIEDMAN	KEENEY	NARCOTICS	WC	D	08/06/2007	30	0	30
2007-15	COHN	KEENEY	NARCOTICS	WC	D	09/19/2007	30	1	60
2007-16	COHN	SABIN	NARCOTICS	WC	D	11/06/2007	30	0	30
2006-17	ROSEN	SABIN	NARCOTICS	WC	D	05/19/2006	30	2	90
MINNESOTA									
2008-1	ROSENBAUM	KEENEY	NARCOTICS	WC	D	02/05/2008	30	0	30
2008-2	ROSENBAUM	ROTH	NARCOTICS	WC	D	02/29/2008	30	1	60
2008-3	ROSENBAUM	SABIN	NARCOTICS	WC	D	04/01/2008	30	0	30
2007-8	DAVIS	SWARTZ	NARCOTICS	WC	D	04/26/2007	30	1	60
2007-9	DAVIS	KEENEY	NARCOTICS	WC	D	05/21/2007	30	0	30
2007-10	ROSENBAUM	KEENEY	NARCOTICS	WC	D	09/25/2007	30	0	30
2007-11	ROSENBAUM	KEENEY	NARCOTICS	WC	D	10/09/2007	30	0	30
2007-12	DAVIS	SABIN	NARCOTICS	WC	D	10/30/2007	30	0	30
2007-13	ROSENBAUM	KEENEY	NARCOTICS	WC	D	11/08/2007	30	0	30
MISSISSIPPI, NORTHERN									
2007-2	MILLS	MANDELKER	NARCOTICS	WC	D	09/26/2007	30	1	60
MISSOURI, EASTERN									
2008-1	HAMILTON	ROTH	NARCOTICS	WC	D	10/19/2007	30	1	60
2008-2	SIPPEL	SWARTZ	NARCOTICS	WC	D	01/18/2008	30	0	30
2008-3	PERRY	SWARTZ	NARCOTICS	WC	D	01/23/2008	30	0	30
2008-4	LIMBAUGH	ROTH	NARCOTICS	WC,EO	D	02/29/2008	30	0	30

¹ The prosecuting official authorized the filing of the application under provisions of the state's statute. (See Table 1 for this state's statutory citation.)

² Type: WC = Cellular or Mobile Telephone (Wire), WS = Standard Telephone (Wire), WO = Other (Wire), OM = Microphone (Oral), OO = Other (Oral), ED = Digital Pager (Electronic), EE = Computer or E-Mail (Electronic), EF = Fax Machine (Electronic), EO = Other (Electronic).

³ Location: D = Portable Device, H = Personal Residence, B = Business, A = Public Area, O = Other Location, R = Roving (Relaxed Specification Order), N = Not Specified.

* The first four digits of the A.O. number represent the year in which the wiretap was terminated. Wiretaps that were terminated prior to 2008 were not reported previously because they were part of ongoing investigations.

TABLE A-1
UNITED STATES DISTRICT COURTS

CALENDAR YEAR 2008

REPORT BY PROSECUTORS OF COURT-AUTHORIZED INTERCEPTS OF WIRE, ORAL, OR ELECTRONIC COMMUNICATIONS
PURSUANT TO 18 U.S.C. 2519

A.O. Number *	Number of Days in Operation ⁴	Average Inter- cepts per Day	Number of ⁵			Costs		Number of					
			Persons Inter- cepted	Intercepts	Incrim- inating Intercepts	Total Cost in \$	Other Than Manpower in \$	Arrests	Trials	Motions to Suppress Intercepts ⁶			Persons Con- victed
										G	D	P	
MICHIGAN, EASTERN (CONTINUED)													
2008-5	113	50	750	5,698	1,548	147,931	1,800	-	-	-	-	-	-
2008-6	60	61	45	3,636	305	41,520	6,000	3	-	-	-	-	-
2008-7	60	114	47	6,819	245	33,897	-	13	-	-	-	-	-
2008-8	30	121	45	3,636	305	41,520	6,000	RELATED TO NO. 2008-6					
2008-9	30	41	25	1,236	87	515,302	7,000	-	-	-	-	-	-
2008-10	30	71	65	2,129	165	26,500	3,500	RELATED TO NO. 2008-7					
2008-11	30	87	269	2,613	692	38,053	1,050	-	-	-	-	-	-
2008-12	30	113	49	3,385	184	38,053	1,050	-	-	-	-	-	-
2007-13	30	108	10	3,255	814	66,317	7,000	6	-	-	-	-	6
2007-14	14	167	250	2,341	344	8,086	2,280	1	-	-	-	-	-
2007-15	59	47	167	2,774	648	27,344	2,800	5	-	-	-	-	-
2007-16	30	39	54	1,161	154	13,880	1,400	-	-	-	-	-	-
2006-17	85	3	10	277	135	41,260	6,000	12	-	-	-	-	7
MINNESOTA													
2008-1	30	110	530	3,287	769	427,833	27,833	27	-	-	8	-	19
2008-2	60	77	1,090	4,622	1,220	RELATED TO NO. 2008-1		RELATED TO NO. 2008-1					
2008-3	28	37	371	1,024	335	RELATED TO NO. 2008-1		RELATED TO NO. 2008-1					
2007-8	39	48	246	1,880	1,157	107,382	7,382	23	-	-	-	-	-
2007-9	18	23	52	410	244	59,500	4,500	23	-	-	-	-	-
2007-10	29	9	25	271	53	15,200	2,000	3	-	-	-	-	-
2007-11	30	146	323	4,386	1,470	244,320	19,000	13	-	-	-	-	-
2007-12	9	62	16	560	380	15,200	2,000	3	-	-	-	-	-
2007-13	30	69	120	2,072	755	213,616	18,000	8	-	-	-	-	-
MISSISSIPPI, NORTHERN													
2007-2	60	103	26	6,177	76	38,146	-	-	-	-	-	-	-
MISSOURI, EASTERN													
2008-1	60	34	41	2,024	417	19,334	-	1	-	-	-	-	-
2008-2	30	19	236	561	63	13,678	3,200	-	-	-	-	-	-
2008-3	30	26	73	787	140	16,678	6,200	-	-	-	-	-	-
2008-4	27	81	150	2,181	120	32,640	2,400	3	-	-	-	-	-

⁴ NI indicates never installed. I indicates installed but never used. NP indicates no prosecutor's report.

⁵ NR indicates not reported or could not be determined.

⁶ Motions: G = Granted, D = Denied, P = Pending.

* The first four digits of the A.O. number represent the year in which the wiretap was terminated. Wiretaps that were terminated prior to 2008 were not reported previously because they were part of ongoing investigations.

TABLE A-1
UNITED STATES DISTRICT COURTS

CALENDAR YEAR 2008

**REPORT BY JUDGES OF COURT-AUTHORIZED INTERCEPTS OF WIRE, ORAL, OR ELECTRONIC COMMUNICATIONS
PURSUANT TO 18 U.S.C. 2519**

A.O. Number *	Authorizing Official		Offense Specified	Intercept		Date of Application	Authorized Length		
	Judge	Attorney General ¹		Type ²	Location ³		Original Order (Days)	Number of Extensions	Total Length (Days)
MISSOURI, EASTERN (CONTINUED)									
2008-5	LIMBAUGH	SABIN	NARCOTICS	WC	D	03/24/2008	30	2	90
2008-6	LIMBAUGH	SABIN	NARCOTICS	WC	D	03/27/2008	30	0	30
2008-7	STOHR	SWARTZ	NARCOTICS	WC	D	04/04/2008	30	0	30
2008-8	LIMBAUGH	SABIN	NARCOTICS	WC	D	04/22/2008	30	0	30
2008-9	LIMBAUGH	MANDELKER	NARCOTICS	WC	D	04/25/2008	30	1	60
2008-10	LIMBAUGH	SABIN	NARCOTICS	WC	D	04/30/2008	30	1	60
2008-11	SIPPEL	KEENEY	NARCOTICS	WC,EO	D	06/04/2008	30	0	30
2008-12	PERRY	BIANCO	NARCOTICS	WC	D	08/15/2008	30	0	30
2007-14	HAMILTON	SWARTZ	NARCOTICS	WC	D	03/26/2007	30	2	90
2007-15	WEBBER	SABIN	NARCOTICS	WC	D	04/25/2007	30	1	60
2007-16	PERRY	KEENEY	NARCOTICS	WC	D	05/08/2007	30	0	30
2007-17	LIMBAUGH	SABIN	NARCOTICS	WC	D	06/11/2007	30	0	30
2007-18	LIMBAUGH	KEENEY	NARCOTICS	WC	D	08/15/2007	30	0	30
2007-19	LIMBAUGH	KEENEY	NARCOTICS	WC	D	08/30/2007	30	1	60
2007-20	LIMBAUGH	ROTH	NARCOTICS	WC	D	09/21/2007	30	0	30
2007-21	HAMILTON	SWARTZ	NARCOTICS	WC	D	10/03/2007	30	0	30
2007-22	HAMILTON	KEENEY	NARCOTICS	WC	D	11/07/2007	30	0	30
MISSOURI, WESTERN									
2008-1	WHIPPLE	FISHER	NARCOTICS	WC	D	01/11/2008	30	0	30
2008-2	WHIPPLE	FISHER	NARCOTICS	WC	D	02/25/2008	30	0	30
2008-3	DORR	SWARTZ	NARCOTICS	WC	D	06/02/2008	30	1	60
2008-4	DORR	MANDELKER	NARCOTICS	EO	D	06/20/2008	30	1	60
2008-5	DORR	SABIN	NARCOTICS	WC	D	07/30/2008	30	0	30
2008-6	DORR	BIANCO	NARCOTICS	EO	D	08/21/2008	30	0	30
2008-7	LAUGHREY	BIANCO	NARCOTICS	WC	D	09/09/2008	30	0	30
2007-4	WHIPPLE	FISHER	NARCOTICS	WC	D	06/01/2007	30	0	30
2007-5	GAITAN, JR.	ROTH	NARCOTICS	WC,WS	D	08/14/2007	30	2	90
2007-6	FENNER	SWARTZ	TRANSPORT	WC	D	11/16/2007	30	0	30
2006-7	DORR	KEENEY	NARCOTICS	WC	D	03/06/2006	30	0	30
2006-8	FENNER	KEENEY	NARCOTICS	WC	D	05/17/2006	30	0	30

¹ The prosecuting official authorized the filing of the application under provisions of the state's statute. (See Table 1 for this state's statutory citation.)

² Type: WC = Cellular or Mobile Telephone (Wire), WS = Standard Telephone (Wire), WO = Other (Wire), OM = Microphone (Oral), OO = Other (Oral), ED = Digital Pager (Electronic), EE = Computer or E-Mail (Electronic), EF = Fax Machine (Electronic), EO = Other (Electronic).

³ Location: D = Portable Device, H = Personal Residence, B = Business, A = Public Area, O = Other Location, R = Roving (Relaxed Specification Order), N = Not Specified.

* The first four digits of the A.O. number represent the year in which the wiretap was terminated. Wiretaps that were terminated prior to 2008 were not reported previously because they were part of ongoing investigations.

TABLE A-1
UNITED STATES DISTRICT COURTS

CALENDAR YEAR 2008

REPORT BY PROSECUTORS OF COURT-AUTHORIZED INTERCEPTS OF WIRE, ORAL, OR ELECTRONIC COMMUNICATIONS
PURSUANT TO 18 U.S.C. 2519

A.O. Number *	Number of Days in Oper- ation ⁴	Average Inter- cepts per Day	Number of ⁵			Costs		Number of					
			Persons Inter- cepted	Intercepts	Incrim- inating Intercepts	Total Cost in \$	Other Than Manpower in \$	Arrests	Trials	Motions to Suppress Intercepts ⁶			Persons Con- victed
										G	D	P	
MISSOURI, EASTERN (CONTINUED)													
2008-5	71	43	624	3,019	451	27,999	3,200	-	-	-	-	-	-
2008-6	8	NR	NR	NR	NR	10,160	1,200	-	-	-	-	-	-
2008-7	14	32	39	453	65	15,760	1,200	8	-	-	-	-	-
2008-8	30	49	496	1,470	86	24,156	3,200	-	-	-	-	-	-
2008-9	39	83	168	3,246	443	45,130	1,450	8	-	-	-	-	-
2008-10	60	112	45	6,737	783	19,934	-	1	-	-	-	-	-
2008-11	30	218	2	6,552	1,195	19,934	-	1	-	-	-	-	-
2008-12	30	38	1	1,134	299	9,667	-	1	-	-	-	-	-
2007-14	65	17	19	1,137	264	23,993	-	RELATED TO NO. 2007-20					
2007-15	60	46	26	2,776	240	22,147	-	RELATED TO NO. 2007-20					
2007-16	27	30	21	798	660	43,736	7,860	10	-	-	-	-	10
2007-17	21	42	12	890	97	11,074	-	RELATED TO NO. 2007-20					
2007-18	15	18	11	270	167	9,667	-	-	-	-	-	-	-
2007-19	60	60	40	3,596	289	15,478	5,000	-	-	-	-	-	-
2007-20	30	28	17	831	90	11,074	-	14	-	-	-	-	-
2007-21	30	11	2	338	164	9,667	-	8	-	-	-	-	-
2007-22	29	70	1	2,024	417	9,667	-	RELATED TO NO. 2008-1					
MISSOURI, WESTERN													
2008-1	25	22	27	542	96	70,910	4,910	35	-	-	-	-	1
2008-2	19	13	21	250	54	RELATED TO NO. 2008-1		RELATED TO NO. 2008-1					
2008-3	60	173	74	10,403	892	102,700	6,700	4	-	-	-	-	-
2008-4	60	173	74	10,403	892	102,700	6,700	-	-	-	-	-	-
2008-5	24	164	45	3,928	330	40,700	2,300	RELATED TO NO. 2008-3					
2008-6	24	164	45	3,928	330	40,700	2,300	-	-	-	-	-	-
2008-7	17	47	93	793	81	22,886	2,200	-	-	-	-	-	-
2007-4	30	46	141	1,373	100	RELATED TO NO. 2008-1		RELATED TO NO. 2008-1					
2007-5	60	12	63	738	176	52,155	2,600	3	-	-	-	-	-
2007-6	30	9	36	277	149	31,482	850	7	-	-	-	-	-
2006-7	30	66	87	1,982	162	375,221	26,418	16	-	-	-	-	-
2006-8	30	58	38	1,753	246	18,435	3,200	-	-	-	-	-	-

⁴ NI indicates never installed. I indicates installed but never used. NP indicates no prosecutor's report.

⁵ NR indicates not reported or could not be determined.

⁶ Motions: G = Granted, D = Denied, P = Pending.

* The first four digits of the A.O. number represent the year in which the wiretap was terminated. Wiretaps that were terminated prior to 2008 were not reported previously because they were part of ongoing investigations.

TABLE A-1
UNITED STATES DISTRICT COURTS

CALENDAR YEAR 2008

**REPORT BY JUDGES OF COURT-AUTHORIZED INTERCEPTS OF WIRE, ORAL, OR ELECTRONIC COMMUNICATIONS
PURSUANT TO 18 U.S.C. 2519**

A.O. Number *	Authorizing Official		Offense Specified	Intercept		Date of Application	Authorized Length		
	Judge	Attorney General ¹		Type ²	Location ³		Original Order (Days)	Number of Extensions	Total Length (Days)
MONTANA									
2008-1	CEBULL	MANDELKER	NARCOTICS	WC	D	08/12/2008	30	0	30
NEBRASKA									
2008-1	KOPF	SABIN	NARCOTICS	WC	D	12/07/2007	30	0	30
2007-1	BATAILLON	SABIN	NARCOTICS	WC,EO	D	08/03/2007	30	2	90
2007-2	BATAILLON	KEENEY	NARCOTICS	WC	D	10/10/2007	30	0	30
2007-3	BATAILLON	SABIN	NARCOTICS	WC	D	11/05/2007	30	0	30
NEVADA									
2008-1	JONES	ROTH	NARCOTICS	WC	D	02/27/2008	30	0	30
2008-2	HICKS	ROTH	NARCOTICS	WC	D	03/18/2008	30	0	30
2008-3	JONES	KEENEY	NARCOTICS	WC	D	04/03/2008	30	0	30
2008-4	DAWSON	KEENEY	NARCOTICS	WC	H	04/17/2008	30	0	30
2008-5	HICKS	KEENEY	NARCOTICS	WC	D	04/22/2008	30	0	30
2007-6	DAWSON	SABIN	NARCOTICS	WC	D	09/07/2007	30	0	30
NEW JERSEY									
2008-1	SHERIDAN	SABIN	NARCOTICS	WC	D	12/07/2007	30	0	30
2008-2	CAVANAUGH	SABIN	NARCOTICS	WC	D	04/09/2008	30	1	60
2008-3	CAVANAUGH	KEENEY	NARCOTICS	WC	D	04/30/2008	30	0	30
2008-4	CAVANAUGH	SWARTZ	NARCOTICS	WC	D	06/05/2008	30	1	60
2007-2	SHERIDAN	ROTH	NARCOTICS	WC	D	10/23/2007	30	0	30
2007-3	WOLFSON	KEENEY	NARCOTICS	WC	D	12/12/2007	30	0	30
NEW MEXICO									
2008-1	CONWAY	SABIN	NARCOTICS	WC	D	01/31/2008	30	1	60
2008-2	ARMIJO	ROTH	NARCOTICS	WC	D	02/04/2008	30	0	30
2008-3	ARMIJO	KEENEY	NARCOTICS	WC	D	02/29/2008	30	0	30
2008-4	JOHNSON	ROTH	NARCOTICS	WC	D	03/13/2008	30	0	30
2008-5	JOHNSON	KEENEY	NARCOTICS	WC	D	04/01/2008	30	2	90
2008-6	ARMIJO	ROTH	NARCOTICS	WC	D	04/22/2008	30	0	30
2008-7	HANSEN	BIANCO	NARCOTICS	WC	D	05/13/2008	30	0	30
2008-8	HANSEN	KEENEY	NARCOTICS	WC	D	06/12/2008	30	0	30

¹ The prosecuting official authorized the filing of the application under provisions of the state's statute. (See Table 1 for this state's statutory citation.)

² Type: WC = Cellular or Mobile Telephone (Wire), WS = Standard Telephone (Wire), WO = Other (Wire), OM = Microphone (Oral), OO = Other (Oral), ED = Digital Pager (Electronic), EE = Computer or E-Mail (Electronic), EF = Fax Machine (Electronic), EO = Other (Electronic).

³ Location: D = Portable Device, H = Personal Residence, B = Business, A = Public Area, O = Other Location, R = Roving (Relaxed Specification Order), N = Not Specified.

* The first four digits of the A.O. number represent the year in which the wiretap was terminated. Wiretaps that were terminated prior to 2008 were not reported previously because they were part of ongoing investigations.

TABLE A-1
UNITED STATES DISTRICT COURTS

CALENDAR YEAR 2008

**REPORT BY PROSECUTORS OF COURT-AUTHORIZED INTERCEPTS OF WIRE, ORAL, OR ELECTRONIC COMMUNICATIONS
PURSUANT TO 18 U.S.C. 2519**

A.O. Number *	Number of Days in Oper- ation ⁴	Average Inter- cepts per Day	Number of ⁵			Costs		Number of					
			Persons Inter- cepted	Intercepts	Incrim- inating Intercepts	Total Cost in \$	Other Than Manpower in \$	Arrests	Trials	Motions to Suppress Intercepts ⁶			Persons Con- victed
										G	D	P	
MONTANA													
2008-1	29	55	46	1,605	234	50,000	20,000	-	-	-	-	-	-
NEBRASKA													
2008-1	30	43	15	1,295	211	44,976	675	3	-	-	-	-	4
2007-1	88	117	222	10,321	915	158,936	6,000	-	-	-	-	-	-
2007-2	30	54	12	1,624	200	30,404	2,300	-	-	-	-	-	-
2007-3	15	66	16	986	195	34,225	2,200	-	-	-	-	-	-
NEVADA													
2008-1	16	50	154	805	216	38,129	2,000	1	-	-	-	-	-
2008-2	30	60	103	1,793	554	171,655	66,855	9	-	-	-	-	-
2008-3	27	175	361	4,721	1,094	62,968	2,000	15	-	-	-	-	-
2008-4	10	13	13	130	48	29,547	3,200	3	-	-	-	-	-
2008-5	28	111	118	3,115	912	122,290	33,210	11	-	-	-	-	11
2007-6	30	49	137	1,474	292	70,632	2,890	-	-	-	-	-	-
NEW JERSEY													
2008-1	30	46	100	1,395	530	74,109	4,000	10	-	-	-	-	-
2008-2	52	14	13	702	72	60,678	-	3	-	-	-	-	1
2008-3	30	-	3	11	4	10,090	-	RELATED TO NO. 2008-2					
2008-4	43	15	19	628	212	60,678	-	RELATED TO NO. 2008-2					
2007-2	30	92	200	2,760	423	80,923	3,000	RELATED TO NO. 2008-1					
2007-3	19	96	58	1,817	227	63,830	2,600	4	-	-	-	-	-
NEW MEXICO													
2008-1	28	310	225	8,690	403	69,500	-	2	-	-	-	-	2
2008-2	30	107	181	3,204	730	-	-	-	-	-	-	-	-
2008-3	30	288	435	8,644	2,116	-	-	-	-	-	-	-	-
2008-4	8	31	30	250	70	-	-	-	-	-	-	-	-
2008-5	87	37	209	3,181	1,162	-	-	-	-	-	-	-	-
2008-6	8	5	20	38	-	-	-	-	-	-	-	-	-
2008-7	23	25	29	566	216	-	-	-	-	-	-	-	-
2008-8	15	38	57	571	120	222,790	-	28	-	-	-	-	-

⁴ NI indicates never installed. I indicates installed but never used. NP indicates no prosecutor's report.

⁵ NR indicates not reported or could not be determined.

⁶ Motions: G = Granted, D = Denied, P = Pending.

* The first four digits of the A.O. number represent the year in which the wiretap was terminated. Wiretaps that were terminated prior to 2008 were not reported previously because they were part of ongoing investigations.

TABLE A-1
UNITED STATES DISTRICT COURTS

CALENDAR YEAR 2008

**REPORT BY JUDGES OF COURT-AUTHORIZED INTERCEPTS OF WIRE, ORAL, OR ELECTRONIC COMMUNICATIONS
PURSUANT TO 18 U.S.C. 2519**

A.O. Number *	Authorizing Official		Offense Specified	Intercept		Date of Application	Authorized Length		
	Judge	Attorney General ¹		Type ²	Location ³		Original Order (Days)	Number of Extensions	Total Length (Days)
NEW MEXICO (CONTINUED)									
2008-9	BLACK	MANDELKER	NARCOTICS	WC	D	08/18/2008	30	1	60
2007-4	HANSEN	MANDELKER	NARCOTICS	WC	D	04/20/2007	30	0	30
2007-5	BLACK	SABIN	NARCOTICS	WC	D	09/05/2007	30	0	30
NEW YORK, EASTERN									
2008-1	AMON	SABIN	NARCOTICS	WC	D	12/12/2007	30	0	30
2008-2	AMON	KEENEY	NARCOTICS	WC	D	01/31/2008	30	0	30
2008-3	SPATT	KEENEY	NARCOTICS	WC	D	02/01/2008	30	2	90
2008-4	WEXLER	ROTH	NARCOTICS	WC,EO	D	02/25/2008	30	1	60
2008-5	SPATT	ROTH	NARCOTICS	WC	D	03/04/2008	30	0	30
2008-6	SPATT	ROTH	NARCOTICS	WC	D	04/08/2008	30	0	30
2008-7	VITALIANO	ROTH	NARCOTICS	WC	D	04/14/2008	30	0	30
2008-8	VITALIANO	KEENEY	NARCOTICS	WC	D	05/09/2008	30	0	30
2008-9	IRIZARRY	KEENEY	NARCOTICS	WC	D	06/12/2008	30	1	60
2008-10	GARAUFIS	BIANCO	NARCOTICS	WC	D	07/07/2008	30	3	120
2008-11	IRIZARRY	BIANCO	NARCOTICS	WC	D	07/17/2008	30	0	30
2008-12	AMON	SABIN	NARCOTICS	WC	D	07/30/2008	30	2	90
2008-13	GARAUFIS	SABIN	NARCOTICS	WC	D	08/07/2008	30	1	60
2008-14	MATSUMOTO	BLANCO	MURDER	WC	D	08/15/2008	30	0	30
2007-36	GERSHON	KEENEY	NARCOTICS	WC	D	05/10/2007	30	1	60
2007-37	DEARIE	KEENEY	NARCOTICS	WC	D	08/22/2007	30	1	60
2007-38	GERSHON	KEENEY	NARCOTICS	WC	D	09/04/2007	30	0	30
2007-39	COGAN	KEENEY	NARCOTICS	WC	D	09/04/2007	30	1	60
2006-50	SIFTON	SABIN	NARCOTICS	WC	D	06/26/2006	30	0	30
NEW YORK, NORTHERN									
2008-1	SESSIONS III	NOLAN	KIDNAPPING	WC	D	06/29/2008	2	0	2
2008-2	MORDUE	MANDELKER	NARCOTICS	WC	D	07/07/2008	30	1	60
NEW YORK, SOUTHERN									
2008-1	RAKOFF	ROTH	NARCOTICS	WC	D	10/23/2007	30	4	150
2008-2	SWEET	ROTH	NARCOTICS	EO	D	10/30/2007	30	3	120

¹ The prosecuting official authorized the filing of the application under provisions of the state's statute. (See Table 1 for this state's statutory citation.)

² Type: WC = Cellular or Mobile Telephone (Wire), WS = Standard Telephone (Wire), WO = Other (Wire), OM = Microphone (Oral), OO = Other (Oral), ED = Digital Pager (Electronic), EE = Computer or E-Mail (Electronic), EF = Fax Machine (Electronic), EO = Other (Electronic).

³ Location: D = Portable Device, H = Personal Residence, B = Business, A = Public Area, O = Other Location, R = Roving (Relaxed Specification Order), N = Not Specified.

* The first four digits of the A.O. number represent the year in which the wiretap was terminated. Wiretaps that were terminated prior to 2008 were not reported previously because they were part of ongoing investigations.

TABLE A-1
UNITED STATES DISTRICT COURTS

CALENDAR YEAR 2008

REPORT BY PROSECUTORS OF COURT-AUTHORIZED INTERCEPTS OF WIRE, ORAL, OR ELECTRONIC COMMUNICATIONS
PURSUANT TO 18 U.S.C. 2519

A.O. Number *	Number of Days in Operation ⁴	Average Intercepts per Day	Number of ⁵			Costs		Number of					
			Persons Intercepted	Intercepts	Incriminating Intercepts	Total Cost in \$	Other Than Manpower in \$	Arrests	Trials	Motions to Suppress Intercepts ⁶			Persons Convicted
										G	D	P	
NEW MEXICO (CONTINUED)													
2008-9	44	44	47	1,928	298	65,500	18,500	-	-	-	-	-	-
2007-4	30	258	510	7,738	549	355,022	-	4	-	-	-	-	-
2007-5	30	9	5	264	10	35,980	3,020	-	-	-	-	-	-
NEW YORK, EASTERN													
2008-1	29	24	10	696	232	14,745	1,000	4	-	-	-	-	4
2008-2	30	48	12	1,440	1,152	17,760	2,300	11	-	-	-	-	11
2008-3	62	103	220	6,362	417	181,160	2,600	10	-	-	-	-	10
2008-4	60	1	250	48	32	48,000	-	-	-	-	-	-	-
2008-5	15	52	50	782	178	45,500	2,300	RELATED TO NO. 2008-3					
2008-6	26	176	65	4,568	162	76,580	1,700	RELATED TO NO. 2008-3					
2008-7	30	121	31	3,620	74	11,605	-	-	-	-	-	-	-
2008-8	30	51	70	1,521	175	15,076	1,700	4	-	-	-	-	-
2008-9	58	59	80	3,446	637	23,286	2,510	14	-	-	-	-	-
2008-10	100	61	130	6,089	1,232	49,840	3,200	-	-	-	-	-	-
2008-11	23	26	22	593	63	9,635	1,700	RELATED TO NO. 2008-9					
2008-12	85	127	296	10,829	1,107	46,931	2,580	5	-	-	-	-	-
2008-13	51	74	126	3,770	134	26,386	2,600	-	-	-	-	-	-
2008-14	30	149	37	4,457	461	37,208	2,020	-	-	-	-	-	-
2007-36	57	30	69	1,713	305	115,817	1,600	3	-	-	-	-	3
2007-37	60	24	116	1,459	260	60,484	5,605	4	-	-	-	-	-
2007-38	30	37	25	1,100	80	16,289	1,105	-	-	-	-	-	-
2007-39	41	86	359	3,520	110	38,773	775	5	-	-	-	-	-
2006-50	I	-	-	-	-	2,600	2,600	-	-	-	-	-	-
NEW YORK, NORTHERN													
2008-1	2	72	33	144	-	8,060	340	2	-	-	-	-	-
2008-2	59	35	21	2,073	365	162,420	50	6	-	-	-	-	-
NEW YORK, SOUTHERN													
2008-1	115	133	5	15,275	7,400	71,824	10,000	-	-	-	-	-	-
2008-2	120	65	13	7,779	1,849	6,167	2,450	7	-	-	-	-	-

⁴ NI indicates never installed. I indicates installed but never used. NP indicates no prosecutor's report.

⁵ NR indicates not reported or could not be determined.

⁶ Motions: G = Granted, D = Denied, P = Pending.

* The first four digits of the A.O. number represent the year in which the wiretap was terminated. Wiretaps that were terminated prior to 2008 were not reported previously because they were part of ongoing investigations.

TABLE A-1
UNITED STATES DISTRICT COURTS

CALENDAR YEAR 2008

**REPORT BY JUDGES OF COURT-AUTHORIZED INTERCEPTS OF WIRE, ORAL, OR ELECTRONIC COMMUNICATIONS
PURSUANT TO 18 U.S.C. 2519**

A.O. Number *	Authorizing Official		Offense Specified	Intercept		Date of Application	Authorized Length		
	Judge	Attorney General ¹		Type ²	Location ³		Original Order (Days)	Number of Extensions	Total Length (Days)
NEW YORK, SOUTHERN (CONTINUED)									
2008-3	KEENAN	SWARTZ	NARCOTICS	WC	D	12/20/2007	30	1	60
2008-4	COTE	KEENEY	NARCOTICS	WC	D	12/21/2007	30	2	90
2008-5	SAND	SABIN	NARCOTICS	WC	D	01/24/2008	30	1	60
2008-6	LYNCH	KEENEY	NARCOTICS	WC	D	02/15/2008	30	2	90
2008-7	MCKENNA	SWARTZ	NARCOTICS	WC	D	02/28/2008	30	1	60
2008-8	KARAS	KEENEY	NARCOTICS	WC	D	03/11/2008	30	1	60
2008-9	WOOD	ROTH	NARCOTICS	WC	D	03/21/2008	30	3	120
2008-10	BAER	ROTH	NARCOTICS	WC	D	03/25/2008	30	1	60
2008-11	WOOD	ROTH	NARCOTICS	WC	D	04/03/2008	30	1	60
2008-12	PRESKA	SABIN	NARCOTICS	WC	D	04/14/2008	30	0	30
2008-13	PRESKA	SABIN	NARCOTICS	WC	D	04/15/2008	30	0	30
2008-14	PRESKA	SABIN	NARCOTICS	WC	D	04/21/2008	30	0	30
2008-15	KANE	SABIN	NARCOTICS	WC,EO	D	05/08/2008	30	0	30
2008-16	BATTS	BIANCO	NARCOTICS	WC	D	05/20/2008	30	0	30
2008-17	BATTS	KEENEY	NARCOTICS	WC	D	05/21/2008	30	1	60
2008-18	BATTS	BIANCO	NARCOTICS	WC	D	05/21/2008	30	0	30
2008-19	STEIN	MANDELKER	NARCOTICS	WC	D	06/23/2008	30	2	90
2008-20	HELLERSTEIN	MANDELKER	NARCOTICS	WC	D	06/26/2008	30	1	60
2008-21	SWAIN	KEENEY	NARCOTICS	WC	D	07/14/2008	30	1	60
2008-22	STEIN	MANDELKER	NARCOTICS	WC,EO	D	07/23/2008	30	1	60
2008-23	HOLWELL	BIANCO	NARCOTICS	WC	D	07/30/2008	30	1	60
2008-24	SULLIVAN	BIANCO	NARCOTICS	WC	D	08/01/2008	30	0	30
2008-25	SULLIVAN	BIANCO	NARCOTICS	WC	D	08/04/2008	30	0	30
2008-26	SULLIVAN	BIANCO	NARCOTICS	WC	D	08/06/2008	30	0	30
2008-27	STEIN	BIANCO	NARCOTICS	WC,EO	D	08/21/2008	30	0	30
2008-28	KAPLAN	BIANCO	NARCOTICS	EO	D	09/23/2008	30	1	60
2008-29	DANIELS	KEENEY	NARCOTICS	WC	D	09/30/2008	30	0	30
2008-30	DANIELS	BIANCO	NARCOTICS	WC	D	09/30/2008	30	0	30

¹ The prosecuting official authorized the filing of the application under provisions of the state's statute. (See Table 1 for this state's statutory citation.)

² Type: WC = Cellular or Mobile Telephone (Wire), WS = Standard Telephone (Wire), WO = Other (Wire), OM = Microphone (Oral), OO = Other (Oral), ED = Digital Pager (Electronic), EE = Computer or E-Mail (Electronic), EF = Fax Machine (Electronic), EO = Other (Electronic).

³ Location: D = Portable Device, H = Personal Residence, B = Business, A = Public Area, O = Other Location, R = Roving (Relaxed Specification Order), N = Not Specified.

* The first four digits of the A.O. number represent the year in which the wiretap was terminated. Wiretaps that were terminated prior to 2008 were not reported previously because they were part of ongoing investigations.

TABLE A-1
UNITED STATES DISTRICT COURTS

CALENDAR YEAR 2008

REPORT BY PROSECUTORS OF COURT-AUTHORIZED INTERCEPTS OF WIRE, ORAL, OR ELECTRONIC COMMUNICATIONS
PURSUANT TO 18 U.S.C. 2519

A.O. Number *	Number of Days in Operation ⁴	Average Intercepts per Day	Number of ⁵			Costs		Number of					
			Persons Intercepted	Intercepts	Incriminating Intercepts	Total Cost in \$	Other Than Manpower in \$	Arrests	Trials	Motions to Suppress Intercepts ⁶			Persons Convicted
										G	D	P	
NEW YORK, SOUTHERN (CONTINUED)													
2008-3	59	18	40	1,046	72	28,126	4,730	-	-	-	-	-	-
2008-4	84	119	4	10,014	4,750	68,556	8,100	-	-	-	-	-	-
2008-5	38	69	13	2,626	580	38,541	1,600	2	-	-	-	-	2
2008-6	62	127	167	7,880	505	145,752	37,644	15	-	-	-	-	-
2008-7	42	97	50	4,074	265	53,072	2,000	-	-	-	-	-	-
2008-8	37	31	22	1,146	111	7,100	1,950	19	-	-	-	-	14
2008-9	115	35	65	4,067	1,233	47,741	6,300	-	-	-	-	-	-
2008-10	60	65	110	3,871	499	7,100	1,950	2	-	-	-	-	-
2008-11	60	176	41	10,557	392	33,155	2,400	21	-	-	-	-	-
2008-12	10	54	63	545	111	32,981	7,241	RELATED TO NO. 2008-6					
2008-13	12	26	8	307	36	4,750	1,080	1	-	-	-	-	-
2008-14	30	NR	NR	NR	NR	9,849	1,400	-	-	-	-	-	-
2008-15	30	29	19	873	83	22,940	1,660	RELATED TO NO. 2008-8					
2008-16	30	3	13	91	10	5,010	700	RELATED TO NO. 2008-25					
2008-17	60	200	730	11,972	1,872	28,304	4,250	4	-	-	-	-	-
2008-18	30	40	15	1,200	215	15,751	1,700	1	-	-	-	-	-
2008-19	75	36	40	2,706	2,657	41,887	1,870	9	-	-	-	-	-
2008-20	47	20	10	942	183	64,678	-	8	-	-	-	8	-
2008-21	60	69	61	4,124	412	62,240	4,000	-	-	-	-	-	-
2008-22	60	25	20	1,480	1,464	20,950	1,950	RELATED TO NO. 2008-19					
2008-23	58	21	37	1,236	144	33,017	2,300	2	-	-	-	-	-
2008-24	7	1	3	6	2	8,090	-	-	-	-	-	-	-
2008-25	30	22	63	656	120	17,669	1,700	8	-	-	-	-	-
2008-26	5	18	23	92	18	18,180	-	8	-	-	-	-	-
2008-27	30	NR	NR	NR	NR	40,494	1,380	RELATED TO NO. 2008-19					
2008-28	60	60	141	3,606	715	120,784	7,400	14	-	-	-	-	-
2008-29	30	57	15	1,700	265	17,313	1,700	1	-	-	-	-	-
2008-30	30	137	21	4,113	232	19,206	2,600	-	-	-	-	-	-

⁴ NI indicates never installed. I indicates installed but never used. NP indicates no prosecutor's report.

⁵ NR indicates not reported or could not be determined.

⁶ Motions: G = Granted, D = Denied, P = Pending.

* The first four digits of the A.O. number represent the year in which the wiretap was terminated. Wiretaps that were terminated prior to 2008 were not reported previously because they were part of ongoing investigations.

TABLE A-1
UNITED STATES DISTRICT COURTS

CALENDAR YEAR 2008

**REPORT BY JUDGES OF COURT-AUTHORIZED INTERCEPTS OF WIRE, ORAL, OR ELECTRONIC COMMUNICATIONS
PURSUANT TO 18 U.S.C. 2519**

A.O. Number *	Authorizing Official		Offense Specified	Intercept		Date of Application	Authorized Length		
	Judge	Attorney General ¹		Type ²	Location ³		Original Order (Days)	Number of Extensions	Total Length (Days)
NEW YORK, SOUTHERN (CONTINUED)									
2007-34	COTE	KEENEY	NARCOTICS	WC	D	08/04/2006	30	5	180
2007-35	RAKOFF	SABIN	NARCOTICS	WC	D	12/19/2006	30	1	60
2007-36	WOOD	SABIN	NARCOTICS	WC	D	08/17/2007	30	2	90
2007-37	SWAIN	KEENEY	NARCOTICS	WC	D	08/24/2007	30	1	60
2007-38	BUCHWALD	KEENEY	NARCOTICS	WC	D	08/31/2007	30	3	120
2007-39	GRIESA	ROTH	NARCOTICS	WC	D	09/14/2007	30	0	30
2007-40	RAKOFF	KEENEY	NARCOTICS	WC	D	10/16/2007	30	0	30
2007-41	RAKOFF	ROTH	NARCOTICS	WC	D	10/26/2007	30	1	60
2007-42	JONES	KEENEY	NARCOTICS	EE	D	11/28/2007	30	0	30
2006-65	HOLWELL	SABIN	NARCOTICS	WC	D	07/11/2006	30	0	30
2006-66	ROBINSON	SABIN	NARCOTICS	WC	D	08/11/2006	30	0	30
2006-67	CROTTY	SWARTZ	NARCOTICS	WC	D	09/13/2006	30	2	90
2006-68	PATTERSON, JR.	SABIN	NARCOTICS	WC	D	10/06/2006	30	0	30
2006-69	CASTEL	MANDELKER	NARCOTICS	WC	D	10/27/2006	30	0	30
NEW YORK, WESTERN									
2008-1	SIRAGUSA	SABIN	NARCOTICS	WC	D	06/17/2008	30	0	30
2007-5	LARIMER	KEENEY	NARCOTICS	WC	D	03/09/2007	30	0	30
2007-6	SKRETTY	KEENEY	NARCOTICS	WC	D	03/09/2007	30	1	60
2007-7	LARIMER	KEENEY	NARCOTICS	WC	D	03/16/2007	30	0	30
2007-8	LARIMER	KEENEY	NARCOTICS	WC	D	04/05/2007	30	0	30
2007-9	SKRETTY	SWARTZ	NARCOTICS	WC,EO	D	04/16/2007	30	1	60
2007-10	SKRETTY	KEENEY	NARCOTICS	WC	D	04/23/2007	30	2	90
2007-11	SKRETTY	SABIN	NARCOTICS	WC	D	05/29/2007	30	0	30
2007-12	SKRETTY	WARREN	NARCOTICS	WC	D	06/11/2007	30	1	60
2007-13	SKRETTY	SABIN	NARCOTICS	EO	D	06/15/2007	30	0	30
2007-14	SKRETTY	WARREN	NARCOTICS	WC	D	06/25/2007	30	0	30
2007-15	SKRETTY	KEENEY	NARCOTICS	WC	D	08/06/2007	30	0	30
2007-16	SKRETTY	SABIN	NARCOTICS	WC	D	08/08/2007	30	2	90
2007-17	SKRETTY	ROTH	NARCOTICS	WC	D	10/01/2007	30	0	30

¹ The prosecuting official authorized the filing of the application under provisions of the state's statute. (See Table 1 for this state's statutory citation.)

² Type: WC = Cellular or Mobile Telephone (Wire), WS = Standard Telephone (Wire), WO = Other (Wire), OM = Microphone (Oral), OO = Other (Oral), ED = Digital Pager (Electronic), EE = Computer or E-Mail (Electronic), EF = Fax Machine (Electronic), EO = Other (Electronic).

³ Location: D = Portable Device, H = Personal Residence, B = Business, A = Public Area, O = Other Location, R = Roving (Relaxed Specification Order), N = Not Specified.

* The first four digits of the A.O. number represent the year in which the wiretap was terminated. Wiretaps that were terminated prior to 2008 were not reported previously because they were part of ongoing investigations.

TABLE A-1
UNITED STATES DISTRICT COURTS

CALENDAR YEAR 2008

**REPORT BY PROSECUTORS OF COURT-AUTHORIZED INTERCEPTS OF WIRE, ORAL, OR ELECTRONIC COMMUNICATIONS
PURSUANT TO 18 U.S.C. 2519**

A.O. Number *	Number of Days in Operation ⁴	Average Inter-cepts per Day	Number of ⁵			Costs		Number of					
			Persons Inter-cepted	Intercepts	Incrim-inating Intercepts	Total Cost in \$	Other Than Manpower in \$	Arrests	Trials	Motions to Suppress Intercepts ⁶			Persons Con- victed
										G	D	P	
NEW YORK, SOUTHERN (CONTINUED)													
2007-34	170	106	16	17,955	1,552	157,917	7,325	10	-	-	-	-	9
2007-35	57	192	16	10,917	1,632	53,445	2,660	RELATED TO NO. 2007-34					
2007-36	64	11	50	727	70	42,112	3,200	12	-	-	-	-	-
2007-37	60	5	12	317	87	31,844	1,550	1	-	-	-	-	-
2007-38	112	69	20	7,744	963	60,324	2,300	-	-	-	-	-	-
2007-39	22	94	121	2,066	153	11,210	2,300	-	-	-	-	-	-
2007-40	30	144	136	4,324	134	17,139	1,380	3	-	-	-	-	-
2007-41	56	282	30	15,777	1,040	29,483	1,670	-	-	-	-	-	-
2007-42	30	-	2	2	NR	-	-	-	-	-	-	-	-
2006-65	30	220	7	6,601	763	67,603	5,210	RELATED TO NO. 2007-34					
2006-66	30	14	2	419	11	48,961	2,600	RELATED TO NO. 2007-34					
2006-67	73	199	19	14,503	4,382	111,737	6,160	RELATED TO NO. 2007-34					
2006-68	10	78	1	785	166	14,632	1,420	RELATED TO NO. 2007-34					
2006-69	9	5	1	46	4	14,452	1,400	RELATED TO NO. 2007-34					
NEW YORK, WESTERN													
2008-1	9	4	17	32	8	11,467	4,400	2	-	-	-	-	-
2007-5	28	36	105	1,021	100	21,719	2,025	15	-	-	-	-	2
2007-6	60	41	10	2,445	130	108,563	4,400	RELATED TO NO. 2007-13					
2007-7	29	92	153	2,654	680	22,097	1,700	RELATED TO NO. 2007-5					
2007-8	9	4	5	36	-	6,680	350	RELATED TO NO. 2007-5					
2007-9	60	43	10	2,600	145	108,763	4,600	RELATED TO NO. 2007-13					
2007-10	72	111	87	8,008	915	121,971	9,400	20	-	-	-	-	6
2007-11	17	23	6	390	13	104,163	-	RELATED TO NO. 2007-13					
2007-12	60	194	52	11,665	1,710	126,508	5,060	RELATED TO NO. 2007-10					
2007-13	30	9	5	271	40	108,956	4,800	6	-	-	-	-	-
2007-14	30	74	5	2,228	645	57,086	2,200	RELATED TO NO. 2007-10					
2007-15	7	195	9	1,365	62	19,036	4,700	RELATED TO NO. 2007-10					
2007-16	90	104	71	9,354	2,226	194,059	1,250	4	-	-	-	-	7
2007-17	30	39	43	1,173	136	114,096	2,725	RELATED TO NO. 2007-16					

⁴ NI indicates never installed. I indicates installed but never used. NP indicates no prosecutor's report.

⁵ NR indicates not reported or could not be determined.

⁶ Motions: G = Granted, D = Denied, P = Pending.

* The first four digits of the A.O. number represent the year in which the wiretap was terminated. Wiretaps that were terminated prior to 2008 were not reported previously because they were part of ongoing investigations.

TABLE A-1
UNITED STATES DISTRICT COURTS

CALENDAR YEAR 2008

**REPORT BY JUDGES OF COURT-AUTHORIZED INTERCEPTS OF WIRE, ORAL, OR ELECTRONIC COMMUNICATIONS
PURSUANT TO 18 U.S.C. 2519**

A.O. Number *	Authorizing Official		Offense Specified	Intercept		Date of Application	Authorized Length		
	Judge	Attorney General ¹		Type ²	Location ³		Original Order (Days)	Number of Extensions	Total Length (Days)
NORTH CAROLINA, MIDDLE									
2008-1	BEATTY	SABIN	NARCOTICS	WC	D	06/04/2008	30	3	120
2008-2	BEATTY	MANDELKER	NARCOTICS	WC	D	06/20/2008	30	1	60
2008-3	BEATTY	SWARTZ	NARCOTICS	WC	D	10/06/2008	30	0	30
NORTH CAROLINA, WESTERN									
2008-1	CONRAD	SWARTZ	NARCOTICS	WC	D	02/01/2008	30	0	30
2008-2	CONRAD	ROTH	NARCOTICS	WC	D	02/19/2008	30	0	30
2008-3	THORNBURG	KEENEY	NARCOTICS	WC	D	04/18/2008	30	0	30
2008-4	CONRAD	MANDELKER	NARCOTICS	WC	D	07/17/2008	30	0	30
2007-3	CONRAD	ROTH	NARCOTICS	WC	D	09/18/2007	30	0	30
2007-4	CONRAD	MANDELKER	NARCOTICS	WC	D	10/17/2007	30	0	30
2006-6	THORNBURG	WARREN	NARCOTICS	WC	D	04/28/2006	30	1	60
2006-7	THORNBURG	PARSKY	NARCOTICS	WC	D	06/12/2006	30	0	30
2006-8	THORNBURG	WARREN	NARCOTICS	WC	D	07/05/2006	30	0	30
2006-9	THORNBURG	KEENEY	NARCOTICS	WC	D	07/24/2006	30	0	30
OHIO, NORTHERN									
2008-1	CARR	KEENEY	NARCOTICS	WC	D	02/06/2008	30	3	120
2008-2	ADAMS	KEENEY	NARCOTICS	WC	D	09/22/2008	30	1	60
2007-6	BOYKO	KEENEY	NARCOTICS	WC	D	06/11/2007	30	1	60
2007-7	GAUGHAN	KEENEY	NARCOTICS	WC	D	10/03/2007	30	1	60
OHIO, SOUTHERN									
2008-1	WATSON	KEENEY	NARCOTICS	WC	D	02/06/2008	30	2	90
2008-2	WATSON	ROTH	NARCOTICS	WC	D	03/07/2008	30	1	60
2008-3	WATSON	KEENEY	NARCOTICS	WC	D	04/03/2008	30	0	30
2008-4	BARRETT	ROTH	NARCOTICS	WC	D	04/21/2008	30	0	30
2008-5	BARRETT	KEENEY	NARCOTICS	WC	D	04/28/2008	30	0	30
2008-6	BARRETT	SWARTZ	NARCOTICS	WC	D	05/16/2008	30	0	30
2008-7	RICE	SABIN	CONSPIRACY	WC	D	06/30/2008	30	1	60
2008-8	RICE	BLANCO	CONSPIRACY	WC	D	07/18/2008	30	0	30
2007-5	FROST	KEENEY	OTHER	WC	D	08/06/2007	30	2	90

¹ The prosecuting official authorized the filing of the application under provisions of the state's statute. (See Table 1 for this state's statutory citation.)

² Type: WC = Cellular or Mobile Telephone (Wire), WS = Standard Telephone (Wire), WO = Other (Wire), OM = Microphone (Oral), OO = Other (Oral), ED = Digital Pager (Electronic), EE = Computer or E-Mail (Electronic), EF = Fax Machine (Electronic), EO = Other (Electronic).

³ Location: D = Portable Device, H = Personal Residence, B = Business, A = Public Area, O = Other Location, R = Roving (Relaxed Specification Order), N = Not Specified.

* The first four digits of the A.O. number represent the year in which the wiretap was terminated. Wiretaps that were terminated prior to 2008 were not reported previously because they were part of ongoing investigations.

TABLE A-1
UNITED STATES DISTRICT COURTS

CALENDAR YEAR 2008

REPORT BY PROSECUTORS OF COURT-AUTHORIZED INTERCEPTS OF WIRE, ORAL, OR ELECTRONIC COMMUNICATIONS
PURSUANT TO 18 U.S.C. 2519

A.O. Number *	Number of Days in Operation ⁴	Average Intercepts per Day	Number of ⁵			Costs		Number of					
			Persons Intercepted	Intercepts	Incriminating Intercepts	Total Cost in \$	Other Than Manpower in \$	Arrests	Trials	Motions to Suppress Intercepts ⁶			Persons Convicted
										G	D	P	
NORTH CAROLINA, MIDDLE													
2008-1	120	57	75	6,882	1,009	500,000	50,000	RELATED TO NO. 2008-3					
2008-2	30	55	20	1,655	232	80,000	5,000	RELATED TO NO. 2008-3					
2008-3	12	62	25	748	78	55,000	5,000	31	-	-	1	-	-
NORTH CAROLINA, WESTERN													
2008-1	3	NR	NR	NR	NR	6,000	2,000	-	-	-	-	-	-
2008-2	24	124	30	2,964	213	47,280	17,280	2	-	-	-	-	-
2008-3	11	38	19	414	97	46,555	9,218	8	-	-	-	-	8
2008-4	11	12	8	129	29	57,762	16,500	-	-	-	-	-	-
2007-3	16	123	65	1,965	964	23,202	4,400	7	-	-	-	-	-
2007-4	27	9	8	238	122	60,000	30,000	-	-	-	-	-	-
2006-6	57	6	39	363	51	217,994	6,125	5	-	-	-	-	5
2006-7	30	10	18	290	83	136,420	2,500	21	-	-	-	-	21
2006-8	20	23	35	458	72	112,988	4,500	-	-	-	-	-	-
2006-9	11	157	138	1,725	244	136,518	5,000	RELATED TO NO. 2006-7					
OHIO, NORTHERN													
2008-1	120	18	174	2,111	302	273,559	500	-	-	-	-	-	-
2008-2	60	6	15	363	163	87,742	9,727	-	-	-	-	-	-
2007-6	60	111	290	6,672	1,218	79,486	44,630	12	-	-	-	2	1
2007-7	60	148	58	8,866	1,538	61,843	9,480	21	-	-	-	-	17
OHIO, SOUTHERN													
2008-1	74	249	88	18,404	3,959	RELATED TO NO. 2008-3		25	-	-	-	-	4
2008-2	45	162	23	7,298	818	RELATED TO NO. 2008-3		RELATED TO NO. 2008-3					
2008-3	17	18	9	299	64	201,061	14,171	31	-	-	1	-	30
2008-4	4	NR	NR	NR	NR	3,816	500	-	-	-	-	-	-
2008-5	25	116	180	2,894	300	25,373	500	5	-	-	-	-	-
2008-6	27	31	80	840	173	26,673	1,800	2	-	-	-	1	1
2008-7	37	332	1,350	12,300	1,875	117,233	20,000	13	-	-	-	-	4
2008-8	4	2	3	8	-	RELATED TO NO. 2008-7		RELATED TO NO. 2008-7					
2007-5	73	47	1	3,457	174	91,591	4,809	2	-	-	-	-	2

⁴ NI indicates never installed. I indicates installed but never used. NP indicates no prosecutor's report.

⁵ NR indicates not reported or could not be determined.

⁶ Motions: G = Granted, D = Denied, P = Pending.

* The first four digits of the A.O. number represent the year in which the wiretap was terminated. Wiretaps that were terminated prior to 2008 were not reported previously because they were part of ongoing investigations.

TABLE A-1
UNITED STATES DISTRICT COURTS

CALENDAR YEAR 2008

REPORT BY JUDGES OF COURT-AUTHORIZED INTERCEPTS OF WIRE, ORAL, OR ELECTRONIC COMMUNICATIONS PURSUANT TO 18 U.S.C. 2519									
A.O. Number *	Authorizing Official		Offense Specified	Intercept		Date of Application	Authorized Length		
	Judge	Attorney General ¹		Type ²	Location ³		Original Order (Days)	Number of Extensions	Total Length (Days)
OHIO, SOUTHERN (CONTINUED)									
2007-6	FROST	KEENEY	OTHER	WS	D	09/11/2007	30	0	30
2007-7	ROSE	ROTH	NARCOTICS	WC	D	12/03/2007	30	0	30
OKLAHOMA, WESTERN									
2007-1	LEONARD	KEENEY	NARCOTICS	WC	D	03/15/2007	30	1	60
2007-2	LEONARD	SABIN	NARCOTICS	WC	D	04/21/2007	30	0	30
OREGON									
2008-1	HAGGERTY	KEENEY	NARCOTICS	WC	D	09/18/2007	30	3	120
2008-2	HAGGERTY	ROTH	NARCOTICS	WC	D	01/22/2008	30	3	120
2008-3	HAGGERTY	KEENEY	NARCOTICS	WC	D	02/15/2008	30	2	90
2008-4	HAGGERTY	KEENEY	NARCOTICS	WC	D	03/21/2008	30	1	60
2008-5	HAGGERTY	ROTH	NARCOTICS	WC	D	04/25/2008	30	0	30
2007-16	HAGGERTY	SABIN	NARCOTICS	WC	D	10/16/2007	30	1	60
PENNSYLVANIA, EASTERN									
2008-1	DIAMOND	BIANCO	NARCOTICS	WC	D	05/27/2008	30	3	120
2008-2	TUCKER	MANDELKER	NARCOTICS	WC	D	06/17/2008	30	1	60
2008-3	DIAMOND	KEENEY	NARCOTICS	WC	D	06/23/2008	30	2	90
2008-4	TUCKER	BIANCO	NARCOTICS	WC	D	07/30/2008	30	0	30
2008-5	DIAMOND	BIANCO	NARCOTICS	WC	D	08/08/2008	30	0	30
2008-6	MCLAUGHLIN	BIANCO	NARCOTICS	WC	D	08/18/2008	30	1	60
2006-16	BAYLSON	WARREN	NARCOTICS	WC	D	02/08/2006	30	0	30
PENNSYLVANIA, MIDDLE									
2008-1	CONNER	KEENEY	NARCOTICS	WC	D	07/16/2008	30	1	60
2008-2	CONNER	SWARTZ	NARCOTICS	WC	D	08/06/2008	30	0	30
PENNSYLVANIA, WESTERN									
2008-1	AMBROSE	KEENEY	NARCOTICS	WC	D	12/10/2007	30	0	30
2008-2	FISHER	BIANCO	NARCOTICS	WC	D	07/11/2008	30	2	90
2008-3	FISHER	KEENEY	NARCOTICS	WC	D	09/12/2008	30	0	30
2007-1	AMBROSE	KEENEY	NARCOTICS	WC,EO	D	10/11/2007	30	2	90

¹ The prosecuting official authorized the filing of the application under provisions of the state's statute. (See Table 1 for this state's statutory citation.)

² Type: WC = Cellular or Mobile Telephone (Wire), WS = Standard Telephone (Wire), WO = Other (Wire), OM = Microphone (Oral), OO = Other (Oral), ED = Digital Pager (Electronic), EE = Computer or E-Mail (Electronic), EF = Fax Machine (Electronic), EO = Other (Electronic).

³ Location: D = Portable Device, H = Personal Residence, B = Business, A = Public Area, O = Other Location, R = Roving (Relaxed Specification Order), N = Not Specified.

* The first four digits of the A.O. number represent the year in which the wiretap was terminated. Wiretaps that were terminated prior to 2008 were not reported previously because they were part of ongoing investigations.

TABLE A-1
UNITED STATES DISTRICT COURTS

CALENDAR YEAR 2008

REPORT BY PROSECUTORS OF COURT-AUTHORIZED INTERCEPTS OF WIRE, ORAL, OR ELECTRONIC COMMUNICATIONS
PURSUANT TO 18 U.S.C. 2519

A.O. Number *	Number of Days in Oper- ation ⁴	Average Inter- cepts per Day	Number of ⁵			Costs		Number of					
			Persons Inter- cepted	Intercepts	Incrim- inating Intercepts	Total Cost in \$	Other Than Manpower in \$	Arrests	Trials	Motions to Suppress Intercepts ⁶			Persons Con- victed
										G	D	P	
OHIO, SOUTHERN (CONTINUED)													
2007-6	30	11	1	342	1	36,034	370	2	-	-	-	-	2
2007-7	18	16	11	293	21	112,830	9,370	-	-	-	-	-	-
OKLAHOMA, WESTERN													
2007-1	56	74	89	4,158	2,041	25,898	4,180	14	-	-	-	-	10
2007-2	19	18	36	338	56	11,152	2,970	5	-	-	-	-	2
OREGON													
2008-1	115	146	120	16,750	3,336	848,640	-	29	-	-	-	-	-
2008-2	114	101	549	11,477	4,119	276,232	37,299	27	-	-	-	-	-
2008-3	87	35	179	3,029	1,133	RELATED TO NO. 2008-2		RELATED TO NO. 2008-2					
2008-4	45	10	33	434	171	RELATED TO NO. 2008-2		RELATED TO NO. 2008-2					
2008-5	21	15	13	324	68	RELATED TO NO. 2008-2		RELATED TO NO. 2008-2					
2007-16	60	40	35	2,420	699	129,222		-RELATED TO NO. 2008-1					
PENNSYLVANIA, EASTERN													
2008-1	116	57	52	6,614	1,424	178,989	3,400	-	-	-	-	-	-
2008-2	60	165	50	9,879	1,114	83,626	26,026	12	-	-	-	-	-
2008-3	87	51	48	4,472	766	177,134	2,550	-	-	-	-	-	-
2008-4	30	5	20	152	37	53,765	23,915	-	-	-	-	-	-
2008-5	29	35	22	1,008	100	13,948	1,200	-	-	-	-	-	-
2008-6	60	36	101	2,137	341	37,078	22,153	3	-	-	-	-	-
2006-16	30	108	25	3,228	2,148	85,450	8,500	5	1	-	2	-	5
PENNSYLVANIA, MIDDLE													
2008-1	46	15	21	690	209	30,000	-	7	-	-	-	-	-
2008-2	30	36	55	1,070	435	RELATED TO NO. 2008-1		RELATED TO NO. 2008-1					
PENNSYLVANIA, WESTERN													
2008-1	30	40	98	1,190	44	RELATED TO NO. 2007-1		RELATED TO NO. 2007-1					
2008-2	84	176	79	14,780	1,058	261,500	9,200	-	-	-	-	-	-
2008-3	28	88	41	2,458	204	261,500	9,200	-	-	-	-	-	-
2007-1	87	78	106	6,773	654	235,375	5,695	9	-	-	-	2	-

⁴ NI indicates never installed. I indicates installed but never used. NP indicates no prosecutor's report.

⁵ NR indicates not reported or could not be determined.

⁶ Motions: G = Granted, D = Denied, P = Pending.

* The first four digits of the A.O. number represent the year in which the wiretap was terminated. Wiretaps that were terminated prior to 2008 were not reported previously because they were part of ongoing investigations.

TABLE A-1
UNITED STATES DISTRICT COURTS

CALENDAR YEAR 2008

**REPORT BY JUDGES OF COURT-AUTHORIZED INTERCEPTS OF WIRE, ORAL, OR ELECTRONIC COMMUNICATIONS
PURSUANT TO 18 U.S.C. 2519**

A.O. Number *	Authorizing Official		Offense Specified	Intercept		Date of Application	Authorized Length		
	Judge	Attorney General ¹		Type ²	Location ³		Original Order (Days)	Number of Extensions	Total Length (Days)
SOUTH CAROLINA									
2008-1	FLOYD	BIANCO	NARCOTICS	WC	D	04/18/2008	30	2	90
2008-2	FLOYD	BIANCO	NARCOTICS	WC	D	06/03/2008	30	0	30
TENNESSEE, EASTERN									
2008-1	GREER	KEENEY	NARCOTICS	WC	D	11/27/2007	30	0	30
2008-2	VARLAN	SWARTZ	NARCOTICS	WC	D	04/23/2008	30	2	90
2008-3	PHILLIPS	BIANCO	NARCOTICS	WC	D	06/13/2008	30	0	30
2008-4	GREER	KEENEY	NARCOTICS	WC	D	06/17/2008	30	1	60
2008-5	GREER	KEENEY	NARCOTICS	WC	D	09/16/2008	30	0	30
2007-9	VARLAN	SABIN	NARCOTICS	WC	D	08/27/2007	30	0	30
2006-13	VARLAN	WARREN	NARCOTICS	WC	D	11/17/2006	30	0	30
TENNESSEE, MIDDLE									
2008-1	CAMPBELL	KEENEY	NARCOTICS	WC	D	02/14/2008	30	0	30
2008-2	CAMPBELL	ROTH	NARCOTICS	WC	D	03/05/2008	30	1	60
2008-3	CAMPBELL	KEENEY	NARCOTICS	WC	D	04/04/2008	30	1	60
2008-4	CAMPBELL	SABIN	NARCOTICS	WC	D	05/06/2008	30	0	30
2008-5	CAMPBELL	SWARTZ	NARCOTICS	WC	D	07/14/2008	30	1	60
TENNESSEE, WESTERN									
2008-1	ANDERSON	BLANCO	NARCOTICS	WC	D	06/12/2008	30	0	30
2006-3	MAYS	WARREN	NARCOTICS	WC	D	04/20/2006	30	1	60
2006-4	MAYS	SWARTZ	NARCOTICS	WC	D	06/21/2006	30	1	60
TEXAS, EASTERN									
2007-4	SCHNEIDER	KEENEY	NARCOTICS	WC	D	08/09/2007	30	1	60
2007-5	SCHNEIDER	SWARTZ	NARCOTICS	WC	D	08/22/2007	30	0	30
2007-6	DAVIS	ROTH	NARCOTICS	WC	D	09/17/2007	30	0	30
2007-7	SCHNEIDER	ROTH	NARCOTICS	WC	D	10/19/2007	30	0	30
2007-8	SCHNEIDER	SABIN	NARCOTICS	WC	D	10/31/2007	30	0	30
2007-9	CRONE	ROTH	NARCOTICS	WC	D	11/27/2007	30	0	30

¹ The prosecuting official authorized the filing of the application under provisions of the state's statute. (See Table 1 for this state's statutory citation.)

² Type: WC = Cellular or Mobile Telephone (Wire), WS = Standard Telephone (Wire), WO = Other (Wire), OM = Microphone (Oral), OO = Other (Oral), ED = Digital Pager (Electronic), EE = Computer or E-Mail (Electronic), EF = Fax Machine (Electronic), EO = Other (Electronic).

³ Location: D = Portable Device, H = Personal Residence, B = Business, A = Public Area, O = Other Location, R = Roving (Relaxed Specification Order), N = Not Specified.

* The first four digits of the A.O. number represent the year in which the wiretap was terminated. Wiretaps that were terminated prior to 2008 were not reported previously because they were part of ongoing investigations.

TABLE A-1
UNITED STATES DISTRICT COURTS

CALENDAR YEAR 2008

**REPORT BY PROSECUTORS OF COURT-AUTHORIZED INTERCEPTS OF WIRE, ORAL, OR ELECTRONIC COMMUNICATIONS
PURSUANT TO 18 U.S.C. 2519**

A.O. Number *	Number of Days in Oper- ation ⁴	Average Inter- cepts per Day	Number of ⁵			Costs		Number of					
			Persons Inter- cepted	Intercepts	Incrim- inating Intercepts	Total Cost in \$	Other Than Manpower in \$	Arrests	Trials	Motions to Suppress Intercepts ⁶			Persons Convicted
										G	D	P	
SOUTH CAROLINA													
2008-1	73	208	47	15,188	2,184	70,600	6,000	15	-	-	-	-	-
2008-2	29	65	15	1,886	288	26,432	5,000	15	-	-	-	-	-
TENNESSEE, EASTERN													
2008-1	NI	-	-	-	-	-	-	-	-	-	-	-	-
2008-2	75	88	20	6,597	300	114,000	24,000	-	-	-	-	-	-
2008-3	20	17	15	337	40	30,864	-	4	-	-	-	-	-
2008-4	60	93	85	5,581	1,131	40,500	2,100	-	-	-	-	-	-
2008-5	15	9	17	128	23	21,300	2,100	-	-	-	-	-	-
2007-9	30	418	2,085	12,545	3,018	45,573	950	17	-	-	-	-	-
2006-13	30	164	NR	4,923	166	54,807	12,402	16	-	-	-	-	-
TENNESSEE, MIDDLE													
2008-1	30	24	70	726	156	25,240	5,000	-	-	-	-	-	-
2008-2	59	18	35	1,084	447	35,540	2,500	3	-	-	-	-	-
2008-3	38	21	15	812	278	23,780	2,500	RELATED TO NO. 2008-4					
2008-4	6	20	15	120	52	5,860	2,500	3	-	-	-	-	-
2008-5	60	38	81	2,258	250	38,280	1,800	-	-	-	-	-	-
TENNESSEE, WESTERN													
2008-1	NI	-	-	-	-	-	-	-	-	-	-	-	-
2006-3	60	19	28	1,144	433	62,935	2,700	RELATED TO NO. 2006-4					
2006-4	56	76	31	4,272	2,144	86,767	3,000	1	-	-	-	-	-
TEXAS, EASTERN													
2007-4	60	73	75	4,406	734	110,367	5,400	-	-	-	-	-	-
2007-5	30	20	7	604	21	53,678	400	-	-	-	-	-	-
2007-6	29	32	21	935	46	64,640	2,000	21	-	-	-	-	21
2007-7	22	70	18	1,530	72	50,241	2,700	-	-	-	-	-	-
2007-8	30	170	14	5,102	824	37,035	4,200	1	-	-	-	-	-
2007-9	14	180	25	2,519	136	40,141	2,700	17	-	-	-	-	-

⁴ NI indicates never installed. I indicates installed but never used. NP indicates no prosecutor's report.

⁵ NR indicates not reported or could not be determined.

⁶ Motions: G = Granted, D = Denied, P = Pending.

* The first four digits of the A.O. number represent the year in which the wiretap was terminated. Wiretaps that were terminated prior to 2008 were not reported previously because they were part of ongoing investigations.

TABLE A-1
UNITED STATES DISTRICT COURTS

CALENDAR YEAR 2008

**REPORT BY JUDGES OF COURT-AUTHORIZED INTERCEPTS OF WIRE, ORAL, OR ELECTRONIC COMMUNICATIONS
PURSUANT TO 18 U.S.C. 2519**

A.O. Number *	Authorizing Official		Offense Specified	Intercept		Date of Application	Authorized Length		
	Judge	Attorney General ¹		Type ²	Location ³		Original Order (Days)	Number of Extensions	Total Length (Days)
TEXAS, NORTHERN									
2008-1	KINKEADE	ROTH	NARCOTICS	WC	D	09/25/2007	30	2	90
2008-2	FITZWATER	SWARTZ	NARCOTICS	WC	D	12/11/2007	30	0	30
2008-3	SOLIS	ROTH	NARCOTICS	WC	D	01/24/2008	30	1	60
2008-4	LINDSAY	KEENEY	NARCOTICS	WC	D	03/17/2008	30	3	120
2008-5	LINDSAY	SABIN	NARCOTICS	WC	D	04/09/2008	30	0	30
2008-6	LINDSAY	MANDELKER	NARCOTICS	WC	D	04/18/2008	30	0	30
2008-7	LINDSAY	SABIN	NARCOTICS	WC	D	04/24/2008	30	1	60
2008-8	KINKEADE	BIANCO	NARCOTICS	WC	D	05/27/2008	30	2	90
2008-9	LYNN	SABIN	NARCOTICS	WC	D	06/09/2008	30	0	30
2008-10	GODBEY	KEENEY	NARCOTICS	WC	D	06/12/2008	30	2	90
2008-11	SOLIS	SABIN	NARCOTICS	WC	D	06/27/2008	30	1	60
2008-12	GODBEY	SABIN	NARCOTICS	WC,WS	D,H	07/14/2008	30	0	30
2008-13	GODBEY	SABIN	NARCOTICS	WC	D	07/15/2008	30	1	60
2008-14	GODBEY	KEENEY	NARCOTICS	WC	D	08/26/2008	30	0	30
2008-15	KINKEADE	BIANCO	NARCOTICS	WC	D	09/29/2008	30	0	30
2007-13	KINKEADE	KEENEY	NARCOTICS	WC	D	09/19/2007	30	0	30
2005-13	FISH	PARSKY	BRIBERY	WC	D	02/08/2005	30	2	90
2005-14	FISH	WARREN	BRIBERY	WC	D	02/17/2005	30	3	120
2005-15	FISH	BIANCO	BRIBERY	WC	D	03/04/2005	30	0	30
TEXAS, SOUTHERN									
2008-1	HUGHES	KEENEY	NARCOTICS	WC	D	10/27/2007	30	6	210
2008-2	HITTNER	ROTH	NARCOTICS	WC	D	11/02/2007	30	2	90
2008-3	HUGHES	ROTH	NARCOTICS	WC	D	12/18/2007	30	2	90
2008-4	HUGHES	KEENEY	NARCOTICS	WC	D	01/04/2008	30	1	60
2008-5	HUGHES	KEENEY	NARCOTICS	WC	D	01/16/2008	30	1	60
2008-6	HUGHES	SABIN	NARCOTICS	WC	D	02/14/2008	30	2	90
2008-7	HUGHES	SABIN	NARCOTICS	WC	D	02/14/2008	30	3	120
2008-8	JACK	KEENEY	NARCOTICS	WC	D	03/19/2008	30	0	30
2008-9	HUGHES	KEENEY	NARCOTICS	WC	D	03/27/2008	30	0	30

¹ The prosecuting official authorized the filing of the application under provisions of the state's statute. (See Table 1 for this state's statutory citation.)

² Type: WC = Cellular or Mobile Telephone (Wire), WS = Standard Telephone (Wire), WO = Other (Wire), OM = Microphone (Oral), OO = Other (Oral), ED = Digital Pager (Electronic), EE = Computer or E-Mail (Electronic), EF = Fax Machine (Electronic), EO = Other (Electronic).

³ Location: D = Portable Device, H = Personal Residence, B = Business, A = Public Area, O = Other Location, R = Roving (Relaxed Specification Order), N = Not Specified.

* The first four digits of the A.O. number represent the year in which the wiretap was terminated. Wiretaps that were terminated prior to 2008 were not reported previously because they were part of ongoing investigations.

TABLE A-1
UNITED STATES DISTRICT COURTS

CALENDAR YEAR 2008

REPORT BY PROSECUTORS OF COURT-AUTHORIZED INTERCEPTS OF WIRE, ORAL, OR ELECTRONIC COMMUNICATIONS
PURSUANT TO 18 U.S.C. 2519

A.O. Number *	Number of Days in Oper- ation ⁴	Average Inter- cepts per Day	Number of ⁵			Costs		Number of					
			Persons Inter- cepted	Intercepts	Incrim- inating Intercepts	Total Cost in \$	Other Than Manpower in \$	Arrests	Trials	Motions to Suppress Intercepts ⁶			Persons Convicted
										G	D	P	
TEXAS, NORTHERN													
2008-1	90	38	11	3,392	455	56,500	5,000	-	-	-	-	-	-
2008-2	30	66	7	1,973	151	50,000	5,000	-	-	-	-	-	-
2008-3	60	26	23	1,561	281	45,200	2,000	-	-	-	-	-	-
2008-4	120	32	149	3,820	424	309,178	15,350	13	-	-	-	-	-
2008-5	29	85	157	2,463	444	32,944	2,085	1	-	-	-	-	-
2008-6	30	98	67	2,955	279	14,347	-	-	-	-	-	-	-
2008-7	60	23	70	1,370	447	21,235	2,100	17	-	-	-	-	-
2008-8	88	106	77	9,353	1,076	63,705	6,300	17	-	-	-	-	-
2008-9	30	107	173	3,216	907	32,944	2,085	6	-	-	-	-	-
2008-10	89	29	30	2,608	682	100,120	4,000	-	-	-	-	-	-
2008-11	34	126	53	4,277	45	139,624	1,950	-	-	-	-	-	-
2008-12	30	187	35	5,621	115	47,427	1,125	-	-	-	-	-	-
2008-13	58	110	103	6,376	1,307	83,940	8,400	RELATED TO NO. 2008-8					
2008-14	23	1	2	22	1	13,140	2,100	RELATED TO NO. 2008-8					
2008-15	24	41	36	976	231	16,471	1,042	2	-	-	-	-	-
2007-13	30	27	71	814	35	21,235	2,100	15	-	-	-	-	-
2005-13	90	126	844	11,313	770	RELATED TO NO. 2005-14		RELATED TO NO. 2005-14					
2005-14	120	151	672	18,117	1,092	515,401	4,000	16	-	-	-	-	2
2005-15	30	46	58	1,392	81	RELATED TO NO. 2005-14		RELATED TO NO. 2005-14					
TEXAS, SOUTHERN													
2008-1	210	18	16,064	3,679	3,156	140,565	12,400	-	-	-	-	-	-
2008-2	89	24	67	2,161	282	38,104	-	-	-	-	-	-	-
2008-3	90	67	105	6,032	748	53,013	-	-	-	-	-	-	-
2008-4	60	20	23	1,174	186	95,735	5,600	2	-	-	-	-	-
2008-5	30	173	29	5,187	656	56,306	2,600	-	-	-	-	-	-
2008-6	87	49	12,598	4,240	3,099	52,823	2,600	1	-	-	-	-	1
2008-7	120	102	118	12,184	1,516	321,493	28,000	-	-	-	-	-	-
2008-8	30	47	200	1,408	250	16,000	-	-	-	-	-	-	-
2008-9	18	15	11	274	17	38,490	2,800	-	-	-	-	-	-

⁴ NI indicates never installed. I indicates installed but never used. NP indicates no prosecutor's report.

⁵ NR indicates not reported or could not be determined.

⁶ Motions: G = Granted, D = Denied, P = Pending.

* The first four digits of the A.O. number represent the year in which the wiretap was terminated. Wiretaps that were terminated prior to 2008 were not reported previously because they were part of ongoing investigations.

TABLE A-1
UNITED STATES DISTRICT COURTS

CALENDAR YEAR 2008

**REPORT BY JUDGES OF COURT-AUTHORIZED INTERCEPTS OF WIRE, ORAL, OR ELECTRONIC COMMUNICATIONS
PURSUANT TO 18 U.S.C. 2519**

A.O. Number *	Authorizing Official		Offense Specified	Intercept		Date of Application	Authorized Length		
	Judge	Attorney General ¹		Type ²	Location ³		Original Order (Days)	Number of Extensions	Total Length (Days)
TEXAS, SOUTHERN (CONTINUED)									
2008-10	HUGHES	SWARTZ	NARCOTICS	WC	D	04/11/2008	30	2	90
2008-11	HINOJOSA	KEENEY	NARCOTICS	WC	D	04/21/2008	30	1	60
2008-12	HUGHES	SWARTZ	NARCOTICS	WC	D	04/25/2008	30	0	30
2008-13	HUGHES	BIANCO	NARCOTICS	WC	D	05/07/2008	30	0	30
2008-14	HOYT	BIANCO	NARCOTICS	WC	D	05/15/2008	30	1	60
2008-15	HUGHES	SWARTZ	NARCOTICS	WC	D	05/22/2008	30	0	30
2008-16	HUGHES	SWARTZ	NARCOTICS	WC	D	05/22/2008	30	2	90
2008-17	KAZEN	KEENEY	NARCOTICS	WC	D	06/26/2008	30	0	30
2008-18	JACK	KEENEY	NARCOTICS	WC	D	07/01/2008	30	2	90
2008-19	HARMON	SWARTZ	NARCOTICS	WC	D	07/07/2008	30	0	30
2008-20	HUGHES	MANDELKER	NARCOTICS	WC	D	08/01/2008	30	0	30
2008-21	HUGHES	KEENEY	NARCOTICS	WC	D	09/10/2008	30	0	30
2007-44	TAGLE	SABIN	SMUGGLING	WC	D	05/22/2007	30	0	30
2007-45	HUGHES	SWARTZ	NARCOTICS	WC	D	06/12/2007	30	2	90
2007-46	KAZEN	KEENEY	NARCOTICS	WC	D	08/06/2007	30	2	90
2007-47	HUGHES	KEENEY	NARCOTICS	WC	D	08/24/2007	30	0	30
2007-48	ELLISON	SWARTZ	NARCOTICS	WC	D	09/04/2007	30	0	30
2007-49	TAGLE	KEENEY	NARCOTICS	WC	D	09/06/2007	30	0	30
2007-50	JACK	SABIN	NARCOTICS	WC	D	09/12/2007	30	1	60
2007-51	HUGHES	SWARTZ	NARCOTICS	WC	D	09/28/2007	30	0	30
2007-52	ALVAREZ	SABIN	NARCOTICS	WC	D	10/03/2007	30	0	30
2007-53	CRANE	SWARTZ	NARCOTICS	WC	D	11/15/2007	30	0	30
2006-24	HOYT	KEENEY	NARCOTICS	WC	D	10/27/2005	30	4	150
2006-25	HUGHES	KEENEY	NARCOTICS	WC	D	11/29/2005	30	3	120
2006-26	HARMON	PARSKY	NARCOTICS	WC	D	01/20/2006	30	0	30
2006-27	ELLISON	KEENEY	NARCOTICS	WC	D	03/22/2006	30	4	150
2006-28	ELLISON	SWARTZ	NARCOTICS	WC	D	04/21/2006	30	5	180
2006-29	HEAD	SWARTZ	NARCOTICS	WC	D	05/15/2006	30	0	30
2005-28	HITTNER	KEENEY	NARCOTICS	WC	D	12/21/2004	30	3	120

¹ The prosecuting official authorized the filing of the application under provisions of the state's statute. (See Table 1 for this state's statutory citation.)

² Type: WC = Cellular or Mobile Telephone (Wire), WS = Standard Telephone (Wire), WO = Other (Wire), OM = Microphone (Oral), OO = Other (Oral), ED = Digital Pager (Electronic), EE = Computer or E-Mail (Electronic), EF = Fax Machine (Electronic), EO = Other (Electronic).

³ Location: D = Portable Device, H = Personal Residence, B = Business, A = Public Area, O = Other Location, R = Roving (Relaxed Specification Order), N = Not Specified.

* The first four digits of the A.O. number represent the year in which the wiretap was terminated. Wiretaps that were terminated prior to 2008 were not reported previously because they were part of ongoing investigations.

TABLE A-1
UNITED STATES DISTRICT COURTS

CALENDAR YEAR 2008

REPORT BY PROSECUTORS OF COURT-AUTHORIZED INTERCEPTS OF WIRE, ORAL, OR ELECTRONIC COMMUNICATIONS
PURSUANT TO 18 U.S.C. 2519

A.O. Number *	Number of Days in Operation ⁴	Average Intercepts per Day	Number of ⁵			Costs		Number of					
			Persons Intercepted	Intercepts	Incriminating Intercepts	Total Cost in \$	Other Than Manpower in \$	Arrests	Trials	Motions to Suppress Intercepts ⁶			Persons Convicted
										G	D	P	
TEXAS, SOUTHERN (CONTINUED)													
2008-10	90	31	35	2,778	659	134,452	8,400	1	-	-	-	-	-
2008-11	60	97	70	5,840	1,150	36,040	5,200	10	-	-	-	-	-
2008-12	27	15	19	401	157	71,052	5,600	-	-	-	-	-	-
2008-13	15	103	22	1,547	203	13,092	2,600	RELATED TO NO. 2008-6					
2008-14	60	79	144	4,755	941	33,958	-	6	-	-	-	-	-
2008-15	30	1	7	30	6	44,817	2,800	-	-	-	-	-	-
2008-16	90	145	95	13,015	2,090	52,800	-	-	-	-	-	-	-
2008-17	20	6	6	114	-	35,784	4,900	-	-	-	-	-	-
2008-18	90	77	120	6,945	3,000	55,000	4,000	5	-	-	-	-	-
2008-19	16	182	54	2,911	652	12,504	-	-	-	-	-	-	-
2008-20	30	3	12	91	36	37,457	2,800	-	-	-	-	-	-
2008-21	18	4	9	70	24	37,457	2,800	-	-	-	-	-	-
2007-44	30	146	88	4,389	961	66,399	50	-	-	-	-	-	-
2007-45	88	39	180	3,459	915	83,120	2,900	-	-	-	-	-	-
2007-46	90	19	64	1,721	107	137,412	7,800	-	-	-	-	-	-
2007-47	14	128	20	1,787	121	18,169	267	-	-	-	-	-	-
2007-48	30	10	10	313	32	34,438	2,600	-	-	-	-	-	-
2007-49	30	16	15	475	158	23,559	7,146	-	-	-	-	-	-
2007-50	60	95	200	5,705	3,000	32,000	-	-	-	-	-	-	-
2007-51	30	27	110	807	144	74,436	7,400	-	-	-	-	-	-
2007-52	14	-	2	4	-	13,107	3,600	-	-	-	-	-	-
2007-53	24	20	27	483	114	36,754	3,200	19	-	-	-	-	-
2006-24	147	116	279	17,046	914	200,256	6,100	6	-	-	-	1	1
2006-25	97	56	162	5,405	825	85,624	2,900	RELATED TO NO. 2006-24					
2006-26	19	2	2	37	-	19,215	2,300	-	-	-	-	-	-
2006-27	150	73	28	10,992	429	130,080	-	12	-	-	-	-	-
2006-28	180	59	64	10,663	706	159,034	-	12	-	-	-	-	-
2006-29	30	NR	NR	NR	NR	2,491	-	-	-	-	-	-	-
2005-28	120	32	177	3,865	756	375,871	7,500	7	-	-	-	-	-

⁴ NI indicates never installed. I indicates installed but never used. NP indicates no prosecutor's report.

⁵ NR indicates not reported or could not be determined.

⁶ Motions: G = Granted, D = Denied, P = Pending.

* The first four digits of the A.O. number represent the year in which the wiretap was terminated. Wiretaps that were terminated prior to 2008 were not reported previously because they were part of ongoing investigations.

TABLE A-1
UNITED STATES DISTRICT COURTS

CALENDAR YEAR 2008

**REPORT BY JUDGES OF COURT-AUTHORIZED INTERCEPTS OF WIRE, ORAL, OR ELECTRONIC COMMUNICATIONS
PURSUANT TO 18 U.S.C. 2519**

A.O. Number *	Authorizing Official		Offense Specified	Intercept		Date of Application	Authorized Length		
	Judge	Attorney General ¹		Type ²	Location ³		Original Order (Days)	Number of Extensions	Total Length (Days)
TEXAS, SOUTHERN (CONTINUED)									
2005-29	WERLEIN	KEENEY	NARCOTICS	WC	D	03/29/2005	30	0	30
2005-30	HITTNER	KEENEY	NARCOTICS	WC	D	05/27/2005	30	2	90
2005-31	GILMORE	SWARTZ	NARCOTICS	WC	D	06/20/2005	30	0	30
2005-32	GILMORE	WARREN	NARCOTICS	WC	D	06/20/2005	30	1	60
2005-33	HITTNER	PARSKY	NARCOTICS	WC	D	06/24/2005	30	0	30
2005-34	ELLISON	BIANCO	NARCOTICS	WC	D	08/04/2005	30	1	60
TEXAS, WESTERN									
2008-1	GARCIA	SABIN	NARCOTICS	WC	D	10/16/2007	30	2	90
2008-2	MARTINEZ	SABIN	NARCOTICS	WC	D	11/02/2007	30	2	90
2008-3	GARCIA	ROTH	NARCOTICS	WC	D	11/21/2007	30	2	90
2008-4	BRIONES	SABIN	NARCOTICS	WC	D	02/04/2008	30	2	90
2008-5	BRIONES	SABIN	NARCOTICS	WC	D	02/26/2008	30	3	120
2008-6	YEAKEL	SWARTZ	NARCOTICS	WC	D	03/06/2008	30	0	30
2008-7	CARDONE	MANDELKER	NARCOTICS	WC	D	03/18/2008	30	0	30
2008-8	YEAKEL	ROTH	NARCOTICS	WC	D	03/28/2008	30	0	30
2008-9	BRIONES	SWARTZ	NARCOTICS	WC	D	03/28/2008	30	2	90
2008-10	BRIONES	KEENEY	NARCOTICS	WC	D	04/03/2008	30	1	60
2008-11	BRIONES	SABIN	NARCOTICS	WC	D	04/15/2008	30	0	30
2008-12	JUNELL	ROTH	NARCOTICS	WC	D	04/28/2008	30	1	60
2008-13	SPARKS	SWARTZ	NARCOTICS	WC	D	05/07/2008	30	0	30
2008-14	MONTALVO	KEENEY	NARCOTICS	WC	D	05/28/2008	30	2	90
2008-15	YEAKEL	BLANCO	NARCOTICS	WC	D	06/17/2008	30	0	30
2008-16	BRIONES	SWARTZ	NARCOTICS	WC	D	06/17/2008	30	3	120
2008-17	CARDONE	SABIN	NARCOTICS	WC	D	07/14/2008	30	0	30
2008-18	CARDONE	KEENEY	NARCOTICS	WC	D	09/26/2008	30	0	30
2008-19	BRIONES	SWARTZ	NARCOTICS	WC	D	09/26/2008	30	0	30
2007-31	BRIONES	WARREN	RACKETEERING	WC	D	04/16/2007	30	1	60
2007-32	GARCIA	KEENEY	NARCOTICS	WC	D	09/11/2007	30	2	90
2007-33	CARDONE	ROTH	NARCOTICS	WC	D	10/02/2007	30	0	30

¹ The prosecuting official authorized the filing of the application under provisions of the state's statute. (See Table 1 for this state's statutory citation.)

² Type: WC = Cellular or Mobile Telephone (Wire), WS = Standard Telephone (Wire), WO = Other (Wire), OM = Microphone (Oral), OO = Other (Oral), ED = Digital Pager (Electronic), EE = Computer or E-Mail (Electronic), EF = Fax Machine (Electronic), EO = Other (Electronic).

³ Location: D = Portable Device, H = Personal Residence, B = Business, A = Public Area, O = Other Location, R = Roving (Relaxed Specification Order), N = Not Specified.

* The first four digits of the A.O. number represent the year in which the wiretap was terminated. Wiretaps that were terminated prior to 2008 were not reported previously because they were part of ongoing investigations.

TABLE A-1
UNITED STATES DISTRICT COURTS

CALENDAR YEAR 2008

REPORT BY PROSECUTORS OF COURT-AUTHORIZED INTERCEPTS OF WIRE, ORAL, OR ELECTRONIC COMMUNICATIONS
PURSUANT TO 18 U.S.C. 2519

A.O. Number *	Number of Days in Operation ⁴	Average Intercepts per Day	Number of ⁵			Costs		Number of					
			Persons Intercepted	Intercepts	Incriminating Intercepts	Total Cost in \$	Other Than Manpower in \$	Arrests	Trials	Motions to Suppress Intercepts ⁶			Persons Convicted
										G	D	P	
TEXAS, SOUTHERN (CONTINUED)													
2005-29	30	18	37	552	193	16,785	3,500	7	-	-	-	-	-
2005-30	75	39	265	2,889	469	36,713	3,500	-	-	-	-	-	-
2005-31	30	182	20	5,464	300	30,509	4,000	1	-	-	-	-	1
2005-32	43	28	117	1,212	893	26,542	7,500	RELATED TO NO. 2005-28					
2005-33	19	NR	NR	NR	NR	1,500	1,500	-	-	-	-	-	-
2005-34	57	137	20	7,827	300	56,367	6,000	-	-	-	-	-	-
TEXAS, WESTERN													
2008-1	90	61	21	5,463	4,802	522,721	141,052	13	-	-	-	-	-
2008-2	90	5	21	453	142	95,526	7,800	-	-	-	-	-	-
2008-3	90	85	87	7,650	5,307	RELATED TO NO. 2008-1		RELATED TO NO. 2008-1					
2008-4	90	28	25	2,543	1,165	220,324	1,000	-	-	-	-	-	-
2008-5	108	34	28	3,683	655	72,531	12,600	3	-	-	-	-	3
2008-6	12	94	13	1,127	156	17,873	100	-	-	-	-	-	-
2008-7	21	24	39	510	59	114,798	43,525	26	-	-	-	-	-
2008-8	30	156	26	4,678	951	62,217	100	-	-	-	-	-	-
2008-9	90	75	35	6,747	1,849	270,322	4,000	-	-	-	-	-	-
2008-10	60	27	25	1,593	691	RELATED TO NO. 2008-9		-	-	-	-	-	-
2008-11	23	136	74	3,131	330	65,128	19,568	8	-	-	-	-	-
2008-12	59	148	398	8,740	861	89,328	38,690	22	-	-	-	-	21
2008-13	13	169	25	2,201	444	30,084	100	-	-	-	-	-	-
2008-14	90	43	54	3,835	138	141,285	9,950	-	-	-	-	-	-
2008-15	15	204	20	3,057	399	34,402	100	-	-	-	-	-	-
2008-16	120	45	39	5,378	303	355,096	-	-	-	-	-	-	-
2008-17	7	58	15	408	98	39,103	3,200	2	-	-	-	-	-
2008-18	8	41	11	327	29	42,120	3,200	-	-	-	-	-	-
2008-19	30	10	40	308	127	73,108	-	-	-	-	-	-	-
2007-31	60	171	348	10,233	1,081	145,720	3,130	2	-	-	-	-	-
2007-32	89	46	25	4,119	462	159,758	5,000	-	-	-	-	-	-
2007-33	17	106	35	1,800	98	20,672	-	-	-	-	-	-	-

⁴ NI indicates never installed. I indicates installed but never used. NP indicates no prosecutor's report.

⁵ NR indicates not reported or could not be determined.

⁶ Motions: G = Granted, D = Denied, P = Pending.

* The first four digits of the A.O. number represent the year in which the wiretap was terminated. Wiretaps that were terminated prior to 2008 were not reported previously because they were part of ongoing investigations.

TABLE A-1
UNITED STATES DISTRICT COURTS

CALENDAR YEAR 2008

**REPORT BY JUDGES OF COURT-AUTHORIZED INTERCEPTS OF WIRE, ORAL, OR ELECTRONIC COMMUNICATIONS
PURSUANT TO 18 U.S.C. 2519**

A.O. Number *	Authorizing Official		Offense Specified	Intercept		Date of Application	Authorized Length		
	Judge	Attorney General ¹		Type ²	Location ³		Original Order (Days)	Number of Extensions	Total Length (Days)
TEXAS, WESTERN (CONTINUED)									
2007-34	GARCIA	SWARTZ	NARCOTICS	WS	H	10/12/2007	30	1	60
2007-35	GARCIA	SABIN	NARCOTICS	WC	D	10/31/2007	30	1	60
2007-36	BIERY	ROTH	NARCOTICS	WC	D	11/05/2007	30	0	30
2007-37	MONTALVO	ROTH	NARCOTICS	WC	D	11/06/2007	30	1	60
2007-38	BIERY	MANDELKER	NARCOTICS	WC	D	11/14/2007	30	0	30
2006-15	RODRIGUEZ	BIANCO	NARCOTICS	WC	D	12/12/2005	30	0	30
VIRGINIA, EASTERN									
2008-1	O'GRADY	KEENEY	NARCOTICS	WC	D	01/11/2008	30	1	60
2008-2	BRINKEMA	SABIN	NARCOTICS	WC	D	01/28/2008	30	1	60
2008-3	BRINKEMA	ROTH	NARCOTICS	WC	D	02/12/2008	30	0	30
2008-4	BRINKEMA	KEENEY	NARCOTICS	WC	D	02/28/2008	30	0	30
2007-2	HILTON	KEENEY	NARCOTICS	WC	D	01/19/2007	30	1	60
2007-3	HILTON	KEENEY	NARCOTICS	WC	D	05/08/2007	30	0	30
2007-4	HILTON	SABIN	NARCOTICS	WC	D	05/16/2007	30	1	60
2007-5	BRINKEMA	ROTH	NARCOTICS	WC	D	10/11/2007	30	0	30
2007-6	KELLEY	KEENEY	RACKETEERING	WC	D	11/09/2007	30	1	60
WASHINGTON, EASTERN									
2008-1	WHALEY	SWARTZ	NARCOTICS	WC	D	03/06/2008	30	1	60
2007-1	WHALEY	SABIN	NARCOTICS	WC	D	02/05/2007	30	0	30
2007-2	WHALEY	WARREN	NARCOTICS	WC	D	03/12/2007	30	1	60
WASHINGTON, WESTERN									
2008-1	LEIGHTON	ROTH	NARCOTICS	WC	D	11/26/2007	30	2	90
2008-2	MARTINEZ	KEENEY	NARCOTICS	WC	D	12/12/2007	30	1	60
2008-3	MARTINEZ	KEENEY	NARCOTICS	WC	D	01/03/2008	30	0	30
2008-4	MARTINEZ	ROTH	NARCOTICS	WC	D	01/20/2008	30	1	60
2008-5	MARTINEZ	KEENEY	NARCOTICS	WC	D	01/22/2008	30	0	30
2008-6	LEIGHTON	KEENEY	NARCOTICS	WC	D	02/08/2008	30	0	30
2008-7	MARTINEZ	MANDELKER	NARCOTICS	WC	D	02/23/2008	30	0	30
2008-8	MARTINEZ	KEENEY	RACKETEERING	WO,OM	D	03/07/2008	30	2	90
2008-9	MARTINEZ	SWARTZ	NARCOTICS	WC	D	03/21/2008	30	0	30

¹ The prosecuting official authorized the filing of the application under provisions of the state's statute. (See Table 1 for this state's statutory citation.)

² Type: WC = Cellular or Mobile Telephone (Wire), WS = Standard Telephone (Wire), WO = Other (Wire), OM = Microphone (Oral), OO = Other (Oral), ED = Digital Pager (Electronic), EE = Computer or E-Mail (Electronic), EF = Fax Machine (Electronic), EO = Other (Electronic).

³ Location: D = Portable Device, H = Personal Residence, B = Business, A = Public Area, O = Other Location, R = Roving (Relaxed Specification Order), N = Not Specified.

* The first four digits of the A.O. number represent the year in which the wiretap was terminated. Wiretaps that were terminated prior to 2008 were not reported previously because they were part of ongoing investigations.

TABLE A-1
UNITED STATES DISTRICT COURTS

CALENDAR YEAR 2008

**REPORT BY PROSECUTORS OF COURT-AUTHORIZED INTERCEPTS OF WIRE, ORAL, OR ELECTRONIC COMMUNICATIONS
PURSUANT TO 18 U.S.C. 2519**

A.O. Number *	Number of Days in Operation ⁴	Average Inter- cepts per Day	Number of ⁵			Costs		Number of					
			Persons Inter- cepted	Intercepts	Incrim- inating Intercepts	Total Cost in \$	Other Than Manpower in \$	Arrests	Trials	Motions to Suppress Intercepts ⁶			Persons Conv- icted
										G	D	P	
TEXAS, WESTERN (CONTINUED)													
2007-34	60	26	15	1,531	55	103,009	1,035	-	-	-	-	-	-
2007-35	60	24	7	1,440	965	-	-	-	-	-	-	-	-
2007-36	30	370	40	11,092	582	-	-	-	-	-	-	-	-
2007-37	30	56	24	1,666	56	23,032	2,200	-	-	-	-	-	-
2007-38	16	89	12	1,429	210	-	-	-	-	-	-	-	-
2006-15	30	27	32	800	50	6,984	-	4	-	-	-	-	-
VIRGINIA, EASTERN													
2008-1	59	64	50	3,750	696	64,960	-	16	-	-	-	-	10
2008-2	53	36	40	1,919	33	64,772	2,500	9	-	-	-	-	6
2008-3	30	31	52	919	116	44,764	7,500	RELATED TO NO. 2008-2					
2008-4	15	-	2	4	-	8,964	2,500	RELATED TO NO. 2008-2					
2007-2	42	28	NR	1,177	518	60,480	-	8	1	-	-	-	7
2007-3	28	246	62	6,900	1,453	63,523	3,500	5	-	-	-	-	4
2007-4	59	44	-	2,591	276	106,380	4,300	4	-	-	-	-	4
2007-5	28	34	30	941	182	36,484	3,500	1	-	-	-	-	1
2007-6	31	124	76	3,830	655	44,200	14,200	3	-	-	-	-	-
WASHINGTON, EASTERN													
2008-1	23	76	59	1,751	266	80,744	2,341	6	-	-	1	-	-
2007-1	16	154	98	2,465	189	16,757	475	RELATED TO NO. 2007-2					
2007-2	57	66	107	3,736	308	77,454	54,254	8	-	-	-	-	2
WASHINGTON, WESTERN													
2008-1	90	48	242	4,296	407	104,976	4,635	71	-	-	-	-	-
2008-2	60	61	130	3,644	1,367	129,091	27,700	13	-	-	-	-	-
2008-3	10	50	65	499	67	11,593	2,400	-	-	-	-	-	-
2008-4	54	57	52	3,084	794	205,535	11,200	16	-	-	-	-	15
2008-5	30	63	75	1,891	500	21,304	2,400	-	-	-	-	-	-
2008-6	30	66	90	1,971	393	34,992	1,545	RELATED TO NO. 2008-1					
2008-7	30	103	52	3,084	794	RELATED TO NO. 2008-4		RELATED TO NO. 2008-4					
2008-8	89	31	225	2,716	205	302,532	57,749	-	-	-	-	-	-
2008-9	13	8	18	103	10	11,054	2,825	RELATED TO NO. 2008-10					

⁴ NI indicates never installed. I indicates installed but never used. NP indicates no prosecutor's report.

⁵ NR indicates not reported or could not be determined.

⁶ Motions: G = Granted, D = Denied, P = Pending.

* The first four digits of the A.O. number represent the year in which the wiretap was terminated. Wiretaps that were terminated prior to 2008 were not reported previously because they were part of ongoing investigations.

TABLE A-1
UNITED STATES DISTRICT COURTS

CALENDAR YEAR 2008

**REPORT BY JUDGES OF COURT-AUTHORIZED INTERCEPTS OF WIRE, ORAL, OR ELECTRONIC COMMUNICATIONS
PURSUANT TO 18 U.S.C. 2519**

A.O. Number *	Authorizing Official		Offense Specified	Intercept		Date of Application	Authorized Length		
	Judge	Attorney General ¹		Type ²	Location ³		Original Order (Days)	Number of Extensions	Total Length (Days)
WASHINGTON, WESTERN (CONTINUED)									
2008-10	MARTINEZ	KEENEY	NARCOTICS	WC	D	04/18/2008	30	0	30
2008-11	LEIGHTON	KEENEY	NARCOTICS	WC	D	04/30/2008	30	2	90
2008-12	JONES	SABIN	NARCOTICS	WC	D	07/07/2008	30	1	60
2008-13	MARTINEZ	SABIN	NARCOTICS	WC	D	09/10/2008	30	0	30
2006-12	ROBAD	KEENEY	NARCOTICS	WC	D	05/15/2006	30	0	30
WEST VIRGINIA, SOUTHERN									
2008-1	GOODWIN	ROTH	NARCOTICS	WC	D	03/31/2008	30	1	60
2008-2	GOODWIN	KEENEY	NARCOTICS	WC	D	05/01/2008	30	0	30
2003-1	FABER	NAHMIAS	RACKETEERING	OM	O	09/04/2003	30	0	30
WISCONSIN, EASTERN									
2008-1	GREISBACH	ROTH	NARCOTICS	WC	D	03/12/2008	30	0	30
2007-4	RANDA	WARREN	NARCOTICS	WC	D	02/20/2007	30	0	30
2006-7	ADELMAN	WARREN	NARCOTICS	WC	D	06/13/2006	30	0	30
2006-8	ADELMAN	WARREN	NARCOTICS	WC	D	07/11/2006	30	1	60
WYOMING									
2008-1	JOHNSON	KEENEY	NARCOTICS	WC	D	12/12/2007	30	1	60
2008-2	JOHNSON	KEENEY	NARCOTICS	WC	D	01/18/2008	30	2	90
2008-3	JOHNSON	ROTH	NARCOTICS	WC	D	02/22/2008	30	1	60
2008-4	DOWNES	SABIN	NARCOTICS	WC,WO	D	02/26/2008	30	1	60
2008-5	JOHNSON	SWARTZ	NARCOTICS	WC	D	04/04/2008	30	0	30
2008-6	JOHNSON	ROTH	NARCOTICS	WC	D	04/11/2008	30	0	30
2008-7	JOHNSON	KEENEY	NARCOTICS	WC	D	08/29/2008	30	0	30
2007-7	JOHNSON	SWARTZ	NARCOTICS	WC	D	08/02/2007	30	1	60
2007-8	JOHNSON	ROTH	NARCOTICS	WC	D	08/15/2007	30	0	30
2007-9	JOHNSON	ROTH	NARCOTICS	WC	D	08/20/2007	30	2	90
2007-10	JOHNSON	MANDELKER	NARCOTICS	WC	D	10/12/2007	30	0	30
2006-5	DOWNES	SWARTZ	NARCOTICS	WC	D	03/14/2006	30	0	30

¹ The prosecuting official authorized the filing of the application under provisions of the state's statute. (See Table 1 for this state's statutory citation.)

² Type: WC = Cellular or Mobile Telephone (Wire), WS = Standard Telephone (Wire), WO = Other (Wire), OM = Microphone (Oral), OO = Other (Oral), ED = Digital Pager (Electronic), EE = Computer or E-Mail (Electronic), EF = Fax Machine (Electronic), EO = Other (Electronic).

³ Location: D = Portable Device, H = Personal Residence, B = Business, A = Public Area, O = Other Location, R = Roving (Relaxed Specification Order), N = Not Specified.

* The first four digits of the A.O. number represent the year in which the wiretap was terminated. Wiretaps that were terminated prior to 2008 were not reported previously because they were part of ongoing investigations.

TABLE A-1
UNITED STATES DISTRICT COURTS

CALENDAR YEAR 2008

**REPORT BY PROSECUTORS OF COURT-AUTHORIZED INTERCEPTS OF WIRE, ORAL, OR ELECTRONIC COMMUNICATIONS
PURSUANT TO 18 U.S.C. 2519**

A.O. Number *	Number of Days in Oper- ation ⁴	Average Inter- cepts per Day	Number of ⁵			Costs		Number of					
			Persons Inter- cepted	Intercepts	Incrim- inating Intercepts	Total Cost in \$	Other Than Manpower in \$	Arrests	Trials	Motions to Suppress Intercepts ⁶			Persons Convicted
										G	D	P	
WASHINGTON, WESTERN (CONTINUED)													
2008-10	20	32	46	638	197	15,660	3,000	6	-	-	-	-	-
2008-11	87	26	76	2,298	637	171,709	69,918	12	-	-	-	-	-
2008-12	51	234	118	11,944	3,230	518,640	143,280	19	-	-	-	-	-
2008-13	1	5	-	5	4	RELATED TO NO. 2008-12		RELATED TO NO. 2008-12					
2006-12	16	106	15	1,695	465	78,573	220	22	-	-	4	-	14
WEST VIRGINIA, SOUTHERN													
2008-1	58	28	23	1,624	64	47,556	13,500	-	-	-	-	-	-
2008-2	28	79	13	2,221	42	14,466	2,000	-	-	-	-	-	-
2003-1	6	1	6	6	3	3,492	-	-	-	-	-	-	-
WISCONSIN, EASTERN													
2008-1	6	10	15	59	18	11,825	1,025	-	-	-	-	-	-
2007-4	6	232	54	1,391	276	121,600	-	45	-	-	-	-	-
2006-7	27	9	7	233	19	76,580	26,900	5	-	-	2	-	5
2006-8	60	477	70	28,601	1,092	154,640	29,900	43	-	-	17	-	43
WYOMING													
2008-1	59	34	43	2,012	138	RELATED TO NO. 2008-2		RELATED TO NO. 2008-2					
2008-2	87	13	34	1,139	155	507,481	425,679	33	-	-	-	-	-
2008-3	58	44	24	2,543	596	23,200	-	-	-	-	-	-	-
2008-4	49	207	25	10,125	3,231	19,600	-	1	-	-	-	-	1
2008-5	16	7	8	107	23	6,400	-	-	-	-	-	-	-
2008-6	8	27	9	218	6	RELATED TO NO. 2008-2		RELATED TO NO. 2008-2					
2008-7	30	113	86	3,403	499	119,492	65,000	-	-	-	-	-	-
2007-7	60	35	37	2,125	664	59,772	8,000	RELATED TO NO. 2007-9					
2007-8	30	23	15	690	309	15,811	10,000	1	-	-	-	-	-
2007-9	60	48	69	2,865	712	117,112	12,000	17	-	-	-	-	-
2007-10	18	103	56	1,851	512	27,000	3,000	-	-	-	-	-	-
2006-5	29	33	15	965	90	196,500	24,000	-	-	-	-	-	-

⁴ NI indicates never installed. I indicates installed but never used. NP indicates no prosecutor's report.

⁵ NR indicates not reported or could not be determined.

⁶ Motions: G = Granted, D = Denied, P = Pending.

* The first four digits of the A.O. number represent the year in which the wiretap was terminated. Wiretaps that were terminated prior to 2008 were not reported previously because they were part of ongoing investigations.

SUPPLEMENTARY REPORT BY PROSECUTORS FOR INTERCEPTS TERMINATED IN CALENDAR YEAR 1996
AS OF DECEMBER 31, 2008

U.S. District Court	A.O. Report Number in 1996 Report	Date of Application	Additional Activity During Calendar Year 2008							
			Cost in \$	Persons Arrested	Trials Completed	Motions to Suppress Intercepts ¹			Persons Con- victed	Offense for Which Convicted
						G	D	P		
CALIFORNIA, EASTERN										
	1996-45	01/19/1996	-	-	1	-	-	-	4	RACKETEERING

¹ Motions: G = Granted, D = Denied, P = Pending.

SUPPLEMENTARY REPORT BY PROSECUTORS FOR INTERCEPTS TERMINATED IN CALENDAR YEAR 1998
AS OF DECEMBER 31, 2008

U.S. District Court	A.O. Report Number in 1998 Report	Date of Application	Additional Activity During Calendar Year 2008							
			Cost in \$	Persons Arrested	Trials Completed	Motions to Suppress Intercepts ¹			Persons Con- victed	Offense for Which Convicted
						G	D	P		
TENNESSEE, EASTERN										
	1998-477	05/08/1998	-	-	-	-	-	-	2	CONSPIRACY

¹ Motions: G = Granted, D = Denied, P = Pending.

SUPPLEMENTARY REPORT BY PROSECUTORS FOR INTERCEPTS TERMINATED IN CALENDAR YEAR 2000
AS OF DECEMBER 31, 2008

U.S. District Court	A.O. Report Number in 2000 Report	Date of Application	Additional Activity During Calendar Year 2008							
			Cost in \$	Persons Arrested	Trials Completed	Motions to Suppress Intercepts ¹			Persons Con- victed	Offense for Which Convicted
						G	D	P		
INDIANA, NORTHERN										
	2000-1	05/09/2000	-	3	1	-	-	-	3	EXTORTION
MICHIGAN, EASTERN										
	2000-2	01/28/2000	-	2	-	-	-	-	1	NARCOTICS
NEW YORK, SOUTHERN										
	2000-665	06/25/1999	Linked to another wiretap involving the same investigation							

¹ Motions: G = Granted, D = Denied, P = Pending.

SUPPLEMENTARY REPORT BY PROSECUTORS FOR INTERCEPTS TERMINATED IN CALENDAR YEAR 2001
AS OF DECEMBER 31, 2008

U.S. District Court	A.O. Report Number in 2001 Report	Date of Application	Additional Activity During Calendar Year 2008								
			Cost in \$	Persons Arrested	Trials Completed	Motions to Suppress Intercepts¹			Persons Con- victed	Offense for Which Convicted	
						G	D	P			
ARIZONA											
	2001-8	06/08/2001	-	6	-	-	-	-	4	NARCOTICS	
INDIANA, SOUTHERN											
	2001-5	06/15/2001	Linked to another wiretap involving the same investigation								

¹ Motions: G = Granted, D = Denied, P = Pending.

SUPPLEMENTARY REPORT BY PROSECUTORS FOR INTERCEPTS TERMINATED IN CALENDAR YEAR 2002
AS OF DECEMBER 31, 2008

U.S. District Court	A.O. Report Number in 2002 Report	Date of Application	Additional Activity During Calendar Year 2008							
			Cost in \$	Persons Arrested	Trials Completed	Motions to Suppress Intercepts ¹			Persons Con- victed	Offense for Which Convicted
						G	D	P		
CALIFORNIA, SOUTHERN										
	2002-2	01/18/2002	-	-	-	-	-	-	2	NARCOTICS

¹ Motions: G = Granted, D = Denied, P = Pending.

SUPPLEMENTARY REPORT BY PROSECUTORS FOR INTERCEPTS TERMINATED IN CALENDAR YEAR 2003
AS OF DECEMBER 31, 2008

U.S. District Court	A.O. Report Number in 2003 Report	Date of Application	Additional Activity During Calendar Year 2008							
			Cost in \$	Persons Arrested	Trials Completed	Motions to Suppress Intercepts ¹			Persons Con- victed	Offense for Which Convicted
						G	D	P		
ARIZONA	2003-5	01/07/2003	-	-	2	-	-	-	9	NARCOTICS
INDIANA, NORTHERN	2003-1	08/25/2003	Linked to another wiretap involving the same investigation							
LOUISIANA, EASTERN	2003-10	07/30/2003	-	28	-	-	-	-	28	NARCOTICS
TEXAS, SOUTHERN	2003-10	03/13/2003	-	-	-	-	-	-	1	SMUGGLING
TEXAS, WESTERN	2003-4	02/25/2003	-	1	-	-	-	-	-	
WEST VIRGINIA, SOUTHERN	2003-1	(See Appendix Table A-1 in this year's report.)								

¹ Motions: G = Granted, D = Denied, P = Pending.

SUPPLEMENTARY REPORT BY PROSECUTORS FOR INTERCEPTS TERMINATED IN CALENDAR YEAR 2004
AS OF DECEMBER 31, 2008

U.S. District Court	A.O. Report Number in 2004 Report	Date of Application	Additional Activity During Calendar Year 2008							
			Cost in \$	Persons Arrested	Trials Completed	Motions to Suppress Intercepts ¹			Persons Con- victed	Offense for Which Convicted
						G	D	P		
ARIZONA										
	2004-11	04/12/2004	Linked to another wiretap involving the same investigation							
CALIFORNIA, CENTRAL										
	2004-14	03/31/2004	Linked to another wiretap involving the same investigation							
CALIFORNIA, NORTHERN										
	2004-4	05/17/2004	Linked to another wiretap involving the same investigation							
CONNECTICUT										
	2004-7	01/14/2004	-	4	-	-	-	-	-	
	2004-15	10/08/2004	Linked to another wiretap involving the same investigation							
DISTRICT OF COLUMBIA										
	2004-2	01/09/2004	-	7	1	-	-	-	9	NARCOTICS
	2004-4	02/23/2004	-	-	-	-	-	-	2	NARCOTICS
	2004-5	04/27/2004	-	-	1	-	-	-	-	
HAWAII										
	2004-1	01/15/2004	-	45	43	-	-	-	26	NARCOTICS
	2004-2	05/20/2004	Linked to another wiretap involving the same investigation							
	2004-3	06/10/2004	Linked to another wiretap involving the same investigation							
IDAHO										
	2004-2	09/21/2004	-	-	1	68	11	-	19	NARCOTICS
ILLINOIS, NORTHERN										
	2004-22	04/07/2004	-	11	-	-	-	-	-	
	2004-31	05/17/2004	-	-	-	1	1	-	-	
	2004-39	06/04/2004	-	-	-	-	-	-	1	NARCOTICS
	2004-54	08/26/2004	-	13	-	-	-	-	-	
INDIANA, NORTHERN										
	2004-2	02/26/2004	Linked to another wiretap involving the same investigation							
	2004-3	03/18/2004	Linked to another wiretap involving the same investigation							
INDIANA, SOUTHERN										
	2004-2	02/04/2004	Linked to another wiretap involving the same investigation							
LOUISIANA, EASTERN										
	2004-5	03/31/2004	-	8	-	-	-	-	12	NARCOTICS
	2004-8	08/20/2004	-	29	8	-	-	-	14	NARCOTICS

¹ Motions: G = Granted, D = Denied, P = Pending.

SUPPLEMENTARY REPORT BY PROSECUTORS FOR INTERCEPTS TERMINATED IN CALENDAR YEAR 2004
AS OF DECEMBER 31, 2008 (CONTINUED)

U.S. District Court	A.O. Report Number in 2004 Report	Date of Application	Additional Activity During Calendar Year 2008							
			Cost in \$	Persons Arrested	Trials Completed	Motions to Suppress Intercepts ¹			Persons Con- victed	Offense for Which Convicted
						G	D	P		
LOUISIANA, WESTERN										
	2004-2	08/05/2004	-	6	1	48	6	-	6	NARCOTICS
	2004-3	10/22/2004	-	1	-	-	-	-	1	NARCOTICS
MARYLAND										
	2004-7	06/25/2004	-	7	3	6	-	-	15	NARCOTICS
	2004-14	10/19/2004	-	-	-	-	-	1	10	\$LAUNDERING
MISSOURI, WESTERN										
	2004-4	06/18/2004	-	3	-	-	-	-	-	
NEBRASKA										
	2004-1	08/27/2004	-	10	-	-	3	-	7	NARCOTICS
NEW MEXICO										
	2004-4	10/07/2004	-	25	1	-	-	-	24	NARCOTICS
NEW YORK, SOUTHERN										
	2004-19	01/30/2004	-	4	-	-	-	-	4	ROBBERY
NEW YORK, WESTERN										
	2004-7	03/30/2004	-	29	-	-	-	-	3	NARCOTICS
	2004-14	06/01/2004	-	1	-	-	-	-	1	NARCOTICS
OHIO, NORTHERN										
	2004-4	01/16/2004	-	13	-	-	-	-	7	NARCOTICS
	2004-8	05/05/2004	-	50	-	-	-	-	69	NARCOTICS
	2004-9	06/02/2004	Linked to another wiretap involving the same investigation							
	2004-13	08/27/2004	Linked to another wiretap involving the same investigation							
TENNESSEE, EASTERN										
	2004-6	10/25/2004	-	1	-	-	-	-	8	NARCOTICS
TEXAS, EASTERN										
	2004-2	08/18/2004	Linked to another wiretap involving the same investigation							
TEXAS, SOUTHERN										
	2004-9	02/02/2004	Linked to another wiretap involving the same investigation							
	2004-10	02/11/2004	-	1	-	-	-	-	1	NARCOTICS
TEXAS, WESTERN										
	2004-20	06/11/2004	-	1	-	-	-	-	-	

¹ Motions: G = Granted, D = Denied, P = Pending.

SUPPLEMENTARY REPORT BY PROSECUTORS FOR INTERCEPTS TERMINATED IN CALENDAR YEAR 2005
AS OF DECEMBER 31, 2008

U.S. District Court	A.O. Report Number in 2005 Report	Date of Application	Additional Activity During Calendar Year 2008							Persons Con- victed	Offense for Which Convicted
			Cost in \$	Persons Arrested	Trials Completed	Motions to Suppress Intercepts ¹					
						G	D	P			
ARIZONA											
	2005-12	04/22/2005	-	3	3	-	-	-	3	NARCOTICS	
CALIFORNIA, CENTRAL											
	2005-14	03/17/2005	-	-	4	-	-	-	2	CONSPIRACY	
CALIFORNIA, NORTHERN											
	2005-8	07/15/2005	-	5	-	-	-	-	5	NARCOTICS	
	2005-16	(See Appendix Table A-1 in this year's report.)									
CALIFORNIA, SOUTHERN											
	2005-18	07/19/2005	-	-	-	-	-	-	1	NARCOTICS	
	2005-26	(See Appendix Table A-1 in this year's report.)									
COLORADO											
	2005-11	06/14/2005	Linked to another wiretap involving the same investigation								
	2004-33	12/03/2004	Linked to another wiretap involving the same investigation								
CONNECTICUT											
	2005-1	10/29/2004	-	-	-	-	-	-	11	NARCOTICS	
DISTRICT OF COLUMBIA											
	2005-1	10/04/2004	-	-	-	-	-	-	7	NARCOTICS	
	2005-3	09/27/2005	-	22	2	-	-	-	20	NARCOTICS	
	2005-4	(See Appendix Table A-1 in this year's report.)									
	2005-5	(See Appendix Table A-1 in this year's report.)									
FLORIDA, MIDDLE											
	2005-18	(See Appendix Table A-1 in this year's report.)									
FLORIDA, SOUTHERN											
	2005-8	02/25/2005	-	-	1	-	-	-	-		
	2005-9	03/10/2005	-	1	-	-	-	-	1	\$LAUNDERING	
	2005-17	08/03/2005	-	13	-	-	-	-	5	NARCOTICS	
ILLINOIS, NORTHERN											
	2005-1	10/22/2004	-	-	-	-	-	-	1	NARCOTICS	
	2005-6	02/16/2005	Linked to another wiretap involving the same investigation								
	2005-7	03/04/2005	-	17	5	-	-	-	18	NARCOTICS	
	2005-20	07/05/2005	-	-	-	-	-	-	3	NARCOTICS	
	2004-60	06/18/2004	-	-	-	-	3	-	-		
	2004-63	11/09/2004	-	-	-	-	-	-	14	NARCOTICS	

¹ Motions: G = Granted, D = Denied, P = Pending.

SUPPLEMENTARY REPORT BY PROSECUTORS FOR INTERCEPTS TERMINATED IN CALENDAR YEAR 2005
AS OF DECEMBER 31, 2008 (CONTINUED)

U.S. District Court	A.O. Report Number in 2005 Report	Date of Application	Additional Activity During Calendar Year 2008							
			Cost in \$	Persons Arrested	Trials Completed	Motions to Suppress Intercepts ¹			Persons Con- victed	Offense for Which Convicted
						G	D	P		
INDIANA, SOUTHERN										
	2005-3	02/18/2005	Linked to another wiretap involving the same investigation							
LOUISIANA, WESTERN										
	2005-2	02/17/2005	-	10	-	37	5	-	10	NARCOTICS
	2005-10	(See Appendix Table A-1 in this year's report.)								
MARYLAND										
	2005-3	04/01/2005	-	1	-	-	-	-	1	EXTORTION
	2005-18	(See Appendix Table A-1 in this year's report.)								
	2005-19	(See Appendix Table A-1 in this year's report.)								
MICHIGAN, EASTERN										
	2005-1	12/13/2004	-	10	-	-	-	-	3	FRAUD
	2005-5	04/25/2005	-	1	-	-	-	-	1	OTHER
	2005-6	06/27/2005	-	-	-	-	-	-	2	OTHER
	2005-7	08/15/2005	-	17	-	-	-	-	11	NARCOTICS
MISSOURI, EASTERN										
	2005-1	12/20/2004	Linked to another wiretap involving the same investigation							
	2005-11	08/19/2005	-	-	-	-	-	-	3	NARCOTICS
NEBRASKA										
	2005-1	09/23/2004	-	11	-	-	-	-	3	NARCOTICS
NEW JERSEY										
	2005-12	05/13/2005	-	-	1	-	-	-	-	
NEW MEXICO										
	2005-2	02/03/2005	-	28	-	-	-	-	18	NARCOTICS
NEW YORK, EASTERN										
	2005-22	06/20/2005	-	7	-	-	-	-	-	
	2005-29	10/07/2005	-	1	-	-	-	-	-	
NEW YORK, NORTHERN										
	2005-7	06/10/2005	-	28	-	-	-	-	-	
NEW YORK, SOUTHERN										
	2005-17	04/07/2005	-	-	-	-	-	-	26	RACKETEERING
NEW YORK, WESTERN										
	2005-6	06/29/2005	-	14	-	-	-	-	6	NARCOTICS

¹ Motions: G = Granted, D = Denied, P = Pending.

SUPPLEMENTARY REPORT BY PROSECUTORS FOR INTERCEPTS TERMINATED IN CALENDAR YEAR 2005
AS OF DECEMBER 31, 2008 (CONTINUED)

U.S. District Court	A.O. Report Number in 2005 Report	Date of Application	Additional Activity During Calendar Year 2008							
			Cost in \$	Persons Arrested	Trials Completed	Motions to Suppress Intercepts ¹			Persons Con- victed	Offense for Which Convicted
						G	D	P		
NORTH CAROLINA, WESTERN										
	2005-2	02/18/2005	-	7	-	-	-	-	9	NARCOTICS
OHIO, NORTHERN										
	2005-3	01/13/2005	-	15	-	-	-	-	15	NARCOTICS
	2005-5	03/25/2005	Linked to another wiretap involving the same investigation							
	2004-19	09/15/2004	Linked to another wiretap involving the same investigation							
OHIO, SOUTHERN										
	2005-4	03/23/2005	-	-	-	-	-	-	1	CONSPIRACY
PENNSYLVANIA, EASTERN										
	2005-1	11/26/2004	Linked to another wiretap involving the same investigation							
PENNSYLVANIA, MIDDLE										
	2004-2	01/28/2004	-	5	-	-	-	-	5	GAMBLING
SOUTH CAROLINA										
	2005-2	03/07/2005	-	4	-	-	-	-	9	NARCOTICS
	2005-3	04/04/2005	-	61	3	-	-	-	25	NARCOTICS
TENNESSEE, WESTERN										
	2005-3	05/18/2005	-	-	21	-	-	-	-	
TEXAS, NORTHERN										
	2005-1	11/10/2004	Linked to another wiretap involving the same investigation							
	2005-13	(See Appendix Table A-1 in this year's report.)								
	2005-14	(See Appendix Table A-1 in this year's report.)								
	2005-15	(See Appendix Table A-1 in this year's report.)								
TEXAS, SOUTHERN										
	2005-18	11/22/2005	Linked to another wiretap involving the same investigation							
	2005-28	(See Appendix Table A-1 in this year's report.)								
	2005-29	(See Appendix Table A-1 in this year's report.)								
	2005-30	(See Appendix Table A-1 in this year's report.)								
	2005-31	(See Appendix Table A-1 in this year's report.)								
	2005-32	(See Appendix Table A-1 in this year's report.)								
	2005-33	(See Appendix Table A-1 in this year's report.)								
	2005-34	(See Appendix Table A-1 in this year's report.)								
VIRGINIA, EASTERN										
	2005-5	06/08/2005	-	2	1	-	-	-	-	

¹ Motions: G = Granted, D = Denied, P = Pending.

SUPPLEMENTARY REPORT BY PROSECUTORS FOR INTERCEPTS TERMINATED IN CALENDAR YEAR 2006
AS OF DECEMBER 31, 2008

U.S. District Court	A.O. Report Number in 2006 Report	Date of Application	Additional Activity During Calendar Year 2008							
			Cost in \$	Persons Arrested	Trials Completed	Motions to Suppress Intercepts ¹			Persons Con- victed	Offense for Which Convicted
						G	D	P		
ALABAMA, NORTHERN										
	2006-7	(See Appendix Table A-1 in this year's report.)								
	2006-8	(See Appendix Table A-1 in this year's report.)								
ARIZONA										
	2006-26	(See Appendix Table A-1 in this year's report.)								
	2006-27	(See Appendix Table A-1 in this year's report.)								
	2006-28	(See Appendix Table A-1 in this year's report.)								
ARKANSAS, EASTERN										
	2005-6	(See Appendix Table A-1 in this year's report.)								
CALIFORNIA, CENTRAL										
	2006-30	(See Appendix Table A-1 in this year's report.)								
	2006-31	(See Appendix Table A-1 in this year's report.)								
	2006-32	(See Appendix Table A-1 in this year's report.)								
	2006-33	(See Appendix Table A-1 in this year's report.)								
	2006-34	(See Appendix Table A-1 in this year's report.)								
	2006-35	(See Appendix Table A-1 in this year's report.)								
	2006-36	(See Appendix Table A-1 in this year's report.)								
	2006-37	(See Appendix Table A-1 in this year's report.)								
	2006-38	(See Appendix Table A-1 in this year's report.)								
CALIFORNIA, NORTHERN										
	2006-1	09/02/2005	-	1	-	-	2	-	1	OTHER
	2006-2	10/17/2005	-	2	-	-	-	-	25	NARCOTICS
	2006-3	01/12/2006	-	-	-	-	-	-	17	NARCOTICS
	2006-8	(See Appendix Table A-1 in this year's report.)								
	2006-9	(See Appendix Table A-1 in this year's report.)								
	2005-15	11/29/2005	-	2	-	-	-	-	6	NARCOTICS
CALIFORNIA, SOUTHERN										
	2006-16	(See Appendix Table A-1 in this year's report.)								
	2006-17	(See Appendix Table A-1 in this year's report.)								
	2006-18	(See Appendix Table A-1 in this year's report.)								
	2006-19	(See Appendix Table A-1 in this year's report.)								
	2005-22	10/31/2005	Linked to another wiretap involving the same investigation							

¹ Motions: G = Granted, D = Denied, P = Pending.

SUPPLEMENTARY REPORT BY PROSECUTORS FOR INTERCEPTS TERMINATED IN CALENDAR YEAR 2006
AS OF DECEMBER 31, 2008 (CONTINUED)

U.S. District Court	A.O. Report Number in 2006 Report	Date of Application	Additional Activity During Calendar Year 2008							
			Cost in \$	Persons Arrested	Trials Completed	Motions to Suppress Intercepts ¹			Persons Con- victed	Offense for Which Convicted
						G	D	P		
CONNECTICUT										
	2006-7	(See Appendix Table A-1 in this year's report.)								
	2006-8	(See Appendix Table A-1 in this year's report.)								
	2005-10	08/12/2004	Linked to another wiretap involving the same investigation							
	2005-15	12/15/2005	-	-	-	-	-	-	1	NARCOTICS
DISTRICT OF COLUMBIA										
	2006-1	11/22/2005	-	-	-	-	-	-	7	NARCOTICS
	2006-3	(See Appendix Table A-1 in this year's report.)								
FLORIDA, MIDDLE										
	2006-15	(See Appendix Table A-1 in this year's report.)								
	2006-16	(See Appendix Table A-1 in this year's report.)								
	2006-17	(See Appendix Table A-1 in this year's report.)								
	2006-18	(See Appendix Table A-1 in this year's report.)								
	2006-19	(See Appendix Table A-1 in this year's report.)								
FLORIDA, SOUTHERN										
	2006-6	03/30/2006	-	7	2	-	-	-	-	
	2006-15	(See Appendix Table A-1 in this year's report.)								
GEORGIA, NORTHERN										
	2006-23	(See Appendix Table A-1 in this year's report.)								
	2006-24	(See Appendix Table A-1 in this year's report.)								
	2006-25	(See Appendix Table A-1 in this year's report.)								
	2006-26	(See Appendix Table A-1 in this year's report.)								
ILLINOIS, CENTRAL										
	2006-1	09/14/2006	-	-	-	-	-	-	2	KIDNAPPING
ILLINOIS, NORTHERN										
	2006-1	11/30/2005	-	-	-	-	-	-	1	NARCOTICS
	2006-20	(See Appendix Table A-1 in this year's report.)								
	2006-21	(See Appendix Table A-1 in this year's report.)								
	2006-22	(See Appendix Table A-1 in this year's report.)								
	2006-23	(See Appendix Table A-1 in this year's report.)								
	2006-24	(See Appendix Table A-1 in this year's report.)								

¹ Motions: G = Granted, D = Denied, P = Pending.

SUPPLEMENTARY REPORT BY PROSECUTORS FOR INTERCEPTS TERMINATED IN CALENDAR YEAR 2006
AS OF DECEMBER 31, 2008 (CONTINUED)

U.S. District Court	A.O. Report Number in 2006 Report	Date of Application	Additional Activity During Calendar Year 2008							
			Cost in \$	Persons Arrested	Trials Completed	Motions to Suppress Intercepts ¹			Persons Con- victed	Offense for Which Convicted
						G	D	P		
KANSAS										
	2006-1	12/07/2005	-	-	-	-	-	-	6	FRAUD
	2006-2	(See Appendix Table A-1 in this year's report.)								
	2006-3	(See Appendix Table A-1 in this year's report.)								
	2006-4	(See Appendix Table A-1 in this year's report.)								
KENTUCKY, EASTERN										
	2006-3	(See Appendix Table A-1 in this year's report.)								
	2006-4	(See Appendix Table A-1 in this year's report.)								
LOUISIANA, EASTERN										
	2005-9	11/01/2004	-	29	8	-	-	-	21	NARCOTICS
LOUISIANA, WESTERN										
	2006-5	(See Appendix Table A-1 in this year's report.)								
MARYLAND										
	2006-14	10/05/2006	Linked to another wiretap involving the same investigation							
	2006-18	(See Appendix Table A-1 in this year's report.)								
MASSACHUSETTS										
	2006-2	02/02/2006	-	1	-	-	-	-	-	
	2006-14	(See Appendix Table A-1 in this year's report.)								
MICHIGAN, EASTERN										
	2006-1	10/07/2005	-	8	-	-	-	-	-	
MICHIGAN, EASTERN (CONTINUED)										
	2006-2	01/31/2006	-	-	1	-	2	-	7	NARCOTICS
	2006-17	(See Appendix Table A-1 in this year's report.)								
MINNESOTA										
	2006-6	06/05/2006	-	6	-	-	-	-	18	NARCOTICS
MISSOURI, WESTERN										
	2006-1	03/10/2006	-	-	1	-	-	-	4	FRAUD
	2006-5	06/08/2006	Linked to another wiretap involving the same investigation							
	2006-7	(See Appendix Table A-1 in this year's report.)								
	2006-8	(See Appendix Table A-1 in this year's report.)								
NEVADA										
	2006-2	04/19/2006	-	-	-	1	-	-	24	FRAUD

¹ Motions: G = Granted, D = Denied, P = Pending.

SUPPLEMENTARY REPORT BY PROSECUTORS FOR INTERCEPTS TERMINATED IN CALENDAR YEAR 2006
AS OF DECEMBER 31, 2008 (CONTINUED)

U.S. District Court	A.O. Report Number in 2006 Report	Date of Application	Additional Activity During Calendar Year 2008								Persons Con- victed	Offense for Which Convicted
			Cost in \$	Persons Arrested	Trials Completed	Motions to Suppress Intercepts ¹						
						G	D	P				
NEW JERSEY												
	2006-1	04/07/2006	-	-	-	-	-	-	3	MURDER		
NEW YORK, EASTERN												
	2006-4	12/09/2005	Linked to another wiretap involving the same investigation									
	2006-10	03/31/2006	-	-	-	-	-	-	6	RACKETEERING		
NEW YORK, SOUTHERN												
	2006-2	11/17/2005	-	-	-	-	-	-	2	NARCOTICS		
	2006-65	(See Appendix Table A-1 in this year's report.)										
	2006-66	(See Appendix Table A-1 in this year's report.)										
	2006-67	(See Appendix Table A-1 in this year's report.)										
	2006-68	(See Appendix Table A-1 in this year's report.)										
	2006-69	(See Appendix Table A-1 in this year's report.)										
NEW YORK, WESTERN												
	2006-4	04/20/2006	-	-	-	-	-	-	11	NARCOTICS		
NORTH CAROLINA, WESTERN												
	2006-6	(See Appendix Table A-1 in this year's report.)										
	2006-7	(See Appendix Table A-1 in this year's report.)										
	2006-8	(See Appendix Table A-1 in this year's report.)										
	2006-9	(See Appendix Table A-1 in this year's report.)										
OHIO, NORTHERN												
	2006-3	11/23/2005	Linked to another wiretap involving the same investigation									
	2006-6	12/12/2005	-	31	-	-	-	-	31	NARCOTICS		
	2006-7	12/30/2005	Linked to another wiretap involving the same investigation									
	2005-14	08/08/2005	-	-	1	-	-	-	-			
	2006-18	08/08/2006	Linked to another wiretap involving the same investigation									
	2006-21	09/15/2006	Linked to another wiretap involving the same investigation									
PENNSYLVANIA, EASTERN												
	2006-16	(See Appendix Table A-1 in this year's report.)										
PENNSYLVANIA, MIDDLE												
	2005-6	07/20/2005	Linked to another wiretap involving the same investigation									
TENNESSEE, EASTERN												
	2006-13	(See Appendix Table A-1 in this year's report.)										

¹ Motions: G = Granted, D = Denied, P = Pending.

SUPPLEMENTARY REPORT BY PROSECUTORS FOR INTERCEPTS TERMINATED IN CALENDAR YEAR 2006
AS OF DECEMBER 31, 2008 (CONTINUED)

U.S. District Court	A.O. Report Number in 2006 Report	Date of Application	Additional Activity During Calendar Year 2008								
			Cost in \$	Persons Arrested	Trials Completed	Motions to Suppress Intercepts ¹			Persons Con- victed	Offense for Which Convicted	
						G	D	P			
TENNESSEE, WESTERN											
	2006-3	(See Appendix Table A-1 in this year's report.)									
	2006-4	(See Appendix Table A-1 in this year's report.)									
TEXAS, SOUTHERN											
	2006-3	02/03/2006	-	1	-	-	-	-	1	CONSPIRACY	
	2006-24	(See Appendix Table A-1 in this year's report.)									
	2006-25	(See Appendix Table A-1 in this year's report.)									
	2006-26	(See Appendix Table A-1 in this year's report.)									
	2006-27	(See Appendix Table A-1 in this year's report.)									
	2006-28	(See Appendix Table A-1 in this year's report.)									
	2006-29	(See Appendix Table A-1 in this year's report.)									
TEXAS, WESTERN											
	2006-15	(See Appendix Table A-1 in this year's report.)									
WASHINGTON, WESTERN											
	2006-3	04/05/2006	-	6	-	-	-	-	4	FRAUD	
	2006-12	(See Appendix Table A-1 in this year's report.)									
WISCONSIN, EASTERN											
	2006-7	See Appendix Table A-1 in this year's report.)									
	2006-8	See Appendix Table A-1 in this year's report.)									
WYOMING											
	2006-5	(See Appendix Table A-1 in this year's report.)									

¹ Motions: G = Granted, D = Denied, P = Pending.

SUPPLEMENTARY REPORT BY PROSECUTORS FOR INTERCEPTS TERMINATED IN CALENDAR YEAR 2007
AS OF DECEMBER 31, 2008

U.S. District Court	A.O. Report Number in 2007 Report	Date of Application	Additional Activity During Calendar Year 2008								
			Cost in \$	Persons Arrested	Trials Completed	Motions to Suppress Intercepts ¹			Persons Con- victed	Offense for Which Convicted	
						G	D	P			
ALABAMA, NORTHERN											
	2007-4	(See Appendix Table A-1 in this year's report.)									
ARIZONA											
	2007-9	(See Appendix Table A-1 in this year's report.)									
	2007-10	(See Appendix Table A-1 in this year's report.)									
	2007-11	(See Appendix Table A-1 in this year's report.)									
	2007-12	(See Appendix Table A-1 in this year's report.)									
	2007-13	(See Appendix Table A-1 in this year's report.)									
ARKANSAS, EASTERN											
	2007-1	(See Appendix Table A-1 in this year's report.)									
	2006-2	07/11/2006	-	24	-	-	-	-	22	NARCOTICS	
ARKANSAS, WESTERN											
	2007-1	(See Appendix Table A-1 in this year's report.)									
	2007-2	(See Appendix Table A-1 in this year's report.)									
CALIFORNIA, CENTRAL											
	2007-2	01/05/2007	-	2	1	-	-	-	3	CONSPIRACY	
	2007-31	(See Appendix Table A-1 in this year's report.)									
	2007-32	(See Appendix Table A-1 in this year's report.)									
	2007-33	(See Appendix Table A-1 in this year's report.)									
	2007-34	(See Appendix Table A-1 in this year's report.)									
	2007-35	(See Appendix Table A-1 in this year's report.)									
	2007-36	(See Appendix Table A-1 in this year's report.)									
	2007-37	(See Appendix Table A-1 in this year's report.)									
	2007-38	(See Appendix Table A-1 in this year's report.)									
	2007-39	(See Appendix Table A-1 in this year's report.)									
	2007-40	(See Appendix Table A-1 in this year's report.)									
	2007-41	(See Appendix Table A-1 in this year's report.)									
	2007-42	(See Appendix Table A-1 in this year's report.)									
	2007-43	(See Appendix Table A-1 in this year's report.)									
	2007-44	(See Appendix Table A-1 in this year's report.)									
CALIFORNIA, EASTERN											
	2007-10	(See Appendix Table A-1 in this year's report.)									
	2007-11	(See Appendix Table A-1 in this year's report.)									
	2007-12	(See Appendix Table A-1 in this year's report.)									

¹ Motions: G = Granted, D = Denied, P = Pending.

SUPPLEMENTARY REPORT BY PROSECUTORS FOR INTERCEPTS TERMINATED IN CALENDAR YEAR 2007
AS OF DECEMBER 31, 2008 (CONTINUED)

U.S. District Court	A.O. Report Number in 2007 Report	Date of Application	Additional Activity During Calendar Year 2008								Persons Con- victed	Offense for Which Convicted
			Cost in \$	Persons Arrested	Trials Completed	Motions to Suppress Intercepts ¹						
G	D	P										
CALIFORNIA, SOUTHERN												
	2007-10	(See Appendix Table A-1 in this year's report.)										
	2007-11	(See Appendix Table A-1 in this year's report.)										
	2007-12	(See Appendix Table A-1 in this year's report.)										
	2006-15	03/27/2006	-	14	-	-	-	-	28	RACKETEERING		
	2005-24	07/26/2005	Linked to another wiretap involving the same investigation									
COLORADO												
	2007-4	01/25/2007	Linked to another wiretap involving the same investigation									
	2007-18	(See Appendix Table A-1 in this year's report.)										
	2007-19	(See Appendix Table A-1 in this year's report.)										
	2007-20	(See Appendix Table A-1 in this year's report.)										
	2007-21	(See Appendix Table A-1 in this year's report.)										
CONNECTICUT												
	2007-3	02/01/2007	-	12	-	-	-	1	13	NARCOTICS		
	2006-6	05/26/2006	Linked to another wiretap involving the same investigation									
	2007-6	(See Appendix Table A-1 in this year's report.)										
	2006-7	06/16/2006	Linked to another wiretap involving the same investigation									
	2006-8	07/26/2006	-	1	-	-	-	-	10	NARCOTICS		
	2006-9	08/26/2006	-	33	-	-	-	-	-			
FLORIDA, MIDDLE												
	2007-3	(See Appendix Table A-1 in this year's report.)										
FLORIDA, NORTHERN												
	2007-1	(See Appendix Table A-1 in this year's report.)										
	2007-2	(See Appendix Table A-1 in this year's report.)										
	2007-3	(See Appendix Table A-1 in this year's report.)										
FLORIDA, SOUTHERN												
	2007-1	10/19/2006	-	5	-	-	-	-	5	NARCOTICS		
	2007-9	07/23/2007	-	6	-	-	-	-	6			
	2007-11	08/16/2007	-	-	5	-	-	-	7			
	2006-12	08/15/2006	-	4	-	-	-	-	4	CONSPIRACY		
	2007-14	(See Appendix Table A-1 in this year's report.)										
	2007-15	(See Appendix Table A-1 in this year's report.)										
	2007-16	(See Appendix Table A-1 in this year's report.)										

¹ Motions: G = Granted, D = Denied, P = Pending.

SUPPLEMENTARY REPORT BY PROSECUTORS FOR INTERCEPTS TERMINATED IN CALENDAR YEAR 2007
AS OF DECEMBER 31, 2008 (CONTINUED)

U.S. District Court	A.O. Report Number in 2007 Report	Date of Application	Additional Activity During Calendar Year 2008							
			Cost in \$	Persons Arrested	Trials Completed	Motions to Suppress Intercepts ¹			Persons Con- victed	Offense for Which Convicted
						G	D	P		
GEORGIA, MIDDLE										
	2007-3	(See Appendix Table A-1 in this year's report.)								
GEORGIA, NORTHERN										
	2007-12	(See Appendix Table A-1 in this year's report.)								
	2007-13	(See Appendix Table A-1 in this year's report.)								
	2007-14	(See Appendix Table A-1 in this year's report.)								
	2007-15	(See Appendix Table A-1 in this year's report.)								
	2007-16	(See Appendix Table A-1 in this year's report.)								
	2007-17	(See Appendix Table A-1 in this year's report.)								
	2007-18	(See Appendix Table A-1 in this year's report.)								
	2007-19	(See Appendix Table A-1 in this year's report.)								
	2007-20	(See Appendix Table A-1 in this year's report.)								
HAWAII										
	2007-10	(See Appendix Table A-1 in this year's report.)								
ILLINOIS, CENTRAL										
	2007-1	(See Appendix Table A-1 in this year's report.)								
	2007-2	(See Appendix Table A-1 in this year's report.)								
ILLINOIS, NORTHERN										
	2007-5	(See Appendix Table A-1 in this year's report.)								
	2007-6	(See Appendix Table A-1 in this year's report.)								
	2006-7	12/27/2005	-	-	-	-	-	-	1	NARCOTICS
	2007-7	(See Appendix Table A-1 in this year's report.)								
	2006-8	01/09/2006	-	4	-	-	-	-	4	NARCOTICS
	2007-8	(See Appendix Table A-1 in this year's report.)								
ILLINOIS, SOUTHERN										
	2007-1	(See Appendix Table A-1 in this year's report.)								
INDIANA, NORTHERN										
	2007-1	(See Appendix Table A-1 in this year's report.)								
INDIANA, SOUTHERN										
	2007-9	(See Appendix Table A-1 in this year's report.)								
	2007-10	(See Appendix Table A-1 in this year's report.)								
	2007-11	(See Appendix Table A-1 in this year's report.)								
	2007-12	(See Appendix Table A-1 in this year's report.)								

¹ Motions: G = Granted, D = Denied, P = Pending.

SUPPLEMENTARY REPORT BY PROSECUTORS FOR INTERCEPTS TERMINATED IN CALENDAR YEAR 2007
AS OF DECEMBER 31, 2008 (CONTINUED)

U.S. District Court	A.O. Report Number in 2007 Report	Date of Application	Additional Activity During Calendar Year 2008							
			Cost in \$	Persons Arrested	Trials Completed	Motions to Suppress Intercepts ¹			Persons Con- victed	Offense for Which Convicted
						G	D	P		
INDIANA, SOUTHERN (CONTINUED)										
	2007-13	(See Appendix Table A-1 in this year's report.)								
	2007-14	(See Appendix Table A-1 in this year's report.)								
	2007-15	(See Appendix Table A-1 in this year's report.)								
	2007-16	(See Appendix Table A-1 in this year's report.)								
	2007-17	(See Appendix Table A-1 in this year's report.)								
KANSAS										
	2007-5	(See Appendix Table A-1 in this year's report.)								
	2007-6	(See Appendix Table A-1 in this year's report.)								
	2007-7	(See Appendix Table A-1 in this year's report.)								
	2007-8	(See Appendix Table A-1 in this year's report.)								
	2007-9	(See Appendix Table A-1 in this year's report.)								
	2007-10	(See Appendix Table A-1 in this year's report.)								
	2007-11	(See Appendix Table A-1 in this year's report.)								
	2007-12	(See Appendix Table A-1 in this year's report.)								
KENTUCKY, EASTERN										
	2007-3	(See Appendix Table A-1 in this year's report.)								
	2007-4	(See Appendix Table A-1 in this year's report.)								
	2007-5	(See Appendix Table A-1 in this year's report.)								
LOUISIANA, EASTERN										
	2007-4	(See Appendix Table A-1 in this year's report.)								
	2007-5	(See Appendix Table A-1 in this year's report.)								
	2007-6	See Appendix Table A-1 in this year's report.)								
	2007-7	(See Appendix Table A-1 in this year's report.)								
LOUISIANA, MIDDLE										
	2007-2	(See Appendix Table A-1 in this year's report.)								
LOUISIANA, WESTERN										
	2006-3	04/20/2006	Linked to another wiretap involving the same investigation							
	2007-7	(See Appendix Table A-1 in this year's report.)								
	2007-8	(See Appendix Table A-1 in this year's report.)								
	2007-9	(See Appendix Table A-1 in this year's report.)								
	2007-10	(See Appendix Table A-1 in this year's report.)								
	2007-11	(See Appendix Table A-1 in this year's report.)								

¹ Motions: G = Granted, D = Denied, P = Pending.

SUPPLEMENTARY REPORT BY PROSECUTORS FOR INTERCEPTS TERMINATED IN CALENDAR YEAR 2007
AS OF DECEMBER 31, 2008 (CONTINUED)

U.S. District Court	A.O. Report Number in 2007 Report	Date of Application	Additional Activity During Calendar Year 2008							Persons Con- victed	Offense for Which Convicted
			Cost in \$	Persons Arrested	Trials Completed	Motions to Suppress Intercepts ¹					
						G	D	P			
MAINE											
	2007-1	(See Appendix Table A-1 in this year's report.)									
	2007-2	(See Appendix Table A-1 in this year's report.)									
	2007-3	(See Appendix Table A-1 in this year's report.)									
	2007-4	(See Appendix Table A-1 in this year's report.)									
MARYLAND											
	2007-3	(See Appendix Table A-1 in this year's report.)									
	2007-4	(See Appendix Table A-1 in this year's report.)									
MASSACHUSETTS											
	2006-10	05/15/2006	Linked to another wiretap involving the same investigation								
	2007-16	(See Appendix Table A-1 in this year's report.)									
	2007-17	(See Appendix Table A-1 in this year's report.)									
	2007-18	(See Appendix Table A-1 in this year's report.)									
	2007-19	(See Appendix Table A-1 in this year's report.)									
	2007-20	(See Appendix Table A-1 in this year's report.)									
	2007-21	(See Appendix Table A-1 in this year's report.)									
	2007-22	(See Appendix Table A-1 in this year's report.)									
	2007-23	(See Appendix Table A-1 in this year's report.)									
	2007-24	(See Appendix Table A-1 in this year's report.)									
	2007-25	(See Appendix Table A-1 in this year's report.)									
	2007-26	(See Appendix Table A-1 in this year's report.)									
MICHIGAN, EASTERN											
	2006-13	11/19/2005	-	1	-	-	-	-	-	-	
	2007-13	(See Appendix Table A-1 in this year's report.)									
	2007-14	(See Appendix Table A-1 in this year's report.)									
	2007-15	(See Appendix Table A-1 in this year's report.)									
	2007-16	(See Appendix Table A-1 in this year's report.)									
MINNESOTA											
	2007-1	12/01/2006	-	-	1	-	-	-	-	-	
	2007-8	(See Appendix Table A-1 in this year's report.)									
	2007-9	(See Appendix Table A-1 in this year's report.)									
	2007-10	(See Appendix Table A-1 in this year's report.)									
	2007-11	(See Appendix Table A-1 in this year's report.)									

¹ Motions: G = Granted, D = Denied, P = Pending.

SUPPLEMENTARY REPORT BY PROSECUTORS FOR INTERCEPTS TERMINATED IN CALENDAR YEAR 2007
AS OF DECEMBER 31, 2008 (CONTINUED)

U.S. District Court	A.O. Report Number in 2007 Report	Date of Application	Additional Activity During Calendar Year 2008								Persons Con- victed	Offense for Which Convicted
			Cost in \$	Persons Arrested	Trials Completed	Motions to Suppress Intercepts ¹						
						G	D	P				
MINNESOTA (CONTINUED)												
	2007-12	(See Appendix Table A-1 in this year's report.)										
	2007-13	(See Appendix Table A-1 in this year's report.)										
MISSISSIPPI, NORTHERN												
	2007-2	(See Appendix Table A-1 in this year's report.)										
MISSISSIPPI, SOUTHERN												
	2006-2	08/04/2006	Linked to another wiretap involving the same investigation									
MISSOURI, EASTERN												
	2007-14	(See Appendix Table A-1 in this year's report.)										
	2007-15	(See Appendix Table A-1 in this year's report.)										
	2007-16	(See Appendix Table A-1 in this year's report.)										
	2007-17	(See Appendix Table A-1 in this year's report.)										
	2007-18	(See Appendix Table A-1 in this year's report.)										
	2007-19	(See Appendix Table A-1 in this year's report.)										
	2007-20	(See Appendix Table A-1 in this year's report.)										
	2007-21	(See Appendix Table A-1 in this year's report.)										
	2007-22	(See Appendix Table A-1 in this year's report.)										
MISSOURI, WESTERN												
	2007-2	04/17/2007	-	-	-	-	-	-	1	NARCOTICS		
	2007-4	(See Appendix Table A-1 in this year's report.)										
	2007-5	(See Appendix Table A-1 in this year's report.)										
	2007-6	(See Appendix Table A-1 in this year's report.)										
NEBRASKA												
	2007-1	(See Appendix Table A-1 in this year's report.)										
	2007-2	(See Appendix Table A-1 in this year's report.)										
	2007-3	(See Appendix Table A-1 in this year's report.)										
NEVADA												
	2006-5	01/11/2006	-	-	-	-	-	-	1	NARCOTICS		
	2007-6	(See Appendix Table A-1 in this year's report.)										
NEW JERSEY												
	2007-2	(See Appendix Table A-1 in this year's report.)										
	2007-3	(See Appendix Table A-1 in this year's report.)										
	2006-5	07/14/2006	-	2	-	-	-	-	2	CORRUPTION		

¹ Motions: G = Granted, D = Denied, P = Pending.

SUPPLEMENTARY REPORT BY PROSECUTORS FOR INTERCEPTS TERMINATED IN CALENDAR YEAR 2007
AS OF DECEMBER 31, 2008 (CONTINUED)

U.S. District Court	A.O. Report Number in 2007 Report	Date of Application	Additional Activity During Calendar Year 2008							
			Cost in \$	Persons Arrested	Trials Completed	Motions to Suppress Intercepts ¹			Persons Con- victed	Offense for Which Convicted
						G	D	P		
NEW MEXICO										
	2007-3	10/10/2007	Linked to another wiretap involving the same investigation							
	2007-4	(See Appendix Table A-1 in this year's report.)								
	2007-5	(See Appendix Table A-1 in this year's report.)								
NEW YORK, EASTERN										
	2007-36	(See Appendix Table A-1 in this year's report.)								
	2007-37	(See Appendix Table A-1 in this year's report.)								
	2007-38	(See Appendix Table A-1 in this year's report.)								
	2007-39	(See Appendix Table A-1 in this year's report.)								
NEW YORK, SOUTHERN										
	2007-34	(See Appendix Table A-1 in this year's report.)								
	2007-35	(See Appendix Table A-1 in this year's report.)								
	2007-36	(See Appendix Table A-1 in this year's report.)								
	2007-37	(See Appendix Table A-1 in this year's report.)								
	2007-38	(See Appendix Table A-1 in this year's report.)								
	2007-39	(See Appendix Table A-1 in this year's report.)								
	2007-40	(See Appendix Table A-1 in this year's report.)								
	2007-41	(See Appendix Table A-1 in this year's report.)								
	2007-42	(See Appendix Table A-1 in this year's report.)								
NEW YORK, WESTERN										
	2007-5	(See Appendix Table A-1 in this year's report.)								
	2007-6	(See Appendix Table A-1 in this year's report.)								
	2007-7	(See Appendix Table A-1 in this year's report.)								
	2007-8	(See Appendix Table A-1 in this year's report.)								
	2007-9	(See Appendix Table A-1 in this year's report.)								
	2007-10	(See Appendix Table A-1 in this year's report.)								
	2007-11	(See Appendix Table A-1 in this year's report.)								
	2007-12	(See Appendix Table A-1 in this year's report.)								
	2007-13	(See Appendix Table A-1 in this year's report.)								
	2007-14	(See Appendix Table A-1 in this year's report.)								
	2007-15	(See Appendix Table A-1 in this year's report.)								
	2007-16	(See Appendix Table A-1 in this year's report.)								
	2007-17	(See Appendix Table A-1 in this year's report.)								

¹ Motions: G = Granted, D = Denied, P = Pending.

SUPPLEMENTARY REPORT BY PROSECUTORS FOR INTERCEPTS TERMINATED IN CALENDAR YEAR 2007
AS OF DECEMBER 31, 2008 (CONTINUED)

U.S. District Court	A.O. Report Number in 2007 Report	Date of Application	Additional Activity During Calendar Year 2008								Persons Con- victed	Offense for Which Convicted
			Cost in \$	Persons Arrested	Trials Completed	Motions to Suppress Intercepts ¹						
						G	D	P				
NORTH CAROLINA, WESTERN												
	2007-3	(See Appendix Table A-1 in this year's report.)										
	2007-4	(See Appendix Table A-1 in this year's report.)										
OHIO, NORTHERN												
	2007-4	05/30/2007	-	26	-	-	-	-	-			
	2007-5	06/01/2007	Linked to another wiretap involving the same investigation									
	2007-7	(See Appendix Table A-1 in this year's report.)										
	2005-19	09/28/2005	-	2	-	-	-	-	2	NARCOTICS		
	2004-22	07/21/2004	-	-	1	-	-	-	-			
	2006-26	03/29/2006	Linked to another wiretap involving the same investigation									
OHIO, SOUTHERN												
	2007-5	(See Appendix Table A-1 in this year's report.)										
	2007-6	(See Appendix Table A-1 in this year's report.)										
	2007-7	(See Appendix Table A-1 in this year's report.)										
OKLAHOMA, NORTHERN												
	2006-2	01/25/2006	-	-	1	-	-	-	-			
OKLAHOMA, WESTERN												
	2007-1	(See Appendix Table A-1 in this year's report.)										
	2007-2	(See Appendix Table A-1 in this year's report.)										
OREGON												
	2007-16	(See Appendix Table A-1 in this year's report.)										
PENNSYLVANIA, MIDDLE												
	2006-6	12/01/2006	-	10	-	-	-	-	15	NARCOTICS		
TENNESSEE, EASTERN												
	2007-9	(See Appendix Table A-1 in this year's report.)										
TENNESSEE, MIDDLE												
	2007-1	01/24/2007	-	-	-	-	-	-	2	\$LAUNDERING		

¹ Motions: G = Granted, D = Denied, P = Pending.

SUPPLEMENTARY REPORT BY PROSECUTORS FOR INTERCEPTS TERMINATED IN CALENDAR YEAR 2007
AS OF DECEMBER 31, 2008 (CONTINUED)

U.S. District Court	A.O. Report Number in 2007 Report	Date of Application	Additional Activity During Calendar Year 2008							
			Cost in \$	Persons Arrested	Trials Completed	Motions to Suppress Intercepts ¹			Persons Con- victed	Offense for Which Convicted
						G	D	P		
TEXAS, EASTERN										
	2006-4	03/09/2006	Linked to another wiretap involving the same investigation							
	2007-4	(See Appendix Table A-1 in this year's report.)								
	2007-5	(See Appendix Table A-1 in this year's report.)								
	2007-6	(See Appendix Table A-1 in this year's report.)								
	2007-7	(See Appendix Table A-1 in this year's report.)								
	2007-8	(See Appendix Table A-1 in this year's report.)								
	2007-9	(See Appendix Table A-1 in this year's report.)								
TEXAS, NORTHERN										
	2007-13	(See Appendix Table A-1 in this year's report.)								
TEXAS, SOUTHERN										
	2007-25	04/30/2007	-	-	2	-	-	-	2	OTHER
	2007-44	(See Appendix Table A-1 in this year's report.)								
	2007-45	(See Appendix Table A-1 in this year's report.)								
	2007-46	(See Appendix Table A-1 in this year's report.)								
	2007-47	(See Appendix Table A-1 in this year's report.)								
	2007-48	(See Appendix Table A-1 in this year's report.)								
	2007-49	(See Appendix Table A-1 in this year's report.)								
	2007-50	(See Appendix Table A-1 in this year's report.)								
	2007-51	(See Appendix Table A-1 in this year's report.)								
	2007-52	(See Appendix Table A-1 in this year's report.)								
	2007-53	(See Appendix Table A-1 in this year's report.)								

¹ Motions: G = Granted, D = Denied, P = Pending.

SUPPLEMENTARY REPORT BY PROSECUTORS FOR INTERCEPTS TERMINATED IN CALENDAR YEAR 2007
AS OF DECEMBER 31, 2008 (CONTINUED)

U.S. District Court	A.O. Report Number in 2007 Report	Date of Application	Additional Activity During Calendar Year 2008								
			Cost in \$	Persons Arrested	Trials Completed	Motions to Suppress Intercepts ¹			Persons Con- victed	Offense for Which Convicted	
						G	D	P			
TEXAS, WESTERN											
	2007-31	(See Appendix Table A-1 in this year's report.)									
	2007-32	(See Appendix Table A-1 in this year's report.)									
	2007-33	(See Appendix Table A-1 in this year's report.)									
	2007-34	(See Appendix Table A-1 in this year's report.)									
	2007-35	(See Appendix Table A-1 in this year's report.)									
	2007-36	(See Appendix Table A-1 in this year's report.)									
	2007-38	(See Appendix Table A-1 in this year's report.)									
VIRGINIA, EASTERN											
	2006-2	08/16/2006	-	9	6	-	-	-	7	\$LAUNDERING	
	2007-2	(See Appendix Table A-1 in this year's report.)									
	2007-3	(See Appendix Table A-1 in this year's report.)									
	2007-4	(See Appendix Table A-1 in this year's report.)									
	2007-5	(See Appendix Table A-1 in this year's report.)									
	2007-6	(See Appendix Table A-1 in this year's report.)									
	2004-11	05/19/2004	-	-	1	-	-	-	-		
WASHINGTON, EASTERN											
	2007-1	(See Appendix Table A-1 in this year's report.)									
	2007-2	(See Appendix Table A-1 in this year's report.)									
WISCONSIN, EASTERN											
	2007-4	(See Appendix Table A-1 in this year's report.)									
WYOMING											
	2007-7	(See Appendix Table A-1 in this year's report.)									
	2007-8	(See Appendix Table A-1 in this year's report.)									
	2007-9	(See Appendix Table A-1 in this year's report.)									
	2007-10	(See Appendix Table A-1 in this year's report.)									

¹ Motions: G = Granted, D = Denied, P = Pending.

REPORT BY JUDGES OF COURT-AUTHORIZED INTERCEPTS OF WIRE, ORAL, OR ELECTRONIC COMMUNICATIONS
PURSUANT TO 18 U.S.C. 2519

A.O. Number *	Authorizing Official		Offense Specified	Intercept		Date of Application	Authorized Length		
	Judge	Prosecutor ¹		Type ²	Location ³		Original Order (Days)	Number of Extensions	Total Length (Days)
MARICOPA									
2008-1	DONAHOE	THOMAS	NARCOTICS	WC	D	11/21/2007	30	3	120
2008-2	BACA	THOMAS	NARCOTICS	WC	D	03/11/2008	29	1	54
2008-3	BACA	THOMAS	NARCOTICS	WC	D	03/12/2008	30	1	51
2008-4	BACA	THOMAS	NARCOTICS	WC	D	03/13/2008	30	0	30
2008-5	DONAHOE	THOMAS	NARCOTICS	WC	D	03/21/2008	30	0	30
2008-6	BACA	THOMAS	MURDER	WC	D	05/09/2008	2	0	2
2008-7	DONAHOE	THOMAS	NARCOTICS	WC	D	05/14/2008	30	3	120
2008-8	BACA	THOMAS	NARCOTICS	WC,WS	D,H	05/30/2008	30	2	90
2008-9	BACA	THOMAS	NARCOTICS	WC	D	05/30/2008	30	0	30
2008-10	BACA	THOMAS	NARCOTICS	WC	D	07/01/2008	30	2	90
2008-11	BACA	THOMAS	NARCOTICS	WC	D	07/16/2008	30	0	30
2008-12	BACA	THOMAS	NARCOTICS	WC	D	07/18/2008	30	1	60
2008-13	BACA	THOMAS	NARCOTICS	WC	D	08/20/2008	30	1	60
2008-14	BACA	THOMAS	NARCOTICS	WC	D	09/26/2008	30	3	120
2008-15	BACA	THOMAS	NARCOTICS	WC	D	09/26/2008	30	2	90
2008-16	BACA	THOMAS	NARCOTICS	WC	D	10/30/2008	30	0	30
2008-17	RYAN	THOMAS	OTHER	WC	D	11/17/2008	30	0	30
YUMA									
2008-1	GOULD	SANDRY	NARCOTICS	WC	D	03/21/2008	30	0	30
2008-2	GOULD	SANDRY	NARCOTICS	WC	D	04/09/2008	30	0	30
2008-3	GOULD	SANDRY	NARCOTICS	WC	D	06/11/2008	30	1	60
2008-4	GOULD	SANDRY	NARCOTICS	WC	D	07/11/2008	30	0	30
2008-5	GOULD	SANDRY	NARCOTICS	WC	D	07/30/2008	30	0	30

¹ The prosecuting official authorized the filing of the application under provisions of the state's statute. (See Table 1 for this state's statutory citation.)² Type: WC = Cellular or Mobile Telephone (Wire), WS = Standard Telephone (Wire), WO = Other (Wire), OM = Microphone (Oral), OO = Other (Oral), ED = Digital Pager (Electronic), EE = Computer or E-Mail (Electronic), EF = Fax Machine (Electronic), EO = Other (Electronic).³ Location: D = Portable Device, H = Personal Residence, B = Business, A = Public Area, O = Other Location, R = Roving (Relaxed Specification Order), N = Not Specified.

* The first four digits of the A.O. number represent the year in which the wiretap was terminated. Wiretaps that were terminated prior to 2008 were not reported previously because they were part of ongoing investigations.

TABLE B-1
ARIZONA

CALENDAR YEAR 2008

REPORT BY PROSECUTORS OF COURT-AUTHORIZED INTERCEPTS OF WIRE, ORAL, OR ELECTRONIC COMMUNICATIONS
PURSUANT TO 18 U.S.C. 2519

A.O. Number *	Number Of Days in Oper- ation ⁴	Average Inter- cepts per Day	Number of ⁵			Costs		Number of						
			Persons Inter- cepted	Intercepts	Incrim- inating Intercepts	Total Cost in \$	Other Than Manpower in \$	Arrests	Trials	Motions to Suppress Intercepts ⁶			Persons Con- victed	
										G	D	P		
MARICOPA														
2008-1	103	221	75	22,736	2,736	525,000	15,000	50	-	-	-	-	-	
2008-2	54	429	7	23,192	17,135	731,359	170,578	-	-	-	-	-	-	
2008-3	18	41	23	744	153	8,350	2,200	-	-	-	-	-	-	
2008-4	24	12	25	282	149	21,780	16,480	4	-	-	-	-	2	
2008-5	30	14	25	435	155	141,041	26,940	-	-	-	-	-	-	
2008-6	2	90	7	179	61	42,046	6,500	8	-	-	-	-	-	
2008-7	116	9	100	1,085	621	RELATED TO NO. 2008-5		-	-	-	-	-	-	
2008-8	58	78	5	4,545	1,563	563,928	28,559	10	-	-	-	-	7	
2008-9	25	119	54	2,969	973	36,200	6,600	2	-	-	-	-	2	
2008-10	74	1	220	100	28	298,000	48,000	65	-	-	-	-	-	
2008-11	13	259	61	3,367	704	40,950	13,200	2	-	-	-	-	1	
2008-12	39	66	91	2,580	543	40,320	9,600	-	-	-	-	-	-	
2008-13	60	-	NR	5	NR	354,000	16,000	2	-	-	-	-	-	
2008-14	84	133	100	11,133	4,100	20,000	3,200	-	-	-	-	-	-	
2008-15	84	14	25	1,149	278	45,280	10,400	-	-	-	-	-	-	
2008-16	30	-	2	11	-	33,185	5,500	-	-	-	-	-	-	
2008-17	5	77	1	386	36	48,090	3,040	-	-	-	-	-	-	
YUMA														
2008-1	4	21	10	84	18	4,600	1,600	-	-	-	-	-	-	
2008-2	17	-	-	1	-	4,000	2,000	-	-	-	-	-	-	
2008-3	30	238	25	7,149	1,075	42,800	2,800	-	-	-	-	-	-	
2008-4	30	46	48	1,373	150	37,600	2,600	-	-	-	-	-	-	
2008-5	30	51	73	1,532	145	62,200	5,200	-	-	-	-	-	-	

⁴ NI indicates never installed. I indicates installed but never used. NP indicates no prosecutor's report.

⁵ NR indicates not reported or could not be determined.

⁶ Motions: G = Granted, D = Denied, P = Pending.

* The first four digits of the A.O. number represent the year in which the wiretap was terminated. Wiretaps that were terminated prior to 2008 were not reported previously because they were part of ongoing investigations.

**TABLE B-1
STATE CALIFORNIA**

CALENDAR YEAR 2008

**REPORT BY JUDGES OF COURT-AUTHORIZED INTERCEPTS OF WIRE, ORAL, OR ELECTRONIC COMMUNICATIONS
PURSUANT TO 18 U.S.C. 2519**

A.O. Number *	Authorizing Official		Offense Specified	Intercept		Date of Application	Authorized Length		
	Judge	Prosecutor ¹		Type ²	Location ³		Original Order (Days)	Number of Extensions	Total Length (Days)
ALAMEDA									
2008-1	ROLEFSON	ORLOFF	OTHER	WC	D	04/22/2008	30	1	60
CONTRA COSTA									
2008-1	KENNEDY	KOCHLY	NARCOTICS	WC	D	02/20/2008	30	0	30
2008-2	KENNEDY	KOCHLY	NARCOTICS	WC	D	03/28/2008	30	0	30
2008-3	KENNEDY	KOCHLY	NARCOTICS	WC	D	06/04/2008	30	2	90
2008-4	KENNEDY	KOCHLY	NARCOTICS	WC	D	08/22/2008	30	1	60
2008-5	KENNEDY	KOCHLY	NARCOTICS	WC	D	09/02/2008	30	1	60
LOS ANGELES									
2008-1	FIDLER	COOLEY	NARCOTICS	WC	D	11/08/2007	30	1	60
2008-2	FIDLER	COOLEY	NARCOTICS	WC	D	11/09/2007	30	1	60
2008-3	FIDLER	COOLEY	NARCOTICS	WC	D	11/15/2007	30	2	90
2008-4	FIDLER	COOLEY	NARCOTICS	WC	D	12/01/2007	30	1	60
2008-5	FIDLER	COOLEY	NARCOTICS	WC	D	12/06/2007	30	0	30
2008-6	FIDLER	COOLEY	NARCOTICS	WC	D	12/06/2007	30	0	30
2008-7	FIDLER	COOLEY	NARCOTICS	WC	D	12/07/2007	30	1	60
2008-8	FIDLER	COOLEY	NARCOTICS	WC	D	12/12/2007	30	0	30
2008-9	FIDLER	COOLEY	NARCOTICS	WC	D	12/17/2007	30	0	30
2008-10	FIDLER	COOLEY	NARCOTICS	WC	D	12/19/2007	30	0	30
2008-11	FIDLER	COOLEY	NARCOTICS	WC	D	12/20/2007	30	0	30
2008-12	FIDLER	COOLEY	NARCOTICS	WC	D	12/20/2007	30	1	60
2008-13	FIDLER	COOLEY	NARCOTICS	WC	D	12/21/2007	30	2	90
2008-14	FIDLER	COOLEY	NARCOTICS	WC	D	12/26/2007	30	0	30
2008-15	FIDLER	COOLEY	NARCOTICS	WC	D	12/26/2007	30	0	30
2008-16	FIDLER	COOLEY	NARCOTICS	WC	D	12/26/2007	30	0	30
2008-17	FIDLER	COOLEY	NARCOTICS	WC	D	01/01/2008	30	0	30
2008-18	FIDLER	COOLEY	NARCOTICS	WC	D	01/04/2008	30	1	60
2008-19	FIDLER	COOLEY	NARCOTICS	WC	D	01/06/2008	30	2	90
2008-20	FIDLER	COOLEY	NARCOTICS	WC	D	01/09/2008	30	1	60
2008-21	FIDLER	COOLEY	NARCOTICS	WC	D	01/16/2008	30	1	60
2008-22	FIDLER	COOLEY	NARCOTICS	WC	D	01/17/2008	30	1	60
2008-23	FIDLER	COOLEY	NARCOTICS	WC	D	01/21/2008	30	0	30
2008-24	FIDLER	COOLEY	NARCOTICS	WC	D	01/24/2008	30	0	30

¹ The prosecuting official authorized the filing of the application under provisions of the state's statute. (See Table 1 for this state's statutory citation.)

² Type: WC = Cellular or Mobile Telephone (Wire), WS = Standard Telephone (Wire), WO = Other (Wire), OM = Microphone (Oral), OO = Other (Oral), ED = Digital Pager (Electronic), EE = Computer or E-Mail (Electronic), EF = Fax Machine (Electronic), EO = Other (Electronic).

³ Location: D = Portable Device, H = Personal Residence, B = Business, A = Public Area, O = Other Location, R = Roving (Relaxed Specification Order), N = Not Specified.

* The first four digits of the A.O. number represent the year in which the wiretap was terminated. Wiretaps that were terminated prior to 2008 were not reported previously because they were part of ongoing investigations.

TABLE B-1
STATE CALIFORNIA

CALENDAR YEAR 2008

**REPORT BY PROSECUTORS OF COURT-AUTHORIZED INTERCEPTS OF WIRE, ORAL, OR ELECTRONIC COMMUNICATIONS
PURSUANT TO 18 U.S.C. 2519**

A.O. Number *	Number Of Days in Oper- ation ⁴	Average Inter- cepts per Day	Number of ⁵			Costs		Number of					
			Persons Inter- cepted	Intercepts	Incrim- inating Intercepts	Total Cost in \$	Other Than Manpower in \$	Arrests	Trials	Motions to Suppress Intercepts ⁶			Persons Con- victed
										G	D	P	
ALAMEDA													
2008-1	51	763	1,961	38,923	3,180	214,960	16,960	54	-	-	1	1	16
CONTRA COSTA													
2008-1	30	29	155	868	155	26,000	3,000	5	-	-	-	-	-
2008-2	27	57	155	1,550	270	49,000	7,000	RELATED TO NO. 2008-3					
2008-3	90	186	1,470	16,741	4,174	281,186	61,852	46	-	-	-	-	-
2008-4	58	105	515	6,072	1,802	RELATED TO NO. 2008-3		RELATED TO NO. 2008-3					
2008-5	60	-	-	-	-	RELATED TO NO. 2008-3		RELATED TO NO. 2008-3					
LOS ANGELES													
2008-1	56	27	51	1,525	168	40,000	4,000	-	-	-	-	-	-
2008-2	60	23	20	1,368	255	17,800	800	-	-	-	-	-	-
2008-3	90	37	133	3,299	1,035	20,640	2,000	-	-	-	-	-	-
2008-4	57	1	7	66	8	40,000	4,000	-	-	-	-	-	-
2008-5	30	19	5	575	64	20,000	2,000	-	-	-	-	-	-
2008-6	29	54	89	1,552	263	20,000	2,000	-	-	-	-	-	-
2008-7	60	14	212	828	183	40,000	4,000	-	-	-	-	-	-
2008-8	30	25	31	742	142	20,000	2,000	-	-	-	-	-	-
2008-9	30	44	33	1,306	13	20,556	1,600	-	-	-	-	-	-
2008-10	30	14	14	428	171	11,122	2,000	8	-	-	-	-	1
2008-11	30	71	243	2,121	809	48,000	24,000	-	-	-	-	-	-
2008-12	54	15	58	801	170	40,000	4,000	-	-	-	-	-	-
2008-13	55	57	58	3,146	546	60,000	6,000	-	-	-	-	-	-
2008-14	30	1	5	32	-	11,122	2,000	-	-	-	-	-	-
2008-15	30	124	30	3,733	1,729	11,122	2,000	-	-	-	-	-	-
2008-16	30	2	12	52	5	11,122	2,000	-	-	-	-	-	-
2008-17	2	20	19	40	6	20,000	2,000	-	-	-	-	-	-
2008-18	56	26	23	1,445	662	40,000	4,000	-	-	-	-	-	-
2008-19	90	63	89	5,676	364	60,000	6,000	-	-	-	-	-	-
2008-20	54	17	52	930	307	40,000	4,000	-	-	-	-	-	-
2008-21	60	27	78	1,627	103	20,620	2,000	15	-	-	-	-	-
2008-22	60	55	68	3,315	577	10,000	4,000	-	-	-	-	-	-
2008-23	30	306	269	9,166	602	39,000	3,000	-	-	-	-	-	-
2008-24	30	45	23	1,338	263	20,244	2,000	8	-	-	-	-	-

⁴ NI indicates never installed. I indicates installed but never used. NP indicates no prosecutor's report.

⁵ NR indicates not reported or could not be determined.

⁶ Motions: G = Granted, D = Denied, P = Pending.

* The first four digits of the A.O. number represent the year in which the wiretap was terminated. Wiretaps that were terminated prior to 2008 were not reported previously because they were part of ongoing investigations.

TABLE B-1
STATE CALIFORNIA

CALENDAR YEAR 2008

**REPORT BY JUDGES OF COURT-AUTHORIZED INTERCEPTS OF WIRE, ORAL, OR ELECTRONIC COMMUNICATIONS
PURSUANT TO 18 U.S.C. 2519**

A.O. Number *	Authorizing Official		Offense Specified	Intercept		Date of Application	Authorized Length		
	Judge	Prosecutor ¹		Type ²	Location ³		Original Order (Days)	Number of Extensions	Total Length (Days)
LOS ANGELES (CONTINUED)									
2008-25	FIDLER	COOLEY	MURDER	WC,WS,EO	D,H	02/04/2008	30	0	30
2008-26	FIDLER	COOLEY	NARCOTICS	WC	D	02/04/2008	30	1	60
2008-27	FIDLER	COOLEY	NARCOTICS	WC	D	02/06/2008	30	0	30
2008-28	FIDLER	COOLEY	NARCOTICS	WC	D	02/06/2008	30	0	30
2008-29	FIDLER	COOLEY	NARCOTICS	WC	D	02/06/2008	30	1	60
2008-30	FIDLER	COOLEY	NARCOTICS	WC	D	02/11/2008	30	0	30
2008-31	FIDLER	COOLEY	NARCOTICS	WC,OO	D	02/13/2008	30	0	30
2008-32	FIDLER	COOLEY	NARCOTICS	WC	D	02/14/2008	30	0	30
2008-33	FIDLER	COOLEY	NARCOTICS	WC	D	02/14/2008	30	0	30
2008-34	FIDLER	COOLEY	NARCOTICS	WC	D	02/14/2008	30	0	30
2008-35	FIDLER	COOLEY	NARCOTICS	WC	D	02/19/2008	30	0	30
2008-36	FIDLER	COOLEY	NARCOTICS	WC	D	02/20/2008	30	0	30
2008-37	FIDLER	COOLEY	NARCOTICS	WC	D	02/21/2008	30	0	30
2008-38	FIDLER	COOLEY	NARCOTICS	WC	D	02/22/2008	30	0	30
2008-39	FIDLER	COOLEY	NARCOTICS	WC	D	02/25/2008	30	0	30
2008-40	FIDLER	COOLEY	NARCOTICS	WC	D	02/25/2008	30	1	60
2008-41	FIDLER	COOLEY	NARCOTICS	WC	D	02/26/2008	30	0	30
2008-42	FIDLER	COOLEY	NARCOTICS	WC	D	03/03/2008	30	0	30
2008-43	FIDLER	COOLEY	NARCOTICS	WC	D	03/04/2008	30	0	30
2008-44	FIDLER	COOLEY	NARCOTICS	WC	D	03/05/2008	30	0	30
2008-45	FIDLER	COOLEY	NARCOTICS	WC	D	03/06/2008	30	0	30
2008-46	FIDLER	COOLEY	NARCOTICS	WC	D	03/07/2008	30	0	30
2008-47	FIDLER	COOLEY	NARCOTICS	WC	D	03/10/2008	30	1	60
2008-48	FIDLER	COOLEY	NARCOTICS	WC	D	03/11/2008	30	0	30
2008-49	FIDLER	COOLEY	NARCOTICS	WC	D	03/12/2008	30	0	30
2008-50	FIDLER	COOLEY	NARCOTICS	WC	D	03/13/2008	30	1	60
2008-51	FIDLER	COOLEY	NARCOTICS	WC	D	03/13/2008	30	0	30
2008-52	FIDLER	COOLEY	NARCOTICS	WC	D	03/14/2008	30	0	30
2008-53	FIDLER	COOLEY	NARCOTICS	WC	D	03/17/2008	30	1	60
2008-54	FIDLER	COOLEY	NARCOTICS	WC	D	03/18/2008	30	1	60
2008-55	FIDLER	COOLEY	NARCOTICS	WC	D	03/19/2008	30	0	30
2008-56	FIDLER	COOLEY	NARCOTICS	WC	D	03/20/2008	30	0	30

¹ The prosecuting official authorized the filing of the application under provisions of the state's statute. (See Table 1 for this state's statutory citation.)

² Type: WC = Cellular or Mobile Telephone (Wire), WS = Standard Telephone (Wire), WO = Other (Wire), OM = Microphone (Oral), OO = Other (Oral), ED = Digital Pager (Electronic), EE = Computer or E-Mail (Electronic), EF = Fax Machine (Electronic), EO = Other (Electronic).

³ Location: D = Portable Device, H = Personal Residence, B = Business, A = Public Area, O = Other Location, R = Roving (Relaxed Specification Order), N = Not Specified.

* The first four digits of the A.O. number represent the year in which the wiretap was terminated. Wiretaps that were terminated prior to 2008 were not reported previously because they were part of ongoing investigations.

TABLE B-1
STATE CALIFORNIA

CALENDAR YEAR 2008

**REPORT BY PROSECUTORS OF COURT-AUTHORIZED INTERCEPTS OF WIRE, ORAL, OR ELECTRONIC COMMUNICATIONS
PURSUANT TO 18 U.S.C. 2519**

A.O. Number *	Number Of Days in Oper- ation ⁴	Average Inter- cepts per Day	Number of ⁵			Costs		Number of					
			Persons Inter- cepted	Intercepts	Incrim- inating Intercepts	Total Cost in \$	Other Than Manpower in \$	Arrests	Trials	Motions to Suppress Intercepts ⁶			Persons Con- victed
										G	D	P	
LOS ANGELES (CONTINUED)													
2008-25	26	306	431	7,961	270	135,326	2,726	1	-	-	-	-	-
2008-26	58	31	24	1,818	350	40,000	4,000	-	-	-	-	-	-
2008-27	30	40	19	1,213	162	11,122	2,000	8	-	-	-	-	-
2008-28	30	312	61	9,362	449	21,400	1,400	-	-	-	-	-	-
2008-29	60	23	20	1,368	255	17,800	800	-	-	-	-	-	-
2008-30	30	57	59	1,706	269	20,000	2,000	-	-	-	-	-	-
2008-31	30	19	18	566	127	RELATED TO NO. 2008-51		4	1	-	-	-	1
2008-32	30	61	69	1,840	363	41,228	4,000	-	-	-	-	-	-
2008-33	30	38	41	1,141	337	40,000	4,000	-	-	-	-	-	-
2008-34	30	28	81	843	349	20,600	3,600	1	-	-	-	-	-
2008-35	30	3	8	89	53	20,614	2,000	-	-	-	-	-	-
2008-36	30	17	26	500	98	20,744	2,500	-	-	-	-	-	-
2008-37	30	5	10	142	44	20,744	2,500	-	-	-	-	-	-
2008-38	27	64	9	1,738	155	20,000	2,000	-	-	-	-	-	-
2008-39	30	233	332	6,991	472	39,000	3,000	-	-	-	-	-	-
2008-40	30	131	31	3,922	250	20,000	2,000	2	-	-	-	-	-
2008-41	22	5	7	116	37	15,650	2,000	1	-	-	-	-	1
2008-42	16	-	-	-	-	36,000	18,000	-	-	-	-	-	-
2008-43	30	16	45	489	227	20,620	2,000	12	-	-	-	-	-
2008-44	30	20	37	596	70	18,800	2,000	15	-	-	-	-	-
2008-45	17	163	20	2,768	370	23,244	5,000	-	-	-	-	-	-
2008-46	21	4	17	89	4	14,600	1,600	-	-	-	-	-	-
2008-47	60	802	241	48,126	989	86,080	12,000	-	-	-	-	-	-
2008-48	29	6	6	167	4	20,000	2,000	-	-	-	-	-	-
2008-49	I	-	-	-	-	-	-	-	-	-	-	-	-
2008-50	60	27	100	1,618	337	41,000	4,000	-	-	-	-	-	-
2008-51	30	12	21	351	54	70,591	5,440	-	-	-	-	-	-
2008-52	20	8	19	159	62	20,000	2,000	-	-	-	-	-	-
2008-53	20	6	10	130	91	32,700	14,500	1	-	-	-	-	-
2008-54	60	17	51	1,006	216	40,000	4,000	-	-	-	-	-	-
2008-55	30	6	15	195	75	20,620	2,000	12	-	-	-	-	-
2008-56	30	5	5	137	67	20,614	2,000	RELATED TO NO. 2008-21					

⁴ NI indicates never installed. I indicates installed but never used. NP indicates no prosecutor's report.

⁵ NR indicates not reported or could not be determined.

⁶ Motions: G = Granted, D = Denied, P = Pending.

* The first four digits of the A.O. number represent the year in which the wiretap was terminated. Wiretaps that were terminated prior to 2008 were not reported previously because they were part of ongoing investigations.

TABLE B-1
STATE CALIFORNIA

CALENDAR YEAR 2008

**REPORT BY JUDGES OF COURT-AUTHORIZED INTERCEPTS OF WIRE, ORAL, OR ELECTRONIC COMMUNICATIONS
PURSUANT TO 18 U.S.C. 2519**

A.O. Number *	Authorizing Official		Offense Specified	Intercept		Date of Application	Authorized Length		
	Judge	Prosecutor ¹		Type ²	Location ³		Original Order (Days)	Number of Extensions	Total Length (Days)
LOS ANGELES (CONTINUED)									
2008-57	FIDLER	COOLEY	NARCOTICS	WC	D	03/20/2008	30	0	30
2008-58	FIDLER	COOLEY	NARCOTICS	WC	D	03/24/2008	30	0	30
2008-59	FIDLER	COOLEY	NARCOTICS	WC	D	03/26/2008	30	0	30
2008-60	FIDLER	COOLEY	NARCOTICS	WC	D	03/27/2008	30	0	30
2008-61	FIDLER	COOLEY	NARCOTICS	WC	D	03/28/2008	30	1	60
2008-62	FIDLER	COOLEY	NARCOTICS	WC	D	03/30/2008	30	0	30
2008-63	FIDLER	COOLEY	MURDER	WC	D	04/04/2008	30	0	30
2008-64	FIDLER	COOLEY	NARCOTICS	WC	D	04/08/2008	30	0	30
2008-65	FIDLER	COOLEY	NARCOTICS	WC	D	04/10/2008	30	0	30
2008-66	FIDLER	COOLEY	NARCOTICS	WC	D	04/10/2008	30	0	30
2008-67	FIDLER	COOLEY	NARCOTICS	WC	D	04/10/2008	30	0	30
2008-68	FIDLER	COOLEY	NARCOTICS	WC	D	04/15/2008	30	0	30
2008-69	FIDLER	COOLEY	NARCOTICS	WC	D	04/15/2008	30	0	30
2008-70	FIDLER	COOLEY	NARCOTICS	WC	D	04/16/2008	30	0	30
2008-71	FIDLER	COOLEY	NARCOTICS	WC	D	04/17/2008	30	0	30
2008-72	FIDLER	COOLEY	NARCOTICS	WC	D	04/18/2008	30	0	30
2008-73	FIDLER	COOLEY	NARCOTICS	WC	D	04/18/2008	30	0	30
2008-74	FIDLER	COOLEY	NARCOTICS	WC	D	04/18/2008	30	0	30
2008-75	FIDLER	COOLEY	NARCOTICS	WC	D	04/21/2008	30	0	30
2008-76	FIDLER	COOLEY	NARCOTICS	WC	D	04/21/2008	30	0	30
2008-77	FIDLER	COOLEY	NARCOTICS	WC	D	04/22/2008	30	0	30
2008-78	FIDLER	COOLEY	NARCOTICS	WC	D	04/23/2008	30	0	30
2008-79	FIDLER	COOLEY	OTHER	WC	D	04/23/2008	30	0	30
2008-80	FIDLER	COOLEY	NARCOTICS	WC	D	04/23/2008	30	0	30
2008-81	FIDLER	COOLEY	NARCOTICS	WC	D	04/28/2008	30	0	30
2008-82	FIDLER	COOLEY	NARCOTICS	WC	D	04/29/2008	30	0	30
2008-83	FIDLER	COOLEY	NARCOTICS	WC	D	04/29/2008	30	1	60
2008-84	FIDLER	COOLEY	NARCOTICS	WC	D	05/02/2008	30	1	60
2008-85	FIDLER	COOLEY	NARCOTICS	WC	D	05/02/2008	30	1	60
2008-86	FIDLER	COOLEY	NARCOTICS	WC	R	05/02/2008	30	2	90
2008-87	FIDLER	COOLEY	NARCOTICS	WC	D	05/07/2008	30	0	30
2008-88	FIDLER	COOLEY	NARCOTICS	WC	D	05/07/2008	30	0	30

¹ The prosecuting official authorized the filing of the application under provisions of the state's statute. (See Table 1 for this state's statutory citation.)

² Type: WC = Cellular or Mobile Telephone (Wire), WS = Standard Telephone (Wire), WO = Other (Wire), OM = Microphone (Oral), OO = Other (Oral), ED = Digital Pager (Electronic), EE = Computer or E-Mail (Electronic), EF = Fax Machine (Electronic), EO = Other (Electronic).

³ Location: D = Portable Device, H = Personal Residence, B = Business, A = Public Area, O = Other Location, R = Roving (Relaxed Specification Order), N = Not Specified.

* The first four digits of the A.O. number represent the year in which the wiretap was terminated. Wiretaps that were terminated prior to 2008 were not reported previously because they were part of ongoing investigations.

TABLE B-1
STATE CALIFORNIA

CALENDAR YEAR 2008

**REPORT BY PROSECUTORS OF COURT-AUTHORIZED INTERCEPTS OF WIRE, ORAL, OR ELECTRONIC COMMUNICATIONS
PURSUANT TO 18 U.S.C. 2519**

A.O. Number *	Number Of Days in Oper- ation ⁴	Average Inter- cepts per Day	Number of ⁵			Costs		Number of					
			Persons Inter- cepted	Intercepts	Incrim- inating Intercepts	Total Cost in \$	Other Than Manpower in \$	Arrests	Trials	Motions to Suppress Intercepts ⁶			Persons Con- victed
										G	D	P	
LOS ANGELES (CONTINUED)													
2008-57	30	105	60	3,159	234	13,800	2,800	-	-	-	-	-	-
2008-58	28	3	10	78	57	21,200	2,600	-	-	-	-	-	-
2008-59	30	44	NR	1,329	352	20,000	2,000	-	-	-	-	-	-
2008-60	29	-	-	-	-	20,000	2,000	-	-	-	-	-	-
2008-61	30	45	NR	1,346	78	20,000	2,000	-	-	-	-	-	-
2008-62	6	6	26	36	21	12,750	800	-	-	-	-	-	-
2008-63	30	507	57	15,223	276	38,000	3,000	-	-	-	-	-	-
2008-64	30	17	20	497	40	21,000	3,000	3	-	-	-	-	-
2008-65	30	28	68	831	635	20,928	2,200	-	-	-	-	-	-
2008-66	30	28	68	831	635	20,928	2,200	-	-	-	-	-	-
2008-67	30	17	7	502	67	20,000	2,000	-	-	-	-	-	-
2008-68	30	39	26	1,168	332	20,620	2,000	12	-	-	-	-	-
2008-69	NI	-	-	-	-	-	-	-	-	-	-	-	-
2008-70	27	34	12	922	275	20,614	2,000	RELATED TO NO. 2008-21					
2008-71	30	18	32	540	204	20,620	2,000	-	-	-	-	-	-
2008-72	30	190	93	5,690	19	20,640	2,000	-	-	-	-	-	-
2008-73	16	17	39	271	56	16,664	5,440	2	-	-	-	-	-
2008-74	9	-	-	-	-	8,180	2,600	-	-	-	-	-	-
2008-75	14	100	80	1,396	32	21,400	1,400	-	-	-	-	-	-
2008-76	30	190	93	5,690	19	20,640	2,000	-	-	-	-	-	-
2008-77	30	-	NR	2	NR	20,000	2,000	-	-	-	-	-	-
2008-78	29	-	NR	6	NR	20,000	2,000	-	-	-	-	-	-
2008-79	30	134	35	4,034	400	21,000	4,000	5	-	-	-	-	-
2008-80	21	124	32	2,611	797	20,614	2,000	5	-	-	-	-	4
2008-81	28	13	7	368	33	20,000	2,000	-	-	-	-	-	-
2008-82	30	82	100	2,462	437	50,834	14,000	RELATED TO NO. 2008-64					
2008-83	30	82	NR	2,451	516	20,000	2,000	-	-	-	-	-	-
2008-84	58	49	84	2,861	417	40,000	4,000	-	-	-	-	-	-
2008-85	58	24	68	1,410	417	40,000	4,000	-	-	-	-	-	-
2008-86	90	20	27	1,768	92	RELATED TO NO. 2008-127		RELATED TO NO. 2008-127					
2008-87	18	33	68	602	137	391,863	13,631	19	-	-	-	-	-
2008-88	30	14	11	416	45	20,417	2,000	-	-	-	-	-	-

⁴ NI indicates never installed. I indicates installed but never used. NP indicates no prosecutor's report.

⁵ NR indicates not reported or could not be determined.

⁶ Motions: G = Granted, D = Denied, P = Pending.

* The first four digits of the A.O. number represent the year in which the wiretap was terminated. Wiretaps that were terminated prior to 2008 were not reported previously because they were part of ongoing investigations.

TABLE B-1
STATE CALIFORNIA

CALENDAR YEAR 2008

**REPORT BY JUDGES OF COURT-AUTHORIZED INTERCEPTS OF WIRE, ORAL, OR ELECTRONIC COMMUNICATIONS
PURSUANT TO 18 U.S.C. 2519**

A.O. Number *	Authorizing Official		Offense Specified	Intercept		Date of Application	Authorized Length		
	Judge	Prosecutor ¹		Type ²	Location ³		Original Order (Days)	Number of Extensions	Total Length (Days)
LOS ANGELES (CONTINUED)									
2008-89	FIDLER	COOLEY	NARCOTICS	WC	D	05/07/2008	30	0	30
2008-90	FIDLER	COOLEY	NARCOTICS	WC	D	05/07/2008	30	0	30
2008-91	FIDLER	COOLEY	NARCOTICS	WC	D	05/09/2008	30	0	30
2008-92	FIDLER	COOLEY	NARCOTICS	WC	D	05/09/2008	30	0	30
2008-93	FIDLER	COOLEY	NARCOTICS	WC	D	05/09/2008	30	0	30
2008-94	FIDLER	COOLEY	NARCOTICS	WC	D	05/12/2008	30	0	30
2008-95	FIDLER	COOLEY	MURDER	WC,WS	D,H	05/13/2008	30	0	30
2008-96	FIDLER	COOLEY	NARCOTICS	WC	D	05/15/2008	30	0	30
2008-97	FIDLER	COOLEY	NARCOTICS	WC	D	05/15/2008	30	0	30
2008-98	FIDLER	COOLEY	MURDER	WC	D	05/15/2008	30	0	30
2008-99	FIDLER	COOLEY	NARCOTICS	WC	D	05/16/2008	30	0	30
2008-100	FIDLER	COOLEY	NARCOTICS	WC	D	05/21/2008	30	0	30
2008-101	FIDLER	COOLEY	NARCOTICS	WC	D	05/21/2008	30	0	30
2008-102	FIDLER	COOLEY	NARCOTICS	WC	D	05/22/2008	30	1	60
2008-103	FIDLER	COOLEY	NARCOTICS	WC	D	05/29/2008	30	1	60
2008-104	FIDLER	COOLEY	MURDER	WC	D	05/29/2008	30	0	30
2008-105	FIDLER	COOLEY	NARCOTICS	WC	D	05/30/2008	30	0	30
2008-106	FIDLER	COOLEY	NARCOTICS	WC	D	06/02/2008	30	0	30
2008-107	FIDLER	COOLEY	NARCOTICS	WC	D	06/04/2008	30	0	30
2008-108	FIDLER	COOLEY	NARCOTICS	WC	D	06/05/2008	30	1	60
2008-109	FIDLER	COOLEY	MURDER	WC	D	06/06/2008	30	1	60
2008-110	FIDLER	COOLEY	NARCOTICS	WC	D	06/06/2008	30	1	60
2008-111	FIDLER	COOLEY	MURDER	WC,WS	D,B	06/06/2008	30	0	30
2008-112	FIDLER	COOLEY	MURDER	WC	D	06/12/2008	30	1	60
2008-113	FIDLER	COOLEY	NARCOTICS	WC	D	06/13/2008	30	0	30
2008-114	FIDLER	COOLEY	NARCOTICS	WC	D	06/13/2008	30	0	30
2008-115	FIDLER	COOLEY	NARCOTICS	WC	D	06/13/2008	30	0	30
2008-116	FIDLER	COOLEY	NARCOTICS	WC	D	06/17/2008	30	0	30
2008-117	FIDLER	COOLEY	MURDER	WC,WS	D,H	06/17/2008	30	0	30
2008-118	FIDLER	COOLEY	NARCOTICS	WC	D	06/19/2008	30	0	30
2008-119	FIDLER	COOLEY	NARCOTICS	WC	D	06/20/2008	30	0	30
2008-120	FIDLER	COOLEY	NARCOTICS	WC	D	06/20/2008	30	0	30

¹ The prosecuting official authorized the filing of the application under provisions of the state's statute. (See Table 1 for this state's statutory citation.)

² Type: WC = Cellular or Mobile Telephone (Wire), WS = Standard Telephone (Wire), WO = Other (Wire), OM = Microphone (Oral), OO = Other (Oral), ED = Digital Pager (Electronic), EE = Computer or E-Mail (Electronic), EF = Fax Machine (Electronic), EO = Other (Electronic).

³ Location: D = Portable Device, H = Personal Residence, B = Business, A = Public Area, O = Other Location, R = Roving (Relaxed Specification Order), N = Not Specified.

* The first four digits of the A.O. number represent the year in which the wiretap was terminated. Wiretaps that were terminated prior to 2008 were not reported previously because they were part of ongoing investigations.

TABLE B-1
STATE CALIFORNIA

CALENDAR YEAR 2008

**REPORT BY PROSECUTORS OF COURT-AUTHORIZED INTERCEPTS OF WIRE, ORAL, OR ELECTRONIC COMMUNICATIONS
PURSUANT TO 18 U.S.C. 2519**

A.O. Number *	Number Of Days in Oper- ation ⁴	Average Inter- cepts per Day	Number of ⁵			Costs		Number of					
			Persons Inter- cepted	Intercepts	Incrim- inating Intercepts	Total Cost in \$	Other Than Manpower in \$	Arrests	Trials	Motions to Suppress Intercepts ⁶			Persons Con- victed
										G	D	P	
LOS ANGELES (CONTINUED)													
2008-89	30	1	4	25	17	19,200	2,600	-	-	-	-	-	-
2008-90	30	-	5	15	12	19,650	1,450	-	-	-	-	-	-
2008-91	30	10	26	297	56	23,600	2,000	-	-	-	-	-	-
2008-92	30	2	2	58	8	18,200	200	-	-	-	-	-	-
2008-93	30	10	26	297	56	23,600	2,000	-	-	-	-	-	-
2008-94	30	29	27	866	108	20,244	2,000	1	-	-	-	-	1
2008-95	30	21	12	627	-	46,200	7,800	-	-	-	-	-	-
2008-96	30	93	156	2,785	105	20,640	2,000	-	-	-	-	-	-
2008-97	30	31	467	941	63	181,610	1,610	-	-	-	-	-	-
2008-98	30	45	62	1,338	75	RELATED TO NO. 2008-127		RELATED TO NO. 2008-127					
2008-99	30	93	156	2,785	105	20,640	2,000	-	-	-	-	-	-
2008-100	30	36	30	1,066	188	20,477	2,000	1	-	-	-	-	-
2008-101	7	20	7	138	43	6,500	2,000	3	-	-	-	-	-
2008-102	60	23	37	1,367	53	40,000	4,000	-	-	-	-	-	-
2008-103	60	28	29	1,667	300	103,244	38,244	-	-	-	-	-	-
2008-104	27	16	60	433	26	RELATED TO NO. 2008-87		RELATED TO NO. 2008-87					
2008-105	30	42	12	1,273	73	4,400	2,000	1	-	-	-	-	1
2008-106	30	64	113	1,917	62	24,840	4,000	-	-	-	-	-	-
2008-107	29	75	982	2,185	315	20,234	1,620	-	-	-	-	-	-
2008-108	58	53	NR	3,067	63	-	-	-	-	-	-	-	-
2008-109	53	70	283	3,709	1,199	RELATED TO NO. 2008-87		RELATED TO NO. 2008-87					
2008-110	49	34	79	1,644	340	81,902	12,000	2	-	-	-	-	-
2008-111	14	420	78	5,884	-	37,100	1,100	-	-	-	-	-	-
2008-112	47	82	371	3,843	1,189	RELATED TO NO. 2008-87		RELATED TO NO. 2008-87					
2008-113	30	33	100	1,000	800	20,215	1,600	-	-	-	-	-	-
2008-114	14	32	11	449	94	20,000	2,000	-	-	-	-	-	-
2008-115	30	33	100	1,000	800	20,215	1,600	-	-	-	-	-	-
2008-116	30	8	10	246	19	20,000	2,000	-	-	-	-	-	-
2008-117	30	23	15	695	5	RELATED TO NO. 2008-127		RELATED TO NO. 2008-127					
2008-118	24	-	NR	9	NR	16,734	2,000	1	-	-	-	-	1
2008-119	30	33	100	1,000	800	20,215	1,600	-	-	-	-	-	-
2008-120	30	33	100	1,000	800	20,215	1,600	-	-	-	-	-	-

⁴ NI indicates never installed. I indicates installed but never used. NP indicates no prosecutor's report.

⁵ NR indicates not reported or could not be determined.

⁶ Motions: G = Granted, D = Denied, P = Pending.

* The first four digits of the A.O. number represent the year in which the wiretap was terminated. Wiretaps that were terminated prior to 2008 were not reported previously because they were part of ongoing investigations.

TABLE B-1
STATE CALIFORNIA

CALENDAR YEAR 2008

**REPORT BY JUDGES OF COURT-AUTHORIZED INTERCEPTS OF WIRE, ORAL, OR ELECTRONIC COMMUNICATIONS
PURSUANT TO 18 U.S.C. 2519**

A.O. Number *	Authorizing Official		Offense Specified	Intercept		Date of Application	Authorized Length		
	Judge	Prosecutor ¹		Type ²	Location ³		Original Order (Days)	Number of Extensions	Total Length (Days)
LOS ANGELES (CONTINUED)									
2008-121	FIDLER	COOLEY	NARCOTICS	WC	D	06/23/2008	30	0	30
2008-122	FIDLER	COOLEY	NARCOTICS	WC	D	06/23/2008	30	0	30
2008-123	FIDLER	COOLEY	NARCOTICS	WC	D	06/25/2008	30	0	30
2008-124	FIDLER	COOLEY	MURDER	WC,WS	D,H	06/25/2008	30	2	90
2008-125	FIDLER	COOLEY	NARCOTICS	WC	D	06/27/2008	30	0	30
2008-126	FIDLER	COOLEY	NARCOTICS	WC	D	06/27/2008	30	0	30
2008-127	FIDLER	COOLEY	MURDER	WC	D	06/27/2008	30	0	30
2008-128	FIDLER	COOLEY	NARCOTICS	WC	D	07/01/2008	30	1	60
2008-129	FIDLER	COOLEY	NARCOTICS	WC	D	07/01/2008	30	0	30
2008-130	FIDLER	COOLEY	NARCOTICS	WC	D	07/02/2008	30	1	60
2008-131	FIDLER	COOLEY	NARCOTICS	WC	D	07/02/2008	30	0	30
2008-132	FIDLER	COOLEY	NARCOTICS	WC	D	07/02/2008	30	1	60
2008-133	FIDLER	COOLEY	NARCOTICS	WC	D	07/14/2008	30	0	30
2008-134	FIDLER	COOLEY	NARCOTICS	WC	D	07/15/2008	30	0	30
2008-135	FIDLER	COOLEY	NARCOTICS	WC	D	07/15/2008	30	0	30
2008-136	FIDLER	COOLEY	NARCOTICS	WC	D	07/16/2008	30	1	60
2008-137	FIDLER	COOLEY	NARCOTICS	WC	D	07/16/2008	30	0	30
2008-138	FIDLER	COOLEY	NARCOTICS	WC	D	07/17/2008	30	0	30
2008-139	FIDLER	COOLEY	NARCOTICS	WC	D	07/21/2008	30	0	30
2008-140	FIDLER	COOLEY	NARCOTICS	WC	D	07/21/2008	30	0	30
2008-141	FIDLER	COOLEY	NARCOTICS	WC	D	07/23/2008	30	0	30
2008-142	FIDLER	COOLEY	NARCOTICS	WC	D	07/23/2008	30	0	30
2008-143	FIDLER	COOLEY	NARCOTICS	WC	D	07/24/2008	30	1	60
2008-144	FIDLER	COOLEY	NARCOTICS	WC	D	07/24/2008	30	0	30
2008-145	FIDLER	COOLEY	MURDER	WC,WS	D,H	07/24/2008	30	0	30
2008-146	FIDLER	COOLEY	NARCOTICS	WC	D	08/01/2008	30	0	30
2008-147	FIDLER	COOLEY	NARCOTICS	WC	D	08/05/2008	30	0	30
2008-148	FIDLER	COOLEY	NARCOTICS	WC	D	08/08/2008	30	0	30
2008-149	FIDLER	COOLEY	NARCOTICS	WC	D	08/14/2008	30	0	30
2008-150	FIDLER	COOLEY	NARCOTICS	WC	D	08/15/2008	30	0	30
2008-151	FIDLER	COOLEY	NARCOTICS	WC,WS	D,H	08/15/2008	30	1	60
2008-152	FIDLER	COOLEY	MURDER	WC	D	08/18/2008	30	0	30

¹ The prosecuting official authorized the filing of the application under provisions of the state's statute. (See Table 1 for this state's statutory citation.)

² Type: WC = Cellular or Mobile Telephone (Wire), WS = Standard Telephone (Wire), WO = Other (Wire), OM = Microphone (Oral), OO = Other (Oral), ED = Digital Pager (Electronic), EE = Computer or E-Mail (Electronic), EF = Fax Machine (Electronic), EO = Other (Electronic).

³ Location: D = Portable Device, H = Personal Residence, B = Business, A = Public Area, O = Other Location, R = Roving (Relaxed Specification Order), N = Not Specified.

* The first four digits of the A.O. number represent the year in which the wiretap was terminated. Wiretaps that were terminated prior to 2008 were not reported previously because they were part of ongoing investigations.

TABLE B-1
STATE CALIFORNIA

CALENDAR YEAR 2008

**REPORT BY PROSECUTORS OF COURT-AUTHORIZED INTERCEPTS OF WIRE, ORAL, OR ELECTRONIC COMMUNICATIONS
PURSUANT TO 18 U.S.C. 2519**

A.O. Number *	Number Of Days in Oper- ation ⁴	Average Inter- cepts per Day	Number of ⁵			Costs		Number of					
			Persons Inter- cepted	Intercepts	Incrim- inating Intercepts	Total Cost in \$	Other Than Manpower in \$	Arrests	Trials	Motions to Suppress Intercepts ⁶			Persons Con- victed
										G	D	P	
LOS ANGELES (CONTINUED)													
2008-121	30	40	49	1,192	42	20,000	2,000	-	-	-	-	-	-
2008-122	30	40	49	1,192	42	20,000	2,000	-	-	-	-	-	-
2008-123	30	182	80	5,473	388	51,500	1,400	-	-	-	-	-	-
2008-124	30	167	66	5,012	92	-	-	-	-	-	-	-	-
2008-125	8	-	2	2	2	7,011	1,000	-	-	-	-	-	-
2008-126	17	54	11	916	177	3,360	2,000	3	-	-	-	-	1
2008-127	30	3	27	82	21	212,772	21,000	12	-	-	-	-	-
2008-128	48	23	19	1,125	488	31,300	2,300	-	-	-	-	-	-
2008-129	30	35	29	1,062	116	40,129	2,900	-	-	-	-	-	-
2008-130	30	91	NR	2,729	195	33,700	1,700	-	-	-	-	-	-
2008-131	30	17	48	513	87	20,234	1,620	-	-	-	-	-	-
2008-132	30	91	NR	2,729	195	33,700	1,700	-	-	-	-	-	-
2008-133	30	9	25	257	72	RELATED TO NO. 2008-110		RELATED TO NO. 2008-110					
2008-134	25	106	9	2,654	136	-	-	-	-	-	-	-	-
2008-135	30	22	NR	674	158	20,000	2,000	-	-	-	-	-	-
2008-136	56	13	13	732	112	20,000	2,000	-	-	-	-	-	-
2008-137	30	93	10	2,803	1,187	39,200	3,200	-	-	-	-	-	-
2008-138	NP	-	-	-	-	-	-	-	-	-	-	-	-
2008-139	NP	-	-	-	-	-	-	-	-	-	-	-	-
2008-140	20	35	328	691	73	20,234	1,620	-	-	-	-	-	-
2008-141	30	16	21	481	95	23,500	2,500	-	-	-	-	-	-
2008-142	9	-	-	-	-	8,738	725	-	-	-	-	-	-
2008-143	58	91	77	5,289	653	20,000	2,000	-	-	-	-	-	-
2008-144	NP	-	-	-	-	-	-	-	-	-	-	-	-
2008-145	30	85	57	2,560	111	-	-	-	-	-	-	-	-
2008-146	29	102	1,368	2,969	62	-	-	-	-	-	-	-	-
2008-147	29	25	NR	727	161	18,739	1,000	1	-	-	-	-	-
2008-148	29	14	17	403	88	RELATED TO NO. 2008-110		RELATED TO NO. 2008-110					
2008-149	30	86	220	2,585	831	42,800	2,800	-	-	-	-	-	-
2008-150	30	3	25	102	17	16,713	1,700	-	-	-	-	-	-
2008-151	35	32	NR	1,111	62	44,934	6,000	2	-	-	-	-	-
2008-152	30	18	29	543	59	RELATED TO NO. 2008-110		RELATED TO NO. 2008-110					

⁴ NI indicates never installed. I indicates installed but never used. NP indicates no prosecutor's report.

⁵ NR indicates not reported or could not be determined.

⁶ Motions: G = Granted, D = Denied, P = Pending.

* The first four digits of the A.O. number represent the year in which the wiretap was terminated. Wiretaps that were terminated prior to 2008 were not reported previously because they were part of ongoing investigations.

TABLE B-1
STATE CALIFORNIA

CALENDAR YEAR 2008

**REPORT BY JUDGES OF COURT-AUTHORIZED INTERCEPTS OF WIRE, ORAL, OR ELECTRONIC COMMUNICATIONS
PURSUANT TO 18 U.S.C. 2519**

A.O. Number *	Authorizing Official		Offense Specified	Intercept		Date of Application	Authorized Length		
	Judge	Prosecutor ¹		Type ²	Location ³		Original Order (Days)	Number of Extensions	Total Length (Days)
LOS ANGELES (CONTINUED)									
2008-153	FIDLER	COOLEY	NARCOTICS	WC	D	08/20/2008	30	1	60
2008-154	FIDLER	COOLEY	NARCOTICS	WC	D	08/20/2008	30	1	60
2008-155	FIDLER	COOLEY	NARCOTICS	WC	D	09/01/2008	30	0	30
2008-156	FIDLER	COOLEY	NARCOTICS	WC	D	09/01/2008	30	0	30
2008-157	FIDLER	COOLEY	NARCOTICS	WC	D	09/04/2008	30	0	30
2008-158	FIDLER	COOLEY	MURDER	WC	D	09/05/2008	30	1	60
2008-159	FIDLER	COOLEY	NARCOTICS	WC	D	09/05/2008	30	0	30
2008-160	FIDLER	COOLEY	NARCOTICS	WC	D	09/10/2008	30	2	90
2008-161	FIDLER	COOLEY	NARCOTICS	WC	D	09/16/2008	30	1	60
2008-162	FIDLER	COOLEY	NARCOTICS	WC	D	09/17/2008	30	0	30
2008-163	FIDLER	COOLEY	NARCOTICS	WC	D	09/19/2008	30	0	30
2008-164	FIDLER	COOLEY	MURDER	WC,WS	D,H	09/22/2008	30	2	90
2008-165	FIDLER	COOLEY	NARCOTICS	WC	D	09/29/2008	30	0	30
2008-166	FIDLER	COOLEY	NARCOTICS	WC	D	09/29/2008	30	0	30
2008-167	FIDLER	COOLEY	NARCOTICS	WC	D	09/30/2008	30	0	30
2008-168	FIDLER	COOLEY	NARCOTICS	WC	D	10/04/2008	30	0	30
2008-169	FIDLER	COOLEY	MURDER	WC	D	10/09/2008	30	0	30
2008-170	FIDLER	COOLEY	NARCOTICS	WC	D	10/22/2008	30	0	30
2008-171	FIDLER	COOLEY	NARCOTICS	WC	D	10/22/2008	30	0	30
2008-172	FIDLER	COOLEY	NARCOTICS	WC	D	10/23/2008	30	1	60
2008-173	FIDLER	COOLEY	NARCOTICS	WC	D	10/28/2008	30	0	30
2008-174	FIDLER	COOLEY	NARCOTICS	WC	D	11/10/2008	30	0	30
2008-175	FIDLER	COOLEY	NARCOTICS	WC	D	11/18/2008	30	0	30
2008-176	FIDLER	COOLEY	NARCOTICS	WC	D	11/19/2008	30	0	30
2008-177	FIDLER	COOLEY	NARCOTICS	WC	D	11/19/2008	30	0	30
2008-178	FIDLER	COOLEY	NARCOTICS	WC	D	11/21/2008	30	0	30
2008-179	FIDLER	COOLEY	NARCOTICS	WC	D	11/24/2008	30	0	30
2008-180	FIDLER	COOLEY	NARCOTICS	WC	D	11/26/2008	30	0	30
2008-181	FIDLER	COOLEY	NARCOTICS	WC	D	11/29/2008	30	0	30
2007-292	FIDLER	COOLEY	NARCOTICS	WC	D	01/18/2007	30	0	30
2007-293	FIDLER	COOLEY	NARCOTICS	WC	D	03/06/2007	30	0	30
2007-294	FIDLER	COOLEY	NARCOTICS	WC	D	11/01/2007	30	0	30

¹ The prosecuting official authorized the filing of the application under provisions of the state's statute. (See Table 1 for this state's statutory citation.)

² Type: WC = Cellular or Mobile Telephone (Wire), WS = Standard Telephone (Wire), WO = Other (Wire), OM = Microphone (Oral), OO = Other (Oral), ED = Digital Pager (Electronic), EE = Computer or E-Mail (Electronic), EF = Fax Machine (Electronic), EO = Other (Electronic).

³ Location: D = Portable Device, H = Personal Residence, B = Business, A = Public Area, O = Other Location, R = Roving (Relaxed Specification Order), N = Not Specified.

* The first four digits of the A.O. number represent the year in which the wiretap was terminated. Wiretaps that were terminated prior to 2008 were not reported previously because they were part of ongoing investigations.

TABLE B-1
STATE CALIFORNIA

CALENDAR YEAR 2008

**REPORT BY PROSECUTORS OF COURT-AUTHORIZED INTERCEPTS OF WIRE, ORAL, OR ELECTRONIC COMMUNICATIONS
PURSUANT TO 18 U.S.C. 2519**

A.O. Number *	Number Of Days in Oper- ation ⁴	Average Inter- cepts per Day	Number of ⁵			Costs		Number of						
			Persons Inter- cepted	Intercepts	Incrim- inating Intercepts	Total Cost in \$	Other Than Manpower in \$	Arrests	Trials	Motions to Suppress Intercepts ⁶			Persons Con- victed	
										G	D	P		
LOS ANGELES (CONTINUED)														
2008-153	60	39	38	2,323	360	51,000	4,000	-	-	-	-	-	-	
2008-154	60	132	15	7,937	211	55,000	5,000	-	-	-	-	-	-	
2008-155	30	-	5	10	5	38,920	1,600	-	-	-	-	-	-	
2008-156	30	-	5	10	5	38,830	1,600	-	-	-	-	-	-	
2008-157	12	16	127	198	65	20,234	1,620	-	-	-	-	-	-	
2008-158	60	92	64	5,536	101	403,800	16,200	-	-	-	-	-	-	
2008-159	NP	-	-	-	-	-	-	-	-	-	-	-	-	
2008-160	86	21	278	1,803	193	60,000	6,000	-	-	-	-	-	-	
2008-161	60	31	47	1,877	239	40,000	4,000	-	-	-	-	-	-	
2008-162	14	34	138	476	-	12,452	1,700	-	-	-	-	-	-	
2008-163	NI	-	-	-	-	-	-	-	-	-	-	-	-	
2008-164	90	396	74	35,646	1,059	-	-	-	-	-	-	-	-	
2008-165	21	4	9	80	16	-	-	-	-	-	-	-	-	
2008-166	30	54	78	1,622	124	32,660	2,660	-	-	-	-	-	-	
2008-167	30	87	50	2,609	177	13,800	2,800	-	-	-	-	-	-	
2008-168	30	27	22	798	19	20,244	2,000	-	-	-	-	-	-	
2008-169	30	142	NR	4,275	261	108,418	6,030	-	-	-	-	-	-	
2008-170	26	13	20	341	111	-	-	-	-	-	-	-	-	
2008-171	13	-	-	-	-	20,014	1,400	-	-	-	-	-	-	
2008-172	57	36	127	2,067	241	64,750	5,000	1	-	-	-	-	-	
2008-173	25	9	33	218	170	21,515	2,900	-	-	-	-	-	-	
2008-174	30	4	4	126	49	20,220	1,500	-	-	-	-	-	-	
2008-175	22	-	2	5	-	15,741	1,420	-	-	-	-	-	-	
2008-176	5	30	9	150	41	4,276	1,400	-	-	-	-	-	-	
2008-177	30	4	12	120	23	22,000	4,000	-	-	-	-	-	-	
2008-178	12	32	57	379	102	25,996	1,825	-	-	-	-	-	-	
2008-179	30	46	470	1,374	-	33,400	1,400	-	-	-	-	-	-	
2008-180	30	47	124	1,424	-	3,500	1,750	-	-	-	-	-	-	
2008-181	30	9	10	277	33	20,417	2,000	-	-	-	-	-	-	
2007-292	30	1	5	44	2	23,212	2,500	-	-	-	-	-	-	
2007-293	30	91	14	2,736	440	13,122	4,000	-	-	-	-	-	-	
2007-294	14	8	24	107	45	13,500	1,500	-	-	-	-	-	-	

⁴ NI indicates never installed. I indicates installed but never used. NP indicates no prosecutor's report.

⁵ NR indicates not reported or could not be determined.

⁶ Motions: G = Granted, D = Denied, P = Pending.

* The first four digits of the A.O. number represent the year in which the wiretap was terminated. Wiretaps that were terminated prior to 2008 were not reported previously because they were part of ongoing investigations.

TABLE B-1
STATE CALIFORNIA

CALENDAR YEAR 2008

**REPORT BY JUDGES OF COURT-AUTHORIZED INTERCEPTS OF WIRE, ORAL, OR ELECTRONIC COMMUNICATIONS
PURSUANT TO 18 U.S.C. 2519**

A.O. Number *	Authorizing Official		Offense Specified	Intercept		Date of Application	Authorized Length		
	Judge	Prosecutor ¹		Type ²	Location ³		Original Order (Days)	Number of Extensions	Total Length (Days)
LOS ANGELES (CONTINUED)									
2007-295	FIDLER	COOLEY	NARCOTICS	WC	D	11/06/2007	30	0	30
2007-296	FIDLER	COOLEY	NARCOTICS	WC	D	11/15/2007	30	0	30
2007-297	FIDLER	COOLEY	NARCOTICS	WC	D	11/16/2007	30	0	30
2007-298	FIDLER	COOLEY	NARCOTICS	WC	D	11/20/2007	30	0	30
2007-299	FIDLER	COOLEY	NARCOTICS	WC	D	11/20/2007	30	0	30
2007-300	FIDLER	COOLEY	NARCOTICS	WC	D	11/21/2007	30	0	30
2007-301	FIDLER	COOLEY	NARCOTICS	WC	D	11/29/2007	30	0	30
2007-302	FIDLER	COOLEY	NARCOTICS	WC	D	12/14/2007	30	0	30
MERCED									
2007-1	DOUGHERTY	TRESIDDER	NARCOTICS	WC	D	03/12/2007	30	0	30
2007-2	KIRIHARA	MONSE	MURDER	WC	D	03/18/2007	30	0	30
2007-3	DOUGHERTY	TRESIDDER	NARCOTICS	WC	D	03/20/2007	30	0	30
2007-4	DOUGHERTY	TRESIDDER	NARCOTICS	WC	D	03/29/2007	30	1	60
2007-5	KIRIHARA	MONSE	NARCOTICS	WC	D	05/04/2007	30	3	120
NAPA									
2008-1	PRICE	GOOLD	MURDER	WC	D	08/27/2008	30	0	30
2008-2	PRICE	GOOLD	MURDER	WC	D	09/03/2008	30	0	30
2008-3	PRICE	GOOLD	MURDER	WC	D	09/26/2008	16	0	16
2008-4	PRICE	GOOLD	MURDER	WC	D	10/08/2008	3	0	3
ORANGE									
2008-1	STOTLER	RACKAUCKAS	NARCOTICS	WC	D	12/07/2007	30	0	30
2008-2	CONLEY	RACKAUCKAS	NARCOTICS	WC	D	12/13/2007	30	0	30
2008-3	STOTLER	RACKAUCKAS	NARCOTICS	WC	D	12/13/2007	30	0	30
2008-4	CONLEY	HATCHER	NARCOTICS	WC	D	12/20/2007	30	0	30
2008-5	CONLEY	MASANGKAY	NARCOTICS	WC	D	12/21/2007	30	0	30
2008-6	STOTLER	MASANGKAY	NARCOTICS	WC	D	05/11/2008	29	0	29
2007-1	STOTLER	MASANGKAY	NARCOTICS	WC	D	11/28/2006	30	0	30
2007-2	STOTLER	RACKAUCKAS	NARCOTICS	WC	D	01/03/2007	30	0	30
2007-3	STOTLER	MASANGKAY	NARCOTICS	WC	D	01/04/2007	30	0	30
2007-4	STOTLER	MASANGKAY	NARCOTICS	WC	D	01/05/2007	30	0	30
2007-5	STOTLER	MASANGKAY	NARCOTICS	WC	D	01/10/2007	30	1	60
2007-6	STOTLER	MASANGKAY	NARCOTICS	WC	D	01/31/2007	30	0	30

¹ The prosecuting official authorized the filing of the application under provisions of the state's statute. (See Table 1 for this state's statutory citation.)

² Type: WC = Cellular or Mobile Telephone (Wire), WS = Standard Telephone (Wire), WO = Other (Wire), OM = Microphone (Oral), OO = Other (Oral), ED = Digital Pager (Electronic), EE = Computer or E-Mail (Electronic), EF = Fax Machine (Electronic), EO = Other (Electronic).

³ Location: D = Portable Device, H = Personal Residence, B = Business, A = Public Area, O = Other Location, R = Roving (Relaxed Specification Order), N = Not Specified.

* The first four digits of the A.O. number represent the year in which the wiretap was terminated. Wiretaps that were terminated prior to 2008 were not reported previously because they were part of ongoing investigations.

TABLE B-1
STATE CALIFORNIA

CALENDAR YEAR 2008

**REPORT BY PROSECUTORS OF COURT-AUTHORIZED INTERCEPTS OF WIRE, ORAL, OR ELECTRONIC COMMUNICATIONS
PURSUANT TO 18 U.S.C. 2519**

A.O. Number *	Number Of Days in Oper- ation ⁴	Average Inter- cepts per Day	Number of ⁵			Costs		Number of					
			Persons Inter- cepted	Intercepts	Incrim- inating Intercepts	Total Cost in \$	Other Than Manpower in \$	Arrests	Trials	Motions to Suppress Intercepts ⁶			Persons Con- victed
										G	D	P	
LOS ANGELES (CONTINUED)													
2007-295	8	-	-	-	-	4,000	2,000	-	-	-	-	-	-
2007-296	30	17	44	524	187	20,000	2,000	-	-	-	-	-	-
2007-297	30	-	6	6	1	21,948	2,600	-	-	-	-	-	-
2007-298	30	18	24	539	168	32,500	4,500	-	-	-	-	-	-
2007-299	30	70	24	2,104	693	20,244	2,000	8	-	-	-	-	1
2007-300	28	66	28	1,859	49	20,000	2,000	-	-	-	-	-	-
2007-301	30	10	32	289	136	20,620	2,000	-	-	-	-	-	-
2007-302	30	20	42	585	86	21,845	700	-	-	-	-	-	-
MERCED													
2007-1	24	10	26	244	25	-	-	1	-	-	-	-	1
2007-2	2	12	4	23	17	16,300	4,800	1	-	-	-	-	-
2007-3	22	-	8	11	7	-	-	1	-	-	-	-	-
2007-4	48	3	29	146	8	-	-	-	-	-	-	-	-
2007-5	120	305	273	36,613	16,793	91,488	31,488	-	-	-	-	-	-
NAPA													
2008-1	3	631	NR	1,892	51	59,691	10,876	-	-	-	-	-	-
2008-2	I	-	-	-	-	RELATED TO NO. 2008-1		-	-	-	-	-	-
2008-3	6	638	NR	3,831	102	RELATED TO NO. 2008-1		-	-	-	-	-	-
2008-4	2	84	NR	168	1	RELATED TO NO. 2008-1		-	-	-	-	-	-
ORANGE													
2008-1	30	182	80	5,469	351	36,200	2,600	-	-	-	-	-	-
2008-2	NP	-	-	-	-	-	-	-	-	-	-	-	-
2008-3	NP	-	-	-	-	-	-	-	-	-	-	-	-
2008-4	30	10	168	305	52	19,450	1,450	-	-	-	-	-	-
2008-5	29	167	20	4,853	154	38,873	3,600	-	-	-	-	-	-
2008-6	29	19	8	546	117	14,400	2,400	-	-	-	-	-	-
2007-1	30	-	1	1	-	18,000	-	-	-	-	-	-	-
2007-2	30	48	227	1,434	314	23,344	5,100	1	-	-	-	-	1
2007-3	30	120	83	3,586	349	43,000	3,000	17	-	-	-	-	7
2007-4	30	3	8	85	5	20,725	2,480	-	-	-	-	-	-
2007-5	60	30	15	1,800	600	49,906	3,000	-	-	-	-	-	-
2007-6	20	82	110	1,648	310	19,220	975	-	-	-	-	-	-

⁴ NI indicates never installed. I indicates installed but never used. NP indicates no prosecutor's report.

⁵ NR indicates not reported or could not be determined.

⁶ Motions: G = Granted, D = Denied, P = Pending.

* The first four digits of the A.O. number represent the year in which the wiretap was terminated. Wiretaps that were terminated prior to 2008 were not reported previously because they were part of ongoing investigations.

TABLE B-1
STATE CALIFORNIA

CALENDAR YEAR 2008

**REPORT BY JUDGES OF COURT-AUTHORIZED INTERCEPTS OF WIRE, ORAL, OR ELECTRONIC COMMUNICATIONS
PURSUANT TO 18 U.S.C. 2519**

A.O. Number *	Authorizing Official		Offense Specified	Intercept		Date of Application	Authorized Length		
	Judge	Prosecutor ¹		Type ²	Location ³		Original Order (Days)	Number of Extensions	Total Length (Days)
ORANGE (CONTINUED)									
2007-7	STOTLER	MASANGKAY	NARCOTICS	WC	D	02/01/2007	30	1	60
2007-8	STOTLER	MASANGKAY	NARCOTICS	WC	D	02/05/2007	30	0	30
2007-9	STOTLER	BAKER	NARCOTICS	WC	D	02/09/2007	30	0	30
2007-10	STOTLER	MASANGKAY	NARCOTICS	WC	D	02/13/2007	30	0	30
2007-11	STOTLER	BAKER	NARCOTICS	WC	D	02/16/2007	30	0	30
2007-12	STOTLER	SALTZ	NARCOTICS	WC	D	02/20/2007	30	0	30
2007-13	STOTLER	MASANGKAY	NARCOTICS	WC	D	02/20/2007	30	0	30
2007-14	STOTLER	MASANGKAY	NARCOTICS	WC	D	02/27/2007	30	0	30
2007-15	STOTLER	MASANGKAY	NARCOTICS	WC	D	02/27/2007	30	0	30
2007-16	STOTLER	MASANGKAY	NARCOTICS	WC	D	03/01/2007	30	0	30
2007-17	STOTLER	MASANGKAY	NARCOTICS	WC	D	03/01/2007	30	0	30
2007-18	STOTLER	MASANGKAY	NARCOTICS	WC	D	03/02/2007	30	0	30
2007-19	STOTLER	MASANGKAY	NARCOTICS	WC	D	03/02/2007	30	0	30
2007-20	STOTLER	MASANGKAY	NARCOTICS	WC	D	03/03/2007	30	0	30
2007-21	STOTLER	MASANGKAY	NARCOTICS	WC	D	03/09/2007	30	0	30
2007-22	STOTLER	MASANGKAY	NARCOTICS	WC	D	03/20/2007	30	0	30
2007-23	STOTLER	MASANGKAY	NARCOTICS	WC	D	04/02/2007	30	0	30
2007-24	STOTLER	MASANGKAY	NARCOTICS	WC	D	04/04/2007	30	0	30
2007-25	STOTLER	MASANGKAY	NARCOTICS	WC	D	04/10/2007	30	0	30
2007-26	STOTLER	MASANGKAY	NARCOTICS	WC	D	04/13/2007	30	3	120
2007-27	STOTLER	SCHWARM	NARCOTICS	WC	D	04/18/2007	30	0	30
2007-28	STOTLER	SCHWARM	NARCOTICS	WC	D	04/24/2007	30	0	30
2007-29	STOTLER	MASANGKAY	NARCOTICS	WC,WS	D,H	04/30/2007	30	1	38
2007-30	STOTLER	MASANGKAY	NARCOTICS	WC	D	04/30/2007	30	2	90
2007-31	STOTLER	MASANGKAY	NARCOTICS	WC	D	05/03/2007	30	0	30
2007-32	STOTLER	MASANGKAY	NARCOTICS	WC	D	05/03/2007	30	0	30
2007-33	STOTLER	SCHWARM	NARCOTICS	WC	D	05/14/2007	30	0	30
2007-34	STOTLER	RACKAUCKAS	NARCOTICS	WC	D	05/21/2007	30	1	60
2007-35	STOTLER	MASANGKAY	NARCOTICS	WC	D	05/22/2007	30	1	60
2007-36	STOTLER	SCHWARM	NARCOTICS	WC	D	05/23/2007	30	0	30
2007-37	STOTLER	MASANGKAY	NARCOTICS	WC	D	05/25/2007	30	0	30
2007-38	STOTLER	MASANGKAY	NARCOTICS	WC	D	05/30/2007	30	2	90

¹ The prosecuting official authorized the filing of the application under provisions of the state's statute. (See Table 1 for this state's statutory citation.)

² Type: WC = Cellular or Mobile Telephone (Wire), WS = Standard Telephone (Wire), WO = Other (Wire), OM = Microphone (Oral), OO = Other (Oral), ED = Digital Pager (Electronic), EE = Computer or E-Mail (Electronic), EF = Fax Machine (Electronic), EO = Other (Electronic).

³ Location: D = Portable Device, H = Personal Residence, B = Business, A = Public Area, O = Other Location, R = Roving (Relaxed Specification Order), N = Not Specified.

* The first four digits of the A.O. number represent the year in which the wiretap was terminated. Wiretaps that were terminated prior to 2008 were not reported previously because they were part of ongoing investigations.

TABLE B-1
STATE CALIFORNIA

CALENDAR YEAR 2008

**REPORT BY PROSECUTORS OF COURT-AUTHORIZED INTERCEPTS OF WIRE, ORAL, OR ELECTRONIC COMMUNICATIONS
PURSUANT TO 18 U.S.C. 2519**

A.O. Number *	Number Of Days in Oper- ation ⁴	Average Inter- cepts per Day	Number of ⁵			Costs		Number of					
			Persons Inter- cepted	Intercepts	Incrim- inating Intercepts	Total Cost in \$	Other Than Manpower in \$	Arrests	Trials	Motions to Suppress Intercepts ⁶			Persons Con- victed
										G	D	P	
ORANGE (CONTINUED)													
2007-7	60	18	30	1,103	95	25,600	1,900	3	-	-	-	-	-
2007-8	30	147	87	4,412	424	46,000	6,000	RELATED TO NO. 2007-3					
2007-9	30	28	110	845	146	-	-	-	-	-	-	-	-
2007-10	30	419	240	12,570	4,128	78,960	6,000	-	-	-	-	-	-
2007-11	20	31	31	620	100	13,000	3,000	-	-	-	-	-	-
2007-12	30	-	-	-	-	19,450	1,450	-	-	-	-	-	-
2007-13	30	9	35	283	121	25,600	1,900	-	-	-	-	-	-
2007-14	20	10	14	198	19	13,400	1,400	-	-	-	-	-	-
2007-15	30	186	128	5,576	990	-	-	-	-	-	-	-	-
2007-16	30	85	37	2,549	165	14,450	2,450	1	-	-	-	-	1
2007-17	27	25	15	680	101	43,000	3,000	RELATED TO NO. 2007-3					
2007-18	15	37	83	556	218	-	-	-	-	-	-	-	-
2007-19	30	38	75	1,136	137	19,220	975	4	-	-	-	-	-
2007-20	30	1	-	22	-	20,845	2,600	-	-	-	-	-	-
2007-21	18	59	17	1,060	61	30,000	5,000	7	-	-	-	-	7
2007-22	30	419	240	12,570	4,128	RELATED TO NO. 2007-10		-	-	-	-	-	-
2007-23	30	78	270	2,335	559	-	-	6	-	-	-	-	6
2007-24	29	29	13	846	94	14,400	2,400	-	-	-	-	-	-
2007-25	30	47	20	1,400	700	49,906	3,000	1	-	-	1	-	1
2007-26	120	3	12	345	100	95,800	5,800	11	-	-	-	-	-
2007-27	30	-	1	1	1	20,845	2,600	-	-	-	-	-	-
2007-28	30	419	240	12,570	4,128	RELATED TO NO. 2007-10		-	-	-	-	-	-
2007-29	38	109	1,877	4,140	104	10,931	641	-	-	-	-	-	-
2007-30	90	48	52	4,285	1,645	162,000	5,400	2	-	-	-	-	-
2007-31	30	1	4	36	8	20,845	2,600	-	-	-	-	-	-
2007-32	21	5	4	95	NR	32,100	2,600	-	-	-	-	-	-
2007-33	30	-	-	-	-	19,695	1,450	-	-	-	-	-	-
2007-34	30	30	40	888	233	36,200	2,600	-	-	-	-	-	-
2007-35	40	79	50	3,177	917	27,926	3,600	2	-	-	-	-	-
2007-36	30	419	240	12,570	4,128	RELATED TO NO. 2007-10		-	-	-	-	-	-
2007-37	29	5	2	140	-	39,689	3,200	-	-	-	-	-	-
2007-38	30	10	40	300	200	25,600	1,900	2	-	-	-	-	-

⁴ NI indicates never installed. I indicates installed but never used. NP indicates no prosecutor's report.

⁵ NR indicates not reported or could not be determined.

⁶ Motions: G = Granted, D = Denied, P = Pending.

* The first four digits of the A.O. number represent the year in which the wiretap was terminated. Wiretaps that were terminated prior to 2008 were not reported previously because they were part of ongoing investigations.

TABLE B-1
STATE CALIFORNIA

CALENDAR YEAR 2008

**REPORT BY JUDGES OF COURT-AUTHORIZED INTERCEPTS OF WIRE, ORAL, OR ELECTRONIC COMMUNICATIONS
PURSUANT TO 18 U.S.C. 2519**

A.O. Number *	Authorizing Official		Offense Specified	Intercept		Date of Application	Authorized Length		
	Judge	Prosecutor ¹		Type ²	Location ³		Original Order (Days)	Number of Extensions	Total Length (Days)
ORANGE (CONTINUED)									
2007-39	STOTLER	BAKER	NARCOTICS	WC	D	05/30/2007	30	0	30
2007-40	STOTLER	MASANGKAY	NARCOTICS	WC	D	05/30/2007	30	0	30
2007-41	STOTLER	MASANGKAY	NARCOTICS	WC	D	06/01/2007	30	0	30
2007-42	STOTLER	MASANGKAY	NARCOTICS	WC	D	06/01/2007	30	0	30
2007-43	STOTLER	SCHWARM	MURDER	WC,WS,EO	D,H	06/04/2007	30	0	30
2007-44	STOTLER	SCHWARM	NARCOTICS	WC	D	06/06/2007	30	0	30
2007-45	STOTLER	MASANGKAY	NARCOTICS	WC	D	06/14/2007	30	0	30
2007-46	STOTLER	BAKER	NARCOTICS	WC	D	06/15/2007	30	0	30
2007-47	STOTLER	MASANGKAY	NARCOTICS	WC	D	06/21/2007	30	0	30
2007-48	STOTLER	SCHWARM	NARCOTICS	WC	D	06/22/2007	30	0	30
2007-49	STOTLER	RACKAUCKAS	NARCOTICS	WC	D	06/22/2007	30	0	30
2007-50	STOTLER	SCHWARM	NARCOTICS	WC	D	07/02/2007	30	0	30
2007-51	STOTLER	BAKER	NARCOTICS	WC	D	07/02/2007	30	0	30
2007-52	STOTLER	MASANGKAY	NARCOTICS	WC	D	07/03/2007	30	0	30
2007-53	STOTLER	MASANGKAY	NARCOTICS	WC	D	07/05/2007	30	0	30
2007-54	STOTLER	MASANGKAY	NARCOTICS	WC	D	07/12/2007	30	0	30
2007-55	CONLEY	SCHWARM	NARCOTICS	WC	D	07/19/2007	30	0	30
2007-56	CONLEY	MASANGKAY	NARCOTICS	WC,WS	D,H	07/30/2007	30	0	30
2007-57	STOTLER	MASANGKAY	NARCOTICS	WC	D	08/04/2007	30	2	90
2007-58	STOTLER	RACKAUCKAS	NARCOTICS	WC	D	08/06/2007	30	1	60
2007-59	STOTLER	BAKER	NARCOTICS	WC	D	08/08/2007	30	0	30
2007-60	CONLEY	MASANGKAY	NARCOTICS	WC	D	08/09/2007	30	1	60
2007-61	STOTLER	MASANGKAY	NARCOTICS	WC	D	08/09/2007	30	0	30
2007-62	STOTLER	MASANGKAY	NARCOTICS	WC	D	08/14/2007	30	0	30
2007-63	STOTLER	MASANGKAY	NARCOTICS	WC	D	08/15/2007	30	0	30
2007-64	STOTLER	MASANGKAY	NARCOTICS	WC	D	08/30/2007	30	0	30
2007-65	STOTLER	MASANGKAY	NARCOTICS	WC	D	09/04/2007	30	0	30
2007-66	CONLEY	MASANGKAY	NARCOTICS	WC	D	09/13/2007	30	0	30
2007-67	CONLEY	RACKAUCKAS	NARCOTICS	WC	D	09/13/2007	30	0	30
2007-68	STOTLER	MASANGKAY	NARCOTICS	WC	D	09/14/2007	30	0	30
2007-69	STOTLER	BAKER	NARCOTICS	WC	D	09/17/2007	30	0	30
2007-70	STOTLER	RACKAUCKAS	NARCOTICS	WC	D	09/18/2007	30	0	30
2007-71	STOTLER	MASANGKAY	NARCOTICS	WC	D	09/20/2007	30	0	30

¹ The prosecuting official authorized the filing of the application under provisions of the state's statute. (See Table 1 for this state's statutory citation.)

² Type: WC = Cellular or Mobile Telephone (Wire), WS = Standard Telephone (Wire), WO = Other (Wire), OM = Microphone (Oral), OO = Other (Oral), ED = Digital Pager (Electronic), EE = Computer or E-Mail (Electronic), EF = Fax Machine (Electronic), EO = Other (Electronic).

³ Location: D = Portable Device, H = Personal Residence, B = Business, A = Public Area, O = Other Location, R = Roving (Relaxed Specification Order), N = Not Specified.

* The first four digits of the A.O. number represent the year in which the wiretap was terminated. Wiretaps that were terminated prior to 2008 were not reported previously because they were part of ongoing investigations.

TABLE B-1
STATE CALIFORNIA

CALENDAR YEAR 2008

**REPORT BY PROSECUTORS OF COURT-AUTHORIZED INTERCEPTS OF WIRE, ORAL, OR ELECTRONIC COMMUNICATIONS
PURSUANT TO 18 U.S.C. 2519**

A.O. Number *	Number Of Days in Oper- ation ⁴	Average Inter- cepts per Day	Number of ⁵			Costs		Number of					
			Persons Inter- cepted	Intercepts	Incrim- inating Intercepts	Total Cost in \$	Other Than Manpower in \$	Arrests	Trials	Motions to Suppress Intercepts ⁶			Persons Con- victed
										G	D	P	
ORANGE (CONTINUED)													
2007-39	30	30	46	897	94	-	-	-	-	-	-	-	-
2007-40	30	1	4	36	8	20,845	2,600	-	-	-	-	-	-
2007-41	30	9	84	274	69	25,600	1,900	5	-	-	-	-	5
2007-42	29	34	40	978	249	38,873	3,600	-	-	-	-	-	-
2007-43	11	7	8	75	13	178,000	10,000	1	-	-	-	-	-
2007-44	30	15	40	449	55	39,480	3,000	-	-	-	-	-	-
2007-45	22	12	NR	258	NR	15,179	1,800	-	-	-	-	-	-
2007-46	NP	-	-	-	-	-	-	-	-	-	-	-	-
2007-47	11	31	10	343	17	RELATED TO NO. 2007-35		RELATED TO NO. 2007-35					
2007-48	30	150	240	4,490	143	RELATED TO NO. 2007-55		RELATED TO NO. 2007-55					
2007-49	30	3	4	91	11	17,800	1,000	-	-	-	-	-	-
2007-50	30	15	40	449	55	-	-	-	-	-	-	-	-
2007-51	30	46	86	1,368	332	-	-	-	-	-	-	-	-
2007-52	30	237	250	7,120	1,773	126,000	7,500	6	-	-	-	-	2
2007-53	30	19	10	566	93	20,044	1,800	-	-	-	-	-	-
2007-54	30	19	16	584	240	19,450	1,450	3	-	-	-	-	-
2007-55	30	150	240	4,490	1,431	39,480	3,000	21	-	-	-	-	-
2007-56	18	127	NR	2,294	74	129,000	1,000	3	-	-	-	-	-
2007-57	30	111	104	3,316	2,705	44,500	1,500	-	-	-	-	-	-
2007-58	NP	-	-	-	-	-	-	-	-	-	-	-	-
2007-59	30	34	65	1,011	185	14,600	2,600	-	-	-	-	-	-
2007-60	30	103	114	3,087	2,575	44,500	1,500	-	-	-	-	-	-
2007-61	30	57	109	1,717	1,304	44,500	1,500	-	-	-	-	-	-
2007-62	30	187	20	5,597	363	61,934	7,200	1	-	-	-	-	-
2007-63	30	1	16	42	1	14,600	2,600	1	-	-	-	-	-
2007-64	30	250	250	7,500	1,800	120,400	1,900	7	-	-	-	-	5
2007-65	30	1	20	39	29	7,600	1,600	-	-	-	-	-	-
2007-66	30	3	7	96	30	8,681	2,600	-	-	-	-	-	-
2007-67	30	11	166	336	93	40,720	5,000	-	-	-	-	-	-
2007-68	30	10	60	315	83	20,200	1,600	-	-	-	-	-	-
2007-69	30	32	45	959	86	-	-	-	-	-	-	-	-
2007-70	30	186	365	5,590	811	29,000	5,000	2	-	-	-	-	-
2007-71	19	127	30	2,410	222	26,710	3,600	-	-	-	-	-	-

⁴ NI indicates never installed. I indicates installed but never used. NP indicates no prosecutor's report.

⁵ NR indicates not reported or could not be determined.

⁶ Motions: G = Granted, D = Denied, P = Pending.

* The first four digits of the A.O. number represent the year in which the wiretap was terminated. Wiretaps that were terminated prior to 2008 were not reported previously because they were part of ongoing investigations.

TABLE B-1
STATE CALIFORNIA

CALENDAR YEAR 2008

**REPORT BY JUDGES OF COURT-AUTHORIZED INTERCEPTS OF WIRE, ORAL, OR ELECTRONIC COMMUNICATIONS
PURSUANT TO 18 U.S.C. 2519**

A.O. Number *	Authorizing Official		Offense Specified	Intercept		Date of Application	Authorized Length		
	Judge	Prosecutor ¹		Type ²	Location ³		Original Order (Days)	Number of Extensions	Total Length (Days)
ORANGE (CONTINUED)									
2007-72	STOTLER	BAKER	NARCOTICS	WC	D	09/25/2007	30	0	30
2007-73	STOTLER	MASANGKAY	NARCOTICS	WC	D	09/27/2007	30	0	30
2007-74	STOTLER	MASANGKAY	NARCOTICS	WC	D	09/28/2007	30	0	30
2007-75	STOTLER	MASANGKAY	NARCOTICS	WC	D	09/28/2007	30	0	30
2007-76	STOTLER	RACKAUCKAS	NARCOTICS	WC	D	10/02/2007	30	0	30
2007-77	STOTLER	MASANGKAY	NARCOTICS	WC	D	10/12/2007	30	0	30
2007-78	STOTLER	RACKAUCKAS	NARCOTICS	WC	D	10/12/2007	30	0	30
2007-79	STOTLER	BAKER	NARCOTICS	WC	D	10/16/2007	30	0	30
2007-80	STOTLER	RACKAUCKAS	NARCOTICS	WC	D	10/16/2007	30	0	30
2007-81	STOTLER	MASANGKAY	NARCOTICS	WC	D	10/18/2007	30	0	30
2007-82	STOTLER	MASANGKAY	NARCOTICS	WC	D	10/26/2007	30	0	30
2007-83	STOTLER	MASANGKAY	NARCOTICS	WC	D	10/26/2007	30	1	60
2007-84	STOTLER	MASANGKAY	NARCOTICS	WC	D	10/30/2007	30	0	30
2007-85	STOTLER	RACKAUCKAS	NARCOTICS	WC	D	10/30/2007	30	0	30
2007-86	CONLEY	MASANGKAY	NARCOTICS	WC	D	11/08/2007	30	0	30
2007-87	CONLEY	MASANGKAY	NARCOTICS	WC	D	11/26/2007	30	0	30
2007-88	STOCK	RACKAUCKAS	MURDER	WC	D	11/27/2007	30	0	30
2007-89	STOTLER	MASANGKAY	NARCOTICS	WC	D	11/29/2007	30	0	30
RIVERSIDE									
2008-1	HERNANDEZ	PACHECO	NARCOTICS	WC	D	09/18/2007	30	4	150
2007-1	TRANBARGER	TRASK	NARCOTICS	WC	D	09/15/2006	30	2	90
2007-2	TRANBARGER	TRASK	NARCOTICS	WC	D	11/16/2006	30	3	120
2007-3	TRANBARGER	TRASK	NARCOTICS	WC	D	12/06/2006	30	0	30
2007-4	TRANBARGER	TRASK	NARCOTICS	WC,WS	D,H	12/08/2006	30	1	60
2007-5	TRANBARGER	PACHECO	NARCOTICS	WC	D	01/11/2007	30	5	180
2007-6	TRANBARGER	PACHECO	NARCOTICS	WC	D	01/31/2007	30	1	60
2007-7	TRANBARGER	PACHECO	NARCOTICS	WC	D	02/22/2007	30	2	90
2007-8	TRANBARGER	PACHECO	NARCOTICS	WC,WS	D,H,B	03/05/2007	30	0	30
2007-9	TRANBARGER	PACHECO	NARCOTICS	WC	D	03/27/2007	30	1	60
2007-10	TRANBARGER	PACHECO	NARCOTICS	WC	D	04/10/2007	30	0	30
2007-11	TRANBARGER	PACHECO	NARCOTICS	WC	D	05/02/2007	30	0	30
2007-12	HERNANDEZ	PACHECO	NARCOTICS	WC	D	05/14/2007	30	0	30

¹ The prosecuting official authorized the filing of the application under provisions of the state's statute. (See Table 1 for this state's statutory citation.)

² Type: WC = Cellular or Mobile Telephone (Wire), WS = Standard Telephone (Wire), WO = Other (Wire), OM = Microphone (Oral), OO = Other (Oral), ED = Digital Pager (Electronic), EE = Computer or E-Mail (Electronic), EF = Fax Machine (Electronic), EO = Other (Electronic).

³ Location: D = Portable Device, H = Personal Residence, B = Business, A = Public Area, O = Other Location, R = Roving (Relaxed Specification Order), N = Not Specified.

* The first four digits of the A.O. number represent the year in which the wiretap was terminated. Wiretaps that were terminated prior to 2008 were not reported previously because they were part of ongoing investigations.

TABLE B-1
STATE CALIFORNIA

CALENDAR YEAR 2008

**REPORT BY PROSECUTORS OF COURT-AUTHORIZED INTERCEPTS OF WIRE, ORAL, OR ELECTRONIC COMMUNICATIONS
PURSUANT TO 18 U.S.C. 2519**

A.O. Number *	Number Of Days in Oper- ation ⁴	Average Inter- cepts per Day	Number of ⁵			Costs		Number of					
			Persons Inter- cepted	Intercepts	Incrim- inating Intercepts	Total Cost in \$	Other Than Manpower in \$	Arrests	Trials	Motions to Suppress Intercepts ⁶			Persons Con- victed
										G	D	P	
ORANGE (CONTINUED)													
2007-72	30	8	19	245	59	-	-	-	-	-	-	-	-
2007-73	14	1	1	20	1	19,450	1,450	1	-	-	-	-	-
2007-74	30	92	25	2,770	398	40,009	3,600	-	-	-	-	-	-
2007-75	24	99	4	2,380	38	-	-	-	-	-	-	-	-
2007-76	30	19	106	573	49	40,720	5,000	-	-	-	-	-	-
2007-77	30	16	25	470	150	19,644	1,400	-	-	-	-	-	-
2007-78	30	1	7	17	4	22,860	2,500	-	-	-	-	-	-
2007-79	30	22	41	675	70	-	-	-	-	-	-	-	-
2007-80	28	2	31	58	32	22,860	2,500	-	-	-	-	-	-
2007-81	5	3	3	17	13	5,640	2,600	-	-	-	-	-	-
2007-82	4	14	6	58	14	4,000	1,600	-	-	-	-	-	-
2007-83	29	36	30	1,058	811	58,309	5,400	1	-	-	-	-	-
2007-84	30	162	75	4,863	1,105	22,800	4,200	-	-	-	-	-	-
2007-85	30	260	419	7,787	911	55,500	7,500	1	-	-	-	-	-
2007-86	30	11	49	318	146	44,500	1,500	27	-	-	-	-	-
2007-87	30	14	46	422	79	20,200	1,600	-	-	-	-	-	-
2007-88	9	242	45	2,179	67	51,000	3,000	-	-	-	-	-	-
2007-89	30	54	20	1,617	355	60,134	5,400	2	-	-	-	-	-
RIVERSIDE													
2008-1	138	33	1,781	4,582	2,643	134,000	-	4	-	-	-	-	-
2007-1	90	93	104	8,362	1,274	335,595	23,020	4	-	-	-	1	-
2007-2	120	143	455	17,108	9,823	156,000	12,000	-	-	-	-	-	-
2007-3	25	-	-	-	-	20,000	2,000	-	-	-	-	-	-
2007-4	60	20	46	1,210	194	40,247	3,595	-	-	-	-	-	-
2007-5	180	99	76	17,863	4,116	228,000	12,000	-	-	-	-	-	-
2007-6	59	418	34	24,661	340	43,400	5,000	1	-	-	-	-	-
2007-7	90	42	19	3,738	1,013	124,000	8,000	-	-	-	-	-	-
2007-8	30	76	72	2,267	817	23,417	13,110	3	-	-	-	-	-
2007-9	60	7	17	397	299	78,000	6,000	-	-	-	-	-	-
2007-10	30	80	70	2,393	574	184,146	71,500	-	-	-	-	-	-
2007-11	30	11	11	339	79	97,674	19,995	4	-	-	-	-	-
2007-12	30	173	35	5,182	1,499	73,000	3,000	-	-	-	-	-	-

⁴ NI indicates never installed. I indicates installed but never used. NP indicates no prosecutor's report.

⁵ NR indicates not reported or could not be determined.

⁶ Motions: G = Granted, D = Denied, P = Pending.

* The first four digits of the A.O. number represent the year in which the wiretap was terminated. Wiretaps that were terminated prior to 2008 were not reported previously because they were part of ongoing investigations.

TABLE B-1
STATE CALIFORNIA

CALENDAR YEAR 2008

**REPORT BY JUDGES OF COURT-AUTHORIZED INTERCEPTS OF WIRE, ORAL, OR ELECTRONIC COMMUNICATIONS
PURSUANT TO 18 U.S.C. 2519**

A.O. Number *	Authorizing Official		Offense Specified	Intercept		Date of Application	Authorized Length		
	Judge	Prosecutor ¹		Type ²	Location ³		Orig-inal Order (Days)	Num-ber of Exten-sions	Total Length (Days)
RIVERSIDE (CONTINUED)									
2007-13	HERNANDEZ	PACHECO	NARCOTICS	WC	D	05/16/2007	30	0	30
2007-14	HERNANDEZ	PACHECO	NARCOTICS	WC	D	05/31/2007	30	0	30
2007-15	HERNANDEZ	PACHECO	NARCOTICS	WC	D	06/12/2007	30	0	30
2007-16	HERNANDEZ	PACHECO	NARCOTICS	WC	D	06/12/2007	30	0	30
2007-17	HERNANDEZ	PACHECO	NARCOTICS	WC	D	07/02/2007	30	0	30
2007-18	HERNANDEZ	PACHECO	NARCOTICS	WC	D	07/02/2007	30	0	30
2007-19	HERNANDEZ	PACHECO	NARCOTICS	WC	D	07/03/2007	30	0	30
2007-20	HERNANDEZ	PACHECO	NARCOTICS	WC	D	07/12/2007	30	0	30
2007-21	HERNANDEZ	PACHECO	NARCOTICS	WC	D	07/19/2007	30	0	30
2007-22	HERNANDEZ	PACHECO	NARCOTICS	WC	D	07/26/2007	30	0	30
2007-23	HERNANDEZ	PACHECO	NARCOTICS	WC	D	07/31/2007	30	0	30
2007-24	HERNANDEZ	PACHECO	NARCOTICS	WC	D	07/31/2007	30	0	30
2007-25	HERNANDEZ	PACHECO	NARCOTICS	WC	D	08/08/2007	30	0	30
2007-26	HERNANDEZ	PACHECO	NARCOTICS	WC	D	08/15/2007	30	0	30
2007-27	HERNANDEZ	PACHECO	NARCOTICS	WC	D	08/15/2007	30	0	30
2007-28	HERNANDEZ	PACHECO	NARCOTICS	WC	D	09/12/2007	30	0	30
2007-29	HERNANDEZ	PACHECO	NARCOTICS	WC	D	09/18/2007	30	0	30
2007-30	HERNANDEZ	PACHECO	NARCOTICS	WC	D	09/27/2007	30	0	30
2007-31	HERNANDEZ	PACHECO	NARCOTICS	WC	D	10/03/2007	30	1	60
2007-32	HERNANDEZ	PACHECO	NARCOTICS	WC	D	10/30/2007	30	0	30
2007-33	HERNANDEZ	PACHECO	NARCOTICS	WC	D	11/08/2007	30	0	30
2007-34	HERNANDEZ	PACHECO	NARCOTICS	WC	D	11/15/2007	30	0	30
2007-35	HERNANDEZ	PACHECO	NARCOTICS	WC	D	11/15/2007	30	0	30
2007-36	HERNANDEZ	PACHECO	NARCOTICS	WC	D	11/29/2007	30	0	30
2007-37	HERNANDEZ	PACHECO	NARCOTICS	WC	D	11/30/2007	30	1	60
SACRAMENTO									
2008-1	WHITE	O'MARA	MURDER	WC,WS	D,H	02/08/2008	30	0	30
2008-2	WHITE	O'MARA	MURDER	WS	H	02/14/2008	30	0	30
2008-3	WHITE	O'MARA	MURDER	WC	D	02/20/2008	30	0	30
SAN BERNARDINO									
2008-1	BARR	RAMOS	NARCOTICS	WC	D	12/05/2007	30	0	30
2008-2	BARR	RAMOS	NARCOTICS	WC	D	12/07/2007	30	0	30

¹ The prosecuting official authorized the filing of the application under provisions of the state's statute. (See Table 1 for this state's statutory citation.)

² Type: WC = Cellular or Mobile Telephone (Wire), WS = Standard Telephone (Wire), WO = Other (Wire), OM = Microphone (Oral), OO = Other (Oral), ED = Digital Pager (Electronic), EE = Computer or E-Mail (Electronic), EF = Fax Machine (Electronic), EO = Other (Electronic).

³ Location: D = Portable Device, H = Personal Residence, B = Business, A = Public Area, O = Other Location, R = Roving (Relaxed Specification Order), N = Not Specified.

* The first four digits of the A.O. number represent the year in which the wiretap was terminated. Wiretaps that were terminated prior to 2008 were not reported previously because they were part of ongoing investigations.

TABLE B-1
STATE CALIFORNIA

CALENDAR YEAR 2008

**REPORT BY PROSECUTORS OF COURT-AUTHORIZED INTERCEPTS OF WIRE, ORAL, OR ELECTRONIC COMMUNICATIONS
PURSUANT TO 18 U.S.C. 2519**

A.O. Number *	Number Of Days in Oper- ation ⁴	Average Inter- cepts per Day	Number of ⁵			Costs		Number of					
			Persons Inter- cepted	Intercepts	Incrim- inating Intercepts	Total Cost in \$	Other Than Manpower in \$	Arrests	Trials	Motions to Suppress Intercepts ⁶			Persons Con- victed
										G	D	P	
RIVERSIDE (CONTINUED)													
2007-13	30	12	385	353	60	40,903	4,730	-	-	-	-	-	-
2007-14	30	-	3	3	-	20,000	2,000	-	-	-	-	-	-
2007-15	30	89	342	2,660	964	113,174	10,000	3	-	-	-	-	-
2007-16	30	104	111	3,130	1,057	27,364	5,865	-	-	-	-	-	-
2007-17	30	73	54	2,196	249	15,600	1,600	1	-	-	-	-	-
2007-18	30	6	4	177	30	98,524	20,845	-	-	-	-	-	-
2007-19	29	366	140	10,601	2,710	92,000	12,000	-	-	-	-	-	-
2007-20	30	127	118	3,801	1,696	26,499	5,000	-	-	-	-	-	-
2007-21	30	19	32	558	22	8,561	4,000	-	-	-	-	-	-
2007-22	8	53	11	424	381	-	-	-	-	-	-	-	-
2007-23	NI	-	-	-	-	-	-	-	-	-	-	-	-
2007-24	9	11	3	102	42	45,678	45,678	1	-	-	-	-	-
2007-25	30	40	425	1,209	235	111,674	8,500	5	-	-	-	-	-
2007-26	19	35	17	658	76	9,054	1,460	2	-	-	-	1	2
2007-27	30	16	4	471	111	-	-	6	-	-	-	-	-
2007-28	30	6	39	180	63	102,529	8,500	-	-	-	-	-	-
2007-29	10	22	20	220	194	38,000	3,000	-	-	-	-	-	-
2007-30	29	21	34	621	131	14,874	1,920	-	-	-	-	-	-
2007-31	60	11	35	671	185	73,000	3,000	-	-	-	-	-	-
2007-32	29	26	70	750	27	29,185	2,600	-	-	-	-	-	-
2007-33	13	37	1	486	2	6,400	1,040	-	-	-	-	-	-
2007-34	30	67	114	2,000	488	27,040	8,800	6	-	-	-	-	-
2007-35	20	38	67	764	269	73,590	4,325	4	-	-	-	-	-
2007-36	I	-	-	-	-	4,800	1,200	-	-	-	-	-	-
2007-37	46	61	14	2,820	8	2,035	2,035	-	-	-	-	-	-
SACRAMENTO													
2008-1	10	102	170	1,015	19	48,264	2,500	-	-	-	-	-	-
2008-2	8	9	3	73	-	RELATED TO NO. 2008-1		-	-	-	-	-	-
2008-3	3	32	53	95	4	RELATED TO NO. 2008-1		-	-	-	-	-	-
SAN BERNARDINO													
2008-1	30	13	61	392	170	11,796	5,396	-	-	-	-	-	-
2008-2	30	56	49	1,692	325	59,110	1,750	-	-	-	-	-	-

⁴ NI indicates never installed. I indicates installed but never used. NP indicates no prosecutor's report.

⁵ NR indicates not reported or could not be determined.

⁶ Motions: G = Granted, D = Denied, P = Pending.

* The first four digits of the A.O. number represent the year in which the wiretap was terminated. Wiretaps that were terminated prior to 2008 were not reported previously because they were part of ongoing investigations.

TABLE B-1
STATE CALIFORNIA

CALENDAR YEAR 2008

**REPORT BY JUDGES OF COURT-AUTHORIZED INTERCEPTS OF WIRE, ORAL, OR ELECTRONIC COMMUNICATIONS
PURSUANT TO 18 U.S.C. 2519**

A.O. Number *	Authorizing Official		Offense Specified	Intercept		Date of Application	Authorized Length		
	Judge	Prosecutor ¹		Type ²	Location ³		Original Order (Days)	Number of Extensions	Total Length (Days)
SAN BERNARDINO (CONTINUED)									
2008-3	BARR	RAMOS	NARCOTICS	WC	D	12/12/2007	30	0	30
2008-4	BARR	RAMOS	NARCOTICS	WC	D	12/20/2007	30	0	30
2008-5	BARR	RAMOS	NARCOTICS	WC	D	01/10/2008	30	0	30
2008-6	BARR	RAMOS	OTHER	WC	D	01/10/2008	30	0	30
2008-7	BARR	RAMOS	NARCOTICS	WC	D	01/11/2008	30	1	58
2008-8	BARR	RAMOS	NARCOTICS	WC	D	01/23/2008	30	0	30
2008-9	BARR	RAMOS	OTHER	WC	D	01/31/2008	30	0	30
2008-10	BARR	RAMOS	OTHER	WC	D	02/04/2008	30	0	30
2008-11	BARR	RAMOS	MURDER	WC	D	02/07/2008	30	0	30
2008-12	BARR	RAMOS	NARCOTICS	WC	D	02/14/2008	30	0	30
2008-13	BARR	RAMOS	NARCOTICS	WC	D	02/15/2008	30	0	30
2008-14	BARR	RAMOS	MURDER	WC	D	02/15/2008	30	0	30
2008-15	BARR	RAMOS	OTHER	WC	D	02/21/2008	30	0	30
2008-16	BARR	RAMOS	NARCOTICS	WC	D	02/26/2008	30	2	87
2008-17	BARR	RAMOS	NARCOTICS	WC	D	02/29/2008	30	1	58
2008-18	BARR	RAMOS	NARCOTICS	WC	D	03/10/2008	30	0	30
2008-19	BARR	RAMOS	NARCOTICS	WC	D	03/14/2008	30	0	30
2008-20	BARR	RAMOS	NARCOTICS	WC	D	03/14/2008	30	1	58
2008-21	BARR	RAMOS	NARCOTICS	WC	D	03/19/2008	30	0	30
2008-22	BARR	RAMOS	NARCOTICS	WC	D	03/19/2008	30	0	30
2008-23	BARR	RAMOS	NARCOTICS	WC	D	03/23/2008	30	0	30
2008-24	BARR	RAMOS	OTHER	WC	D	03/24/2008	30	0	30
2008-25	BARR	RAMOS	NARCOTICS	WC	D	03/26/2008	30	0	30
2008-26	BARR	RAMOS	NARCOTICS	WC	D	03/28/2008	30	0	30
2008-27	BARR	RAMOS	NARCOTICS	WC	D	03/28/2008	30	0	30
2008-28	BARR	RAMOS	MURDER	WC	D	03/28/2008	30	0	30
2008-29	BARR	RAMOS	OTHER	WC	D	04/02/2008	30	0	30
2008-30	BARR	RAMOS	MURDER	WC	D	04/03/2008	30	0	30
2008-31	BARR	RAMOS	NARCOTICS	WC	D	04/07/2008	30	0	30
2008-32	BARR	RAMOS	NARCOTICS	WC	D	04/18/2008	30	0	30
2008-33	BARR	RAMOS	NARCOTICS	WC	D	04/18/2008	30	0	30
2008-34	BARR	RAMOS	NARCOTICS	WC	D	04/18/2008	30	0	30

¹ The prosecuting official authorized the filing of the application under provisions of the state's statute. (See Table 1 for this state's statutory citation.)

² Type: WC = Cellular or Mobile Telephone (Wire), WS = Standard Telephone (Wire), WO = Other (Wire), OM = Microphone (Oral), OO = Other (Oral), ED = Digital Pager (Electronic), EE = Computer or E-Mail (Electronic), EF = Fax Machine (Electronic), EO = Other (Electronic).

³ Location: D = Portable Device, H = Personal Residence, B = Business, A = Public Area, O = Other Location, R = Roving (Relaxed Specification Order), N = Not Specified.

* The first four digits of the A.O. number represent the year in which the wiretap was terminated. Wiretaps that were terminated prior to 2008 were not reported previously because they were part of ongoing investigations.

TABLE B-1
STATE CALIFORNIA

CALENDAR YEAR 2008

**REPORT BY PROSECUTORS OF COURT-AUTHORIZED INTERCEPTS OF WIRE, ORAL, OR ELECTRONIC COMMUNICATIONS
PURSUANT TO 18 U.S.C. 2519**

A.O. Number *	Number Of Days in Oper- ation ⁴	Average Inter- cepts per Day	Number of ⁵			Costs		Number of					
			Persons Inter- cepted	Intercepts	Incrim- inating Intercepts	Total Cost in \$	Other Than Manpower in \$	Arrests	Trials	Motions to Suppress Intercepts ⁶			Persons Con- victed
										G	D	P	
SAN BERNARDINO (CONTINUED)													
2008-3	30	13	13	376	104	19,200	600	-	-	-	-	-	-
2008-4	18	NR	NR	NR	NR	12,768	1,600	-	-	-	-	-	-
2008-5	30	12	35	366	184	38,489	2,000	-	-	-	-	-	-
2008-6	1	-	-	-	-	2,700	2,500	-	-	-	-	-	-
2008-7	58	92	76	5,316	1,098	96,545	3,000	-	-	-	-	-	-
2008-8	30	65	40	1,938	909	19,644	1,400	-	-	-	-	-	-
2008-9	30	274	32	8,217	94	47,500	2,500	-	-	-	-	-	-
2008-10	15	482	29	7,234	219	34,000	2,500	-	-	-	-	-	-
2008-11	17	695	58	11,813	146	13,520	1,280	-	-	-	-	-	-
2008-12	30	11	29	324	105	46,183	1,750	-	-	-	-	-	-
2008-13	13	1	2	15	3	7,910	605	-	-	-	-	-	-
2008-14	9	334	7	3,008	12	6,970	490	-	-	-	-	-	-
2008-15	30	63	72	1,904	333	19,100	700	-	-	-	-	-	-
2008-16	87	10	45	857	256	45,050	4,600	-	-	-	-	-	-
2008-17	58	13	25	750	545	19,200	600	1	-	-	-	-	-
2008-18	30	38	45	1,150	780	37,700	500	-	-	-	-	-	-
2008-19	30	94	108	2,825	403	42,098	2,000	-	-	-	-	-	-
2008-20	58	50	212	2,875	549	74,800	6,800	-	-	-	-	-	-
2008-21	30	-	5	7	-	37,932	700	-	-	-	-	-	-
2008-22	NI	-	-	-	-	-	-	-	-	-	-	-	-
2008-23	30	7	15	215	94	3,641	600	-	-	-	-	-	-
2008-24	20	22	10	435	38	24,000	2,000	-	-	-	-	-	-
2008-25	30	-	5	13	4	-	-	-	-	-	-	-	-
2008-26	30	46	40	1,371	259	19,100	700	-	-	-	-	-	-
2008-27	30	19	55	580	440	39,200	2,000	-	-	-	-	-	-
2008-28	21	138	65	2,895	125	23,290	610	-	-	-	-	-	-
2008-29	30	387	44	11,606	459	22,300	700	-	-	-	-	-	-
2008-30	14	76	55	1,068	16	11,340	540	-	-	-	-	-	-
2008-31	30	1	25	36	23	38,450	1,250	-	-	-	-	-	-
2008-32	30	3	3	78	59	19,225	625	-	-	-	-	-	-
2008-33	30	60	68	1,793	107	21,600	3,000	-	-	-	-	-	-
2008-34	25	NR	NR	NR	NR	32,051	4,000	-	-	-	-	-	-

⁴ NI indicates never installed. I indicates installed but never used. NP indicates no prosecutor's report.

⁵ NR indicates not reported or could not be determined.

⁶ Motions: G = Granted, D = Denied, P = Pending.

* The first four digits of the A.O. number represent the year in which the wiretap was terminated. Wiretaps that were terminated prior to 2008 were not reported previously because they were part of ongoing investigations.

TABLE B-1
STATE CALIFORNIA

CALENDAR YEAR 2008

**REPORT BY JUDGES OF COURT-AUTHORIZED INTERCEPTS OF WIRE, ORAL, OR ELECTRONIC COMMUNICATIONS
PURSUANT TO 18 U.S.C. 2519**

A.O. Number *	Authorizing Official		Offense Specified	Intercept		Date of Application	Authorized Length		
	Judge	Prosecutor ¹		Type ²	Location ³		Original Order (Days)	Number of Extensions	Total Length (Days)
SAN BERNARDINO (CONTINUED)									
2008-35	BARR	RAMOS	NARCOTICS	WC	D	04/18/2008	30	0	30
2008-36	BARR	RAMOS	NARCOTICS	WC	D	04/22/2008	30	1	60
2008-37	BARR	RAMOS	NARCOTICS	WC	D	04/25/2008	30	0	30
2008-38	BARR	RAMOS	NARCOTICS	WC	D	05/01/2008	30	0	30
2008-39	BARR	RAMOS	NARCOTICS	WC	D	05/06/2008	30	0	30
2008-40	BARR	RAMOS	OTHER	WC	D	06/06/2008	30	0	30
2008-41	BARR	RAMOS	NARCOTICS	WC	D	06/10/2008	30	0	30
2008-42	BARR	RAMOS	MURDER	WC	D	06/12/2008	30	0	30
2008-43	BARR	RAMOS	NARCOTICS	WC	D	06/12/2008	30	0	30
2008-44	BARR	RAMOS	NARCOTICS	WC	D	06/17/2008	30	0	30
2008-45	BARR	RAMOS	NARCOTICS	WC	D	06/17/2008	30	2	88
2008-46	BARR	RAMOS	NARCOTICS	WC	D	06/24/2008	30	0	30
2008-47	BARR	RAMOS	NARCOTICS	WC	D	06/24/2008	30	0	30
2008-48	BARR	RAMOS	NARCOTICS	WC	D	06/26/2008	30	1	57
2008-49	BARR	RAMOS	NARCOTICS	WC	D	06/27/2008	30	1	58
2008-50	BARR	RAMOS	NARCOTICS	WC	D	07/02/2008	30	0	30
2008-51	BARR	RAMOS	OTHER	WC	D	07/02/2008	30	0	30
2008-52	BARR	RAMOS	NARCOTICS	WC	D	07/07/2008	30	0	30
2008-53	BARR	RAMOS	NARCOTICS	WC	D	07/14/2008	30	2	88
2008-54	BARR	RAMOS	OTHER	WC	D	07/16/2008	30	0	30
2008-55	BARR	RAMOS	NARCOTICS	WC	D	07/17/2008	30	0	30
2008-56	BARR	RAMOS	NARCOTICS	WC	D	07/18/2008	30	0	30
2008-57	BARR	RAMOS	OTHER	WC	D	07/18/2008	30	0	30
2008-58	BARR	RAMOS	NARCOTICS	WC	D	07/21/2008	30	0	30
2008-59	BARR	RAMOS	NARCOTICS	WC	D	08/06/2008	30	1	60
2008-60	BARR	RAMOS	NARCOTICS	WC	D	08/08/2008	30	0	30
2008-61	BARR	CHRISTY	NARCOTICS	WC	D	08/29/2008	30	1	56
2008-62	BARR	CHRISTY	NARCOTICS	WC	D	09/16/2008	30	1	60
2008-63	BARR	RAMOS	OTHER	WC	D	09/18/2008	30	0	30
2008-64	BARR	RAMOS	MURDER	WC	D	09/19/2008	30	0	30
2008-65	BARR	RAMOS	NARCOTICS	WC	D	09/19/2008	30	0	30
2008-66	BARR	RAMOS	OTHER	WC	D	09/23/2008	30	0	30

¹ The prosecuting official authorized the filing of the application under provisions of the state's statute. (See Table 1 for this state's statutory citation.)

² Type: WC = Cellular or Mobile Telephone (Wire), WS = Standard Telephone (Wire), WO = Other (Wire), OM = Microphone (Oral), OO = Other (Oral), ED = Digital Pager (Electronic), EE = Computer or E-Mail (Electronic), EF = Fax Machine (Electronic), EO = Other (Electronic).

³ Location: D = Portable Device, H = Personal Residence, B = Business, A = Public Area, O = Other Location, R = Roving (Relaxed Specification Order), N = Not Specified.

* The first four digits of the A.O. number represent the year in which the wiretap was terminated. Wiretaps that were terminated prior to 2008 were not reported previously because they were part of ongoing investigations.

TABLE B-1
STATE CALIFORNIA

CALENDAR YEAR 2008

**REPORT BY PROSECUTORS OF COURT-AUTHORIZED INTERCEPTS OF WIRE, ORAL, OR ELECTRONIC COMMUNICATIONS
PURSUANT TO 18 U.S.C. 2519**

A.O. Number *	Number Of Days in Oper- ation ⁴	Average Inter- cepts per Day	Number of ⁵			Costs		Number of					
			Persons Inter- cepted	Intercepts	Incrim- inating Intercepts	Total Cost in \$	Other Than Manpower in \$	Arrests	Trials	Motions to Suppress Intercepts ⁶			Persons Con- victed
										G	D	P	
SAN BERNARDINO (CONTINUED)													
2008-35	NI	-	-	-	-	-	-	-	-	-	-	-	-
2008-36	60	24	97	1,443	414	69,500	1,000	-	-	-	-	-	-
2008-37	30	26	90	765	435	39,200	2,000	-	-	-	-	-	-
2008-38	30	14	17	405	202	19,225	625	-	-	-	-	-	-
2008-39	17	124	236	2,116	133	28,010	410	-	-	-	-	-	-
2008-40	7	81	78	567	169	10,550	470	-	-	-	-	-	-
2008-41	17	222	408	3,767	1,475	12,500	2,500	-	-	-	-	-	-
2008-42	30	77	31	2,313	204	14,600	1,800	-	-	-	-	-	-
2008-43	17	699	13	11,880	122	13,880	2,000	-	-	-	-	-	-
2008-44	30	55	175	1,640	239	43,800	2,800	-	-	-	-	-	-
2008-45	88	7	25	593	388	34,800	2,600	-	-	-	-	-	-
2008-46	30	9	15	256	160	38,450	1,250	-	-	-	-	-	-
2008-47	30	22	40	675	435	38,450	1,250	-	-	-	-	-	-
2008-48	35	27	78	942	253	21,602	2,600	-	-	-	-	-	-
2008-49	58	385	147	22,320	611	71,840	2,840	-	-	-	-	-	-
2008-50	30	37	23	1,119	177	19,300	2,500	-	-	-	-	-	-
2008-51	30	35	128	1,063	454	35,000	2,000	-	-	-	-	-	-
2008-52	NI	-	-	-	-	-	-	-	-	-	-	-	-
2008-53	88	6	30	563	314	19,225	625	-	-	-	-	-	-
2008-54	30	33	448	994	19	12,500	2,500	-	-	-	-	-	-
2008-55	14	63	38	881	293	21,214	2,600	-	-	-	-	-	-
2008-56	30	210	42	6,297	176	43,270	7,000	-	-	-	-	-	-
2008-57	30	282	52	8,446	330	17,500	2,500	-	-	-	-	-	-
2008-58	30	3	7	80	23	21,800	3,200	-	-	-	-	-	-
2008-59	60	12	25	705	247	37,400	5,200	-	-	-	-	-	-
2008-60	30	41	33	1,221	130	22,300	700	-	-	-	-	-	-
2008-61	56	50	28	2,791	331	34,000	3,000	-	-	-	-	-	-
2008-62	31	3	10	107	68	21,200	2,600	-	-	-	-	-	-
2008-63	14	18	26	249	85	41,500	2,000	3	-	-	1	-	-
2008-64	14	19	14	260	1	10,620	540	-	-	-	-	-	-
2008-65	30	6	14	177	113	21,200	2,600	-	-	-	-	-	-
2008-66	13	21	31	271	69	-	-	RELATED TO NO. 2008-63					

⁴ NI indicates never installed. I indicates installed but never used. NP indicates no prosecutor's report.

⁵ NR indicates not reported or could not be determined.

⁶ Motions: G = Granted, D = Denied, P = Pending.

* The first four digits of the A.O. number represent the year in which the wiretap was terminated. Wiretaps that were terminated prior to 2008 were not reported previously because they were part of ongoing investigations.

TABLE B-1
STATE CALIFORNIA

CALENDAR YEAR 2008

**REPORT BY JUDGES OF COURT-AUTHORIZED INTERCEPTS OF WIRE, ORAL, OR ELECTRONIC COMMUNICATIONS
PURSUANT TO 18 U.S.C. 2519**

A.O. Number *	Authorizing Official		Offense Specified	Intercept		Date of Application	Authorized Length		
	Judge	Prosecutor ¹		Type ²	Location ³		Original Order (Days)	Number of Extensions	Total Length (Days)
SAN BERNARDINO (CONTINUED)									
2008-67	BARR	CHRISTY	NARCOTICS	WC	D	09/29/2008	30	0	30
2008-68	BARR	CHRISTY	NARCOTICS	WC	D	09/30/2008	30	0	30
2008-69	BARR	CHRISTY	NARCOTICS	WC	D	10/03/2008	30	0	30
2008-70	BARR	CHRISTY	NARCOTICS	WC	D	10/14/2008	30	0	30
2008-71	BARR	CHRISTY	NARCOTICS	WC	D	10/14/2008	30	1	60
2008-72	BARR	CHRISTY	NARCOTICS	WC	D	10/21/2008	30	0	30
2008-73	BARR	CHRISTY	MURDER	WC	D	10/21/2008	30	0	30
2008-74	BARR	CHRISTY	NARCOTICS	WC	D	10/31/2008	30	0	30
2008-75	BARR	CHRISTY	NARCOTICS	WC	D	10/31/2008	30	1	56
2008-76	BARR	CHRISTY	NARCOTICS	WC	D	11/07/2008	30	0	30
2008-77	BARR	CHRISTY	NARCOTICS	WC	D	11/07/2008	30	0	30
2008-78	BARR	CHRISTY	MURDER	WC,WS	H,D	11/13/2008	30	0	30
2008-79	HARRISON	CHRISTY	NARCOTICS	WC	D	11/24/2008	30	0	30
2008-80	HARRISON	CHRISTY	NARCOTICS	WC	D	11/24/2008	30	0	30
2008-81	HARRISON	CHRISTY	NARCOTICS	WC	D	11/24/2008	30	0	30
2008-82	BARR	CHRISTY	NARCOTICS	WC	D	11/24/2008	30	0	30
2008-83	BARR	CHRISTY	NARCOTICS	WC	D	11/25/2008	30	0	30
2008-84	BARR	CHRISTY	NARCOTICS	WC	D	11/26/2008	30	0	30
SAN DIEGO									
2008-1	FRASER	DUMANIS	NARCOTICS	WC	D	12/12/2007	30	1	60
2008-2	FRASER	DUMANIS	NARCOTICS	WC,EO	D	01/03/2008	30	2	90
2008-3	FRASER	DUMANIS	NARCOTICS	WC	D	01/07/2008	30	1	60
2008-4	TRENTACOSTA	RODRIGUEZ	NARCOTICS	WC	D	01/10/2008	30	0	30
2008-5	TRENTACOSTA	DUMANIS	NARCOTICS	WC	D	01/23/2008	30	0	30
2008-6	TRENTACOSTA	DUMANIS	NARCOTICS	WC	D	01/30/2008	30	1	60
2008-7	TRENTACOSTA	DUMANIS	NARCOTICS	WC	D	02/01/2008	30	2	90
2008-8	TRENTACOSTA	DUMANIS	NARCOTICS	WC	D	02/11/2008	30	0	30
2008-9	TRENTACOSTA	DUMANIS	NARCOTICS	WC	D	02/13/2008	30	1	60
2008-10	TRENTACOSTA	DUMANIS	ROBBERY	WC	D	02/13/2008	30	0	30
2008-11	TRENTACOSTA	DUMANIS	NARCOTICS	WC	D	02/14/2008	30	0	30
2008-12	TRENTACOSTA	DUMANIS	NARCOTICS	WC,WS,EO	D,H	02/14/2008	30	1	60
2008-13	TRENTACOSTA	DUMANIS	NARCOTICS	WC	D	02/15/2008	30	0	30
2008-14	TRENTACOSTA	DUMANIS	ROBBERY	WC	D	02/28/2008	30	0	30

¹ The prosecuting official authorized the filing of the application under provisions of the state's statute. (See Table 1 for this state's statutory citation.)

² Type: WC = Cellular or Mobile Telephone (Wire), WS = Standard Telephone (Wire), WO = Other (Wire), OM = Microphone (Oral), OO = Other (Oral), ED = Digital Pager (Electronic), EE = Computer or E-Mail (Electronic), EF = Fax Machine (Electronic), EO = Other (Electronic).

³ Location: D = Portable Device, H = Personal Residence, B = Business, A = Public Area, O = Other Location, R = Roving (Relaxed Specification Order), N = Not Specified.

* The first four digits of the A.O. number represent the year in which the wiretap was terminated. Wiretaps that were terminated prior to 2008 were not reported previously because they were part of ongoing investigations.

TABLE B-1
STATE CALIFORNIA

CALENDAR YEAR 2008

**REPORT BY PROSECUTORS OF COURT-AUTHORIZED INTERCEPTS OF WIRE, ORAL, OR ELECTRONIC COMMUNICATIONS
PURSUANT TO 18 U.S.C. 2519**

A.O. Number *	Number Of Days in Oper- ation ⁴	Average Inter- cepts per Day	Number of ⁵			Costs		Number of					
			Persons Inter- cepted	Intercepts	Incrim- inating Intercepts	Total Cost in \$	Other Than Manpower in \$	Arrests	Trials	Motions to Suppress Intercepts ⁶			Persons Con- victed
										G	D	P	
SAN BERNARDINO (CONTINUED)													
2008-67	30	2	6	64	36	21,200	2,600	-	-	-	-	-	-
2008-68	30	3	7	96	30	23,800	5,200	-	-	-	-	-	-
2008-69	30	57	74	1,696	258	39,500	3,500	-	-	-	-	-	-
2008-70	30	130	114	3,910	473	20,571	1,400	2	-	-	-	-	-
2008-71	60	130	272	7,815	3,660	42,598	4,600	-	-	-	-	-	-
2008-72	30	14	20	410	300	19,225	625	2	-	-	-	-	-
2008-73	30	83	172	2,492	211	28,000	2,000	-	-	-	-	-	-
2008-74	30	8	5	240	62	19,225	625	-	-	-	-	-	-
2008-75	56	18	252	981	20	23,371	4,200	-	-	-	-	-	-
2008-76	30	74	216	2,232	69	10,400	1,400	-	-	-	-	-	-
2008-77	30	3	3	76	17	19,225	625	-	-	-	-	-	-
2008-78	12	NR	NR	NR	NR	-	-	-	-	-	-	-	-
2008-79	7	-	-	-	-	1,160	1,000	-	-	-	-	-	-
2008-80	11	4	5	43	16	25,996	1,825	-	-	-	-	-	-
2008-81	11	4	5	48	1	26,854	2,600	-	-	-	-	-	-
2008-82	30	6	9	188	54	20,671	1,500	-	-	-	-	-	-
2008-83	30	-	NR	5	NR	39,700	20,550	-	-	-	-	-	-
2008-84	30	7	NR	210	NR	-	-	-	-	-	-	-	-
SAN DIEGO													
2008-1	54	17	52	920	160	98,180	18,000	-	-	-	-	-	-
2008-2	88	47	501	4,157	129	114,022	5,325	3	-	-	-	-	2
2008-3	51	4	4	211	38	150,000	150,000	1	-	-	-	-	1
2008-4	27	15	22	411	16	94,580	14,400	-	-	-	-	-	-
2008-5	30	46	10	1,382	65	72,947	702	1	-	-	-	-	1
2008-6	28	61	4	1,706	28	RELATED TO NO. 2008-10		RELATED TO NO. 2008-10					
2008-7	56	192	121	10,732	2,536	47,290	7,200	-	-	-	-	-	-
2008-8	30	11	27	343	128	23,581	1,810	10	-	-	-	-	9
2008-9	35	78	14	2,735	517	165,800	12,200	-	-	-	-	-	-
2008-10	22	187	189	4,123	538	17,350	1,200	6	-	-	-	-	-
2008-11	30	17	12	523	130	23,645	3,600	-	-	-	-	-	-
2008-12	59	100	261	5,927	1,281	83,456	10,579	1	-	-	-	-	-
2008-13	12	-	NR	2	-	RELATED TO NO. 2008-3		RELATED TO NO. 2008-3					
2008-14	26	57	39	1,478	85	-	-	RELATED TO NO. 2008-10					

⁴ NI indicates never installed. I indicates installed but never used. NP indicates no prosecutor's report.

⁵ NR indicates not reported or could not be determined.

⁶ Motions: G = Granted, D = Denied, P = Pending.

* The first four digits of the A.O. number represent the year in which the wiretap was terminated. Wiretaps that were terminated prior to 2008 were not reported previously because they were part of ongoing investigations.

TABLE B-1
STATE CALIFORNIA

CALENDAR YEAR 2008

**REPORT BY JUDGES OF COURT-AUTHORIZED INTERCEPTS OF WIRE, ORAL, OR ELECTRONIC COMMUNICATIONS
PURSUANT TO 18 U.S.C. 2519**

A.O. Number *	Authorizing Official		Offense Specified	Intercept		Date of Application	Authorized Length		
	Judge	Prosecutor ¹		Type ²	Location ³		Original Order (Days)	Number of Extensions	Total Length (Days)
SAN DIEGO (CONTINUED)									
2008-15	TRENTACOSTA	DUMANIS	NARCOTICS	WC	D	03/04/2008	30	0	30
2008-16	TRENTACOSTA	DUMANIS	NARCOTICS	WC	D	03/05/2008	30	0	30
2008-17	TRENTACOSTA	DUMANIS	NARCOTICS	WC	D	03/12/2008	30	0	30
2008-18	TRENTACOSTA	DUMANIS	NARCOTICS	WC,EO	D	03/13/2008	30	0	30
2008-19	TRENTACOSTA	RODRIGUEZ	NARCOTICS	WC	D	03/13/2008	30	0	30
2008-20	TRENTACOSTA	DUMANIS	NARCOTICS	WC	D	03/17/2008	30	0	30
2008-21	TRENTACOSTA	DUMANIS	NARCOTICS	WC,EO	D	03/19/2008	30	1	60
2008-22	TRENTACOSTA	DUMANIS	NARCOTICS	WC	D	03/19/2008	30	0	30
2008-23	TRENTACOSTA	DUMANIS	NARCOTICS	WC	D	03/25/2008	30	0	30
2008-24	TRENTACOSTA	DUMANIS	NARCOTICS	WC	D	03/25/2008	30	3	120
2008-25	TRENTACOSTA	DUMANIS	NARCOTICS	WC	D	04/02/2008	30	3	120
2008-26	TRENTACOSTA	DUMANIS	NARCOTICS	WC	D	04/03/2008	30	1	60
2008-27	TRENTACOSTA	DUMANIS	ROBBERY	WC	D	04/03/2008	30	0	30
2008-28	TRENTACOSTA	DUMANIS	NARCOTICS	WC	D	04/07/2008	30	2	90
2008-29	TRENTACOSTA	DUMANIS	NARCOTICS	WC	D	04/08/2008	30	0	30
2008-30	TRENTACOSTA	DUMANIS	NARCOTICS	WC,EO	D	04/16/2008	30	0	30
2008-31	TRENTACOSTA	RODRIGUEZ	MURDER	WC	D	04/17/2008	30	0	30
2008-32	TRENTACOSTA	DUMANIS	NARCOTICS	WC	D	04/22/2008	30	1	60
2008-33	TRENTACOSTA	DUMANIS	NARCOTICS	WC	D	04/23/2008	30	1	60
2008-34	TRENTACOSTA	DUMANIS	NARCOTICS	WC	D	04/23/2008	30	2	90
2008-35	TRENTACOSTA	DUMANIS	NARCOTICS	WC	D	04/23/2008	30	1	60
2008-36	TRENTACOSTA	RODRIGUEZ	MURDER	WC	D	04/23/2008	30	1	60
2008-37	FRASER	RODRIGUEZ	NARCOTICS	WC	D	04/28/2008	30	0	30
2008-38	TRENTACOSTA	DUMANIS	NARCOTICS	WC	D	04/28/2008	30	0	30
2008-39	FRASER	DUMANIS	NARCOTICS	WC,EO	D	04/29/2008	30	0	30
2008-40	TRENTACOSTA	DUMANIS	NARCOTICS	WC	D	04/30/2008	30	0	30
2008-41	TRENTACOSTA	RODRIGUEZ	NARCOTICS	WC	D	05/05/2008	30	0	30
2008-42	TRENTACOSTA	RODRIGUEZ	NARCOTICS	WC	D	05/06/2008	30	0	30
2008-43	TRENTACOSTA	RODRIGUEZ	NARCOTICS	WC	D	05/06/2008	30	0	30
2008-44	TRENTACOSTA	RODRIGUEZ	NARCOTICS	WC	D	05/13/2008	30	1	60
2008-45	TRENTACOSTA	DUMANIS	ROBBERY	WC	D	05/16/2008	30	0	30
2008-46	TRENTACOSTA	DUMANIS	NARCOTICS	WC	D	05/19/2008	30	2	90

¹ The prosecuting official authorized the filing of the application under provisions of the state's statute. (See Table 1 for this state's statutory citation.)

² Type: WC = Cellular or Mobile Telephone (Wire), WS = Standard Telephone (Wire), WO = Other (Wire), OM = Microphone (Oral), OO = Other (Oral), ED = Digital Pager (Electronic), EE = Computer or E-Mail (Electronic), EF = Fax Machine (Electronic), EO = Other (Electronic).

³ Location: D = Portable Device, H = Personal Residence, B = Business, A = Public Area, O = Other Location, R = Roving (Relaxed Specification Order), N = Not Specified.

* The first four digits of the A.O. number represent the year in which the wiretap was terminated. Wiretaps that were terminated prior to 2008 were not reported previously because they were part of ongoing investigations.

TABLE B-1
STATE CALIFORNIA

CALENDAR YEAR 2008

**REPORT BY PROSECUTORS OF COURT-AUTHORIZED INTERCEPTS OF WIRE, ORAL, OR ELECTRONIC COMMUNICATIONS
PURSUANT TO 18 U.S.C. 2519**

A.O. Number *	Number Of Days in Oper- ation ⁴	Average Inter- cepts per Day	Number of ⁵			Costs		Number of					
			Persons Inter- cepted	Intercepts	Incrim- inating Intercepts	Total Cost in \$	Other Than Manpower in \$	Arrests	Trials	Motions to Suppress Intercepts ⁶			Persons Con- victed
										G	D	P	
SAN DIEGO (CONTINUED)													
2008-15	30	176	25	5,280	582	200,529	1,500	5	-	-	-	-	4
2008-16	30	42	12	1,254	357	19,645	1,400	-	-	-	-	-	-
2008-17	14	98	1	1,378	134	50,472	-	2	-	-	-	-	2
2008-18	30	66	156	1,976	321	22,903	4,375	7	-	-	-	-	6
2008-19	8	35	39	282	67	6,276	1,400	15	-	-	-	-	8
2008-20	30	77	20	2,309	582	100,515	1,000	5	-	-	-	-	4
2008-21	45	104	2	4,689	732	RELATED TO NO. 2008-17		RELATED TO NO. 2008-17					
2008-22	30	18	10	543	122	300,000	50,000	47	-	-	1	-	25
2008-23	NI	-	-	-	-	-	-	-	-	-	-	-	-
2008-24	120	40	42	4,804	469	RELATED TO NO. 2008-22		RELATED TO NO. 2008-22					
2008-25	120	39	40	4,666	890	RELATED TO NO. 2008-22		RELATED TO NO. 2008-22					
2008-26	60	54	245	3,230	1,000	118,225	18,000	-	-	-	-	-	-
2008-27	24	224	132	5,372	279	18,171	1,800	RELATED TO NO. 2008-10					
2008-28	88	134	305	11,781	2,193	73,600	5,600	5	-	-	-	-	-
2008-29	NI	-	-	-	-	-	-	-	-	-	-	-	-
2008-30	18	34	1	612	38	RELATED TO NO. 2008-17		RELATED TO NO. 2008-17					
2008-31	30	50	73	1,487	233	15,729	2,200	12	-	-	-	-	-
2008-32	57	41	62	2,318	420	18,400	2,200	5	-	-	-	-	4
2008-33	56	28	17	1,583	118	RELATED TO NO. 2008-9		-	-	-	-	-	-
2008-34	90	173	65	15,613	517	RELATED TO NO. 2008-22		RELATED TO NO. 2008-22					
2008-35	57	48	566	2,718	119	1,400	1,400	8	-	-	-	-	8
2008-36	41	66	66	2,715	166	21,316	3,125	RELATED TO NO. 2008-31					
2008-37	30	113	83	3,382	1,377	94,580	14,400	-	-	-	-	-	-
2008-38	20	1	8	13	4	9,100	700	9	-	-	-	-	5
2008-39	11	14	1	154	28	RELATED TO NO. 2008-17		RELATED TO NO. 2008-17					
2008-40	30	84	125	2,505	612	RELATED TO NO. 2008-9		-	-	-	-	-	-
2008-41	30	132	42	3,960	231	RELATED TO NO. 2008-16		-	-	-	-	-	-
2008-42	30	73	NR	2,187	1,199	RELATED TO NO. 2008-22		RELATED TO NO. 2008-22					
2008-43	13	16	50	212	72	6,200	700	RELATED TO NO. 2008-38					
2008-44	50	81	25	4,032	447	RELATED TO NO. 2008-22		RELATED TO NO. 2008-22					
2008-45	30	257	323	7,715	647	16,282	2,600	RELATED TO NO. 2008-10					
2008-46	31	-	-	-	-	RELATED TO NO. 2008-9		-	-	-	-	-	-

⁴ NI indicates never installed. I indicates installed but never used. NP indicates no prosecutor's report.

⁵ NR indicates not reported or could not be determined.

⁶ Motions: G = Granted, D = Denied, P = Pending.

* The first four digits of the A.O. number represent the year in which the wiretap was terminated. Wiretaps that were terminated prior to 2008 were not reported previously because they were part of ongoing investigations.

TABLE B-1
STATE CALIFORNIA

CALENDAR YEAR 2008

**REPORT BY JUDGES OF COURT-AUTHORIZED INTERCEPTS OF WIRE, ORAL, OR ELECTRONIC COMMUNICATIONS
PURSUANT TO 18 U.S.C. 2519**

A.O. Number *	Authorizing Official		Offense Specified	Intercept		Date of Application	Authorized Length		
	Judge	Prosecutor ¹		Type ²	Location ³		Original Order (Days)	Number of Extensions	Total Length (Days)
SAN DIEGO (CONTINUED)									
2008-47	FRASER	DUMANIS	NARCOTICS	WC	D	05/22/2008	30	0	30
2008-48	TRENTACOSTA	DUMANIS	NARCOTICS	WC	D	05/27/2008	30	1	60
2008-49	TRENTACOSTA	DUMANIS	NARCOTICS	WC	D	05/28/2008	30	0	30
2008-50	TRENTACOSTA	DUMANIS	NARCOTICS	WC	D	06/02/2008	30	0	30
2008-51	TRENTACOSTA	DUMANIS	NARCOTICS	WC	D	06/03/2008	30	1	60
2008-52	TRENTACOSTA	DUMANIS	NARCOTICS	WC,WS	D,H	06/06/2008	30	0	30
2008-53	TRENTACOSTA	DUMANIS	NARCOTICS	WC	D	06/06/2008	30	0	30
2008-54	TRENTACOSTA	DUMANIS	NARCOTICS	WC	D	06/18/2008	30	0	30
2008-55	TRENTACOSTA	DUMANIS	NARCOTICS	WC	D	06/19/2008	30	1	60
2008-56	TRENTACOSTA	DUMANIS	NARCOTICS	WC	D	06/26/2008	30	4	150
2008-57	TRENTACOSTA	DUMANIS	NARCOTICS	WC	D	06/30/2008	30	0	30
2008-58	TRENTACOSTA	DUMANIS	NARCOTICS	WC	D	07/08/2008	30	0	30
2008-59	TRENTACOSTA	RODRIGUEZ	NARCOTICS	WC	D	07/15/2008	30	1	60
2008-60	TRENTACOSTA	DUMANIS	NARCOTICS	WC	D	07/17/2008	30	0	30
2008-61	TRENTACOSTA	DUMANIS	NARCOTICS	WC	D	07/20/2008	30	1	60
2008-62	TRENTACOSTA	DUMANIS	NARCOTICS	WC	D	07/23/2008	30	0	30
2008-63	TRENTACOSTA	DUMANIS	NARCOTICS	WC	D	07/23/2008	30	0	30
2008-64	TRENTACOSTA	RODRIGUEZ	NARCOTICS	WC	D	07/25/2008	30	1	60
2008-65	TRENTACOSTA	DUMANIS	NARCOTICS	WC	D	08/05/2008	30	0	30
2008-66	TRENTACOSTA	DUMANIS	NARCOTICS	WC	D	08/05/2008	30	0	30
2008-67	TRENTACOSTA	DUMANIS	NARCOTICS	WC	D	08/22/2008	30	0	30
2008-68	TRENTACOSTA	RODRIGUEZ	NARCOTICS	WC	D	08/29/2008	30	1	60
2008-69	TRENTACOSTA	DUMANIS	NARCOTICS	WC	D	09/05/2008	30	1	60
2008-70	TRENTACOSTA	RODRIGUEZ	NARCOTICS	WC	D	09/17/2008	30	0	30
2008-71	TRENTACOSTA	RODRIGUEZ	NARCOTICS	WC	D	09/23/2008	30	1	60
2008-72	ROGERS	RODRIGUEZ	NARCOTICS	WC	D	09/25/2008	30	0	30
2008-73	TRENTACOSTA	RODRIGUEZ	NARCOTICS	WC	D	09/25/2008	30	0	30
2008-74	TRENTACOSTA	RODRIGUEZ	NARCOTICS	WC	D	09/29/2008	30	0	30
2008-75	TRENTACOSTA	DUMANIS	NARCOTICS	WC	D	09/29/2008	30	0	30
2008-76	TRENTACOSTA	DUMANIS	NARCOTICS	WC	D	10/07/2008	30	0	30
2008-77	TRENTACOSTA	RODRIGUEZ	NARCOTICS	WC	D	10/10/2008	30	0	30
2008-78	TRENTACOSTA	DUMANIS	NARCOTICS	WC	D	10/10/2008	30	1	60
2008-79	TRENTACOSTA	DUMANIS	NARCOTICS	WC	D	10/21/2008	30	0	30

¹ The prosecuting official authorized the filing of the application under provisions of the state's statute. (See Table 1 for this state's statutory citation.)

² Type: WC = Cellular or Mobile Telephone (Wire), WS = Standard Telephone (Wire), WO = Other (Wire), OM = Microphone (Oral), OO = Other (Oral), ED = Digital Pager (Electronic), EE = Computer or E-Mail (Electronic), EF = Fax Machine (Electronic), EO = Other (Electronic).

³ Location: D = Portable Device, H = Personal Residence, B = Business, A = Public Area, O = Other Location, R = Roving (Relaxed Specification Order), N = Not Specified.

* The first four digits of the A.O. number represent the year in which the wiretap was terminated. Wiretaps that were terminated prior to 2008 were not reported previously because they were part of ongoing investigations.

TABLE B-1
STATE CALIFORNIA

CALENDAR YEAR 2008

**REPORT BY PROSECUTORS OF COURT-AUTHORIZED INTERCEPTS OF WIRE, ORAL, OR ELECTRONIC COMMUNICATIONS
PURSUANT TO 18 U.S.C. 2519**

A.O. Number *	Number Of Days in Oper- ation ⁴	Average Inter- cepts per Day	Number of ⁵			Costs		Number of						
			Persons Inter- cepted	Intercepts	Incrim- inating Intercepts	Total Cost in \$	Other Than Manpower in \$	Arrests	Trials	Motions to Suppress Intercepts ⁶			Persons Con- victed	
										G	D	P		
SAN DIEGO (CONTINUED)														
2008-47	26	53	73	1,366	395	RELATED TO NO. 2008-32		RELATED TO NO. 2008-32						
2008-48	60	52	318	3,119	112	27,000	1,700	RELATED TO NO. 2008-38						
2008-49	30	41	25	1,218	204	RELATED TO NO. 2008-22		RELATED TO NO. 2008-22						
2008-50	12	11	5	135	64	RELATED TO NO. 2008-9		-	-	-	-	-	-	
2008-51	60	130	265	7,773	1,240	461,400	15,400	-	-	-	-	-	-	
2008-52	30	37	10	1,102	421	RELATED TO NO. 2008-9		-	-	-	-	-	-	
2008-53	21	35	NR	727	66	29,100	2,600	RELATED TO NO. 2008-28						
2008-54	21	83	15	1,746	103	RELATED TO NO. 2008-22		RELATED TO NO. 2008-22						
2008-55	60	57	133	3,424	52	25,975	675	RELATED TO NO. 2008-38						
2008-56	150	40	34	6,065	808	RELATED TO NO. 2008-22		RELATED TO NO. 2008-22						
2008-57	30	484	343	14,507	2,373	RELATED TO NO. 2008-51		-	-	-	-	-	-	
2008-58	30	36	10	1,080	150	RELATED TO NO. 2008-9		-	-	-	-	-	-	
2008-59	35	17	10	594	171	RELATED TO NO. 2008-22		RELATED TO NO. 2008-22						
2008-60	30	60	305	1,810	768	29,185	2,600	RELATED TO NO. 2008-28						
2008-61	46	24	23	1,116	264	22,118	1,400	20	-	-	-	-	20	
2008-62	30	9	31	282	41	14,200	1,500	RELATED TO NO. 2008-38						
2008-63	30	2	18	71	20	13,400	700	RELATED TO NO. 2008-38						
2008-64	52	44	28	2,280	376	RELATED TO NO. 2008-22		RELATED TO NO. 2008-22						
2008-65	30	51	43	1,524	307	13,812	750	RELATED TO NO. 2008-61						
2008-66	30	68	43	2,029	291	19,488	1,400	RELATED TO NO. 2008-61						
2008-67	25	33	15	837	238	RELATED TO NO. 2008-22		RELATED TO NO. 2008-22						
2008-68	45	25	20	1,124	422	RELATED TO NO. 2008-22		RELATED TO NO. 2008-22						
2008-69	42	9	24	376	222	RELATED TO NO. 2008-22		RELATED TO NO. 2008-22						
2008-70	30	8	6	237	71	RELATED TO NO. 2008-22		RELATED TO NO. 2008-22						
2008-71	56	10	15	582	213	RELATED TO NO. 2008-22		RELATED TO NO. 2008-22						
2008-72	18	141	53	2,534	677	15,325	1,400	-	-	-	-	-	-	
2008-73	20	110	91	2,202	513	36,549	1,400	-	-	-	-	-	-	
2008-74	21	84	56	1,772	384	13,842	1,400	RELATED TO NO. 2008-19						
2008-75	30	126	222	3,786	238	29,875	5,275	RELATED TO NO. 2008-82						
2008-76	30	109	159	3,273	279	183,745	1,500	1	-	-	-	-	-	
2008-77	29	1	3	42	-	RELATED TO NO. 2008-22		RELATED TO NO. 2008-22						
2008-78	58	50	172	2,872	984	RELATED TO NO. 2008-75		RELATED TO NO. 2008-82						
2008-79	30	-	-	-	-	RELATED TO NO. 2008-22		RELATED TO NO. 2008-22						

⁴ NI indicates never installed. I indicates installed but never used. NP indicates no prosecutor's report.

⁵ NR indicates not reported or could not be determined.

⁶ Motions: G = Granted, D = Denied, P = Pending.

* The first four digits of the A.O. number represent the year in which the wiretap was terminated. Wiretaps that were terminated prior to 2008 were not reported previously because they were part of ongoing investigations.

TABLE B-1
STATE CALIFORNIA

CALENDAR YEAR 2008

**REPORT BY JUDGES OF COURT-AUTHORIZED INTERCEPTS OF WIRE, ORAL, OR ELECTRONIC COMMUNICATIONS
PURSUANT TO 18 U.S.C. 2519**

A.O. Number *	Authorizing Official		Offense Specified	Intercept		Date of Application	Authorized Length		
	Judge	Prosecutor ¹		Type ²	Location ³		Original Order (Days)	Number of Extensions	Total Length (Days)
SAN DIEGO (CONTINUED)									
2008-80	TRENTACOSTA	DUMANIS	NARCOTICS	WC	D	10/28/2008	30	0	30
2008-81	TRENTACOSTA	DUMANIS	NARCOTICS	WC,WS	D,H	10/28/2008	30	0	30
2008-82	TRENTACOSTA	DUMANIS	NARCOTICS	WC	D	11/07/2008	30	0	30
2008-83	TRENTACOSTA	RODRIGUEZ	NARCOTICS	WC	D	12/02/2008	30	0	30
SAN FRANCISCO									
2008-1	BREALL	GLUNTINI	NARCOTICS	WC	D	03/19/2008	30	1	49
2008-2	LEE	GLUNTINI	MURDER	WC	D	11/13/2008	30	0	30
SAN JOAQUIN									
2008-1	GUILIANI	BUSUTTIL	MURDER	WC	D	04/03/2008	30	1	37
2008-2	GUILIANI	BUSUTTIL	MURDER	WC	D	05/21/2008	30	0	30
SAN LUIS OBISPO									
2008-1	GARRETT	HILFORD	NARCOTICS	WC	D	03/26/2008	30	1	60
2008-2	GARRETT	HILFORD	NARCOTICS	WC	D	05/16/2008	30	0	30
2008-3	TRICE	HILFORD	NARCOTICS	WC	D	08/13/2008	30	2	90
2008-4	GARRETT	HILFORD	NARCOTICS	WC	D	11/21/2008	30	0	30
SANTA CLARA									
2008-1	CENA	CARR	NARCOTICS	WC	D	02/11/2008	30	0	30
2008-2	CENA	CARR	NARCOTICS	WC	D	02/22/2008	30	1	60
2008-3	CENA	CARR	NARCOTICS	WC	D	03/18/2008	30	0	30
2008-4	CENA	CARR	NARCOTICS	WC	D	04/02/2008	30	0	30
2008-5	CENA	CARR	NARCOTICS	WC	D	04/14/2008	30	0	30
2008-6	CENA	CARR	NARCOTICS	WC	D	05/16/2008	30	1	60
2008-7	CENA	CARR	NARCOTICS	WC	D	08/04/2008	30	0	30
2008-8	CENA	CARR	NARCOTICS	WC,WS	D,H	08/21/2008	30	1	60
2008-9	CENA	CARR	NARCOTICS	WC	D	08/21/2008	30	0	30
2008-10	CENA	CARR	NARCOTICS	WC	D	09/02/2008	30	0	30
2008-11	CENA	CARR	NARCOTICS	WC,WS	D,H	09/22/2008	30	0	30
2008-12	CENA	CARR	NARCOTICS	WC	D	10/15/2008	30	0	30
2008-13	CENA	CARR	NARCOTICS	WC	D	11/13/2008	30	0	30
2008-14	CENA	CARR	NARCOTICS	WC	D	12/02/2008	30	0	30
SONOMA									
2008-1	OWEN	PASSALACQUA	NARCOTICS	WC	D	03/12/2008	30	0	30
2008-2	OWEN	PASSALACQUA	NARCOTICS	WC	D	05/12/2008	30	0	30

¹ The prosecuting official authorized the filing of the application under provisions of the state's statute. (See Table 1 for this state's statutory citation.)

² Type: WC = Cellular or Mobile Telephone (Wire), WS = Standard Telephone (Wire), OM = Other (Wire), OM = Microphone (Oral), OO = Other (Oral), ED = Digital Pager (Electronic), EE = Computer or E-Mail (Electronic), EF = Fax Machine (Electronic), EO = Other (Electronic).

³ Location: D = Portable Device, H = Personal Residence, B = Business, A = Public Area, O = Other Location, R = Roving (Relaxed Specification Order), N = Not Specified.

* The first four digits of the A.O. number represent the year in which the wiretap was terminated. Wiretaps that were terminated prior to 2008 were not reported previously because they were part of ongoing investigations.

TABLE B-1
STATE CALIFORNIA

CALENDAR YEAR 2008

**REPORT BY PROSECUTORS OF COURT-AUTHORIZED INTERCEPTS OF WIRE, ORAL, OR ELECTRONIC COMMUNICATIONS
PURSUANT TO 18 U.S.C. 2519**

A.O. Number *	Number Of Days in Oper- ation ⁴	Average Inter- cepts per Day	Number of ⁵			Costs		Number of					
			Persons Inter- cepted	Intercepts	Incrim- inating Intercepts	Total Cost in \$	Other Than Manpower in \$	Arrests	Trials	Motions to Suppress Intercepts ⁶			Persons Con- victed
										G	D	P	
SAN DIEGO (CONTINUED)													
2008-80	22	-	1	10	-	RELATED TO NO. 2008-22		RELATED TO NO. 2008-22					
2008-81	20	63	144	1,260	202	30,521	3,900	1	-	-	-	-	-
2008-82	28	92	201	2,567	855	26,700	2,100	2	-	-	-	2	-
2008-83	16	86	52	1,368	166	40,628	6,300	2	-	-	-	-	1
SAN FRANCISCO													
2008-1	47	110	244	5,188	257	116,395	16,670	-	-	-	-	-	-
2008-2	26	352	10	9,162	195	201,000	15,000	-	-	-	-	-	-
SAN JOAQUIN													
2008-1	37	359	43	13,274	522	109,610	36,654	10	-	-	-	-	6
2008-2	8	256	NR	2,048	163	12,633	1,377	-	-	-	-	-	-
SAN LUIS OBISPO													
2008-1	57	49	101	2,807	382	-	-	17	-	-	-	-	5
2008-2	28	15	50	419	36	-	-	RELATED TO NO. 2008-1					
2008-3	8	32	42	258	68	-	-	3	-	-	-	-	2
2008-4	19	107	20	2,034	300	-	-	-	-	-	-	-	-
SANTA CLARA													
2008-1	10	42	18	416	61	79,159	4,430	13	-	-	1	-	12
2008-2	33	113	NR	3,725	706	34,800	13,620	RELATED TO NO. 2008-1					
2008-3	8	59	NR	469	-	17,509	1,750	-	-	-	-	-	-
2008-4	25	32	NR	804	103	46,781	21,521	RELATED TO NO. 2008-1					
2008-5	29	219	NR	6,353	1,150	8,934	3,420	RELATED TO NO. 2008-1					
2008-6	58	19	115	1,129	233	29,276	1,350	-	-	-	-	-	-
2008-7	17	68	127	1,152	142	16,813	2,850	5	-	-	-	-	-
2008-8	45	39	NR	1,745	206	101,508	6,147	8	-	-	-	-	8
2008-9	17	116	265	1,980	234	29,358	2,850	RELATED TO NO. 2008-7					
2008-10	9	73	NR	659	116	34,593	2,800	-	-	-	-	-	-
2008-11	25	69	NR	1,731	54	RELATED TO NO. 2008-8		RELATED TO NO. 2008-8					
2008-12	21	234	NR	4,915	416	52,316	7,000	-	-	-	-	-	-
2008-13	11	27	NR	299	56	44,485	1,830	-	-	-	-	-	-
2008-14	29	52	NR	1,520	55	18,554	4,200	-	-	-	-	-	-
SONOMA													
2008-1	30	5	24	148	64	38,012	13,622	3	-	-	-	-	2
2008-2	18	52	24	927	234	43,684	29,050	RELATED TO NO. 2008-1					

⁴ NI indicates never installed. I indicates installed but never used. NP indicates no prosecutor's report.

⁵ NR indicates not reported or could not be determined.

⁶ Motions: G = Granted, D = Denied, P = Pending.

* The first four digits of the A.O. number represent the year in which the wiretap was terminated. Wiretaps that were terminated prior to 2008 were not reported previously because they were part of ongoing investigations.

TABLE B-1
STATE CALIFORNIA

CALENDAR YEAR 2008

**REPORT BY JUDGES OF COURT-AUTHORIZED INTERCEPTS OF WIRE, ORAL, OR ELECTRONIC COMMUNICATIONS
PURSUANT TO 18 U.S.C. 2519**

A.O. Number *	Authorizing Official		Offense Specified	Intercept		Date of Application	Authorized Length		
	Judge	Prosecutor ¹		Type ²	Location ³		Original Order (Days)	Number of Extensions	Total Length (Days)
SONOMA (CONTINUED)									
2008-3	OWEN	PASSALACQUA	MURDER	WC	D	05/12/2008	30	0	30
STANISLAUS									
2008-1	ASHLEY	FLADAGER	NARCOTICS	WC	D	01/04/2008	30	0	30
2008-2	ASHLEY	FLADAGER	NARCOTICS	WC	D	01/09/2008	30	0	30
2008-3	ASHLEY	FLADAGER	NARCOTICS	WC	D	02/12/2008	30	0	30
2008-4	ASHLEY	FLADAGER	NARCOTICS	WC	D	03/04/2008	30	0	30
2008-5	ASHLEY	FLADAGER	MURDER	WC	D	05/27/2008	30	0	30
2008-6	ASHLEY	FLADAGER	MURDER	WC	D	06/04/2008	30	0	30
2008-7	ASHLEY	FLADAGER	NARCOTICS	WC	D	06/11/2008	30	0	30
2008-8	ASHLEY	FLADAGER	NARCOTICS	WC	D	06/11/2008	30	0	30
2008-9	ASHLEY	FLADAGER	NARCOTICS	WC	D	06/26/2008	30	0	30
2008-10	ASHLEY	FLADAGER	MURDER	WC	D	09/05/2008	30	0	30
2008-11	ASHLEY	FLADAGER	MURDER	WC	D	09/16/2008	30	0	30
VENTURA									
2008-1	WHITE	TOTTEN	MURDER	WC	D	01/04/2008	30	0	30
2008-2	MCGEE	TOTTEN	NARCOTICS	WC	D	01/10/2008	30	0	30
2008-3	SMILEY	TOTTEN	NARCOTICS	WC	D	02/15/2008	30	0	30
2008-4	CLONINGER	TOTTEN	MURDER	WC	D	02/15/2008	30	1	31
2008-5	WHITE	TOTTEN	NARCOTICS	WC	D	03/17/2008	30	1	60
2008-6	MURPHY	TOTTEN	MURDER	WC	D	04/17/2008	13	0	13
2008-7	WHITE	TOTTEN	NARCOTICS	WC	D	04/29/2008	30	0	30
2008-8	MCGEE	TOTTEN	NARCOTICS	WC	D	05/09/2008	30	0	30
2008-9	BRODIE	TOTTEN	NARCOTICS	WC	D	05/09/2008	30	0	30
2008-10	MCGEE	TOTTEN	NARCOTICS	WC	D	06/13/2008	30	0	30
2008-11	WHITE	TOTTEN	NARCOTICS	WC	D	07/06/2008	30	0	30
2008-12	WHITE	TOTTEN	NARCOTICS	WC	D	07/12/2008	30	0	30
2008-13	WHITE	TOTTEN	MURDER	WC	D	10/26/2008	30	1	60
2008-14	WHITE	TOTTEN	NARCOTICS	WC	D	11/05/2008	30	0	30

¹ The prosecuting official authorized the filing of the application under provisions of the state's statute. (See Table 1 for this state's statutory citation.)

² Type: WC = Cellular or Mobile Telephone (Wire), WS = Standard Telephone (Wire), WO = Other (Wire), OM = Microphone (Oral), OO = Other (Oral), ED = Digital Pager (Electronic), EE = Computer or E-Mail (Electronic), EF = Fax Machine (Electronic), EO = Other (Electronic).

³ Location: D = Portable Device, H = Personal Residence, B = Business, A = Public Area, O = Other Location, R = Roving (Relaxed Specification Order), N = Not Specified.

* The first four digits of the A.O. number represent the year in which the wiretap was terminated. Wiretaps that were terminated prior to 2008 were not reported previously because they were part of ongoing investigations.

TABLE B-1
STATE CALIFORNIA

CALENDAR YEAR 2008

**REPORT BY PROSECUTORS OF COURT-AUTHORIZED INTERCEPTS OF WIRE, ORAL, OR ELECTRONIC COMMUNICATIONS
PURSUANT TO 18 U.S.C. 2519**

A.O. Number *	Number Of Days in Oper- ation ⁴	Average Inter- cepts per Day	Number of ⁵			Costs		Number of					
			Persons Inter- cepted	Intercepts	Incrim- inating Intercepts	Total Cost in \$	Other Than Manpower in \$	Arrests	Trials	Motions to Suppress Intercepts ⁶			Persons Con- victed
										G	D	P	
SONOMA (CONTINUED)													
2008-3	19	120	88	2,279	1	404,750	12,650	5	-	-	-	-	-
STANISLAUS													
2008-1	19	6	39	105	21	9,883	1,040	-	-	-	-	-	-
2008-2	30	41	80	1,239	316	16,360	860	10	-	-	-	-	-
2008-3	9	47	24	422	41	4,738	550	7	-	-	-	-	-
2008-4	22	17	38	369	121	10,168	860	3	-	-	-	-	-
2008-5	6	16	25	95	4	18,500	3,500	2	-	-	-	-	-
2008-6	6	52	25	313	33	-	-	-	-	-	-	-	-
2008-7	9	16	39	144	57	5,188	1,000	5	-	-	-	5	-
2008-8	16	12	26	192	23	7,932	485	-	-	-	-	-	-
2008-9	24	38	58	906	21	12,630	1,460	3	-	-	-	-	-
2008-10	16	433	16	6,928	524	43,000	8,000	-	-	-	-	-	-
2008-11	10	49	16	486	94	-	-	-	-	-	-	-	-
VENTURA													
2008-1	28	353	13	9,895	308	313,100	13,100	3	-	-	-	-	-
2008-2	30	34	89	1,027	138	20,600	3,600	3	-	-	-	-	-
2008-3	30	56	40	1,691	54	19,900	700	9	-	-	-	-	2
2008-4	31	481	154	14,926	2,368	480,000	8,000	12	-	-	-	-	8
2008-5	58	113	232	6,529	857	61,700	4,100	RELATED TO NO. 2008-3					
2008-6	13	20	16	257	-	6,400	1,800	-	-	-	-	-	-
2008-7	22	69	22	1,511	224	20,845	1,300	-	-	-	-	-	-
2008-8	12	117	53	1,408	284	56,400	5,400	2	-	-	-	-	2
2008-9	30	41	62	1,225	51	18,291	750	3	-	-	-	-	-
2008-10	30	33	68	978	230	56,400	5,400	4	-	-	-	-	-
2008-11	24	171	75	4,096	259	34,975	2,775	5	-	-	-	-	-
2008-12	30	47	89	1,420	459	82,400	5,400	2	-	-	-	-	-
2008-13	32	452	14	14,461	689	443,630	18,630	6	-	-	-	-	-
2008-14	NI	-	-	-	-	-	-	-	-	-	-	-	-

⁴ NI indicates never installed. I indicates installed but never used. NP indicates no prosecutor's report.

⁵ NR indicates not reported or could not be determined.

⁶ Motions: G = Granted, D = Denied, P = Pending.

* The first four digits of the A.O. number represent the year in which the wiretap was terminated. Wiretaps that were terminated prior to 2008 were not reported previously because they were part of ongoing investigations.

TABLE B-1
STATE COLORADO

CALENDAR YEAR 2008

**REPORT BY JUDGES OF COURT-AUTHORIZED INTERCEPTS OF WIRE, ORAL, OR ELECTRONIC COMMUNICATIONS
PURSUANT TO 18 U.S.C. 2519**

A.O. Number *	Authorizing Official		Offense Specified	Intercept		Date of Application	Authorized Length		
	Judge	Prosecutor ¹		Type ²	Location ³		Original Order (Days)	Number of Extensions	Total Length (Days)
1ST JUDICIAL DISTRICT (JEFFERSON)									
2008-1	ENQUIST	STOREY	NARCOTICS	WC	D	01/22/2008	30	1	60
2008-2	ENQUIST	STOREY	NARCOTICS	WC	D	02/08/2008	30	1	60
2008-3	ENQUIST	STOREY	NARCOTICS	WC	D	03/07/2008	30	0	30
2008-4	ENQUIST	STOREY	NARCOTICS	WC	D	03/20/2008	30	0	30
2008-5	ENQUIST	STOREY	NARCOTICS	WC	D	03/21/2008	30	0	30
2008-6	ENQUIST	STOREY	NARCOTICS	WC	D	04/02/2008	30	0	30
2008-7	ENQUIST	STOREY	NARCOTICS	WC	D	08/29/2008	30	1	60
2008-8	ENQUIST	STOREY	NARCOTICS	WC	D	09/12/2008	30	0	30
2008-9	ENQUIST	STOREY	NARCOTICS	WC	D	09/16/2008	30	1	60
2008-10	ENQUIST	STOREY	NARCOTICS	WC	D	09/22/2008	30	0	30
2008-11	ENQUIST	STOREY	NARCOTICS	WC	D	10/02/2008	30	0	30
2008-12	ENQUIST	STOREY	NARCOTICS	WC	D	10/15/2008	30	0	30
2008-13	ENQUIST	STOREY	NARCOTICS	WC	D	10/15/2008	30	0	30
2008-14	ENQUIST	STOREY	NARCOTICS	WC	D	10/20/2008	30	0	30
2008-15	ENQUIST	STOREY	NARCOTICS	WC	D	10/22/2008	30	1	60
2008-16	ENQUIST	STOREY	NARCOTICS	WC	D	10/24/2008	30	0	30
2008-17	ENQUIST	STOREY	NARCOTICS	WC	D	10/28/2008	30	1	60
2008-18	ENQUIST	STOREY	NARCOTICS	WC	D	10/31/2008	30	0	30
2008-19	ENQUIST	STOREY	NARCOTICS	WC	D	11/12/2008	30	0	30
2008-20	ENQUIST	STOREY	NARCOTICS	WC	D	11/14/2008	30	0	30
2008-21	ENQUIST	STOREY	NARCOTICS	WC	D	11/14/2008	30	0	30
2008-22	ENQUIST	STOREY	NARCOTICS	WC	D	11/26/2008	30	0	30
2008-23	ENQUIST	STOREY	NARCOTICS	WC	D	12/30/2008	30	0	30
4TH JUDICIAL DISTRICT (EL PASO)									
2008-1	SAMELSON	NEWSOME	NARCOTICS	WC	D	01/02/2008	30	0	30
2008-2	SAMELSON	NEWSOME	NARCOTICS	WC	D	01/23/2008	30	0	30
2008-3	SAMELSON	NEWSOME	NARCOTICS	WC	D	02/05/2008	30	0	30
2008-4	SAMELSON	NEWSOME	NARCOTICS	WC	D	02/07/2008	30	1	60
2008-5	SAMELSON	NEWSOME	NARCOTICS	WC	D	02/07/2008	30	0	30
2008-6	SAMELSON	NEWSOME	NARCOTICS	WC	D	02/13/2008	30	0	30
2008-7	SAMELSON	NEWSOME	NARCOTICS	WC	D	02/14/2008	30	0	30

¹ The prosecuting official authorized the filing of the application under provisions of the state's statute. (See Table 1 for this state's statutory citation.)

² Type: WC = Cellular or Mobile Telephone (Wire), WS = Standard Telephone (Wire), WO = Other (Wire), OM = Microphone (Oral), OO = Other (Oral), ED = Digital Pager (Electronic), EE = Computer or E-Mail (Electronic), EF = Fax Machine (Electronic), EO = Other (Electronic).

³ Location: D = Portable Device, H = Personal Residence, B = Business, A = Public Area, O = Other Location, R = Roving (Relaxed Specification Order), N = Not Specified.

* The first four digits of the A.O. number represent the year in which the wiretap was terminated. Wiretaps that were terminated prior to 2008 were not reported previously because they were part of ongoing investigations.

TABLE B-1
STATE COLORADO

CALENDAR YEAR 2008

REPORT BY PROSECUTORS OF COURT-AUTHORIZED INTERCEPTS OF WIRE, ORAL, OR ELECTRONIC COMMUNICATIONS
PURSUANT TO 18 U.S.C. 2519

A.O. Number *	Number Of Days in Oper- ation ⁴	Average Inter- cepts per Day	Number of ⁵			Costs		Number of					
			Persons Inter- cepted	Intercepts	Incrim- inating Intercepts	Total Cost in \$	Other Than Manpower in \$	Arrests	Trials	Motions to Suppress Intercepts ⁶			Persons Con- victed
										G	D	P	
1ST JUDICIAL DISTRICT (JEFFERSON)													
2008-1	59	118	NR	6,957	NR	187,364	8,700	31	1	-	3	3	22
2008-2	29	186	NR	5,405	NR	RELATED TO NO. 2008-1		RELATED TO NO. 2008-1					
2008-3	28	14	NR	406	NR	RELATED TO NO. 2008-1		RELATED TO NO. 2008-1					
2008-4	27	34	NR	912	NR	RELATED TO NO. 2008-1		RELATED TO NO. 2008-1					
2008-5	14	30	NR	423	NR	RELATED TO NO. 2008-1		RELATED TO NO. 2008-1					
2008-6	14	37	NR	514	NR	RELATED TO NO. 2008-1		RELATED TO NO. 2008-1					
2008-7	56	146	NR	8,152	673	291,074	16,900	-	-	-	-	-	-
2008-8	17	57	NR	971	159	RELATED TO NO. 2008-7		-	-	-	-	-	-
2008-9	60	52	NR	3,137	466	RELATED TO NO. 2008-7		-	-	-	-	-	-
2008-10	30	29	NR	884	29	RELATED TO NO. 2008-7		-	-	-	-	-	-
2008-11	29	124	NR	3,601	535	RELATED TO NO. 2008-7		-	-	-	-	-	-
2008-12	30	43	NR	1,290	134	RELATED TO NO. 2008-7		-	-	-	-	-	-
2008-13	20	28	40	562	135	RELATED TO NO. 2008-15		-	-	-	-	-	-
2008-14	7	1	NR	6	-	RELATED TO NO. 2008-7		-	-	-	-	-	-
2008-15	60	35	52	2,120	285	302,347	18,200	-	-	-	-	-	-
2008-16	15	4	NR	53	-	RELATED TO NO. 2008-7		-	-	-	-	-	-
2008-17	60	38	NR	2,286	155	RELATED TO NO. 2008-7		-	-	-	-	-	-
2008-18	21	39	11	809	156	RELATED TO NO. 2008-15		-	-	-	-	-	-
2008-19	16	1	6	17	-	RELATED TO NO. 2008-15		-	-	-	-	-	-
2008-20	30	-	2	3	-	RELATED TO NO. 2008-15		-	-	-	-	-	-
2008-21	30	5	4	163	16	RELATED TO NO. 2008-15		-	-	-	-	-	-
2008-22	30	3	8	80	30	RELATED TO NO. 2008-15		-	-	-	-	-	-
2008-23	I	-	-	-	-	-	-	-	-	-	-	-	-
4TH JUDICIAL DISTRICT (EL PASO)													
2008-1	30	17	20	502	151	35,625	625	5	-	-	-	-	5
2008-2	7	14	10	101	3	8,775	625	RELATED TO NO. 2008-1					
2008-3	30	162	50	4,852	744	35,625	625	RELATED TO NO. 2008-1					
2008-4	60	27	103	1,605	444	37,440	-	3	-	-	-	-	2
2008-5	NI	-	-	-	-	-	-	-	-	-	-	-	-
2008-6	NI	-	-	-	-	-	-	-	-	-	-	-	-
2008-7	25	20	23	490	85	11,972	1,800	6	-	-	-	-	2

⁴ NI indicates never installed. I indicates installed but never used. NP indicates no prosecutor's report.

⁵ NR indicates not reported or could not be determined.

⁶ Motions: G = Granted, D = Denied, P = Pending.

* The first four digits of the A.O. number represent the year in which the wiretap was terminated. Wiretaps that were terminated prior to 2008 were not reported previously because they were part of ongoing investigations.

TABLE B-1
STATE COLORADO

CALENDAR YEAR 2008

**REPORT BY JUDGES OF COURT-AUTHORIZED INTERCEPTS OF WIRE, ORAL, OR ELECTRONIC COMMUNICATIONS
PURSUANT TO 18 U.S.C. 2519**

A.O. Number *	Authorizing Official		Offense Specified	Intercept		Date of Application	Authorized Length		
	Judge	Prosecutor ¹		Type ²	Location ³		Original Order (Days)	Number of Extensions	Total Length (Days)
4TH JUDICIAL DISTRICT (EL PASO) (CONTINUED)									
2008-8	KANE	NEWSOME	NARCOTICS	WC	D	02/14/2008	30	0	30
2008-9	KANE	NEWSOME	NARCOTICS	WC	D	02/14/2008	30	1	60
2008-10	KANE	NEWSOME	NARCOTICS	WC	D	02/29/2008	30	0	30
2008-11	SAMELSON	NEWSOME	NARCOTICS	WC	D	03/12/2008	30	0	30
2008-12	KANE	NEWSOME	NARCOTICS	WC	D	03/17/2008	30	0	30
2008-13	KANE	NEWSOME	NARCOTICS	WC	D	03/17/2008	30	0	30
2008-14	SAMELSON	NEWSOME	NARCOTICS	WC	D	03/20/2008	30	1	60
2008-15	SAMELSON	NEWSOME	NARCOTICS	WC	D	03/20/2008	30	0	30
2008-16	SAMELSON	NEWSOME	NARCOTICS	WC	D	04/07/2008	30	1	60
2008-17	SAMELSON	NEWSOME	NARCOTICS	WC	D	05/27/2008	30	0	30
2008-18	SAMELSON	NEWSOME	NARCOTICS	WC	D	05/29/2008	30	0	30
2008-19	SAMELSON	NEWSOME	NARCOTICS	WC	D	06/04/2008	30	0	30
2008-20	SAMELSON	NEWSOME	NARCOTICS	WC	D	06/05/2008	30	0	30
2008-21	SAMELSON	NEWSOME	NARCOTICS	WC	D	06/05/2008	30	0	30
2008-22	SAMELSON	NEWSOME	NARCOTICS	WC	D	06/05/2008	30	0	30
2008-23	SAMELSON	NEWSOME	NARCOTICS	WC	D	06/24/2008	30	0	30
2008-24	SAMELSON	NEWSOME	NARCOTICS	WC	D	09/18/2008	30	0	30
2008-25	SAMELSON	NEWSOME	NARCOTICS	WC	D	10/03/2008	30	1	60
2008-26	SAMELSON	NEWSOME	NARCOTICS	WC	D	10/03/2008	30	1	60
2008-27	SAMELSON	NEWSOME	NARCOTICS	WC	D	11/13/2008	30	0	30
2008-28	SAMELSON	NEWSOME	NARCOTICS	WC	D	11/25/2008	30	0	30
6TH JUDICIAL DISTRICT (LA PLATA)									
2008-1	LYMAN	RISBERG	NARCOTICS	WC	D	06/23/2008	30	0	30
2008-2	LYMAN	RISBERG	NARCOTICS	WC	D	06/23/2008	30	1	60
2008-3	LYMAN	RISBERG	NARCOTICS	WC	D	07/15/2008	30	2	90
2008-4	LYMAN	WESTBERG	NARCOTICS	WC,WS	D,H	07/15/2008	30	2	90
2008-5	LYMAN	RISBERG	NARCOTICS	WC	D	08/14/2008	30	1	60
7TH JUDICIAL DISTRICT (MONTROSE)									
2008-1	HERRON	SERRA	NARCOTICS	WC	D	09/05/2008	30	1	60
2008-2	HERRON	SERRA	NARCOTICS	WC	D	10/02/2008	30	0	30
2008-3	MITCHEL	SERRA	NARCOTICS	WC	D	10/24/2008	30	1	60
2008-4	MITCHEL	SERRA	NARCOTICS	WC	D	10/30/2008	30	1	60

¹ The prosecuting official authorized the filing of the application under provisions of the state's statute. (See Table 1 for this state's statutory citation.)

² Type: WC = Cellular or Mobile Telephone (Wire), WS = Standard Telephone (Wire), WO = Other (Wire), OM = Microphone (Oral), OO = Other (Oral), ED = Digital Pager (Electronic), EE = Computer or E-Mail (Electronic), EF = Fax Machine (Electronic), EO = Other (Electronic).

³ Location: D = Portable Device, H = Personal Residence, B = Business, A = Public Area, O = Other Location, R = Roving (Relaxed Specification Order), N = Not Specified.

* The first four digits of the A.O. number represent the year in which the wiretap was terminated. Wiretaps that were terminated prior to 2008 were not reported previously because they were part of ongoing investigations.

TABLE B-1
STATE COLORADO

CALENDAR YEAR 2008

**REPORT BY PROSECUTORS OF COURT-AUTHORIZED INTERCEPTS OF WIRE, ORAL, OR ELECTRONIC COMMUNICATIONS
PURSUANT TO 18 U.S.C. 2519**

A.O. Number *	Number Of Days in Oper- ation ⁴	Average Inter- cepts per Day	Number of ⁵			Costs		Number of						
			Persons Inter- cepted	Intercepts	Incrim- inating Intercepts	Total Cost in \$	Other Than Manpower in \$	Arrests	Trials	Motions to Suppress Intercepts ⁶			Persons Con- victed	
										G	D	P		
4TH JUDICIAL DISTRICT (EL PASO) (CONTINUED)														
2008-8	6	-	-	-	-	2,900	-	RELATED TO NO. 2008-7						
2008-9	38	16	33	620	149	18,515	5,800	RELATED TO NO. 2008-7						
2008-10	23	27	33	620	149	10,797	625	RELATED TO NO. 2008-7						
2008-11	30	22	50	646	204	89,510	1,750	RELATED TO NO. 2008-1						
2008-12	25	25	33	620	149	10,797	625	RELATED TO NO. 2008-7						
2008-13	8	78	33	620	149	3,880	625	RELATED TO NO. 2008-7						
2008-14	60	25	92	1,500	253	37,440	-	RELATED TO NO. 2008-4						
2008-15	6	43	15	259	39	4,081	625	-	-	-	-	-	-	
2008-16	60	55	310	3,324	642	37,440	-	-	-	-	-	-	-	
2008-17	19	45	20	857	159	23,425	925	-	-	-	-	-	-	
2008-18	30	144	73	4,319	1,649	25,038	625	RELATED TO NO. 2008-7						
2008-19	29	224	50	6,494	3,138	51,700	1,700	-	-	-	-	-	-	
2008-20	21	18	26	374	88	17,714	625	RELATED TO NO. 2008-7						
2008-21	21	118	65	2,485	692	20,189	3,100	RELATED TO NO. 2008-7						
2008-22	25	64	32	1,611	547	22,544	2,200	RELATED TO NO. 2008-7						
2008-23	8	12	5	96	17	10,486	3,100	-	-	-	-	-	-	
2008-24	18	24	28	426	135	16,848	2,200	-	-	-	-	-	-	
2008-25	30	84	45	2,521	475	26,612	2,200	-	-	-	-	-	-	
2008-26	37	152	15	5,632	3,285	33,209	3,100	-	-	-	-	-	-	
2008-27	28	177	14	4,944	2,477	25,885	3,100	-	-	-	-	-	-	
2008-28	11	51	29	563	106	11,151	2,200	-	-	-	-	-	-	
6TH JUDICIAL DISTRICT (LA PLATA)														
2008-1	30	4	107	108	71	36,000	33,000	24	-	-	-	-	-	
2008-2	60	1	77	82	55	36,000	33,000	RELATED TO NO. 2008-1						
2008-3	89	1	100	95	51	36,000	33,000	RELATED TO NO. 2008-1						
2008-4	NP	-	-	-	-	-	-	-	-	-	-	-	-	
2008-5	60	2	89	95	62	36,000	33,000	RELATED TO NO. 2008-1						
7TH JUDICIAL DISTRICT (MONTROSE)														
2008-1	50	4	31	188	58	289,500	500	6	-	-	-	-	-	
2008-2	30	23	59	690	226	174,000	-	RELATED TO NO. 2008-1						
2008-3	40	7	26	283	108	289,200	200	RELATED TO NO. 2008-1						
2008-4	54	11	54	590	194	390,000	-	RELATED TO NO. 2008-1						

⁴ NI indicates never installed. I indicates installed but never used. NP indicates no prosecutor's report.

⁵ NR indicates not reported or could not be determined.

⁶ Motions: G = Granted, D = Denied, P = Pending.

* The first four digits of the A.O. number represent the year in which the wiretap was terminated. Wiretaps that were terminated prior to 2008 were not reported previously because they were part of ongoing investigations.

TABLE B-1
STATE COLORADO

CALENDAR YEAR 2008

**REPORT BY JUDGES OF COURT-AUTHORIZED INTERCEPTS OF WIRE, ORAL, OR ELECTRONIC COMMUNICATIONS
PURSUANT TO 18 U.S.C. 2519**

A.O. Number *	Authorizing Official		Offense Specified	Intercept		Date of Application	Authorized Length		
	Judge	Prosecutor ¹		Type ²	Location ³		Original Order (Days)	Number of Extensions	Total Length (Days)
8TH JUDICIAL DISTRICT (JACKSON/LARIMER)									
2008-1	BLAIR	ABRAHAMSON	NARCOTICS	WC	D	06/02/2008	30	0	30
2008-2	BLAIR	ABRAHAMSON	NARCOTICS	WC	D	06/12/2008	30	0	30
2008-3	BLAIR	ABRAHAMSON	NARCOTICS	WC	D	06/12/2008	30	0	30
2008-4	BLAIR	ABRAHAMSON	NARCOTICS	WC	D	06/16/2008	30	0	30
2008-5	HIATT	ABRAHAMSON	NARCOTICS	WC	D	09/10/2008	30	1	60
2008-6	HIATT	ABRAHAMSON	NARCOTICS	WC	D	09/30/2008	30	0	30
2008-7	HIATT	ABRAHAMSON	NARCOTICS	WC	D	09/30/2008	30	0	30
9TH JUDICIAL DISTRICT (GARFIELD, PITKIN, RIO BLANCO)									
2008-1	GIBBONS	JACKSON	MURDER	WC	D	08/19/2008	30	0	30
10TH JUDICIAL DISTRICT (PUEBLO)									
2008-1	REYES	THIEBAUT	NARCOTICS	WC	D	06/27/2008	30	0	30
2008-2	REYES	THIEBAUT	NARCOTICS	WC	D	07/07/2008	30	0	30
2008-3	REYES	THIEBAUT	NARCOTICS	WC	D	07/22/2008	30	0	30
2008-4	REYES	THIEBAUT	NARCOTICS	WC	D	08/04/2008	30	0	30
2008-5	REYES	THIEBAUT	NARCOTICS	WC	D	08/27/2008	30	0	30
2008-6	REYES	THIEBAUT	NARCOTICS	WC	D	08/27/2008	30	0	30
21ST JUDICIAL DISTRICT (MESA)									
2008-1	BOTTGER	RUBINSTEIN	NARCOTICS	WC	D	01/31/2008	33	0	33
2008-2	BOTTGER	RUBINSTEIN	NARCOTICS	WC	D	01/31/2008	23	0	23
2008-3	BOTTGER	RUBINSTEIN	NARCOTICS	WC	D	02/16/2008	6	0	6

¹ The prosecuting official authorized the filing of the application under provisions of the state's statute. (See Table 1 for this state's statutory citation.)

² Type: WC = Cellular or Mobile Telephone (Wire), WS = Standard Telephone (Wire), WO = Other (Wire), OM = Microphone (Oral), OO = Other (Oral), ED = Digital Pager (Electronic), EE = Computer or E-Mail (Electronic), EF = Fax Machine (Electronic), EO = Other (Electronic).

³ Location: D = Portable Device, H = Personal Residence, B = Business, A = Public Area, O = Other Location, R = Roving (Relaxed Specification Order), N = Not Specified.

* The first four digits of the A.O. number represent the year in which the wiretap was terminated. Wiretaps that were terminated prior to 2008 were not reported previously because they were part of ongoing investigations.

TABLE B-1
STATE COLORADO

CALENDAR YEAR 2008

**REPORT BY PROSECUTORS OF COURT-AUTHORIZED INTERCEPTS OF WIRE, ORAL, OR ELECTRONIC COMMUNICATIONS
PURSUANT TO 18 U.S.C. 2519**

A.O. Number *	Number Of Days in Oper- ation ⁴	Average Inter- cepts per Day	Number of ⁵			Costs		Number of						
			Persons Inter- cepted	Intercepts	Incrim- inating Intercepts	Total Cost in \$	Other Than Manpower in \$	Arrests	Trials	Motions to Suppress Intercepts ⁶			Persons Con- victed	
										G	D	P		
8TH JUDICIAL DISTRICT (JACKSON/LARIMER)														
2008-1	17	22	43	370	61	33,542	9,580	11	-	-	-	-	1	
2008-2	5	12	44	58	18	-	-	-	-	-	-	-	-	
2008-3	5	27	19	133	3	-	-	-	-	-	-	-	-	
2008-4	17	48	111	817	118	-	-	-	-	-	-	-	-	
2008-5	49	76	300	3,735	901	56,400	8,000	19	-	-	-	-	-	
2008-6	29	13	53	372	49	RELATED TO NO. 2008-5		RELATED TO NO. 2008-5						
2008-7	29	135	115	3,917	926	RELATED TO NO. 2008-5		RELATED TO NO. 2008-5						
9TH JUDICIAL DISTRICT (GARFIELD, PITKIN, RIO BLANCO)														
2008-1	13	55	138	717	-	34,340	12,500	-	-	-	-	-	-	
10TH JUDICIAL DISTRICT (PUEBLO)														
2008-1	30	214	133	6,416	1,378	68,928	5,900	11	-	-	-	-	1	
2008-2	23	103	54	2,360	792	68,928	5,900	RELATED TO NO. 2008-1						
2008-3	23	8	42	174	38	37,614	3,100	RELATED TO NO. 2008-1						
2008-4	30	106	180	3,173	1,014	33,714	2,200	RELATED TO NO. 2008-1						
2008-5	30	67	39	2,017	372	34,454	2,940	RELATED TO NO. 2008-1						
2008-6	30	126	102	3,766	709	64,903	1,875	RELATED TO NO. 2008-1						
21ST JUDICIAL DISTRICT (MESA)														
2008-1	33	34	61	1,126	191	45,000	5,000	2	-	-	-	-	1	
2008-2	23	33	51	763	182	45,000	5,000	RELATED TO NO. 2008-1						
2008-3	6	14	11	83	5	45,000	5,000	RELATED TO NO. 2008-1						

⁴ NI indicates never installed. I indicates installed but never used. NP indicates no prosecutor's report.

⁵ NR indicates not reported or could not be determined.

⁶ Motions: G = Granted, D = Denied, P = Pending.

* The first four digits of the A.O. number represent the year in which the wiretap was terminated. Wiretaps that were terminated prior to 2008 were not reported previously because they were part of ongoing investigations.

TABLE B-1
STATE FLORIDA

CALENDAR YEAR 2008

**REPORT BY JUDGES OF COURT-AUTHORIZED INTERCEPTS OF WIRE, ORAL, OR ELECTRONIC COMMUNICATIONS
PURSUANT TO 18 U.S.C. 2519**

A.O. Number *	Authorizing Official		Offense Specified	Intercept		Date of Application	Authorized Length		
	Judge	Prosecutor ¹		Type ²	Location ³		Orig-inal Order (Days)	Num-ber of Exten-sions	Total Length (Days)
1ST JUDICIAL CIRCUIT (ESCAMBRIA)									
2008-1	ALLEN	EDGAR	NARCOTICS	WC	D	08/01/2008	30	2	90
2008-2	RASMUSSEN	EDGAR	NARCOTICS	WC	D	08/01/2008	30	1	60
2008-3	RASMUSSEN	MOLCHAN	NARCOTICS	WC	D	08/22/2008	30	0	30
2008-4	RASMUSSEN	MOLCHAN	NARCOTICS	WC	D	08/23/2008	30	1	60
2008-5	RASMUSSEN	MOLCHAN	NARCOTICS	WC	D	08/29/2008	30	0	30
2008-6	RASMUSSEN	MOLCHAN	NARCOTICS	WC	D	08/29/2008	30	0	30
2008-7	RASMUSSEN	MOLCHAN	NARCOTICS	WC	D	08/30/2008	30	0	30
4TH JUDICIAL CIRCUIT (DUVAL)									
2008-1	COOPER	SHEPERD	NARCOTICS	WC	D	03/17/2008	30	1	60
2008-2	COOPER	SHEPERD	NARCOTICS	WC	D	04/17/2008	30	2	90
2008-3	COOPER	SHEPERD	NARCOTICS	WC	D	05/22/2008	30	0	30
2008-4	WEATHERBY	SHORSTEIN	NARCOTICS	WC	D	06/25/2008	30	0	30
2008-5	WEATHERBY	SHORSTEIN	NARCOTICS	WC	D	06/26/2008	30	1	60
2008-6	WEATHERBY	SHORSTEIN	NARCOTICS	WC	D	07/01/2008	30	0	30
2008-7	WEATHERBY	SHORSTEIN	NARCOTICS	WC	D	07/02/2008	30	1	60
2008-8	WEATHERBY	SHORSTEIN	NARCOTICS	WC	D	07/10/2008	30	1	60
2008-9	WEATHERBY	SHORSTEIN	NARCOTICS	WC	D	07/10/2008	30	1	60
2008-10	WEATHERBY	SHORSTEIN	NARCOTICS	WC	D	07/10/2008	30	1	60
2008-11	WEATHERBY	SHORSTEIN	NARCOTICS	WC	D	07/22/2008	30	1	60
2008-12	WEATHERBY	SHORSTEIN	NARCOTICS	WC	D	08/15/2008	30	0	30
2008-13	WEATHERBY	SHORSTEIN	NARCOTICS	WC	D	08/15/2008	30	0	30
2008-14	WEATHERBY	SHORSTEIN	NARCOTICS	WC	D	08/20/2008	30	0	30
5TH JUDICIAL CIRCUIT (LAKE/MARION)									
2008-1	HILL	BATCHELOR	NARCOTICS	WC	D	02/08/2008	30	2	90
2008-2	HILL	BATCHELOR	NARCOTICS	WC	D	03/31/2008	30	3	120
2008-3	HILL	BATCHELOR	NARCOTICS	WC	D	04/07/2008	30	0	30
2008-4	SINGBUSH	SHEPHERD	NARCOTICS	WC	D	09/10/2008	30	1	60
2008-5	SINGBUSH	SHEPHERD	NARCOTICS	WC	D	10/06/2008	30	0	30
2008-6	SINGBUSH	SHEPHERD	NARCOTICS	WC	D	10/23/2008	30	0	30
2008-7	SINGBUSH	SHEPHERD	NARCOTICS	WC	D	11/05/2008	30	0	30
7TH JUDICIAL CIRCUIT (VOLUSIA)									
2008-1	HUTCHESON	GILLESPIE	NARCOTICS	WC	D	03/13/2008	30	0	30
2008-2	HUTCHESON	GILLESPIE	NARCOTICS	WC	D	03/13/2008	30	0	30

¹ The prosecuting official authorized the filing of the application under provisions of the state's statute. (See Table 1 for this state's statutory citation.)

² Type: WC = Cellular or Mobile Telephone (Wire), WS = Standard Telephone (Wire), WO = Other (Wire), OM = Microphone (Oral), OO = Other (Oral), ED = Digital Pager (Electronic), EE = Computer or E-Mail (Electronic), EF = Fax Machine (Electronic), EO = Other (Electronic).

³ Location: D = Portable Device, H = Personal Residence, B = Business, A = Public Area, O = Other Location, R = Roving (Relaxed Specification Order), N = Not Specified.

* The first four digits of the A.O. number represent the year in which the wiretap was terminated. Wiretaps that were terminated prior to 2008 were not reported previously because they were part of ongoing investigations.

TABLE B-1
STATE FLORIDA

CALENDAR YEAR 2008

**REPORT BY PROSECUTORS OF COURT-AUTHORIZED INTERCEPTS OF WIRE, ORAL, OR ELECTRONIC COMMUNICATIONS
PURSUANT TO 18 U.S.C. 2519**

A.O. Number *	Number Of Days in Oper- ation ⁴	Average Inter- cepts per Day	Number of ⁵			Costs		Number of						
			Persons Inter- cepted	Intercepts	Incrim- inating Intercepts	Total Cost in \$	Other Than Manpower in \$	Arrests	Trials	Motions to Suppress Intercepts ⁶			Persons Con- victed	
										G	D	P		
1ST JUDICIAL CIRCUIT (ESCAMBRIA)														
2008-1	69	134	25	9,232	1,309	550,126	1,535	13	-	-	-	-	-	
2008-2	56	151	15	8,467	873	RELATED TO NO. 2008-1		10	-	-	-	-	-	
2008-3	23	24	2	545	1	RELATED TO NO. 2008-1		RELATED TO NO. 2008-2						
2008-4	35	203	20	7,105	746	RELATED TO NO. 2008-1		RELATED TO NO. 2008-2						
2008-5	30	49	3	1,480	50	RELATED TO NO. 2008-1		13	-	-	-	-	-	
2008-6	28	47	NR	1,323	NR	RELATED TO NO. 2008-1		RELATED TO NO. 2008-5						
2008-7	27	100	15	2,713	260	RELATED TO NO. 2008-1		10	-	-	-	-	-	
4TH JUDICIAL CIRCUIT (DUVAL)														
2008-1	58	49	34	2,827	89	110,000	10,000	5	-	-	-	-	-	
2008-2	86	49	14	4,252	328	RELATED TO NO. 2008-1		RELATED TO NO. 2008-1						
2008-3	NP	-	-	-	-	-	-	-	-	-	-	-	-	
2008-4	29	139	283	4,029	128	260,740	100,000	21	-	-	-	-	1	
2008-5	57	69	197	3,919	467	RELATED TO NO. 2008-4		RELATED TO NO. 2008-4						
2008-6	28	89	168	2,480	245	RELATED TO NO. 2008-4		RELATED TO NO. 2008-4						
2008-7	59	85	182	5,004	211	RELATED TO NO. 2008-4		RELATED TO NO. 2008-4						
2008-8	58	15	174	848	67	RELATED TO NO. 2008-4		RELATED TO NO. 2008-4						
2008-9	56	44	173	2,469	19	RELATED TO NO. 2008-4		RELATED TO NO. 2008-4						
2008-10	59	6	52	371	58	RELATED TO NO. 2008-4		RELATED TO NO. 2008-4						
2008-11	57	38	132	2,148	258	RELATED TO NO. 2008-4		RELATED TO NO. 2008-4						
2008-12	29	89	189	2,588	542	RELATED TO NO. 2008-4		RELATED TO NO. 2008-4						
2008-13	28	2	5	59	-	RELATED TO NO. 2008-4		RELATED TO NO. 2008-4						
2008-14	13	46	68	594	43	RELATED TO NO. 2008-4		RELATED TO NO. 2008-4						
5TH JUDICIAL CIRCUIT (LAKE/MARION)														
2008-1	90	100	100	9,000	500	90,000	20,000	27	-	-	-	-	14	
2008-2	120	77	300	9,200	700	90,000	20,000	RELATED TO NO. 2008-1						
2008-3	30	17	20	500	160	90,000	20,000	RELATED TO NO. 2008-1						
2008-4	60	102	374	6,106	550	73,190	1,190	10	-	-	-	-	-	
2008-5	29	21	78	619	42	35,990	1,190	RELATED TO NO. 2008-4						
2008-6	22	40	84	872	156	61,835	9,035	5	-	-	-	-	-	
2008-7	11	81	173	894	77	18,645	2,200	2	-	-	-	-	-	
7TH JUDICIAL CIRCUIT (VOLUSIA)														
2008-1	26	114	231	2,964	366	158,113	10,337	24	-	-	-	-	12	
2008-2	19	103	398	1,949	97	RELATED TO NO. 2008-1		RELATED TO NO. 2008-1						

⁴ NI indicates never installed. I indicates installed but never used. NP indicates no prosecutor's report.

⁵ NR indicates not reported or could not be determined.

⁶ Motions: G = Granted, D = Denied, P = Pending.

* The first four digits of the A.O. number represent the year in which the wiretap was terminated. Wiretaps that were terminated prior to 2008 were not reported previously because they were part of ongoing investigations.

TABLE B-1
STATE FLORIDA

CALENDAR YEAR 2008

**REPORT BY JUDGES OF COURT-AUTHORIZED INTERCEPTS OF WIRE, ORAL, OR ELECTRONIC COMMUNICATIONS
PURSUANT TO 18 U.S.C. 2519**

A.O. Number *	Authorizing Official		Offense Specified	Intercept		Date of Application	Authorized Length		
	Judge	Prosecutor ¹		Type ²	Location ³		Original Order (Days)	Number of Extensions	Total Length (Days)
7TH JUDICIAL CIRCUIT (VOLUSIA) (CONTINUED)									
2008-3	HUTCHESON	GILLESPIE	NARCOTICS	WC	D	04/02/2008	30	0	30
2008-4	ZAMBRANO	SHEPHERD	NARCOTICS	WC	D	06/27/2008	30	1	60
2008-5	ZAMBRANO	SHEPHERD	NARCOTICS	WC	D	06/27/2008	30	0	30
2008-6	ZAMBRANO	SHEPHERD	NARCOTICS	WC	D	08/04/2008	30	0	30
2008-7	MARRIOTT	GILLESPIE	NARCOTICS	WC	D	08/18/2008	30	0	30
2008-8	MARRIOTT	GILLESPIE	NARCOTICS	WC	D	08/18/2008	30	0	30
2008-9	MARRIOTT	GILLESPIE	NARCOTICS	WC	D	09/07/2008	30	0	30
2008-10	MARRIOTT	GILLESPIE	NARCOTICS	WC	D	09/11/2008	30	0	30
2008-11	MARRIOTT	GILLESPIE	NARCOTICS	WC	D	09/11/2008	30	1	60
2008-12	MARRIOTT	GILLESPIE	NARCOTICS	WC	D	09/25/2008	30	0	30
2008-13	MARRIOTT	GILLESPIE	NARCOTICS	WC	D	09/25/2008	30	0	30
2008-14	MARRIOTT	GILLESPIE	NARCOTICS	WC	D	10/10/2008	30	0	30
2008-15	MARRIOTT	GILLESPIE	NARCOTICS	WC	D	10/24/2008	30	0	30
2008-16	MARRIOTT	GILLESPIE	NARCOTICS	WC	D	10/24/2008	30	0	30
2008-17	MARRIOTT	GILLESPIE	NARCOTICS	WC	D	10/25/2008	30	0	30
2008-18	MARRIOTT	GILLESPIE	NARCOTICS	WC	D	10/30/2008	30	0	30
8TH JUDICIAL CIRCUIT (ALACHUA)									
2008-1	HARDCASTLE	ROGER	NARCOTICS	WC	D	10/23/2008	30	0	30
2008-2	BELL	ROGER	NARCOTICS	WC	D	11/03/2008	30	0	30
2008-3	WILLIAMS	ROGER	NARCOTICS	WC	D	11/06/2008	30	0	30
9TH JUDICIAL CIRCUIT (ORANGE/OSCEOLA)									
2008-1	LEBLANC	SHEPHERD	RACKETEERING	WC	D	01/24/2008	30	0	30
2008-2	LEBLANC	SHEPHERD	RACKETEERING	WC	D	01/24/2008	30	0	30
2008-3	LEBLANC	SHEPHERD	RACKETEERING	WC	D	02/12/2008	30	0	30
2008-4	LUBET	MCMILLEN	NARCOTICS	WC	D	02/14/2008	30	1	60
2008-5	TURNER	SMITH	NARCOTICS	WC	D	02/15/2008	30	1	60
2008-6	LEBLANC	SHEPHERD	RACKETEERING	WC	D	02/21/2008	30	0	30
2008-7	LUBET	MCMILLEN	NARCOTICS	WC	D	02/27/2008	30	0	30
2008-8	LUBET	MCMILLEN	NARCOTICS	WC	D	04/03/2008	30	1	60
2008-9	LUBET	MCMILLEN	NARCOTICS	WC	D	05/09/2008	30	0	30
2008-10	LUBET	MCMILLEN	NARCOTICS	WC	D	07/09/2008	30	1	60
2008-11	LUBET	SHEPHERD	RACKETEERING	WC	D	07/25/2008	30	0	30

¹ The prosecuting official authorized the filing of the application under provisions of the state's statute. (See Table 1 for this state's statutory citation.)

² Type: WC = Cellular or Mobile Telephone (Wire), WS = Standard Telephone (Wire), WO = Other (Wire), OM = Microphone (Oral), OO = Other (Oral), ED = Digital Pager (Electronic), EE = Computer or E-Mail (Electronic), EF = Fax Machine (Electronic), EO = Other (Electronic).

³ Location: D = Portable Device, H = Personal Residence, B = Business, A = Public Area, O = Other Location, R = Roving (Relaxed Specification Order), N = Not Specified.

* The first four digits of the A.O. number represent the year in which the wiretap was terminated. Wiretaps that were terminated prior to 2008 were not reported previously because they were part of ongoing investigations.

TABLE B-1
STATE FLORIDA

CALENDAR YEAR 2008

**REPORT BY PROSECUTORS OF COURT-AUTHORIZED INTERCEPTS OF WIRE, ORAL, OR ELECTRONIC COMMUNICATIONS
PURSUANT TO 18 U.S.C. 2519**

A.O. Number *	Number Of Days in Oper- ation ⁴	Average Inter- cepts per Day	Number of ⁵			Costs		Number of					
			Persons Inter- cepted	Intercepts	Incrim- inating Intercepts	Total Cost in \$	Other Than Manpower in \$	Arrests	Trials	Motions to Suppress Intercepts ⁶			Persons Con- victed
										G	D	P	
7TH JUDICIAL CIRCUIT (VOLUSIA) (CONTINUED)													
2008-3	13	216	142	2,807	141	RELATED TO NO. 2008-1		RELATED TO NO. 2008-1					
2008-4	36	25	31	910	227	170,000	25,000	30	-	-	-	-	-
2008-5	30	29	37	880	182	RELATED TO NO. 2008-4		RELATED TO NO. 2008-4					
2008-6	NI	-	-	-	-	-	-	-	-	-	-	-	-
2008-7	29	73	84	2,122	143	167,090	32,088	21	-	-	-	-	-
2008-8	15	451	228	6,765	51	RELATED TO NO. 2008-7		RELATED TO NO. 2008-7					
2008-9	12	590	203	7,076	504	RELATED TO NO. 2008-7		RELATED TO NO. 2008-7					
2008-10	30	99	94	2,970	271	RELATED TO NO. 2008-7		RELATED TO NO. 2008-7					
2008-11	44	11	32	499	61	RELATED TO NO. 2008-7		RELATED TO NO. 2008-7					
2008-12	21	-	23	8	1	RELATED TO NO. 2008-7		RELATED TO NO. 2008-7					
2008-13	13	685	148	8,909	385	RELATED TO NO. 2008-7		RELATED TO NO. 2008-7					
2008-14	11	153	69	1,679	61	RELATED TO NO. 2008-7		RELATED TO NO. 2008-7					
2008-15	12	9	16	108	3	RELATED TO NO. 2008-7		RELATED TO NO. 2008-7					
2008-16	12	2	11	30	-	RELATED TO NO. 2008-7		RELATED TO NO. 2008-7					
2008-17	14	-	1	1	-	RELATED TO NO. 2008-7		RELATED TO NO. 2008-7					
2008-18	11	3	34	33	6	RELATED TO NO. 2008-7		RELATED TO NO. 2008-7					
8TH JUDICIAL CIRCUIT (ALACHUA)													
2008-1	NP	-	-	-	-	-	-	-	-	-	-	-	-
2008-2	NP	-	-	-	-	-	-	-	-	-	-	-	-
2008-3	NP	-	-	-	-	-	-	-	-	-	-	-	-
9TH JUDICIAL CIRCUIT (ORANGE/OSCEOLA)													
2008-1	30	228	264	6,846	1,342	165,000	65,000	36	-	-	2	-	-
2008-2	30	104	121	3,135	135	165,000	65,000	RELATED TO NO. 2008-1					
2008-3	30	8	22	228	18	165,000	65,000	RELATED TO NO. 2008-1					
2008-4	55	112	5	6,160	1,515	18,750	2,500	-	-	-	-	-	-
2008-5	59	40	5	2,351	647	107,301	64,483	2	-	-	-	-	-
2008-6	30	57	54	1,699	288	165,000	65,000	RELATED TO NO. 2008-1					
2008-7	30	117	5	3,510	513	9,000	2,500	1	-	-	-	-	-
2008-8	33	77	5	2,537	466	9,000	2,500	2	-	-	-	-	-
2008-9	30	1	2	22	-	9,000	2,500	-	-	-	-	-	-
2008-10	34	1	2	49	7	9,000	2,500	-	-	-	-	-	-
2008-11	30	28	NR	850	8	RELATED TO NO. 2008-17		-	-	-	-	-	-

⁴ NI indicates never installed. I indicates installed but never used. NP indicates no prosecutor's report.

⁵ NR indicates not reported or could not be determined.

⁶ Motions: G = Granted, D = Denied, P = Pending.

* The first four digits of the A.O. number represent the year in which the wiretap was terminated. Wiretaps that were terminated prior to 2008 were not reported previously because they were part of ongoing investigations.

**TABLE B-1
STATE FLORIDA**

CALENDAR YEAR 2008

**REPORT BY JUDGES OF COURT-AUTHORIZED INTERCEPTS OF WIRE, ORAL, OR ELECTRONIC COMMUNICATIONS
PURSUANT TO 18 U.S.C. 2519**

A.O. Number *	Authorizing Official		Offense Specified	Intercept		Date of Application	Authorized Length		
	Judge	Prosecutor ¹		Type ²	Location ³		Original Order (Days)	Number of Extensions	Total Length (Days)
9TH JUDICIAL CIRCUIT (ORANGE/OSCEOLA) (CONTINUED)									
2008-12	LUBET	SHEPHERD	RACKETEERING	WC	D	08/12/2008	30	0	30
2008-13	LUBET	SHEPHERD	RACKETEERING	WC	D	08/13/2008	30	2	90
2008-14	LUBET	SHEPHERD	RACKETEERING	WC	D	08/30/2008	30	0	30
2008-15	LUBET	SHEPHERD	RACKETEERING	WC	D	08/30/2008	30	1	60
2008-16	LUBET	SHEPHERD	RACKETEERING	WC	D	08/30/2008	30	2	90
2008-17	LUBET	SHEPHERD	RACKETEERING	WC	D	10/10/2008	30	1	60
10TH JUDICIAL CIRCUIT (POLK)									
2008-1	MCDONALD	SHEPHERD	CONSPIRACY	WC	D	05/22/2008	30	2	90
2008-2	MCDONALD	SHEPHERD	CONSPIRACY	WC	D	06/12/2008	30	1	60
11TH JUDICIAL CIRCUIT (DADE)									
2008-1	LOPEZ	RUNDLE	RACKETEERING	WC	D	03/21/2008	30	0	30
2008-2	LOPEZ	RUNDLE	RACKETEERING	WC	D	04/15/2008	30	0	30
2008-3	MARIN	GUZMAN	NARCOTICS	WC	D	05/27/2008	30	0	30
13TH JUDICIAL CIRCUIT (HILLSBOROUGH)									
2008-1	BARTON	OBER	NARCOTICS	WC	D	02/21/2008	30	0	30
2008-2	BARTON	OBER	NARCOTICS	WC	D	03/11/2008	30	0	30
2008-3	BARTON	OBER	NARCOTICS	WC	D	03/11/2008	30	0	30
2008-4	BARTON	OBER	NARCOTICS	WC	D	03/30/2008	30	0	30
2008-5	BARTON	OBER	NARCOTICS	WC	D	03/30/2008	30	2	90
2008-6	BARTON	OBER	NARCOTICS	WC	D	03/30/2008	30	0	30
2008-7	BARTON	OBER	NARCOTICS	WC	D	04/04/2008	30	0	30
2008-8	BARTON	OBER	NARCOTICS	WC	D	04/04/2008	30	0	30
2008-9	BARTON	OBER	NARCOTICS	WC	D	04/15/2008	30	1	60
2008-10	BARTON	OBER	NARCOTICS	WC	D	05/02/2008	30	0	30
2008-11	BARTON	OBER	NARCOTICS	WC	D	05/02/2008	30	0	30
2008-12	BARTON	OBER	NARCOTICS	WC	D	05/11/2008	30	0	30
2008-13	BARTON	OBER	NARCOTICS	WC	D	05/11/2008	30	0	30
2008-14	BARTON	OBER	NARCOTICS	WC	D	05/15/2008	30	0	30
2008-15	BARTON	OBER	NARCOTICS	WC	D	05/21/2008	30	0	30
2008-16	ESPINOSA	OBER	NARCOTICS	WC	D	10/14/2008	30	0	30
2008-17	ESPINOSA	OBER	NARCOTICS	WC	D	10/29/2008	30	0	30
2008-18	ESPINOSA	OBER	NARCOTICS	WC	D	10/29/2008	30	0	30

¹ The prosecuting official authorized the filing of the application under provisions of the state's statute. (See Table 1 for this state's statutory citation.)

² Type: WC = Cellular or Mobile Telephone (Wire), WS = Standard Telephone (Wire), WO = Other (Wire), OM = Microphone (Oral), OO = Other (Oral), ED = Digital Pager (Electronic), EE = Computer or E-Mail (Electronic), EF = Fax Machine (Electronic), EO = Other (Electronic).

³ Location: D = Portable Device, H = Personal Residence, B = Business, A = Public Area, O = Other Location, R = Roving (Relaxed Specification Order), N = Not Specified.

* The first four digits of the A.O. number represent the year in which the wiretap was terminated. Wiretaps that were terminated prior to 2008 were not reported previously because they were part of ongoing investigations.

TABLE B-1
STATE FLORIDA

CALENDAR YEAR 2008

**REPORT BY PROSECUTORS OF COURT-AUTHORIZED INTERCEPTS OF WIRE, ORAL, OR ELECTRONIC COMMUNICATIONS
PURSUANT TO 18 U.S.C. 2519**

A.O. Number *	Number Of Days in Oper- ation ⁴	Average Inter- cepts per Day	Number of ⁵			Costs		Number of					
			Persons Inter- cepted	Intercepts	Incrim- inating Intercepts	Total Cost in \$	Other Than Manpower in \$	Arrests	Trials	Motions to Suppress Intercepts ⁶			Persons Con- victed
										G	D	P	
9TH JUDICIAL CIRCUIT (ORANGE/OSCEOLA) (CONTINUED)													
2008-12	25	4	NR	108	8	RELATED TO NO. 2008-17		-	-	-	-	-	-
2008-13	90	113	NR	10,142	NR	RELATED TO NO. 2008-17		-	-	-	-	-	-
2008-14	5	52	NR	260	NR	RELATED TO NO. 2008-17		-	-	-	-	-	-
2008-15	60	30	NR	1,788	NR	RELATED TO NO. 2008-17		-	-	-	-	-	-
2008-16	90	26	NR	2,329	NR	RELATED TO NO. 2008-17		-	-	-	-	-	-
2008-17	60	84	NR	5,030	NR	176,565	161,165	-	-	-	-	-	-
10TH JUDICIAL CIRCUIT (POLK)													
2008-1	82	88	278	7,250	643	258,293	50,000	19	-	-	-	-	-
2008-2	60	101	315	6,072	616	164,307	50,000	RELATED TO NO. 2008-1					
11TH JUDICIAL CIRCUIT (DADE)													
2008-1	30	94	27	2,809	395	RELATED TO NO. 2008-2		RELATED TO NO. 2008-2					
2008-2	30	94	26	2,809	396	324,000	6,000	19	-	-	-	-	10
2008-3	28	126	24	3,516	-	18,518	1,680	-	-	-	-	-	-
13TH JUDICIAL CIRCUIT (HILLSBOROUGH)													
2008-1	30	212	292	6,347	147	-	-	37	-	-	-	-	-
2008-2	30	151	292	4,516	301	-	-	RELATED TO NO. 2008-1					
2008-3	23	97	292	2,221	32	-	-	RELATED TO NO. 2008-1					
2008-4	15	151	292	2,260	75	-	-	RELATED TO NO. 2008-1					
2008-5	78	170	292	13,238	501	-	-	RELATED TO NO. 2008-1					
2008-6	30	64	292	1,926	45	-	-	RELATED TO NO. 2008-1					
2008-7	28	20	292	556	20	-	-	RELATED TO NO. 2008-1					
2008-8	28	154	292	4,313	120	-	-	RELATED TO NO. 2008-1					
2008-9	36	104	292	3,736	329	-	-	RELATED TO NO. 2008-1					
2008-10	20	88	292	1,768	8	-	-	RELATED TO NO. 2008-1					
2008-11	14	409	292	5,730	400	-	-	RELATED TO NO. 2008-1					
2008-12	21	82	292	1,730	60	-	-	RELATED TO NO. 2008-1					
2008-13	21	273	292	5,730	112	-	-	RELATED TO NO. 2008-1					
2008-14	7	15	50	107	13	-	-	RELATED TO NO. 2008-1					
2008-15	28	66	50	1,846	41	-	-	RELATED TO NO. 2008-1					
2008-16	30	107	45	3,212	483	-	-	17	-	-	-	-	-
2008-17	27	166	30	4,488	180	-	-	RELATED TO NO. 2008-16					
2008-18	27	82	27	2,206	142	-	-	RELATED TO NO. 2008-16					

⁴ NI indicates never installed. I indicates installed but never used. NP indicates no prosecutor's report.

⁵ NR indicates not reported or could not be determined.

⁶ Motions: G = Granted, D = Denied, P = Pending.

* The first four digits of the A.O. number represent the year in which the wiretap was terminated. Wiretaps that were terminated prior to 2008 were not reported previously because they were part of ongoing investigations.

TABLE B-1
STATE FLORIDA

CALENDAR YEAR 2008

REPORT BY JUDGES OF COURT-AUTHORIZED INTERCEPTS OF WIRE, ORAL, OR ELECTRONIC COMMUNICATIONS
PURSUANT TO 18 U.S.C. 2519

A.O. Number *	Authorizing Official		Offense Specified	Intercept		Date of Application	Authorized Length		
	Judge	Prosecutor ¹		Type ²	Location ³		Original Order (Days)	Number of Extensions	Total Length (Days)
17TH JUDICIAL CIRCUIT (BROWARD)									
2008-1	GARDINER	SATZ	RACKETEERING	WC	D	12/21/2007	30	0	30
2008-2	GARDINER	SATZ	RACKETEERING	WC	D	02/01/2008	30	1	60
2008-3	GARDINER	SATZ	RACKETEERING	WS	H	03/21/2008	30	1	60
2008-4	HOLMES	SATZ	\$LAUNDERING	WC	D	10/29/2008	30	0	30
18TH JUDICIAL CIRCUIT (BREVARD/SEMINOLE)									
2008-1	EATON	WOLFINGER	NARCOTICS	WC	D	07/07/2008	30	0	30
2008-2	EATON	WOLFINGER	NARCOTICS	WC	D	07/16/2008	30	1	60
2008-3	EATON	WOLFINGER	NARCOTICS	WC	D	07/25/2008	30	1	60
2008-4	LESTER	WOLFINGER	NARCOTICS	WC	D	08/22/2008	30	0	30
2008-5	LESTER	WOLFINGER	NARCOTICS	WC	D	08/22/2008	30	0	30
2008-6	EATON	WOLFINGER	NARCOTICS	WC	D	09/09/2008	30	0	30
2008-7	LUBET	WEDGE-MCMILLIAN	NARCOTICS	WC	D	10/28/2008	90	0	90
19TH JUDICIAL CIRCUIT (SAINT LUCIE)									
2008-1	BELANGER	COLTON	RACKETEERING	WC	D	05/07/2008	30	4	120
2008-2	BELANGER	COLTON	RACKETEERING	WC	D	05/23/2008	30	2	90

¹ The prosecuting official authorized the filing of the application under provisions of the state's statute. (See Table 1 for this state's statutory citation.)

² Type: WC = Cellular or Mobile Telephone (Wire), WS = Standard Telephone (Wire), WO = Other (Wire), OM = Microphone (Oral), OO = Other (Oral), ED = Digital Pager (Electronic), EE = Computer or E-Mail (Electronic), EF = Fax Machine (Electronic), EO = Other (Electronic).

³ Location: D = Portable Device, H = Personal Residence, B = Business, A = Public Area, O = Other Location, R = Roving (Relaxed Specification Order), N = Not Specified.

* The first four digits of the A.O. number represent the year in which the wiretap was terminated. Wiretaps that were terminated prior to 2008 were not reported previously because they were part of ongoing investigations.

TABLE B-1
STATE FLORIDA

CALENDAR YEAR 2008

REPORT BY PROSECUTORS OF COURT-AUTHORIZED INTERCEPTS OF WIRE, ORAL, OR ELECTRONIC COMMUNICATIONS
PURSUANT TO 18 U.S.C. 2519

A.O. Number *	Number Of Days in Oper- ation ⁴	Average Inter- cepts per Day	Number of ⁵			Costs		Number of						
			Persons Inter- cepted	Intercepts	Incrim- inating Intercepts	Total Cost in \$	Other Than Manpower in \$	Arrests	Trials	Motions to Suppress Intercepts ⁶			Persons Con- victed	
										G	D	P		
17TH JUDICIAL CIRCUIT (BROWARD)														
2008-1	29	63	NR	1,818	298	139,103	13,300	14	-	-	-	-	-	
2008-2	59	85	NR	5,014	677	RELATED TO NO. 2008-1		RELATED TO NO. 2008-1						
2008-3	60	18	NR	1,071	277	RELATED TO NO. 2008-1		RELATED TO NO. 2008-1						
2008-4	28	137	112	3,836	751	41,500	1,500	1	-	-	-	-	-	
18TH JUDICIAL CIRCUIT (BREVARD/SEMINOLE)														
2008-1	26	63	79	1,643	21	155,537	19,665	4	-	-	-	-	-	
2008-2	57	70	117	3,990	228	RELATED TO NO. 2008-1		RELATED TO NO. 2008-1						
2008-3	32	299	166	9,573	677	RELATED TO NO. 2008-1		RELATED TO NO. 2008-1						
2008-4	30	140	219	4,207	301	RELATED TO NO. 2008-1		RELATED TO NO. 2008-1						
2008-5	29	8	13	246	15	RELATED TO NO. 2008-1		RELATED TO NO. 2008-1						
2008-6	16	87	45	1,397	104	RELATED TO NO. 2008-1		RELATED TO NO. 2008-1						
2008-7	NP	-	-	-	-	-	-	-	-	-	-	-	-	
19TH JUDICIAL CIRCUIT (SAINT LUCIE)														
2008-1	NP	-	-	-	-	-	-	-	-	-	-	-	-	
2008-2	NP	-	-	-	-	-	-	-	-	-	-	-	-	

⁴ NI indicates never installed. I indicates installed but never used. NP indicates no prosecutor's report.

⁵ NR indicates not reported or could not be determined.

⁶ Motions: G = Granted, D = Denied, P = Pending.

* The first four digits of the A.O. number represent the year in which the wiretap was terminated. Wiretaps that were terminated prior to 2008 were not reported previously because they were part of ongoing investigations.

TABLE B-1
STATE GEORGIA

CALENDAR YEAR 2008

**REPORT BY JUDGES OF COURT-AUTHORIZED INTERCEPTS OF WIRE, ORAL, OR ELECTRONIC COMMUNICATIONS
PURSUANT TO 18 U.S.C. 2519**

A.O. Number *	Authorizing Official		Offense Specified	Intercept		Date of Application	Authorized Length		
	Judge	Prosecutor ¹		Type ²	Location ³		Original Order (Days)	Number of Extensions	Total Length (Days)
BIBB									
2008-1	SELF	SIMMS	MURDER	WC	D	02/08/2008	30	1	60
2008-2	ENNIS	SIMMS	MURDER	WC	D	02/28/2008	30	0	30
COBB									
2008-1	STODDARD	HEAD	NARCOTICS	WC	D	06/18/2008	30	3	120
2008-2	STODDARD	HEAD	NARCOTICS	WC	D	06/20/2008	30	1	60
2008-3	STODDARD	HEAD	NARCOTICS	WC	D	07/16/2008	30	0	30
2008-4	INGRAM	HEAD	NARCOTICS	WC	D	07/21/2008	30	0	30
2008-5	BRANTLEY	HEAD	NARCOTICS	WC	D	08/07/2008	30	0	30
2008-6	STODDARD	HEAD	NARCOTICS	WC	D	08/28/2008	30	0	30
COWETA									
2008-1	KIRBY	SKANDALAKIS	NARCOTICS	WC	D	07/01/2008	30	0	30
2008-2	KIRBY	SKANDALAKIS	NARCOTICS	WC	D	07/17/2008	30	0	30
EASTERN									
2008-1	FREESEMEN	LAWTON	NARCOTICS	WC	D	09/03/2008	23	3	84
2008-2	FREESEMEN	LAWTON	NARCOTICS	WC	D	09/26/2008	30	1	60
2008-3	FREESEMEN	LAWTON	NARCOTICS	WC	D	10/28/2008	30	0	30
2008-4	FREESEMEN	LAWTON	NARCOTICS	WC	D	10/28/2008	30	0	30
GWINNETT									
2008-1	CLARK	PORTER	NARCOTICS	WC	D	11/15/2007	30	2	90
2008-2	CLARK	PORTER	NARCOTICS	WC	D	11/15/2007	30	1	60
2008-3	CLARK	PORTER	NARCOTICS	WC	D	12/07/2007	30	2	90
2008-4	CLARK	PORTER	NARCOTICS	WC	D	01/07/2008	30	0	30
2008-5	CLARK	PORTER	NARCOTICS	WC	D	01/09/2008	30	0	30
2008-6	CONNER	PORTER	NARCOTICS	WC	D	03/08/2008	30	0	30
2008-7	CONNER	PORTER	NARCOTICS	WC	D	03/08/2008	30	0	30
2008-8	CONNER	PORTER	NARCOTICS	WC	D	03/18/2008	30	1	60
2008-9	CONNER	PORTER	NARCOTICS	WC	D	03/26/2008	30	1	60
2008-10	DAVIS	PORTER	MURDER	WC	D	03/31/2008	30	0	30
2008-11	CONNER	PORTER	NARCOTICS	WC	D	04/01/2008	30	0	30
2008-12	CONNER	PORTER	NARCOTICS	WC	D	04/18/2008	30	0	30
2008-13	DAVIS	PORTER	NARCOTICS	WC	D	05/08/2008	30	3	120
2008-14	CONNER	PORTER	NARCOTICS	WC	D	05/09/2008	30	0	30

¹ The prosecuting official authorized the filing of the application under provisions of the state's statute. (See Table 1 for this state's statutory citation.)

² Type: WC = Cellular or Mobile Telephone (Wire), WS = Standard Telephone (Wire), WO = Other (Wire), OM = Microphone (Oral), OO = Other (Oral), ED = Digital Pager (Electronic), EE = Computer or E-Mail (Electronic), EF = Fax Machine (Electronic), EO = Other (Electronic).

³ Location: D = Portable Device, H = Personal Residence, B = Business, A = Public Area, O = Other Location, R = Roving (Relaxed Specification Order), N = Not Specified.

* The first four digits of the A.O. number represent the year in which the wiretap was terminated. Wiretaps that were terminated prior to 2008 were not reported previously because they were part of ongoing investigations.

TABLE B-1
STATE GEORGIA

CALENDAR YEAR 2008

**REPORT BY PROSECUTORS OF COURT-AUTHORIZED INTERCEPTS OF WIRE, ORAL, OR ELECTRONIC COMMUNICATIONS
PURSUANT TO 18 U.S.C. 2519**

A.O. Number *	Number Of Days in Oper- ation ⁴	Average Inter- cepts per Day	Number of ⁵			Costs		Number of						
			Persons Inter- cepted	Intercepts	Incrim- inating Intercepts	Total Cost in \$	Other Than Manpower in \$	Arrests	Trials	Motions to Suppress Intercepts ⁶			Persons Con- victed	
										G	D	P		
BIBB														
2008-1	43	74	12	3,178	2,184	33,100	3,000	10	-	-	-	-	-	
2008-2	21	68	12	1,420	994	17,700	3,000	RELATED TO NO. 2008-1						
COBB														
2008-1	120	86	52	10,371	4,109	82,211	40,000	37	-	-	-	-	-	
2008-2	26	46	31	1,200	890	RELATED TO NO. 2008-1		RELATED TO NO. 2008-1						
2008-3	30	45	34	1,356	921	RELATED TO NO. 2008-1		RELATED TO NO. 2008-1						
2008-4	14	21	14	290	130	RELATED TO NO. 2008-1		RELATED TO NO. 2008-1						
2008-5	7	21	2	147	103	RELATED TO NO. 2008-1		RELATED TO NO. 2008-1						
2008-6	22	47	26	1,043	987	RELATED TO NO. 2008-1		RELATED TO NO. 2008-1						
COWETA														
2008-1	30	180	13	5,402	32	27,289	17,289	-	-	-	-	-	-	
2008-2	30	19	8	562	-	RELATED TO NO. 2008-1		-	-	-	-	-	-	
EASTERN														
2008-1	84	105	652	8,853	246	330,000	25,000	-	-	-	-	-	-	
2008-2	56	54	236	3,013	59	RELATED TO NO. 2008-1		-	-	-	-	-	-	
2008-3	30	21	63	629	143	RELATED TO NO. 2008-1		-	-	-	-	-	-	
2008-4	30	NR	NR	NR	NR	RELATED TO NO. 2008-1		-	-	-	-	-	-	
GWINNETT														
2008-1	84	23	125	1,943	357	83,580	6,000	8	-	-	-	-	-	
2008-2	53	10	52	525	87	RELATED TO NO. 2008-1		RELATED TO NO. 2008-1						
2008-3	53	8	36	401	128	RELATED TO NO. 2008-1		RELATED TO NO. 2008-1						
2008-4	1	1	1	1	-	RELATED TO NO. 2008-1		RELATED TO NO. 2008-1						
2008-5	8	-	3	3	-	RELATED TO NO. 2008-1		RELATED TO NO. 2008-1						
2008-6	10	8	38	76	27	9,940	1,500	4	-	-	-	-	-	
2008-7	14	8	18	113	13	44,705	4,500	13	-	-	-	-	-	
2008-8	60	25	257	1,523	335	RELATED TO NO. 2008-7		RELATED TO NO. 2008-7						
2008-9	53	50	247	2,635	619	RELATED TO NO. 2008-7		RELATED TO NO. 2008-7						
2008-10	14	192	343	2,693	84	8,250	2,000	2	-	-	-	-	-	
2008-11	30	34	28	1,017	203	RELATED TO NO. 2008-7		RELATED TO NO. 2008-7						
2008-12	30	19	58	584	184	RELATED TO NO. 2008-7		RELATED TO NO. 2008-7						
2008-13	120	39	145	4,659	444	335,121	155,121	7	-	-	-	-	-	
2008-14	10	6	18	65	23	RELATED TO NO. 2008-7		RELATED TO NO. 2008-7						

⁴ NI indicates never installed. I indicates installed but never used. NP indicates no prosecutor's report.

⁵ NR indicates not reported or could not be determined.

⁶ Motions: G = Granted, D = Denied, P = Pending.

* The first four digits of the A.O. number represent the year in which the wiretap was terminated. Wiretaps that were terminated prior to 2008 were not reported previously because they were part of ongoing investigations.

TABLE B-1
STATE GEORGIA

CALENDAR YEAR 2008

**REPORT BY JUDGES OF COURT-AUTHORIZED INTERCEPTS OF WIRE, ORAL, OR ELECTRONIC COMMUNICATIONS
PURSUANT TO 18 U.S.C. 2519**

A.O. Number *	Authorizing Official		Offense Specified	Intercept		Date of Application	Authorized Length		
	Judge	Prosecutor ¹		Type ²	Location ³		Original Order (Days)	Number of Extensions	Total Length (Days)
GWINNETT (CONTINUED)									
2008-15	DAVIS	PORTER	NARCOTICS	WC	D	05/30/2008	30	2	90
2008-16	DAVIS	PORTER	NARCOTICS	WC	D	06/06/2008	30	2	90
2008-17	TURNER	PORTER	NARCOTICS	WC	D	06/20/2008	30	0	30
2008-18	TURNER	PORTER	NARCOTICS	WC	D	07/11/2008	30	0	30
2008-19	TURNER	PORTER	NARCOTICS	WC	D	07/25/2008	30	1	60
2008-20	TURNER	PORTER	NARCOTICS	WC	D	08/07/2008	30	0	30
2008-21	TURNER	PORTER	NARCOTICS	WC	D	09/05/2008	30	0	30
2008-22	TURNER	PORTER	NARCOTICS	WC	D	09/25/2008	30	1	60
2008-23	JACKSON	PORTER	NARCOTICS	WC	D	10/01/2008	30	0	30
2008-24	JACKSON	PORTER	NARCOTICS	WC	D	10/09/2008	30	0	30
2008-25	JACKSON	PORTER	NARCOTICS	WC	D	10/21/2008	30	0	30
2008-26	JACKSON	PORTER	NARCOTICS	WC	D	10/23/2008	30	0	30
2008-27	JACKSON	PORTER	NARCOTICS	WC	D	11/05/2008	30	0	30
2008-28	JACKSON	PORTER	NARCOTICS	WC	D	11/12/2008	30	0	30
2008-29	JACKSON	PORTER	NARCOTICS	WC	D	12/05/2008	30	0	30
2008-30	JACKSON	PORTER	NARCOTICS	WC	D	12/05/2008	30	0	30

¹ The prosecuting official authorized the filing of the application under provisions of the state's statute. (See Table 1 for this state's statutory citation.)

² Type: WC = Cellular or Mobile Telephone (Wire), WS = Standard Telephone (Wire), WO = Other (Wire), OM = Microphone (Oral), OO = Other (Oral), ED = Digital Pager (Electronic), EE = Computer or E-Mail (Electronic), EF = Fax Machine (Electronic), EO = Other (Electronic).

³ Location: D = Portable Device, H = Personal Residence, B = Business, A = Public Area, O = Other Location, R = Roving (Relaxed Specification Order), N = Not Specified.

* The first four digits of the A.O. number represent the year in which the wiretap was terminated. Wiretaps that were terminated prior to 2008 were not reported previously because they were part of ongoing investigations.

TABLE B-1
STATE GEORGIA

CALENDAR YEAR 2008

REPORT BY PROSECUTORS OF COURT-AUTHORIZED INTERCEPTS OF WIRE, ORAL, OR ELECTRONIC COMMUNICATIONS
PURSUANT TO 18 U.S.C. 2519

A.O. Number *	Number Of Days in Oper- ation ⁴	Average Inter- cepts per Day	Number of ⁵			Costs		Number of						
			Persons Inter- cepted	Intercepts	Incrim- inating Intercepts	Total Cost in \$	Other Than Manpower in \$	Arrests	Trials	Motions to Suppress Intercepts ⁶			Persons Con- victed	
										G	D	P		
GWINNETT (CONTINUED)														
2008-15	90	102	145	9,179	940	RELATED TO NO. 2008-13		RELATED TO NO. 2008-13						
2008-16	90	41	115	3,669	3,526	RELATED TO NO. 2008-13		RELATED TO NO. 2008-13						
2008-17	30	10	77	291	55	129,340	15,300	16	-	-	-	-	-	
2008-18	30	39	80	1,167	280	RELATED TO NO. 2008-17		RELATED TO NO. 2008-17						
2008-19	54	245	86	13,205	952	RELATED TO NO. 2008-17		RELATED TO NO. 2008-17						
2008-20	30	62	80	1,869	416	RELATED TO NO. 2008-17		RELATED TO NO. 2008-17						
2008-21	11	3	80	34	14	RELATED TO NO. 2008-17		RELATED TO NO. 2008-17						
2008-22	60	28	209	1,696	811	53,893	4,500	12	-	-	-	-	-	
2008-23	30	38	89	1,139	495	RELATED TO NO. 2008-22		RELATED TO NO. 2008-22						
2008-24	30	10	87	312	94	RELATED TO NO. 2008-22		RELATED TO NO. 2008-22						
2008-25	30	15	66	442	209	RELATED TO NO. 2008-22		RELATED TO NO. 2008-22						
2008-26	30	26	64	765	323	RELATED TO NO. 2008-22		RELATED TO NO. 2008-22						
2008-27	30	12	96	358	169	RELATED TO NO. 2008-22		RELATED TO NO. 2008-22						
2008-28	30	18	53	547	329	RELATED TO NO. 2008-22		RELATED TO NO. 2008-22						
2008-29	7	5	10	37	23	RELATED TO NO. 2008-22		RELATED TO NO. 2008-22						
2008-30	5	27	12	136	84	RELATED TO NO. 2008-22		RELATED TO NO. 2008-22						

⁴ NI indicates never installed. I indicates installed but never used. NP indicates no prosecutor's report.

⁵ NR indicates not reported or could not be determined.

⁶ Motions: G = Granted, D = Denied, P = Pending.

* The first four digits of the A.O. number represent the year in which the wiretap was terminated. Wiretaps that were terminated prior to 2008 were not reported previously because they were part of ongoing investigations.

TABLE B-1
STATE HAWAII

CALENDAR YEAR 2008

REPORT BY JUDGES OF COURT-AUTHORIZED INTERCEPTS OF WIRE, ORAL, OR ELECTRONIC COMMUNICATIONS
PURSUANT TO 18 U.S.C. 2519

A.O. Number *	Authorizing Official		Offense Specified	Intercept		Date of Application	Authorized Length		
	Judge	Prosecutor ¹		Type ²	Location ³		Original Order (Days)	Number of Extensions	Total Length (Days)
MAUI									
2008-1	RAFFETTO	ACOB	NARCOTICS	WC	D	11/20/2007	30	1	60
2007-1	RAFFETTO	ACOB	NARCOTICS	WS	B	09/17/2007	30	2	90

¹ The prosecuting official authorized the filing of the application under provisions of the state's statute. (See Table 1 for this state's statutory citation.)

² Type: WC = Cellular or Mobile Telephone (Wire), WS = Standard Telephone (Wire), WO = Other (Wire), OM = Microphone (Oral), OO = Other (Oral), ED = Digital Pager (Electronic), EE = Computer or E-Mail (Electronic), EF = Fax Machine (Electronic), EO = Other (Electronic).

³ Location: D = Portable Device, H = Personal Residence, B = Business, A = Public Area, O = Other Location, R = Roving (Relaxed Specification Order), N = Not Specified.

* The first four digits of the A.O. number represent the year in which the wiretap was terminated. Wiretaps that were terminated prior to 2008 were not reported previously because they were part of ongoing investigations.

TABLE B-1
STATE HAWAII

CALENDAR YEAR 2008

REPORT BY PROSECUTORS OF COURT-AUTHORIZED INTERCEPTS OF WIRE, ORAL, OR ELECTRONIC COMMUNICATIONS
PURSUANT TO 18 U.S.C. 2519

A.O. Number *	Number Of Days in Oper- ation ⁴	Average Inter- cepts per Day	Number of ⁵			Costs		Number of					
			Persons Inter- cepted	Intercepts	Incrim- inating Intercepts	Total Cost in \$	Other Than Manpower in \$	Arrests	Trials	Motions to Suppress Intercepts ⁶			Persons Con- victed
										G	D	P	
MAUI													
2008-1	52	46	31	2,396	184	RELATED TO NO. 2007-1		-	-	-	-	-	-
2007-1	88	33	44	2,947	653	303,461	18,448	-	-	-	-	-	-

⁴ NI indicates never installed. I indicates installed but never used. NP indicates no prosecutor's report.

⁵ NR indicates not reported or could not be determined.

⁶ Motions: G = Granted, D = Denied, P = Pending.

* The first four digits of the A.O. number represent the year in which the wiretap was terminated. Wiretaps that were terminated prior to 2008 were not reported previously because they were part of ongoing investigations.

TABLE B-1
STATE ILLINOIS

CALENDAR YEAR 2008

REPORT BY JUDGES OF COURT-AUTHORIZED INTERCEPTS OF WIRE, ORAL, OR ELECTRONIC COMMUNICATIONS
PURSUANT TO 18 U.S.C. 2519

A.O. Number *	Authorizing Official		Offense Specified	Intercept		Date of Application	Authorized Length		
	Judge	Prosecutor ¹		Type ²	Location ³		Original Order (Days)	Number of Extensions	Total Length (Days)
CHRISTIAN									
2008-1	COADY	FINKS	NARCOTICS	WC	D	01/14/2008	30	0	30
2008-2	COADY	FINKS	NARCOTICS	WC,WS	D,H	02/14/2008	30	0	30
2008-3	COADY	FINKS	NARCOTICS	WC,WS	D,H	02/25/2008	30	0	30
2008-4	PALSLEY	FINKS	NARCOTICS	WC,WS	D,H	08/27/2008	30	0	30
2008-5	PALSLEY	FINKS	NARCOTICS	WC,WS	D,H	08/27/2008	30	0	30
COOK									
2008-1	BIEBEL	DEVINE	NARCOTICS	WC	D	01/18/2008	30	0	30
2008-2	BIEBEL	DEVINE	NARCOTICS	WC	D	02/14/2008	30	0	30
2008-3	BIEBEL	DEVINE	NARCOTICS	WC	D	05/28/2008	30	1	60
2008-4	BIEBEL	DEVINE	NARCOTICS	WC	D	06/18/2008	30	0	30
2008-5	BIEBEL	DEVINE	NARCOTICS	WC	D	07/14/2008	30	0	30
DUPAGE									
2008-1	JORGENSEN	BIRKETT	NARCOTICS	WC	D	02/22/2008	30	0	30
2008-2	JORGENSEN	BIRKETT	NARCOTICS	WC	D	06/09/2008	30	0	30
2008-3	CULLITON	BIRKETT	NARCOTICS	WC	D	07/24/2008	30	0	30
2008-4	CULLITON	BIRKETT	NARCOTICS	WC	D	08/25/2008	30	1	60
2008-5	CULLITON	BIRKETT	NARCOTICS	WC	D	09/25/2008	30	0	30
2008-6	CULLITON	BIRKETT	NARCOTICS	WC	D	10/14/2008	30	0	30
2008-7	CULLITON	BIRKETT	NARCOTICS	WC	D	11/03/2008	30	0	30
HENDERSON									
2008-1	VANCIL	CAVANAUGH	BURGLARY	WS	B	06/18/2008	30	0	30

¹ The prosecuting official authorized the filing of the application under provisions of the state's statute. (See Table 1 for this state's statutory citation.)

² Type: WC = Cellular or Mobile Telephone (Wire), WS = Standard Telephone (Wire), WO = Other (Wire), OM = Microphone (Oral), OO = Other (Oral), ED = Digital Pager (Electronic), EE = Computer or E-Mail (Electronic), EF = Fax Machine (Electronic), EO = Other (Electronic).

³ Location: D = Portable Device, H = Personal Residence, B = Business, A = Public Area, O = Other Location, R = Roving (Relaxed Specification Order), N = Not Specified.

* The first four digits of the A.O. number represent the year in which the wiretap was terminated. Wiretaps that were terminated prior to 2008 were not reported previously because they were part of ongoing investigations.

TABLE B-1
STATE ILLINOIS

CALENDAR YEAR 2008

REPORT BY PROSECUTORS OF COURT-AUTHORIZED INTERCEPTS OF WIRE, ORAL, OR ELECTRONIC COMMUNICATIONS
PURSUANT TO 18 U.S.C. 2519

A.O. Number *	Number Of Days in Oper- ation ⁴	Average Inter- cepts per Day	Number of ⁵			Costs		Number of						
			Persons Inter- cepted	Intercepts	Incrim- inating Intercepts	Total Cost in \$	Other Than Manpower in \$	Arrests	Trials	Motions to Suppress Intercepts ⁶			Persons Con- victed	
										G	D	P		
CHRISTIAN														
2008-1	30	-	2	2	2	600	300	1	-	-	-	-	-	
2008-2	I	-	-	-	-	200	100	-	-	-	-	-	-	
2008-3	I	-	-	-	-	200	100	-	-	-	-	-	-	
2008-4	I	-	-	-	-	200	100	-	-	-	-	-	-	
2008-5	I	-	-	-	-	200	100	-	-	-	-	-	-	
COOK														
2008-1	30	27	23	807	126	182,715	41,715	37	-	-	-	-	2	
2008-2	28	27	19	764	59	RELATED TO NO. 2008-1		RELATED TO NO. 2008-1						
2008-3	60	7	40	408	103	146,000	20,000	5	-	-	-	-	-	
2008-4	30	7	25	217	77	RELATED TO NO. 2008-3		RELATED TO NO. 2008-3						
2008-5	30	10	30	297	66	RELATED TO NO. 2008-3		RELATED TO NO. 2008-3						
DUPAGE														
2008-1	22	75	27	1,655	1,655	22,000	14,000	22	-	-	-	-	14	
2008-2	22	21	7	452	16	22,000	5,000	8	-	-	-	-	-	
2008-3	30	5	4	153	25	5,000	1,500	RELATED TO NO. 2008-2						
2008-4	50	54	7	2,701	102	13,500	3,500	RELATED TO NO. 2008-2						
2008-5	30	-	2	15	-	3,500	3,500	RELATED TO NO. 2008-2						
2008-6	9	28	5	251	14	4,500	1,500	RELATED TO NO. 2008-2						
2008-7	11	7	4	77	34	17,500	14,000	RELATED TO NO. 2008-2						
HENDERSON														
2008-1	1	-	-	-	-	250	50	-	-	-	-	-	-	

⁴ NI indicates never installed. I indicates installed but never used. NP indicates no prosecutor's report.

⁵ NR indicates not reported or could not be determined.

⁶ Motions: G = Granted, D = Denied, P = Pending.

* The first four digits of the A.O. number represent the year in which the wiretap was terminated. Wiretaps that were terminated prior to 2008 were not reported previously because they were part of ongoing investigations.

REPORT BY JUDGES OF COURT-AUTHORIZED INTERCEPTS OF WIRE, ORAL, OR ELECTRONIC COMMUNICATIONS
PURSUANT TO 18 U.S.C. 2519

A.O. Number *	Authorizing Official		Offense Specified	Intercept		Date of Application	Authorized Length		
	Judge	Prosecutor ¹		Type ²	Location ³		Original Order (Days)	Number of Extensions	Total Length (Days)
MORGAN									
2008-1	CRANEY	CLINE	NARCOTICS	WS	H	01/09/2008	30	1	60
2008-2	CRANEY	CLINE	NARCOTICS	WC	D	01/09/2008	30	1	60

¹ The prosecuting official authorized the filing of the application under provisions of the state's statute. (See Table 1 for this state's statutory citation.)

² Type: WC = Cellular or Mobile Telephone (Wire), WS = Standard Telephone (Wire), WO = Other (Wire), OM = Microphone (Oral), OO = Other (Oral), ED = Digital Pager (Electronic), EE = Computer or E-Mail (Electronic), EF = Fax Machine (Electronic), EO = Other (Electronic).

³ Location: D = Portable Device, H = Personal Residence, B = Business, A = Public Area, O = Other Location, R = Roving (Relaxed Specification Order), N = Not Specified.

* The first four digits of the A.O. number represent the year in which the wiretap was terminated. Wiretaps that were terminated prior to 2008 were not reported previously because they were part of ongoing investigations.

TABLE B-1
STATE INDIANA

CALENDAR YEAR 2008

REPORT BY PROSECUTORS OF COURT-AUTHORIZED INTERCEPTS OF WIRE, ORAL, OR ELECTRONIC COMMUNICATIONS
PURSUANT TO 18 U.S.C. 2519

A.O. Number *	Number Of Days in Oper- ation ⁴	Average Inter- cepts per Day	Number of ⁵			Costs		Number of					
			Persons Inter- cepted	Intercepts	Incrim- inating Intercepts	Total Cost in \$	Other Than Manpower in \$	Arrests	Trials	Motions to Suppress Intercepts ⁶			Persons Con- victed
										G	D	P	
MORGAN													
2008-1	50	68	52	3,402	566	350,000	50,000	10	-	-	-	5	2
2008-2	50	49	52	2,452	333	RELATED TO NO. 2008-1		RELATED TO NO. 2008-1					

⁴ NI indicates never installed. I indicates installed but never used. NP indicates no prosecutor's report.

⁵ NR indicates not reported or could not be determined.

⁶ Motions: G = Granted, D = Denied, P = Pending.

* The first four digits of the A.O. number represent the year in which the wiretap was terminated. Wiretaps that were terminated prior to 2008 were not reported previously because they were part of ongoing investigations.

TABLE B-1
STATE KANSAS

CALENDAR YEAR 2008

**REPORT BY JUDGES OF COURT-AUTHORIZED INTERCEPTS OF WIRE, ORAL, OR ELECTRONIC COMMUNICATIONS
PURSUANT TO 18 U.S.C. 2519**

A.O. Number *	Authorizing Official		Offense Specified	Intercept		Date of Application	Authorized Length		
	Judge	Prosecutor ¹		Type ²	Location ³		Original Order (Days)	Number of Extensions	Total Length (Days)
SALINE									
2008-1	HERBERT	MITCHELL	MURDER	WC	D	10/03/2008	30	0	30
2008-2	HERBERT	MITCHELL	MURDER	WC	D	10/03/2008	30	0	30
2008-3	YOUNG	MITCHELL	MURDER	WC	D	10/30/2008	30	0	30

¹ The prosecuting official authorized the filing of the application under provisions of the state's statute. (See Table 1 for this state's statutory citation.)

² Type: WC = Cellular or Mobile Telephone (Wire), WS = Standard Telephone (Wire), WO = Other (Wire), OM = Microphone (Oral), OO = Other (Oral), ED = Digital Pager (Electronic), EE = Computer or E-Mail (Electronic), EF = Fax Machine (Electronic), EO = Other (Electronic).

³ Location: D = Portable Device, H = Personal Residence, B = Business, A = Public Area, O = Other Location, R = Roving (Relaxed Specification Order), N = Not Specified.

* The first four digits of the A.O. number represent the year in which the wiretap was terminated. Wiretaps that were terminated prior to 2008 were not reported previously because they were part of ongoing investigations.

TABLE B-1

STATE KANSAS

CALENDAR YEAR 2008

**REPORT BY PROSECUTORS OF COURT-AUTHORIZED INTERCEPTS OF WIRE, ORAL, OR ELECTRONIC COMMUNICATIONS
PURSUANT TO 18 U.S.C. 2519**

A.O. Number *	Number Of Days in Oper- ation ⁴	Average Inter- cepts per Day	Number of ⁵			Costs		Number of					
			Persons Inter- cepted	Intercepts	Incrim- inating Intercepts	Total Cost in \$	Other Than Manpower in \$	Arrests	Trials	Motions to Suppress Intercepts ⁶			Persons Con- victed
										G	D	P	
SALINE													
2008-1	1	-	-	-	-	1,500	-	-	-	-	-	-	-
2008-2	24	66	41	1,581	NR	29,068	1,536	-	-	-	-	-	-
2008-3	14	85	20	1,195	63	9,365	1,500	-	-	-	-	-	-

⁴ NI indicates never installed. I indicates installed but never used. NP indicates no prosecutor's report.

⁵ NR indicates not reported or could not be determined.

⁶ Motions: G = Granted, D = Denied, P = Pending.

* The first four digits of the A.O. number represent the year in which the wiretap was terminated. Wiretaps that were terminated prior to 2008 were not reported previously because they were part of ongoing investigations.

TABLE B-1
STATE MARYLAND

CALENDAR YEAR 2008

**REPORT BY JUDGES OF COURT-AUTHORIZED INTERCEPTS OF WIRE, ORAL, OR ELECTRONIC COMMUNICATIONS
PURSUANT TO 18 U.S.C. 2519**

A.O. Number *	Authorizing Official		Offense Specified	Intercept		Date of Application	Authorized Length		
	Judge	Prosecutor ¹		Type ²	Location ³		Original Order (Days)	Number of Extensions	Total Length (Days)
BALTIMORE									
2008-1	BOLLINGER	FRANCOMANO	CONSPIRACY	WC	D	12/04/2007	30	1	50
2008-2	FINIFTER	JESSAMY	NARCOTICS	WC	D	01/01/2008	30	0	30
2008-3	BOLLINGER	FRANCOMANO	CONSPIRACY	WC	D	01/03/2008	12	0	12
2008-4	BOLLINGER	FRANCOMANO	CONSPIRACY	WC	D	01/03/2008	20	0	20
2008-5	STRINGER	REILLY	NARCOTICS	WC	D	03/21/2008	30	1	60
2008-6	STRINGER	REILLY	NARCOTICS	WC	D	03/21/2008	30	2	90
2008-7	STRINGER	REILLY	NARCOTICS	WC	D	03/21/2008	30	2	90
2008-8	STRINGER	REILLY	NARCOTICS	WC	D	03/31/2008	30	0	30
2008-9	STRINGER	REILLY	NARCOTICS	WC	D	04/01/2008	30	1	60
2008-10	STRINGER	REILLY	NARCOTICS	WC	D	04/01/2008	30	1	60
2008-11	STRINGER	REILLY	NARCOTICS	WC	D	04/18/2008	30	0	30
2008-12	STRINGER	REILLY	NARCOTICS	WC	D	04/18/2008	30	0	30
2008-13	STRINGER	REILLY	NARCOTICS	WC	D	04/18/2008	30	1	60
2008-14	STRINGER	REILLY	NARCOTICS	WC	D	04/22/2008	30	1	60
2008-15	STRINGER	REILLY	NARCOTICS	WC	D	04/25/2008	30	0	30
2008-16	STRINGER	REILLY	NARCOTICS	WC	D	04/28/2008	30	0	30
2008-17	STRINGER	REILLY	NARCOTICS	WC	D	05/19/2008	30	0	30
2008-18	STRINGER	REILLY	NARCOTICS	WC	D	05/20/2008	30	0	30
2008-19	STRINGER	REILLY	NARCOTICS	WC	D	05/29/2008	30	1	60
2008-20	STRINGER	REILLY	NARCOTICS	WC	D	05/29/2008	30	1	60
2008-21	STRINGER	REILLY	NARCOTICS	WC	D	05/29/2008	30	0	30
2008-22	STRINGER	REILLY	NARCOTICS	WC	D	06/12/2008	30	0	30
2008-23	STRINGER	REILLY	NARCOTICS	WC	D	06/12/2008	30	0	30
2008-24	STRINGER	REILLY	NARCOTICS	WC	D	06/16/2008	30	0	30
2008-25	STRINGER	REILLY	NARCOTICS	WC	D	06/17/2008	30	0	30
2008-26	STRINGER	REILLY	NARCOTICS	WC	D	06/17/2008	30	0	30
2008-27	STRINGER	REILLY	NARCOTICS	WC	D	06/26/2008	30	0	30
2008-28	STRINGER	REILLY	NARCOTICS	WC	D	07/01/2008	30	0	30
2008-29	STRINGER	REILLY	NARCOTICS	WC	D	07/07/2008	30	0	30
2008-30	STRINGER	REILLY	NARCOTICS	WC	D	07/07/2008	30	0	30
2008-31	STRINGER	REILLY	NARCOTICS	WC	D	07/07/2008	30	0	30
2007-40	BOLLINGER	FRANCOMANO	CONSPIRACY	WC	D	10/23/2007	30	1	58

¹ The prosecuting official authorized the filing of the application under provisions of the state's statute. (See Table 1 for this state's statutory citation.)

² Type: WC = Cellular or Mobile Telephone (Wire), WS = Standard Telephone (Wire), WO = Other (Wire), OM = Microphone (Oral), OO = Other (Oral), ED = Digital Pager (Electronic), EE = Computer or E-Mail (Electronic), EF = Fax Machine (Electronic), EO = Other (Electronic).

³ Location: D = Portable Device, H = Personal Residence, B = Business, A = Public Area, O = Other Location, R = Roving (Relaxed Specification Order), N = Not Specified.

* The first four digits of the A.O. number represent the year in which the wiretap was terminated. Wiretaps that were terminated prior to 2008 were not reported previously because they were part of ongoing investigations.

TABLE B-1
STATE MARYLAND

CALENDAR YEAR 2008

**REPORT BY PROSECUTORS OF COURT-AUTHORIZED INTERCEPTS OF WIRE, ORAL, OR ELECTRONIC COMMUNICATIONS
PURSUANT TO 18 U.S.C. 2519**

A.O. Number *	Number Of Days in Oper- ation ⁴	Average Inter- cepts per Day	Number of ⁵			Costs		Number of					
			Persons Inter- cepted	Intercepts	Incrim- inating Intercepts	Total Cost in \$	Other Than Manpower in \$	Arrests	Trials	Motions to Suppress Intercepts ⁶			Persons Con- victed
										G	D	P	
BALTIMORE													
2008-1	30	240	271	7,195	1,299	RELATED TO NO. 2007-40		-	-	-	-	-	-
2008-2	30	-	1	1	1	20	10	-	-	-	-	-	-
2008-3	12	154	44	1,846	75	RELATED TO NO. 2007-40		-	-	-	-	-	-
2008-4	20	109	231	2,177	164	RELATED TO NO. 2007-40		-	-	-	-	-	-
2008-5	54	71	112	3,853	642	1,050,000	50,000	-	-	-	-	-	-
2008-6	67	35	79	2,312	452	RELATED TO NO. 2008-5		-	-	-	-	-	-
2008-7	67	35	112	2,358	259	RELATED TO NO. 2008-5		-	-	-	-	-	-
2008-8	30	43	53	1,296	253	RELATED TO NO. 2008-5		-	-	-	-	-	-
2008-9	58	108	215	6,262	520	RELATED TO NO. 2008-5		-	-	-	-	-	-
2008-10	58	12	71	702	121	RELATED TO NO. 2008-5		-	-	-	-	-	-
2008-11	15	7	17	108	38	RELATED TO NO. 2008-5		-	-	-	-	-	-
2008-12	30	50	69	1,502	63	RELATED TO NO. 2008-5		-	-	-	-	-	-
2008-13	41	6	29	250	45	RELATED TO NO. 2008-5		-	-	-	-	-	-
2008-14	56	72	160	4,017	417	RELATED TO NO. 2008-5		-	-	-	-	-	-
2008-15	27	28	73	761	121	RELATED TO NO. 2008-5		-	-	-	-	-	-
2008-16	30	4	35	135	1	RELATED TO NO. 2008-5		-	-	-	-	-	-
2008-17	2	20	5	41	-	RELATED TO NO. 2008-5		-	-	-	-	-	-
2008-18	28	21	33	577	101	RELATED TO NO. 2008-5		-	-	-	-	-	-
2008-19	43	3	23	149	11	RELATED TO NO. 2008-5		-	-	-	-	-	-
2008-20	43	45	73	1,939	45	RELATED TO NO. 2008-5		-	-	-	-	-	-
2008-21	26	170	210	4,416	41	RELATED TO NO. 2008-5		-	-	-	-	-	-
2008-22	21	-	NR	5	NR	RELATED TO NO. 2008-5		-	-	-	-	-	-
2008-23	24	24	41	587	224	RELATED TO NO. 2008-5		-	-	-	-	-	-
2008-24	26	2	8	47	5	RELATED TO NO. 2008-5		-	-	-	-	-	-
2008-25	21	-	NR	3	NR	RELATED TO NO. 2008-5		-	-	-	-	-	-
2008-26	24	19	99	464	79	RELATED TO NO. 2008-5		-	-	-	-	-	-
2008-27	16	2	4	29	5	RELATED TO NO. 2008-5		-	-	-	-	-	-
2008-28	10	7	20	72	29	RELATED TO NO. 2008-5		-	-	-	-	-	-
2008-29	1	4	1	4	-	RELATED TO NO. 2008-5		-	-	-	-	-	-
2008-30	5	41	38	206	16	RELATED TO NO. 2008-5		-	-	-	-	-	-
2008-31	4	6	4	22	6	RELATED TO NO. 2008-5		-	-	-	-	-	-
2007-40	58	162	282	9,396	658	416,668	5,000	-	-	-	-	-	-

⁴ NI indicates never installed. I indicates installed but never used. NP indicates no prosecutor's report.

⁵ NR indicates not reported or could not be determined.

⁶ Motions: G = Granted, D = Denied, P = Pending.

* The first four digits of the A.O. number represent the year in which the wiretap was terminated. Wiretaps that were terminated prior to 2008 were not reported previously because they were part of ongoing investigations.

TABLE B-1
STATE MARYLAND

CALENDAR YEAR 2008

**REPORT BY JUDGES OF COURT-AUTHORIZED INTERCEPTS OF WIRE, ORAL, OR ELECTRONIC COMMUNICATIONS
PURSUANT TO 18 U.S.C. 2519**

A.O. Number *	Authorizing Official		Offense Specified	Intercept		Date of Application	Authorized Length		
	Judge	Prosecutor ¹		Type ²	Location ³		Original Order (Days)	Number of Extensions	Total Length (Days)
BALTIMORE (CONTINUED)									
2007-41	BOLLINGER	FRANCOMANO	CONSPIRACY	WC	D	10/23/2007	30	0	30
2007-42	BOLLINGER	FRANCOMANO	CONSPIRACY	WC	D	11/01/2007	30	0	30
2007-43	BOLLINGER	FRANCOMANO	CONSPIRACY	WC	D	11/01/2007	30	0	30
2007-44	BOLLINGER	FRANCOMANO	CONSPIRACY	WC	D	11/19/2007	30	0	30
2007-45	BOLLINGER	FRANCOMANO	CONSPIRACY	WC	D	11/19/2007	10	0	10
BALTIMORE CITY									
2008-1	COX	JESSAMY	NARCOTICS	WC	D	06/03/2008	30	1	60
2008-2	HOWARD	JESSAMY	NARCOTICS	WC	D	06/04/2008	30	1	60
2008-3	HOWARD	JESSAMY	NARCOTICS	WC	D	06/04/2008	30	1	60
2008-4	COX	JESSAMY	NARCOTICS	WC	D	06/16/2008	30	1	60
2008-5	HOWARD	JESSAMY	NARCOTICS	WC	D	06/16/2008	30	1	60
2008-6	HOWARD	JESSAMY	NARCOTICS	WC	D	06/16/2008	30	1	60
2008-7	COX	JESSAMY	NARCOTICS	WC	D	06/30/2008	30	2	90
2008-8	COX	JESSAMY	NARCOTICS	WC	D	06/30/2008	30	1	60
2008-9	COX	JESSAMY	NARCOTICS	WC	D	06/30/2008	30	0	30
2008-10	HOWARD	JESSAMY	NARCOTICS	WC	D	07/02/2008	30	0	30
2008-11	HOWARD	JESSAMY	NARCOTICS	WC	D	07/08/2008	30	0	30
2008-12	HOWARD	JESSAMY	NARCOTICS	WC	D	07/14/2008	30	0	30
2008-13	HOWARD	JESSAMY	NARCOTICS	WC	D	07/14/2008	30	0	30
2008-14	COX	JESSAMY	NARCOTICS	WC	D	07/22/2008	30	1	60
2008-15	COX	JESSAMY	NARCOTICS	WC	D	07/22/2008	30	0	30
2008-16	HOWARD	JESSAMY	NARCOTICS	WC	D	08/01/2008	30	0	30
2008-17	HOWARD	JESSAMY	NARCOTICS	WC	D	08/01/2008	30	0	30
2008-18	HOWARD	JESSAMY	NARCOTICS	WC	D	08/19/2008	30	0	30
2008-19	COX	JESSAMY	NARCOTICS	WC	D	08/28/2008	30	0	30
2008-20	GLYNN	JESSAMY	MURDER	WC	D	11/18/2008	30	0	30
CECIL									
2008-1	LIDUMS	EASTRIDGE	NARCOTICS	WC	D	06/02/2008	30	0	30
2008-2	LIDUMS	EASTRIDGE	NARCOTICS	WC	D	06/16/2008	30	0	30
2008-3	LIDUMS	EASTRIDGE	NARCOTICS	WC	D	06/16/2008	30	0	30
2008-4	LIDUMS	EASTRIDGE	NARCOTICS	WC	D	06/19/2008	30	0	30
2008-5	LIDUMS	EASTRIDGE	NARCOTICS	WC	D	07/02/2008	30	0	30
2008-6	LIDUMS	EASTRIDGE	NARCOTICS	WC	D	07/15/2008	30	0	30

¹ The prosecuting official authorized the filing of the application under provisions of the state's statute. (See Table 1 for this state's statutory citation.)

² Type: WC = Cellular or Mobile Telephone (Wire), WS = Standard Telephone (Wire), WO = Other (Wire), OM = Microphone (Oral), OO = Other (Oral), ED = Digital Pager (Electronic), EE = Computer or E-Mail (Electronic), EF = Fax Machine (Electronic), EO = Other (Electronic).

³ Location: D = Portable Device, H = Personal Residence, B = Business, A = Public Area, O = Other Location, R = Roving (Relaxed Specification Order), N = Not Specified.

* The first four digits of the A.O. number represent the year in which the wiretap was terminated. Wiretaps that were terminated prior to 2008 were not reported previously because they were part of ongoing investigations.

TABLE B-1
STATE MARYLAND

CALENDAR YEAR 2008

**REPORT BY PROSECUTORS OF COURT-AUTHORIZED INTERCEPTS OF WIRE, ORAL, OR ELECTRONIC COMMUNICATIONS
PURSUANT TO 18 U.S.C. 2519**

A.O. Number *	Number Of Days in Oper- ation ⁴	Average Inter- cepts per Day	Number of ⁵			Costs		Number of					
			Persons Inter- cepted	Intercepts	Incrim- inating Intercepts	Total Cost in \$	Other Than Manpower in \$	Arrests	Trials	Motions to Suppress Intercepts ⁶			Persons Con- victed
										G	D	P	
BALTIMORE (CONTINUED)													
2007-41	30	95	174	2,861	317	RELATED TO NO. 2007-40	-	-	-	-	-	-	-
2007-42	30	71	60	2,128	178	RELATED TO NO. 2007-40	-	-	-	-	-	-	-
2007-43	30	68	158	2,026	137	RELATED TO NO. 2007-40	-	-	-	-	-	-	-
2007-44	30	127	259	3,808	287	RELATED TO NO. 2007-40	-	-	-	-	-	-	-
2007-45	10	3	2	33	10	RELATED TO NO. 2007-40	-	-	-	-	-	-	-
BALTIMORE CITY													
2008-1	56	46	152	2,602	165	127,496	15,264	7	-	-	-	-	-
2008-2	35	199	152	6,950	961	196,980	71,300	5	-	-	-	-	4
2008-3	57	45	27	2,581	325	RELATED TO NO. 2008-2	RELATED TO NO. 2008-2						
2008-4	59	97	102	5,711	529	RELATED TO NO. 2008-1	RELATED TO NO. 2008-1						
2008-5	45	60	97	2,685	213	RELATED TO NO. 2008-2	RELATED TO NO. 2008-2						
2008-6	51	53	40	2,693	227	RELATED TO NO. 2008-2	RELATED TO NO. 2008-2						
2008-7	78	118	85	9,168	1,244	RELATED TO NO. 2008-1	RELATED TO NO. 2008-1						
2008-8	43	61	121	2,640	66	RELATED TO NO. 2008-1	RELATED TO NO. 2008-1						
2008-9	22	32	33	694	45	RELATED TO NO. 2008-1	RELATED TO NO. 2008-1						
2008-10	14	6	41	84	1	RELATED TO NO. 2008-2	RELATED TO NO. 2008-2						
2008-11	23	186	45	4,283	444	RELATED TO NO. 2008-2	RELATED TO NO. 2008-2						
2008-12	30	4	22	124	8	RELATED TO NO. 2008-2	RELATED TO NO. 2008-2						
2008-13	30	31	43	928	161	RELATED TO NO. 2008-2	RELATED TO NO. 2008-2						
2008-14	56	71	89	3,973	255	RELATED TO NO. 2008-1	RELATED TO NO. 2008-1						
2008-15	30	39	170	1,166	101	RELATED TO NO. 2008-1	RELATED TO NO. 2008-1						
2008-16	21	94	24	1,974	375	RELATED TO NO. 2008-2	RELATED TO NO. 2008-2						
2008-17	21	10	112	218	-	RELATED TO NO. 2008-2	RELATED TO NO. 2008-2						
2008-18	24	59	40	1,413	203	RELATED TO NO. 2008-2	RELATED TO NO. 2008-2						
2008-19	27	8	46	212	16	RELATED TO NO. 2008-1	RELATED TO NO. 2008-1						
2008-20	17	59	218	1,007	117	-	-	-	-	-	-	-	-
CECIL													
2008-1	30	362	399	10,854	2,210	194,000	5,000	4	-	-	-	4	-
2008-2	30	100	253	3,011	408	RELATED TO NO. 2008-1	RELATED TO NO. 2008-1						
2008-3	30	78	185	2,333	333	RELATED TO NO. 2008-1	RELATED TO NO. 2008-1						
2008-4	26	210	229	5,464	743	168,800	5,000	1	-	-	-	1	-
2008-5	25	98	113	2,461	260	192,500	5,000	RELATED TO NO. 2008-4					
2008-6	23	137	196	3,152	624	163,700	5,000	RELATED TO NO. 2008-4					

⁴ NI indicates never installed. I indicates installed but never used. NP indicates no prosecutor's report.

⁵ NR indicates not reported or could not be determined.

⁶ Motions: G = Granted, D = Denied, P = Pending.

* The first four digits of the A.O. number represent the year in which the wiretap was terminated. Wiretaps that were terminated prior to 2008 were not reported previously because they were part of ongoing investigations.

TABLE B-1
STATE MARYLAND

CALENDAR YEAR 2008

**REPORT BY JUDGES OF COURT-AUTHORIZED INTERCEPTS OF WIRE, ORAL, OR ELECTRONIC COMMUNICATIONS
PURSUANT TO 18 U.S.C. 2519**

A.O. Number *	Authorizing Official		Offense Specified	Intercept		Date of Application	Authorized Length		
	Judge	Prosecutor ¹		Type ²	Location ³		Original Order (Days)	Number of Extensions	Total Length (Days)
FREDERICK									
2008-1	DWYER	SMITH	NARCOTICS	WC	D	01/09/2008	30	0	30
2008-2	DWYER	SMITH	NARCOTICS	WC	D	02/07/2008	30	0	30
2008-3	DWYER	SMITH	NARCOTICS	WC	D	02/07/2008	30	0	30
HARFORD									
2008-1	WALDRON	CASSILLY	NARCOTICS	WC	D	01/22/2008	30	1	60
2008-2	WALDRON	CASSILLY	NARCOTICS	WC	D	01/22/2008	30	0	30
2008-3	WALDRON	CASSILLY	NARCOTICS	WC	D	01/22/2008	30	2	60
2008-4	WALDRON	CASSILLY	NARCOTICS	WC	D	01/23/2008	30	1	60
2008-5	WALDRON	CASSILLY	NARCOTICS	WC	D	02/03/2008	30	0	30
2008-6	WALDRON	CASSILLY	NARCOTICS	WC	D	02/03/2008	30	1	60
2008-7	WALDRON	CASSILLY	NARCOTICS	WC	D	02/03/2008	30	1	60
2008-8	WALDRON	CASSILLY	NARCOTICS	WC	D	02/06/2008	30	1	60
2008-9	WALDRON	CASSILLY	NARCOTICS	WC	D	02/19/2008	30	0	30
2008-10	WALDRON	CASSILLY	NARCOTICS	WC	D	02/27/2008	30	0	30
2008-11	WALDRON	CASSILLY	NARCOTICS	WC	D	02/29/2008	30	0	30
2008-12	WALDRON	CASSILLY	NARCOTICS	WC	D	02/29/2008	30	0	30
2008-13	EAVES	CASSILLY	NARCOTICS	WC	D	10/07/2008	30	2	90
2008-14	EAVES	CASSILLY	NARCOTICS	WC	D	10/07/2008	30	2	90
2008-15	EAVES	CASSILLY	NARCOTICS	WC	D	10/21/2008	30	1	60
2008-16	EAVES	CASSILLY	NARCOTICS	WC	D	10/28/2008	30	0	30
2008-17	EAVES	CASSILLY	NARCOTICS	WC	D	10/30/2008	30	1	60

¹ The prosecuting official authorized the filing of the application under provisions of the state's statute. (See Table 1 for this state's statutory citation.)

² Type: WC = Cellular or Mobile Telephone (Wire), WS = Standard Telephone (Wire), WO = Other (Wire), OM = Microphone (Oral), OO = Other (Oral), ED = Digital Pager (Electronic), EE = Computer or E-Mail (Electronic), EF = Fax Machine (Electronic), EO = Other (Electronic).

³ Location: D = Portable Device, H = Personal Residence, B = Business, A = Public Area, O = Other Location, R = Roving (Relaxed Specification Order), N = Not Specified.

* The first four digits of the A.O. number represent the year in which the wiretap was terminated. Wiretaps that were terminated prior to 2008 were not reported previously because they were part of ongoing investigations.

TABLE B-1
STATE MARYLAND

CALENDAR YEAR 2008

REPORT BY PROSECUTORS OF COURT-AUTHORIZED INTERCEPTS OF WIRE, ORAL, OR ELECTRONIC COMMUNICATIONS
PURSUANT TO 18 U.S.C. 2519

A.O. Number *	Number Of Days in Oper- ation ⁴	Average Inter- cepts per Day	Number of ⁵			Costs		Number of						
			Persons Inter- cepted	Intercepts	Incrim- inating Intercepts	Total Cost in \$	Other Than Manpower in \$	Arrests	Trials	Motions to Suppress Intercepts ⁶			Persons Con- victed	
										G	D	P		
FREDERICK														
2008-1	30	44	159	1,325	527	103,000	3,000	5	-	-	-	-	-	4
2008-2	27	7	61	194	29	13,000	3,000	RELATED TO NO. 2008-1						
2008-3	27	39	90	1,050	104	1,000	1,000	-	-	-	-	-	-	-
HARFORD														
2008-1	45	169	36	7,618	893	182,000	32,000	23	-	-	-	-	-	-
2008-2	22	43	31	954	158	RELATED TO NO. 2008-1		RELATED TO NO. 2008-1						
2008-3	53	54	43	2,871	247	RELATED TO NO. 2008-1		RELATED TO NO. 2008-1						
2008-4	38	49	48	1,877	267	RELATED TO NO. 2008-1		RELATED TO NO. 2008-1						
2008-5	30	11	12	323	27	RELATED TO NO. 2008-1		RELATED TO NO. 2008-1						
2008-6	34	40	16	1,377	313	RELATED TO NO. 2008-1		RELATED TO NO. 2008-1						
2008-7	30	89	48	2,677	137	RELATED TO NO. 2008-1		RELATED TO NO. 2008-1						
2008-8	31	58	34	1,810	395	RELATED TO NO. 2008-1		RELATED TO NO. 2008-1						
2008-9	18	84	28	1,505	218	RELATED TO NO. 2008-1		RELATED TO NO. 2008-1						
2008-10	10	16	21	164	20	RELATED TO NO. 2008-1		RELATED TO NO. 2008-1						
2008-11	7	3	6	24	3	RELATED TO NO. 2008-1		RELATED TO NO. 2008-1						
2008-12	20	62	16	1,246	178	RELATED TO NO. 2008-1		RELATED TO NO. 2008-1						
2008-13	56	35	14	1,982	369	106,101	24,820	-	-	-	-	-	-	-
2008-14	57	38	21	2,184	282	RELATED TO NO. 2008-13		-	-	-	-	-	-	-
2008-15	43	13	12	546	115	RELATED TO NO. 2008-13		-	-	-	-	-	-	-
2008-16	6	3	3	17	1	RELATED TO NO. 2008-13		-	-	-	-	-	-	-
2008-17	36	2	4	78	25	RELATED TO NO. 2008-13		-	-	-	-	-	-	-

⁴ NI indicates never installed. I indicates installed but never used. NP indicates no prosecutor's report.

⁵ NR indicates not reported or could not be determined.

⁶ Motions: G = Granted, D = Denied, P = Pending.

* The first four digits of the A.O. number represent the year in which the wiretap was terminated. Wiretaps that were terminated prior to 2008 were not reported previously because they were part of ongoing investigations.

TABLE B-1

STATE MASSACHUSETTS

CALENDAR YEAR 2008

**REPORT BY JUDGES OF COURT-AUTHORIZED INTERCEPTS OF WIRE, ORAL, OR ELECTRONIC COMMUNICATIONS
PURSUANT TO 18 U.S.C. 2519**

A.O. Number *	Authorizing Official		Offense Specified	Intercept		Date of Application	Authorized Length		
	Judge	Prosecutor ¹		Type ²	Location ³		Original Order (Days)	Number of Extensions	Total Length (Days)
BRISTOL									
2008-1	MACINTYRE	BUTTS	MURDER	WC	D	09/29/2008	30	0	30
MIDDLESEX									
2008-1	CONNORS	LEONE	GAMBLING	WC,WS,OM,EF	D,H,B	10/23/2007	15	11	180
NORFOLK									
2008-1	SANDERS	KEATING	NARCOTICS	WC	D	05/15/2008	15	0	15
2008-2	SANDERS	KEATING	NARCOTICS	WC	D	05/19/2008	15	0	15
PLYMOUTH									
2008-1	LOCKE	CRUZ	NARCOTICS	WC	D	06/23/2008	30	0	30

¹ The prosecuting official authorized the filing of the application under provisions of the state's statute. (See Table 1 for this state's statutory citation.)

² Type: WC = Cellular or Mobile Telephone (Wire), WS = Standard Telephone (Wire), WO = Other (Wire), OM = Microphone (Oral), OO = Other (Oral), ED = Digital Pager (Electronic), EE = Computer or E-Mail (Electronic), EF = Fax Machine (Electronic), EO = Other (Electronic).

³ Location: D = Portable Device, H = Personal Residence, B = Business, A = Public Area, O = Other Location, R = Roving (Relaxed Specification Order), N = Not Specified.

* The first four digits of the A.O. number represent the year in which the wiretap was terminated. Wiretaps that were terminated prior to 2008 were not reported previously because they were part of ongoing investigations.

TABLE B-1
STATE MASSACHUSETTS

CALENDAR YEAR 2008

REPORT BY PROSECUTORS OF COURT-AUTHORIZED INTERCEPTS OF WIRE, ORAL, OR ELECTRONIC COMMUNICATIONS
PURSUANT TO 18 U.S.C. 2519

A.O. Number *	Number Of Days in Oper- ation ⁴	Average Inter- cepts per Day	Number of ⁵			Costs		Number of					
			Persons Inter- cepted	Intercepts	Incrim- inating Intercepts	Total Cost in \$	Other Than Manpower in \$	Arrests	Trials	Motions to Suppress Intercepts ⁶			Persons Con- victed
										G	D	P	
BRISTOL													
2008-1	15	35	19	518	-	23,338	1,160	-	-	-	-	-	-
MIDDLESEX													
2008-1	180	123	300	22,124	5,910	1,064,533	20,000	20	-	-	-	-	-
NORFOLK													
2008-1	6	126	24	756	387	24,185	4,025	-	-	-	-	-	-
2008-2	6	23	4	139	34	RELATED TO NO. 2008-1		-	-	-	-	-	-
PLYMOUTH													
2008-1	27	44	72	1,191	227	145,303	46,843	10	-	-	-	-	-

⁴ NI indicates never installed. I indicates installed but never used. NP indicates no prosecutor's report.

⁵ NR indicates not reported or could not be determined.

⁶ Motions: G = Granted, D = Denied, P = Pending.

* The first four digits of the A.O. number represent the year in which the wiretap was terminated. Wiretaps that were terminated prior to 2008 were not reported previously because they were part of ongoing investigations.

**TABLE B-1
STATE NEVADA**

CALENDAR YEAR 2008

**REPORT BY JUDGES OF COURT-AUTHORIZED INTERCEPTS OF WIRE, ORAL, OR ELECTRONIC COMMUNICATIONS
PURSUANT TO 18 U.S.C. 2519**

A.O. Number *	Authorizing Official		Offense Specified	Intercept		Date of Application	Authorized Length		
	Judge	Prosecutor ¹		Type ²	Location ³		Original Order (Days)	Number of Extensions	Total Length (Days)
CLARK									
2008-1	BELL	ROGER	NARCOTICS	WC	D	12/14/2007	30	0	30
2008-2	HARDCASTLE	ROGER	NARCOTICS	WC	D	12/28/2007	30	1	60
2008-3	BELL	ROGER	NARCOTICS	WC	D	01/15/2008	30	1	60
2008-4	BELL	ROGER	MURDER	WC,WS	D,H	01/30/2008	30	0	30
2008-5	BELL	ROGER	NARCOTICS	WC	D	01/31/2008	30	0	30
2008-6	BELL	ROGER	NARCOTICS	WC	D	02/14/2008	30	0	30
2008-7	WALL	ROGER	NARCOTICS	WC	D	02/22/2008	30	0	30
2008-8	BELL	ROGER	NARCOTICS	WC	D	02/22/2008	30	1	60
2008-9	GLASS	ROGER	NARCOTICS	WC	D	03/06/2008	30	0	30
2008-10	BELL	ROGER	MURDER	WC,WS	D,H	03/12/2008	30	0	30
2008-11	HARDCASTLE	ROGER	NARCOTICS	WC	D	03/19/2008	30	0	30
2008-12	BELL	ROGER	NARCOTICS	WC	D	03/24/2008	30	1	60
2008-13	BELL	ROGER	NARCOTICS	WC	D	04/02/2008	30	1	60
2008-14	BELL	ROGER	NARCOTICS	WC	D	04/15/2008	30	0	30
2008-15	BELL	ROGER	NARCOTICS	WC	D	04/24/2008	30	0	30
2008-16	HARDCASTLE	ROGER	MURDER	WC,WS	D,H	05/01/2008	30	0	30
2008-17	BELL	ROGER	NARCOTICS	WC	D	05/12/2008	30	0	30
2008-18	BELL	ROGER	NARCOTICS	WC	D	05/12/2008	30	0	30
2008-19	BELL	ROGER	MURDER	WC,WS	D,H	05/26/2008	30	0	30
2008-20	BELL	ROGER	NARCOTICS	WC	D	05/30/2008	30	0	30
2008-21	BELL	ROGER	MURDER	WC	D	06/03/2008	30	0	30
2008-22	GLASS	ROGER	NARCOTICS	WC	D	06/05/2008	30	0	30
2008-23	BELL	ROGER	NARCOTICS	WC	D	06/15/2008	30	0	30
2008-24	BELL	ROGER	NARCOTICS	WC	D	06/16/2008	30	0	30
2008-25	BELL	ROGER	NARCOTICS	WC	D	06/20/2008	30	0	30
2008-26	HARDCASTLE	ROGER	NARCOTICS	WC	D	06/25/2008	30	1	60
2008-27	HARDCASTLE	ROGER	NARCOTICS	WC	D	07/01/2008	30	0	30
2008-28	HARDCASTLE	ROGER	NARCOTICS	WC	D	07/18/2008	30	0	30
2008-29	HARDCASTLE	ROGER	NARCOTICS	WC	D	07/18/2008	30	0	30
2008-30	WILLIAMS	ROGER	NARCOTICS	WC	D	08/04/2008	30	1	60
2008-31	GLASS	ROGER	NARCOTICS	WC	D	08/12/2008	30	0	30
2008-32	HARDCASTLE	ROGER	NARCOTICS	WC	D	08/12/2008	30	3	120

¹ The prosecuting official authorized the filing of the application under provisions of the state's statute. (See Table 1 for this state's statutory citation.)

² Type: WC = Cellular or Mobile Telephone (Wire), WS = Standard Telephone (Wire), WO = Other (Wire), OM = Microphone (Oral), OO = Other (Oral), ED = Digital Pager (Electronic), EE = Computer or E-Mail (Electronic), EF = Fax Machine (Electronic), EO = Other (Electronic).

³ Location: D = Portable Device, H = Personal Residence, B = Business, A = Public Area, O = Other Location, R = Roving (Relaxed Specification Order), N = Not Specified.

* The first four digits of the A.O. number represent the year in which the wiretap was terminated. Wiretaps that were terminated prior to 2008 were not reported previously because they were part of ongoing investigations.

TABLE B-1
STATE NEVADA

CALENDAR YEAR 2008

**REPORT BY PROSECUTORS OF COURT-AUTHORIZED INTERCEPTS OF WIRE, ORAL, OR ELECTRONIC COMMUNICATIONS
PURSUANT TO 18 U.S.C. 2519**

A.O. Number *	Number Of Days in Oper- ation ⁴	Average Inter- cepts per Day	Number of ⁵			Costs		Number of						
			Persons Inter- cepted	Intercepts	Incrim- inating Intercepts	Total Cost in \$	Other Than Manpower in \$	Arrests	Trials	Motions to Suppress Intercepts ⁶			Persons Con- victed	
										G	D	P		
CLARK														
2008-1	21	2	18	33	1	12,898	1,700	-	-	-	-	-	-	-
2008-2	60	33	80	1,973	1,218	14,926	1,700	2	-	-	-	-	-	2
2008-3	51	28	146	1,410	523	14,176	950	1	-	-	-	-	-	-
2008-4	11	98	240	1,075	10	168,729	-	2	-	-	-	-	-	-
2008-5	30	42	188	1,269	325	14,626	1,400	-	-	-	-	-	-	-
2008-6	NI	-	-	-	-	-	-	-	-	-	-	-	-	-
2008-7	19	2	24	33	6	13,553	1,180	-	-	-	-	-	-	-
2008-8	60	87	224	5,224	967	14,273	1,900	-	-	-	-	-	-	-
2008-9	30	40	167	1,203	118	9,336	1,400	-	-	-	-	-	-	-
2008-10	13	231	50	3,000	10	3,700	1,000	2	-	-	-	-	-	-
2008-11	27	89	163	2,412	1,693	8,606	670	-	-	-	-	-	-	-
2008-12	45	58	215	2,598	645	8,786	850	2	-	-	-	-	-	-
2008-13	53	169	515	8,947	3,304	6,880	480	-	-	-	-	-	-	-
2008-14	30	16	81	484	141	8,636	700	-	-	-	-	-	-	-
2008-15	5	3	4	14	-	6,850	450	-	-	-	-	-	-	-
2008-16	8	56	30	446	32	43,800	3,000	1	-	-	-	-	-	-
2008-17	29	17	64	496	206	11,320	1,400	-	-	-	-	-	-	-
2008-18	I	-	-	-	-	-	-	-	-	-	-	-	-	-
2008-19	10	233	374	2,328	219	67,300	13,300	1	-	-	-	-	-	-
2008-20	30	56	143	1,686	710	10,620	700	-	-	-	-	-	-	-
2008-21	3	207	56	620	81	RELATED TO NO. 2008-19		RELATED TO NO. 2008-19						
2008-22	24	4	42	101	27	22,400	2,560	-	-	-	-	-	-	-
2008-23	23	7	52	164	23	10,550	630	-	-	-	-	-	-	-
2008-24	5	6	10	97	32	11,020	1,100	-	-	-	-	-	-	-
2008-25	16	2	10	24	-	10,480	560	-	-	-	-	-	-	-
2008-26	55	36	142	1,960	506	10,870	950	2	-	-	-	-	-	-
2008-27	NI	-	-	-	-	-	-	-	-	-	-	-	-	-
2008-28	30	7	27	223	95	9,922	700	-	-	-	-	-	-	-
2008-29	14	6	23	86	14	10,302	1,080	-	-	-	-	-	-	-
2008-30	60	38	266	2,288	432	12,936	3,000	-	-	-	-	-	-	-
2008-31	10	64	103	642	172	10,222	1,000	-	-	-	-	-	-	-
2008-32	120	24	252	2,918	1,234	9,162	3,200	2	-	-	-	-	-	-

⁴ NI indicates never installed. I indicates installed but never used. NP indicates no prosecutor's report.

⁵ NR indicates not reported or could not be determined.

⁶ Motions: G = Granted, D = Denied, P = Pending.

* The first four digits of the A.O. number represent the year in which the wiretap was terminated. Wiretaps that were terminated prior to 2008 were not reported previously because they were part of ongoing investigations.

TABLE B-1
STATE NEVADA

CALENDAR YEAR 2008

**REPORT BY JUDGES OF COURT-AUTHORIZED INTERCEPTS OF WIRE, ORAL, OR ELECTRONIC COMMUNICATIONS
PURSUANT TO 18 U.S.C. 2519**

A.O. Number *	Authorizing Official		Offense Specified	Intercept		Date of Application	Authorized Length		
	Judge	Prosecutor ¹		Type ²	Location ³		Original Order (Days)	Number of Extensions	Total Length (Days)
CLARK (CONTINUED)									
2008-33	BELL	ROGER	NARCOTICS	WC	D	08/19/2008	30	1	60
2008-34	BELL	ROGER	NARCOTICS	WC	D	08/22/2008	30	0	30
2008-35	WILLIAMS	ROGER	NARCOTICS	WC	D	08/24/2008	30	0	30
2008-36	BARKER	ROGER	NARCOTICS	WC	D	09/15/2008	30	0	30
2008-37	WILLIAMS	ROGER	NARCOTICS	WC	D	09/24/2008	30	3	120
2008-38	BELL	ROGER	NARCOTICS	WC	D	10/02/2008	30	0	30
2008-39	HARDCASTLE	ROGER	NARCOTICS	WC	D	10/23/2008	30	0	30
2008-40	BELL	ROGER	NARCOTICS	WC	D	11/03/2008	30	0	30
2008-41	WILLIAMS	ROGER	NARCOTICS	WC	D	11/08/2008	30	0	30
2008-42	BELL	ROGER	NARCOTICS	WC	D	11/14/2008	30	0	30
2008-43	BARKER	ROGER	NARCOTICS	WC	D	11/25/2008	30	0	30
2008-44	HARDCASTLE	ROGER	NARCOTICS	WC	D	12/16/2008	30	0	30
2008-45	BELL	ROGER	NARCOTICS	WC	D	12/17/2008	30	0	30
DOUGLASS									
2008-1	GIBBONS	JACKSON	MURDER	WC	D	08/19/2008	30	0	30
WASHOE									
2008-1	STEINHEIMER	GAMMICK	NARCOTICS	WC,OM,EO	D	06/30/2008	30	1	60
2008-2	STEINHEIMER	GAMMICK	NARCOTICS	WC,EO	D	08/06/2008	30	0	30

¹ The prosecuting official authorized the filing of the application under provisions of the state's statute. (See Table 1 for this state's statutory citation.)

² Type: WC = Cellular or Mobile Telephone (Wire), WS = Standard Telephone (Wire), WO = Other (Wire), OM = Microphone (Oral), OO = Other (Oral), ED = Digital Pager (Electronic), EE = Computer or E-Mail (Electronic), EF = Fax Machine (Electronic), EO = Other (Electronic).

³ Location: D = Portable Device, H = Personal Residence, B = Business, A = Public Area, O = Other Location, R = Roving (Relaxed Specification Order), N = Not Specified.

* The first four digits of the A.O. number represent the year in which the wiretap was terminated. Wiretaps that were terminated prior to 2008 were not reported previously because they were part of ongoing investigations.

TABLE B-1
STATE NEVADA

CALENDAR YEAR 2008

REPORT BY PROSECUTORS OF COURT-AUTHORIZED INTERCEPTS OF WIRE, ORAL, OR ELECTRONIC COMMUNICATIONS
PURSUANT TO 18 U.S.C. 2519

A.O. Number *	Number Of Days in Oper- ation ⁴	Average Inter- cepts per Day	Number of ⁵			Costs		Number of						
			Persons Inter- cepted	Intercepts	Incrim- inating Intercepts	Total Cost in \$	Other Than Manpower in \$	Arrests	Trials	Motions to Suppress Intercepts ⁶			Persons Con- victed	
										G	D	P		
CLARK (CONTINUED)														
2008-33	60	22	179	1,346	334	9,936	2,000	-	-	-	-	-	-	
2008-34	26	28	68	740	210	9,256	1,320	2	-	-	-	-	-	
2008-35	30	33	138	978	252	10,732	1,510	-	-	-	-	-	-	
2008-36	NI	-	-	-	-	-	-	-	-	-	-	-	-	
2008-37	104	21	230	2,162	1,018	8,842	2,880	2	-	-	-	-	-	
2008-38	30	22	69	656	624	11,320	1,400	3	-	-	-	-	-	
2008-39	NI	-	-	-	-	-	-	-	-	-	-	-	-	
2008-40	14	45	84	632	79	7,032	1,080	-	-	-	-	-	-	
2008-41	18	11	38	194	60	6,532	580	-	-	-	-	-	-	
2008-42	30	17	126	504	267	7,192	1,240	-	-	-	-	-	-	
2008-43	14	13	74	179	30	7,032	1,080	-	-	-	-	-	-	
2008-44	7	17	13	116	3	8,160	720	-	-	-	-	-	-	
2008-45	NI	-	-	-	-	-	-	-	-	-	-	-	-	
DOUGLASS														
2008-1	13	55	138	717	-	34,340	12,500	-	-	-	-	-	-	
WASHOE														
2008-1	45	268	169	12,062	2,207	4,050	4,050	25	-	-	-	-	5	
2008-2	14	551	169	7,715	930	RELATED TO NO. 2008-1		RELATED TO NO. 2008-1						

⁴ NI indicates never installed. I indicates installed but never used. NP indicates no prosecutor's report.

⁵ NR indicates not reported or could not be determined.

⁶ Motions: G = Granted, D = Denied, P = Pending.

* The first four digits of the A.O. number represent the year in which the wiretap was terminated. Wiretaps that were terminated prior to 2008 were not reported previously because they were part of ongoing investigations.

TABLE B-1
STATE NEW JERSEY

CALENDAR YEAR 2008

**REPORT BY JUDGES OF COURT-AUTHORIZED INTERCEPTS OF WIRE, ORAL, OR ELECTRONIC COMMUNICATIONS
PURSUANT TO 18 U.S.C. 2519**

A.O. Number *	Authorizing Official		Offense Specified	Intercept		Date of Application	Authorized Length		
	Judge	Prosecutor ¹		Type ²	Location ³		Original Order (Days)	Number of Extensions	Total Length (Days)
ATLANTIC									
2008-1	GAROFOLO	HOUSEL	NARCOTICS	WC	D	03/03/2008	20	0	20
2008-2	GAROFOLO	HOUSEL	NARCOTICS	WC	D	03/13/2008	20	0	20
2008-3	GAROFOLO	HOUSEL	NARCOTICS	WC	D	03/25/2008	20	1	30
2008-4	GAROFOLO	HOUSEL	NARCOTICS	WC	D	04/15/2008	20	0	20
2008-5	GAROFOLO	HOUSEL	NARCOTICS	WC	D	04/25/2008	30	0	20
2008-6	GAROFOLO	HOUSEL	NARCOTICS	WC	D	04/28/2008	30	0	22
2008-7	GAROFOLO	KELAHER	NARCOTICS	WC	D	05/09/2008	30	0	30
2008-8	GAROFOLO	FORD	NARCOTICS	WC	D	06/05/2008	20	1	30
2007-5	GAROFOLO	KELAHER	NARCOTICS	WC	D	05/15/2007	30	0	30
2007-6	GAROFOLO	FORD	NARCOTICS	WC	D	09/20/2007	30	0	30
2007-7	GAROFOLO	FORD	NARCOTICS	WC	D	09/26/2007	30	0	30
2007-8	GAROFOLO	KELAHER	NARCOTICS	WC	D	05/15/2008	30	1	60
BURLINGTON									
2008-1	FEINBERG	BERNARDI	MURDER	WO	D	04/20/2008	20	0	20
2008-2	FEINBERG	BERNARDI	MURDER	WO	D	04/23/2008	20	0	20
2008-3	FEINBERG	BERNARDI	NARCOTICS	WC	D	07/07/2008	20	1	30
2008-4	FEINBERG	BERNARDI	NARCOTICS	WC	D	07/07/2008	20	0	20
2008-5	FEINBERG	BERNARDI	NARCOTICS	WC	D	07/07/2008	20	1	30
2008-6	FEINBERG	BERNARDI	NARCOTICS	WC	D	07/16/2008	20	0	20
CAMDEN									
2008-1	NATAL	CHEWKANES	NARCOTICS	WC	D	03/28/2007	30	0	30
2008-2	NATAL	OTTENBERG	NARCOTICS	WC	D	02/11/2008	20	0	20
2008-3	NATAL	OTTENBERG	NARCOTICS	WC	D	02/11/2008	20	0	20
2008-4	NATAL	OTTENBERG	NARCOTICS	WC	D	03/03/2008	30	0	30
2008-5	NATAL	OTTENBERG	NARCOTICS	WC	D	03/03/2008	30	0	30
2008-6	NATAL	CHEWKANES	NARCOTICS	WC	D	03/28/2008	30	0	30
2008-7	NATAL	CHEWKANES	NARCOTICS	WC	D	04/03/2008	30	0	30
2008-8	NATAL	OTTENBERG	NARCOTICS	WS	H	04/28/2008	30	0	30
2008-9	NATAL	OTTENBERG	NARCOTICS	WC	D	04/28/2008	30	1	60
2008-10	NATAL	OTTENBERG	NARCOTICS	WC	D	04/28/2008	30	1	60
2008-11	NATAL	OTTENBERG	RACKETEERING	WC	D	05/29/2008	30	0	30
2008-12	NATAL	OTTENBERG	RACKETEERING	WC	D	05/29/2008	30	0	30

¹ The prosecuting official authorized the filing of the application under provisions of the state's statute. (See Table 1 for this state's statutory citation.)

² Type: WC = Cellular or Mobile Telephone (Wire), WS = Standard Telephone (Wire), WO = Other (Wire), OM = Microphone (Oral), OO = Other (Oral), ED = Digital Pager (Electronic), EE = Computer or E-Mail (Electronic), EF = Fax Machine (Electronic), EO = Other (Electronic).

³ Location: D = Portable Device, H = Personal Residence, B = Business, A = Public Area, O = Other Location, R = Roving (Relaxed Specification Order), N = Not Specified.

* The first four digits of the A.O. number represent the year in which the wiretap was terminated. Wiretaps that were terminated prior to 2008 were not reported previously because they were part of ongoing investigations.

TABLE B-1
STATE NEW JERSEY

CALENDAR YEAR 2008

**REPORT BY PROSECUTORS OF COURT-AUTHORIZED INTERCEPTS OF WIRE, ORAL, OR ELECTRONIC COMMUNICATIONS
PURSUANT TO 18 U.S.C. 2519**

A.O. Number *	Number Of Days in Oper- ation ⁴	Average Inter- cepts per Day	Number of ⁵			Costs		Number of						
			Persons Inter- cepted	Intercepts	Incrim- inating Intercepts	Total Cost in \$	Other Than Manpower in \$	Arrests	Trials	Motions to Suppress Intercepts ⁶			Persons Con- victed	
										G	D	P		
ATLANTIC														
2008-1	17	136	152	2,319	186	13,150	5,150	14	-	-	-	-	-	
2008-2	7	69	18	483	17	-	-	RELATED TO NO. 2008-1						
2008-3	30	37	185	1,115	62	-	-	RELATED TO NO. 2008-1						
2008-4	13	182	109	2,371	65	-	-	RELATED TO NO. 2008-1						
2008-5	5	185	21	926	-	-	-	RELATED TO NO. 2008-1						
2008-6	22	33	78	732	17	-	-	RELATED TO NO. 2008-1						
2008-7	2	162	8	325	20	100,875	6,315	6	-	-	-	-	-	
2008-8	26	447	201	11,613	1,317	37,000	5,000	1	-	-	-	-	-	
2007-5	16	11	6	180	25	RELATED TO NO. 2008-7		RELATED TO NO. 2008-7						
2007-6	22	161	45	3,549	1,246	118,530	6,530	37	-	-	-	-	-	
2007-7	16	17	10	270	52	RELATED TO NO. 2007-6		RELATED TO NO. 2007-6						
2007-8	18	13	9	240	65	RELATED TO NO. 2007-6		RELATED TO NO. 2007-6						
BURLINGTON														
2008-1	1	20	17	20	-	-	-	-	-	-	-	-	-	
2008-2	1	13	17	13	1	-	-	1	-	-	-	-	-	
2008-3	22	332	35	7,305	837	115,200	9,200	7	-	-	-	-	-	
2008-4	14	54	8	760	394	RELATED TO NO. 2008-3		-	-	-	-	-	-	
2008-5	22	332	35	7,305	837	RELATED TO NO. 2008-3		-	-	-	-	-	-	
2008-6	14	54	8	760	394	RELATED TO NO. 2008-3		RELATED TO NO. 2008-3						
CAMDEN														
2008-1	30	92	101	2,749	203	RELATED TO NO. 2008-6		RELATED TO NO. 2008-8						
2008-2	20	79	1	1,572	277	RELATED TO NO. 2008-3		RELATED TO NO. 2008-8						
2008-3	20	299	53	5,974	257	163,400	5,000	RELATED TO NO. 2008-8						
2008-4	30	46	27	1,391	90	242,600	5,000	RELATED TO NO. 2008-8						
2008-5	30	176	43	5,275	334	RELATED TO NO. 2008-4		RELATED TO NO. 2008-8						
2008-6	30	83	104	2,479	239	RELATED TO NO. 2008-8		RELATED TO NO. 2008-8						
2008-7	30	48	26	1,429	90	127,900	9,100	RELATED TO NO. 2008-8						
2008-8	30	12	9	349	6	361,400	5,000	23	-	-	-	-	1	
2008-9	53	113	104	6,015	570	RELATED TO NO. 2008-8		RELATED TO NO. 2008-8						
2008-10	52	31	31	1,608	91	RELATED TO NO. 2008-8		RELATED TO NO. 2008-8						
2008-11	30	25	2	747	19	RELATED TO NO. 2008-12		-	-	-	-	-	-	
2008-12	30	78	28	2,342	107	242,600	5,000	-	-	-	-	-	-	

⁴ NI indicates never installed. I indicates installed but never used. NP indicates no prosecutor's report.

⁵ NR indicates not reported or could not be determined.

⁶ Motions: G = Granted, D = Denied, P = Pending.

* The first four digits of the A.O. number represent the year in which the wiretap was terminated. Wiretaps that were terminated prior to 2008 were not reported previously because they were part of ongoing investigations.

TABLE B-1
STATE NEW JERSEY

CALENDAR YEAR 2008

**REPORT BY JUDGES OF COURT-AUTHORIZED INTERCEPTS OF WIRE, ORAL, OR ELECTRONIC COMMUNICATIONS
PURSUANT TO 18 U.S.C. 2519**

A.O. Number *	Authorizing Official		Offense Specified	Intercept		Date of Application	Authorized Length		
	Judge	Prosecutor ¹		Type ²	Location ³		Orig-inal Order (Days)	Num-ber of Exten-sions	Total Length (Days)
CAMDEN (CONTINUED)									
2008-13	NATAL	FAULK	MURDER	WS	D	07/15/2008	30	2	90
2008-14	NATAL	FAULK	MURDER	WS	B	07/15/2008	89	0	89
2008-15	NATAL	FAULK	NARCOTICS	WC	D	08/03/2008	20	2	80
CAPE MAY									
2008-1	GAROFOLO	TAYLOR	NARCOTICS	WC	D	02/05/2008	30	0	30
2007-2	NATAL	TAYLOR	NARCOTICS	WC	D	07/18/2007	20	1	30
2007-3	NATAL	TAYLOR	NARCOTICS	WC	D	07/18/2007	20	1	30
GLOUCESTER									
2008-1	NATAL	CURWIN	FIREARMS	OM	B	06/10/2008	1	0	1
2007-4	NATAL	DALTON	NARCOTICS	WC	D	08/14/2007	20	0	20
HUDSON									
2008-1	CALLAHAN	DEFAZIO	MURDER	WC	D	02/19/2008	20	0	20
2008-2	CALLAHAN	DEFAZIO	MURDER	WC	D	05/22/2008	20	0	20
2008-3	CALLAHAN	DEFAZIO	MURDER	WC	D	06/04/2008	20	0	20
2008-4	CALLAHAN	DEFAZIO	MURDER	WC	D	06/19/2008	10	0	10
2008-5	CALLAHAN	BIANCHI	NARCOTICS	WC	D	08/07/2008	30	0	30
2008-6	CALLAHAN	DEFAZIO	NARCOTICS	WC	D	10/31/2008	20	1	50
2008-7	CALLAHAN	MILGRAM	RACKETEERING	WC	D	11/10/2008	30	0	30
2008-8	CALLAHAN	MILGRAM	RACKETEERING	WC	D	11/10/2008	30	0	30
2008-9	CALLAHAN	DEFAZIO	NARCOTICS	WC	D	11/21/2008	30	0	30
2008-10	CALLAHAN	DEFAZIO	NARCOTICS	WC	D	12/05/2008	30	0	30
MERCER									
2008-1	FEINBERG	FORREST	NARCOTICS	WC	D	09/09/2008	20	1	30
2008-2	FEINBERG	FORREST	NARCOTICS	WC	D	09/18/2008	20	0	20
2008-3	FEINBERG	BOCCHINI	NARCOTICS	WC	D	11/17/2008	30	0	30
MIDDLESEX									
2008-1	FRANCIS	KAPLAN	NARCOTICS	WC	D	05/29/2008	20	0	20
2007-4	LONGHI	KAPLAN	NARCOTICS	WC	D	03/26/2007	20	1	30
2007-5	FRANCIS	MCCLURE	MURDER	WO	O	08/01/2007	20	0	20
MONMOUTH									
2008-1	LAWSON	VALENTIN	NARCOTICS	WC	D	12/21/2007	30	0	30
2008-2	LAWSON	VALENTIN	RACKETEERING	WC	D	03/07/2008	30	2	90

¹ The prosecuting official authorized the filing of the application under provisions of the state's statute. (See Table 1 for this state's statutory citation.)

² Type: WC = Cellular or Mobile Telephone (Wire), WS = Standard Telephone (Wire), WO = Other (Wire), OM = Microphone (Oral), OO = Other (Oral), ED = Digital Pager (Electronic), EE = Computer or E-Mail (Electronic), EF = Fax Machine (Electronic), EO = Other (Electronic).

³ Location: D = Portable Device, H = Personal Residence, B = Business, A = Public Area, O = Other Location, R = Roving (Relaxed Specification Order), N = Not Specified.

* The first four digits of the A.O. number represent the year in which the wiretap was terminated. Wiretaps that were terminated prior to 2008 were not reported previously because they were part of ongoing investigations.

TABLE B-1
STATE NEW JERSEY

CALENDAR YEAR 2008

REPORT BY PROSECUTORS OF COURT-AUTHORIZED INTERCEPTS OF WIRE, ORAL, OR ELECTRONIC COMMUNICATIONS
PURSUANT TO 18 U.S.C. 2519

A.O. Number *	Number Of Days in Oper- ation ⁴	Average Inter- cepts per Day	Number of ⁵			Costs		Number of					
			Persons Inter- cepted	Intercepts	Incrim- inating Intercepts	Total Cost in \$	Other Than Manpower in \$	Arrests	Trials	Motions to Suppress Intercepts ⁶			Persons Con- victed
										G	D	P	
CAMDEN (CONTINUED)													
2008-13	89	-	5	16	-	-	-	-	-	-	-	-	-
2008-14	NP	-	-	-	-	-	-	-	-	-	-	-	-
2008-15	NP	-	-	-	-	-	-	-	-	-	-	-	-
CAPE MAY													
2008-1	26	270	52	7,030	599	74,300	1,500	12	-	-	-	-	1
2007-2	24	304	24	7,294	199	92,020	1,525	7	-	-	-	-	-
2007-3	24	142	56	3,420	474	RELATED TO NO. 2007-2		53	-	-	-	-	-
GLOUCESTER													
2008-1	NI	-	-	-	-	-	-	-	-	-	-	-	-
2007-4	NP	-	-	-	-	-	-	-	-	-	-	-	-
HUDSON													
2008-1	NI	-	-	-	-	-	-	-	-	-	-	-	-
2008-2	20	1	10	15	-	26,760	2,900	-	-	-	-	-	-
2008-3	20	42	24	843	3	RELATED TO NO. 2008-2		-	-	-	-	-	-
2008-4	10	59	15	587	3	RELATED TO NO. 2008-2		-	-	-	-	-	-
2008-5	3	125	37	374	130	23,705	930	-	-	-	-	-	-
2008-6	44	440	350	19,357	1,161	211,664	3,280	6	-	-	-	-	-
2008-7	NP	-	-	-	-	-	-	-	-	-	-	-	-
2008-8	NP	-	-	-	-	-	-	-	-	-	-	-	-
2008-9	29	35	75	1,018	416	RELATED TO NO. 2008-6		RELATED TO NO. 2008-6					
2008-10	12	176	100	2,115	1,116	RELATED TO NO. 2008-6		RELATED TO NO. 2008-6					
MERCER													
2008-1	26	85	50	2,214	200	170,000	50,000	25	-	-	-	-	-
2008-2	14	46	25	650	90	RELATED TO NO. 2008-1		RELATED TO NO. 2008-1					
2008-3	28	142	124	3,981	169	-	-	-	-	-	-	-	-
MIDDLESEX													
2008-1	19	58	118	1,093	185	13,600	2,600	11	-	-	-	-	6
2007-4	30	43	25	1,276	87	36,050	6,050	-	-	-	-	-	-
2007-5	19	-	2	1	-	-	-	-	-	-	-	-	-
MONMOUTH													
2008-1	14	-	NR	5	NR	RELATED TO NO. 2008-2		-	-	-	-	-	-
2008-2	79	20	172	1,557	153	224,000	224,000	5	-	-	-	-	-

⁴ NI indicates never installed. I indicates installed but never used. NP indicates no prosecutor's report.

⁵ NR indicates not reported or could not be determined.

⁶ Motions: G = Granted, D = Denied, P = Pending.

* The first four digits of the A.O. number represent the year in which the wiretap was terminated. Wiretaps that were terminated prior to 2008 were not reported previously because they were part of ongoing investigations.

**TABLE B-1
STATE NEW JERSEY**

CALENDAR YEAR 2008

**REPORT BY JUDGES OF COURT-AUTHORIZED INTERCEPTS OF WIRE, ORAL, OR ELECTRONIC COMMUNICATIONS
PURSUANT TO 18 U.S.C. 2519**

A.O. Number *	Authorizing Official		Offense Specified	Intercept		Date of Application	Authorized Length		
	Judge	Prosecutor ¹		Type ²	Location ³		Orig-inal Order (Days)	Num-ber of Exten-sions	Total Length (Days)
MONMOUTH (CONTINUED)									
2008-3	LAWSON	VALENTIN	RACKETEERING	WC	D	03/07/2008	30	0	30
2008-4	LAWSON	VALENTIN	MURDER	WC	D	03/14/2008	20	0	20
2008-5	LAWSON	VALENTIN	RACKETEERING	WC	D	03/17/2008	30	2	90
2008-6	LAWSON	VALENTIN	RACKETEERING	WC	D	03/17/2008	30	0	30
2008-7	LAWSON	VALENTIN	MURDER	WC	D	03/18/2008	20	0	20
2008-8	LAWSON	VALENTIN	MURDER	WC	D	03/18/2008	20	0	20
2008-9	LAWSON	VALENTIN	RACKETEERING	WC	D	03/20/2008	30	1	60
2008-10	LAWSON	VALENTIN	RACKETEERING	WC	R	04/15/2008	30	0	30
2008-11	LAWSON	VALENTIN	RACKETEERING	WC	R	04/15/2008	30	0	30
2008-12	LAWSON	VALENTIN	RACKETEERING	WC	D	04/15/2008	30	0	30
2008-13	LAWSON	VALENTIN	RACKETEERING	WC	D	04/15/2008	30	0	30
2008-14	LAWSON	VALENTIN	RACKETEERING	WC	D	04/15/2008	30	0	30
2008-15	LAWSON	VALENTIN	RACKETEERING	WC	D	05/01/2008	30	0	30
2008-16	LAWSON	VALENTIN	RACKETEERING	WC	D	05/14/2008	30	0	30
2008-17	LAWSON	VALENTIN	RACKETEERING	WC	R	05/14/2008	30	0	30
2008-18	LAWSON	VALENTIN	RACKETEERING	WC	R	05/14/2008	30	0	30
2008-19	LAWSON	VALENTIN	RACKETEERING	WC	R	05/14/2008	30	0	30
2008-20	LAWSON	VALENTIN	RACKETEERING	WC	R	05/14/2008	30	0	30
2008-21	LAWSON	VALENTIN	NARCOTICS	WC	R	06/02/2008	30	0	30
MORRIS									
2008-1	BOZONELIS	MILGRAM	NARCOTICS	WC,EO	D	09/16/2008	20	1	30
2008-2	BOZONELIS	BIANCHI	NARCOTICS	WC	D	10/31/2008	20	0	20
2008-3	BOZONELIS	BIANCHI	NARCOTICS	WC	D	10/31/2008	20	0	20
2008-4	BOZONELIS	BIANCHI	NARCOTICS	WC	D	11/02/2008	30	1	60
2008-5	BOZONELIS	BIANCHI	NARCOTICS	WC	D	11/02/2008	30	1	60
2008-6	BOZONELIS	BIANCHI	NARCOTICS	WC	D	11/14/2008	30	0	30
2008-7	BOZONELIS	BIANCHI	NARCOTICS	WC	D	11/14/2008	30	0	30
2008-8	BOZONELIS	BIANCHI	NARCOTICS	WC	D	11/14/2008	30	0	30
2008-9	BOZONELIS	BIANCHI	NARCOTICS	WC	D	11/14/2008	30	0	30
PASSAIC									
2008-1	CLARK	AVIGLIANO	NARCOTICS	WC	D	02/18/2008	20	1	30
2008-2	CLARK	MOLINELLI	\$LAUNDERING	WC	D	03/12/2008	39	0	39

¹ The prosecuting official authorized the filing of the application under provisions of the state's statute. (See Table 1 for this state's statutory citation.)

² Type: WC = Cellular or Mobile Telephone (Wire), WS = Standard Telephone (Wire), WO = Other (Wire), OM = Microphone (Oral), OO = Other (Oral), ED = Digital Pager (Electronic), EE = Computer or E-Mail (Electronic), EF = Fax Machine (Electronic), EO = Other (Electronic).

³ Location: D = Portable Device, H = Personal Residence, B = Business, A = Public Area, O = Other Location, R = Roving (Relaxed Specification Order), N = Not Specified.

* The first four digits of the A.O. number represent the year in which the wiretap was terminated. Wiretaps that were terminated prior to 2008 were not reported previously because they were part of ongoing investigations.

TABLE B-1
STATE NEW JERSEY

CALENDAR YEAR 2008

**REPORT BY PROSECUTORS OF COURT-AUTHORIZED INTERCEPTS OF WIRE, ORAL, OR ELECTRONIC COMMUNICATIONS
PURSUANT TO 18 U.S.C. 2519**

A.O. Number *	Number Of Days in Oper- ation ⁴	Average Inter- cepts per Day	Number of ⁵			Costs		Number of					
			Persons Inter- cepted	Intercepts	Incrim- inating Intercepts	Total Cost in \$	Other Than Manpower in \$	Arrests	Trials	Motions to Suppress Intercepts ⁶			Persons Con- victed
										G	D	P	
MONMOUTH (CONTINUED)													
2008-3	21	33	63	690	12	RELATED TO NO. 2008-2		3	-	-	-	-	-
2008-4	14	192	89	2,695	1,489	42,200	920	4	-	-	-	-	-
2008-5	79	27	94	2,095	124	RELATED TO NO. 2008-2		6	-	-	-	-	-
2008-6	9	14	21	128	30	RELATED TO NO. 2008-2		RELATED TO NO. 2008-2					
2008-7	10	-	-	-	-	900	900	-	-	-	-	-	-
2008-8	10	52	45	515	311	29,460	900	4	-	-	-	-	-
2008-9	55	3	16	155	119	RELATED TO NO. 2008-2		RELATED TO NO. 2008-2					
2008-10	30	-	-	-	-	RELATED TO NO. 2008-2		-	-	-	-	-	-
2008-11	30	10	15	311	35	RELATED TO NO. 2008-2		4	-	-	-	-	-
2008-12	30	1	NR	17	NR	RELATED TO NO. 2008-2		-	-	-	-	-	-
2008-13	28	13	38	355	22	RELATED TO NO. 2008-2		RELATED TO NO. 2008-3					
2008-14	30	1	NR	25	NR	RELATED TO NO. 2008-2		-	-	-	-	-	-
2008-15	30	4	8	105	61	RELATED TO NO. 2008-2		-	-	-	-	-	-
2008-16	30	-	-	-	-	RELATED TO NO. 2008-2		-	-	-	-	-	-
2008-17	30	12	9	371	87	RELATED TO NO. 2008-2		-	-	-	-	-	-
2008-18	30	23	78	697	46	RELATED TO NO. 2008-2		RELATED TO NO. 2008-3					
2008-19	30	83	52	2,495	236	RELATED TO NO. 2008-2		RELATED TO NO. 2008-3					
2008-20	30	58	10	1,734	377	RELATED TO NO. 2008-2		-	-	-	-	-	-
2008-21	30	70	31	2,106	21	RELATED TO NO. 2008-2		-	-	-	-	-	-
MORRIS													
2008-1	NP	-	-	-	-	-	-	-	-	-	-	-	-
2008-2	NP	-	-	-	-	-	-	-	-	-	-	-	-
2008-3	20	318	100	6,360	500	349,693	8,435	-	-	-	-	-	-
2008-4	NP	-	-	-	-	-	-	-	-	-	-	-	-
2008-5	41	81	119	3,339	1,339	RELATED TO NO. 2008-3		11	-	-	-	-	-
2008-6	NP	-	-	-	-	-	-	-	-	-	-	-	-
2008-7	NP	-	-	-	-	-	-	-	-	-	-	-	-
2008-8	26	-	2	11	-	RELATED TO NO. 2008-3		-	-	-	-	-	-
2008-9	26	31	37	803	44	RELATED TO NO. 2008-3		-	-	-	-	-	-
PASSAIC													
2008-1	30	62	12	1,867	694	45,000	6,000	6	-	-	-	-	-
2008-2	39	15	52	600	50	46,000	10,000	5	-	-	-	-	-

⁴ NI indicates never installed. I indicates installed but never used. NP indicates no prosecutor's report.

⁵ NR indicates not reported or could not be determined.

⁶ Motions: G = Granted, D = Denied, P = Pending.

* The first four digits of the A.O. number represent the year in which the wiretap was terminated. Wiretaps that were terminated prior to 2008 were not reported previously because they were part of ongoing investigations.

TABLE B-1
STATE NEW JERSEY

CALENDAR YEAR 2008

**REPORT BY JUDGES OF COURT-AUTHORIZED INTERCEPTS OF WIRE, ORAL, OR ELECTRONIC COMMUNICATIONS
PURSUANT TO 18 U.S.C. 2519**

A.O. Number *	Authorizing Official		Offense Specified	Intercept		Date of Application	Authorized Length		
	Judge	Prosecutor ¹		Type ²	Location ³		Original Order (Days)	Number of Extensions	Total Length (Days)
PASSAIC (CONTINUED)									
2008-3	SOKALSKI	AVIGLIANO	RACKETEERING	WC	D	03/19/2008	20	0	20
2008-4	SOKALSKI	AVIGLIANO	RACKETEERING	WC	D	03/19/2008	20	0	20
2008-5	SOKALSKI	AVIGLIANO	RACKETEERING	WC	D	03/27/2008	20	0	20
2008-6	SOKALSKI	AVIGLIANO	RACKETEERING	WC	D	04/04/2008	20	1	30
2008-7	SOKALSKI	AVIGLIANO	NARCOTICS	WC	D	04/15/2008	20	0	20
2008-8	CLARK	AVIGLIANO	NARCOTICS	WC	D	06/11/2008	20	0	20
2008-9	CLARK	AVIGLIANO	NARCOTICS	WC	D	06/20/2008	20	0	20
2008-10	CLARK	AVIGLIANO	NARCOTICS	WC	R	06/25/2008	20	0	20
2008-11	CLARK	AVIGLIANO	NARCOTICS	WC	D	08/01/2008	20	0	20
2008-12	CLARK	AVIGLIANO	TRANSPORT	WC	D	08/14/2008	20	0	20
2008-13	CLARK	AVIGLIANO	TRANSPORT	WC	D	08/14/2008	20	0	20
2008-14	CLARK	AVIGLIANO	NARCOTICS	WC	D	09/15/2008	20	0	20
2008-15	CLARK	AVIGLIANO	NARCOTICS	WC	R	09/29/2008	20	0	20
2008-16	CLARK	AVIGLIANO	NARCOTICS	WC	D	09/29/2008	20	0	20
2008-17	CLARK	AVIGLIANO	NARCOTICS	WC	R	10/17/2008	20	0	20
2008-18	CLARK	AVIGLIANO	NARCOTICS	WC	D	10/31/2008	20	0	20
2008-19	CLARK	AVIGLIANO	NARCOTICS	WC	D	11/06/2008	20	0	20
2008-20	CLARK	AVIGLIANO	NARCOTICS	WC	D	12/08/2008	20	0	20
2008-21	CLARK	AVIGLIANO	NARCOTICS	WC	D	12/08/2008	20	0	20
2008-22	CLARK	AVIGLIANO	NARCOTICS	WC	D	12/09/2008	20	0	20
2007-13	SOKALSKI	MOLINELLI	NARCOTICS	WC	D	03/14/2007	20	0	20
2007-14	CLARK	MOLINELLI	\$LAUNDERING	EE	D	04/03/2007	20	0	20
SOMERSET									
2008-1	FEINBERG	FORREST	NARCOTICS	WC	D	04/22/2008	20	1	30
2008-2	FEINBERG	FORREST	NARCOTICS	WC	D	04/23/2008	20	0	20
2008-3	FEINBERG	FORREST	NARCOTICS	WC	D	04/23/2008	20	0	20
2008-4	FEINBERG	FORREST	NARCOTICS	WC	D	04/23/2008	20	1	30
2008-5	FEINBERG	FORREST	NARCOTICS	WC	D	04/23/2008	20	1	30
2008-6	FEINBERG	FORREST	NARCOTICS	WC	D	05/01/2008	20	0	20
2008-7	FEINBERG	FORREST	NARCOTICS	WC	D	05/06/2008	20	0	20
2008-8	FEINBERG	FORREST	NARCOTICS	WC	D	05/13/2008	20	0	20
2008-9	FEINBERG	FORREST	NARCOTICS	WC	D	09/09/2008	20	1	30
2008-10	FEINBERG	FORREST	NARCOTICS	WC	D	09/18/2008	20	0	20

¹ The prosecuting official authorized the filing of the application under provisions of the state's statute. (See Table 1 for this state's statutory citation.)

² Type: WC = Cellular or Mobile Telephone (Wire), WS = Standard Telephone (Wire), WO = Other (Wire), OM = Microphone (Oral), OO = Other (Oral), ED = Digital Pager (Electronic), EE = Computer or E-Mail (Electronic), EF = Fax Machine (Electronic), EO = Other (Electronic).

³ Location: D = Portable Device, H = Personal Residence, B = Business, A = Public Area, O = Other Location, R = Roving (Relaxed Specification Order), N = Not Specified.

* The first four digits of the A.O. number represent the year in which the wiretap was terminated. Wiretaps that were terminated prior to 2008 were not reported previously because they were part of ongoing investigations.

TABLE B-1
STATE NEW JERSEY

CALENDAR YEAR 2008

**REPORT BY PROSECUTORS OF COURT-AUTHORIZED INTERCEPTS OF WIRE, ORAL, OR ELECTRONIC COMMUNICATIONS
PURSUANT TO 18 U.S.C. 2519**

A.O. Number *	Number Of Days in Oper- ation ⁴	Average Inter- cepts per Day	Number of ⁵			Costs		Number of					
			Persons Inter- cepted	Intercepts	Incrim- inating Intercepts	Total Cost in \$	Other Than Manpower in \$	Arrests	Trials	Motions to Suppress Intercepts ⁶			Persons Con- victed
										G	D	P	
PASSAIC (CONTINUED)													
2008-3	20	100	12	1,990	981	128,400	15,000	22	-	-	-	-	22
2008-4	9	25	8	225	28	RELATED TO NO. 2008-3		RELATED TO NO. 2008-3					
2008-5	20	25	12	494	105	RELATED TO NO. 2008-3		RELATED TO NO. 2008-3					
2008-6	26	123	15	3,206	1,423	RELATED TO NO. 2008-3		RELATED TO NO. 2008-3					
2008-7	20	49	5	988	22	14,000	4,000	-	-	-	-	-	-
2008-8	19	66	14	1,258	289	74,700	18,000	8	-	-	-	-	-
2008-9	18	232	15	4,178	210	RELATED TO NO. 2008-8		RELATED TO NO. 2008-8					
2008-10	13	56	7	724	161	RELATED TO NO. 2008-8		RELATED TO NO. 2008-8					
2008-11	4	92	15	370	62	33,000	3,000	-	-	-	-	-	-
2008-12	4	87	9	347	32	9,600	4,000	5	-	-	-	-	-
2008-13	4	5	4	21	3	RELATED TO NO. 2008-12		RELATED TO NO. 2008-12					
2008-14	20	85	40	1,694	869	48,000	8,000	20	-	-	-	-	-
2008-15	14	66	5	921	212	29,800	6,000	3	-	-	-	-	-
2008-16	8	177	NR	1,415	202	RELATED TO NO. 2008-14		RELATED TO NO. 2008-14					
2008-17	3	-	-	-	-	RELATED TO NO. 2008-15		RELATED TO NO. 2008-15					
2008-18	14	116	28	1,628	822	19,400	4,000	17	-	-	-	-	-
2008-19	7	51	4	360	33	11,700	4,000	-	-	-	-	-	-
2008-20	NI	-	-	-	-	-	-	-	-	-	-	-	-
2008-21	15	44	35	664	18	33,000	3,000	-	-	-	-	-	-
2008-22	3	108	7	324	40	7,300	4,000	-	-	-	-	-	-
2007-13	20	37	57	749	78	36,000	6,000	1	-	-	-	-	-
2007-14	20	-	3	3	-	6,688	1,200	-	-	-	-	-	-
SOMERSET													
2008-1	28	178	275	4,986	2,000	140,000	15,000	43	-	-	-	-	20
2008-2	19	-	5	5	-	RELATED TO NO. 2008-1		RELATED TO NO. 2008-1					
2008-3	NI	-	-	-	-	-	-	-	-	-	-	-	-
2008-4	28	74	NR	2,073	NR	RELATED TO NO. 2008-1		RELATED TO NO. 2008-1					
2008-5	25	82	NR	2,043	1	70,000	10,000	7	1	-	-	-	6
2008-6	20	204	NR	4,076	NR	RELATED TO NO. 2008-1		RELATED TO NO. 2008-1					
2008-7	15	163	NR	2,450	NR	RELATED TO NO. 2008-1		RELATED TO NO. 2008-1					
2008-8	5	60	NR	302	NR	RELATED TO NO. 2008-5		RELATED TO NO. 2008-5					
2008-9	26	85	50	2,214	200	170,000	50,000	25	-	-	-	-	-
2008-10	14	46	25	650	90	RELATED TO NO. 2008-9		RELATED TO NO. 2008-9					

⁴ NI indicates never installed. I indicates installed but never used. NP indicates no prosecutor's report.

⁵ NR indicates not reported or could not be determined.

⁶ Motions: G = Granted, D = Denied, P = Pending.

* The first four digits of the A.O. number represent the year in which the wiretap was terminated. Wiretaps that were terminated prior to 2008 were not reported previously because they were part of ongoing investigations.

**TABLE B-1
STATE NEW JERSEY**

CALENDAR YEAR 2008

**REPORT BY JUDGES OF COURT-AUTHORIZED INTERCEPTS OF WIRE, ORAL, OR ELECTRONIC COMMUNICATIONS
PURSUANT TO 18 U.S.C. 2519**

A.O. Number *	Authorizing Official		Offense Specified	Intercept		Date of Application	Authorized Length		
	Judge	Prosecutor ¹		Type ²	Location ³		Original Order (Days)	Number of Extensions	Total Length (Days)
STATE ATTORNEY GENERAL									
2008-1	CALLAHAN	MILGRAM	NARCOTICS	WC	D	01/11/2008	20	1	30
2008-2	SYPEK	MILGRAM	NARCOTICS	WC	D	01/16/2008	20	1	30
2008-3	SYPEK	MILGRAM	NARCOTICS	WC,EO	D	01/16/2008	20	3	90
2008-4	NATAL	MILGRAM	NARCOTICS	WC	D	01/18/2008	20	0	20
2008-5	NATAL	MILGRAM	NARCOTICS	WC	D	01/18/2008	20	0	20
2008-6	NATAL	MILGRAM	NARCOTICS	WC	D	01/18/2008	20	0	20
2008-7	CALLAHAN	MILGRAM	NARCOTICS	WC	D	01/23/2008	20	0	20
2008-8	SYPEK	MILGRAM	NARCOTICS	WC	D	01/24/2008	30	0	30
2008-9	NATAL	MILGRAM	NARCOTICS	WC	D	01/28/2008	20	0	20
2008-10	CALLAHAN	MILGRAM	NARCOTICS	WC,EO	D	01/30/2008	20	1	30
2008-11	SYPEK	MILGRAM	NARCOTICS	WC	D	02/05/2008	20	1	30
2008-12	SYPEK	MILGRAM	NARCOTICS	WC	D	02/05/2008	20	2	80
2008-13	CALLAHAN	MILGRAM	NARCOTICS	WC	D	02/14/2008	20	0	20
2008-14	SYPEK	VAZQUEZ	NARCOTICS	WC,EO	D	03/04/2008	30	0	30
2008-15	SYPEK	VAZQUEZ	NARCOTICS	WS	H	03/04/2008	30	1	60
2008-16	SYPEK	MILGRAM	RACKETEERING	WC	D	03/10/2008	30	0	30
2008-17	SYPEK	MILGRAM	RACKETEERING	WC,EO	D	03/10/2008	30	0	30
2008-18	SYPEK	VAZQUEZ	NARCOTICS	WC	D	03/26/2008	20	0	20
2008-19	GAROFOLO	MILGRAM	MURDER	WC	D	04/17/2008	20	0	20
2008-20	GAROFOLO	MILGRAM	MURDER	OM	O	04/17/2008	20	0	20
2008-21	GAROFOLO	MILGRAM	MURDER	OM	O	04/17/2008	20	0	20
2008-22	GAROFOLO	MILGRAM	MURDER	WC	D	04/17/2008	20	0	20
2008-23	GAROFOLO	MILGRAM	MURDER	WC	D	04/17/2008	20	0	20
2008-24	GAROFOLO	MILGRAM	MURDER	WS	H	04/17/2008	20	0	20
2008-25	BOZONELIS	MILGRAM	NARCOTICS	WC,EO	D	05/20/2008	20	2	40
2008-26	BOZONELIS	MILGRAM	NARCOTICS	WC	D	06/10/2008	20	1	30
2008-27	LAWSON	MILGRAM	NARCOTICS	WC	D	06/17/2008	20	0	20
2008-28	BOZONELIS	MILGRAM	NARCOTICS	WC	D	06/27/2008	20	0	20
2008-29	BOZONELIS	MILGRAM	NARCOTICS	WC	D	06/27/2008	20	0	20
2008-30	LAWSON	MILGRAM	NARCOTICS	WC	D	07/10/2008	20	0	20
2008-31	LAWSON	MILGRAM	NARCOTICS	WC	D	08/06/2008	20	0	20
2008-32	BOZONELIS	VAZQUEZ	NARCOTICS	WC	D	08/15/2008	20	0	20

¹ The prosecuting official authorized the filing of the application under provisions of the state's statute. (See Table 1 for this state's statutory citation.)

² Type: WC = Cellular or Mobile Telephone (Wire), WS = Standard Telephone (Wire), WO = Other (Wire), OM = Microphone (Oral), OO = Other (Oral), ED = Digital Pager (Electronic), EE = Computer or E-Mail (Electronic), EF = Fax Machine (Electronic), EO = Other (Electronic).

³ Location: D = Portable Device, H = Personal Residence, B = Business, A = Public Area, O = Other Location, R = Roving (Relaxed Specification Order), N = Not Specified.

* The first four digits of the A.O. number represent the year in which the wiretap was terminated. Wiretaps that were terminated prior to 2008 were not reported previously because they were part of ongoing investigations.

**TABLE B-1
STATE NEW JERSEY**

CALENDAR YEAR 2008

**REPORT BY PROSECUTORS OF COURT-AUTHORIZED INTERCEPTS OF WIRE, ORAL, OR ELECTRONIC COMMUNICATIONS
PURSUANT TO 18 U.S.C. 2519**

A.O. Number *	Number Of Days in Oper- ation ⁴	Average Inter- cepts per Day	Number of ⁵			Costs		Number of						
			Persons Inter- cepted	Intercepts	Incrim- inating Intercepts	Total Cost in \$	Other Than Manpower in \$	Arrests	Trials	Motions to Suppress Intercepts ⁶			Persons Con- victed	
										G	D	P		
STATE ATTORNEY GENERAL														
2008-1	30	94	170	2,825	282	20,930	1,260	5	-	-	-	-	-	
2008-2	30	87	33	2,623	165	14,700	1,200	3	-	-	-	-	-	
2008-3	90	83	49	7,467	154	36,625	625	-	-	-	-	-	-	
2008-4	8	37	9	296	16	27,905	1,550	-	-	-	-	-	-	
2008-5	6	-	-	-	-	21,047	1,550	-	-	-	-	-	-	
2008-6	3	180	8	541	9	11,832	1,550	-	-	-	-	-	-	
2008-7	11	3	40	38	2	8,375	1,200	-	-	-	-	-	-	
2008-8	NP	-	-	-	-	-	-	-	-	-	-	-	-	
2008-9	3	-	-	-	-	11,832	1,550	-	-	-	-	-	-	
2008-10	30	123	100	3,684	312	21,190	1,380	-	-	-	-	-	-	
2008-11	30	73	38	2,178	265	20,525	1,525	-	-	-	-	-	-	
2008-12	60	95	76	5,709	311	26,525	1,525	-	-	-	-	-	-	
2008-13	14	26	69	361	115	10,345	1,140	-	-	-	-	-	-	
2008-14	30	46	33	1,369	48	16,420	1,420	-	-	-	-	-	-	
2008-15	40	16	43	660	24	20,000	-	-	-	-	-	-	-	
2008-16	NP	-	-	-	-	-	-	-	-	-	-	-	-	
2008-17	NP	-	-	-	-	-	-	-	-	-	-	-	-	
2008-18	20	60	27	1,202	137	17,020	2,020	-	-	-	-	-	-	
2008-19	20	43	4	864	6	18,220	1,220	-	-	-	-	-	-	
2008-20	NI	-	-	-	-	-	-	-	-	-	-	-	-	
2008-21	20	21	4	415	6	14,035	-	-	-	-	-	-	-	
2008-22	20	29	4	581	2	17,000	-	-	-	-	-	-	-	
2008-23	20	-	NR	6	NR	10,385	1,885	-	-	-	-	-	-	
2008-24	NI	-	-	-	-	-	-	-	-	-	-	-	-	
2008-25	40	258	87	10,315	456	116,935	4,900	6	-	-	-	-	-	
2008-26	30	46	27	1,378	81	105,852	2,450	-	-	-	-	-	-	
2008-27	NP	-	-	-	-	-	-	-	-	-	-	-	-	
2008-28	20	27	20	542	49	104,758	1,550	-	-	-	-	-	-	
2008-29	20	150	19	2,995	15	104,555	1,250	-	-	-	-	-	-	
2008-30	NP	-	-	-	-	-	-	-	-	-	-	-	-	
2008-31	NP	-	-	-	-	-	-	-	-	-	-	-	-	
2008-32	20	86	10	1,723	225	22,640	-	14	-	-	-	-	-	

⁴ NI indicates never installed. I indicates installed but never used. NP indicates no prosecutor's report.

⁵ NR indicates not reported or could not be determined.

⁶ Motions: G = Granted, D = Denied, P = Pending.

* The first four digits of the A.O. number represent the year in which the wiretap was terminated. Wiretaps that were terminated prior to 2008 were not reported previously because they were part of ongoing investigations.

TABLE B-1
STATE NEW JERSEY

CALENDAR YEAR 2008

**REPORT BY JUDGES OF COURT-AUTHORIZED INTERCEPTS OF WIRE, ORAL, OR ELECTRONIC COMMUNICATIONS
PURSUANT TO 18 U.S.C. 2519**

A.O. Number *	Authorizing Official		Offense Specified	Intercept		Date of Application	Authorized Length		
	Judge	Prosecutor ¹		Type ²	Location ³		Original Order (Days)	Number of Extensions	Total Length (Days)
STATE ATTORNEY GENERAL (CONTINUED)									
2008-33	CALLAHAN	MILGRAM	RACKETEERING	WC	D	08/15/2008	30	1	60
2008-34	CALLAHAN	VAZQUEZ	RACKETEERING	WC	D	08/15/2008	20	0	20
2008-35	CALLAHAN	VAZQUEZ	RACKETEERING	WC,EO	D	08/15/2008	30	0	30
2008-36	LAWSON	MILGRAM	NARCOTICS	WC	D	08/17/2008	20	0	20
2008-37	BOZONELIS	MILGRAM	NARCOTICS	WC	D	09/04/2008	20	0	20
2008-38	BOZONELIS	MILGRAM	NARCOTICS	WC,EO	D	09/16/2008	20	1	30
2008-39	BOZONELIS	MILGRAM	NARCOTICS	WC	D	10/10/2008	20	0	20
2007-45	NATAL	MILGRAM	NARCOTICS	WC	D	07/27/2007	30	0	30
2007-46	GAROFOLO	MILGRAM	RACKETEERING	WC,EO	D	08/30/2007	30	2	80
2007-47	GAROFOLO	MILGRAM	RACKETEERING	WC,EO	D	08/30/2007	30	2	80
2007-48	NATAL	MILGRAM	NARCOTICS	WC	D	10/22/2007	30	1	50
2007-49	GAROFOLO	VAZQUEZ	RACKETEERING	WC	D	10/30/2007	30	0	30
2007-50	GAROFOLO	VAZQUEZ	RACKETEERING	WC	D	10/30/2007	30	0	30
2007-51	GAROFOLO	VAZQUEZ	RACKETEERING	WC	D	10/30/2007	30	0	30
2007-52	NATAL	MILGRAM	NARCOTICS	WC	D	11/09/2007	30	0	30
2007-53	NATAL	MILGRAM	NARCOTICS	WC	D	11/13/2007	30	0	30
2007-54	NATAL	MILGRAM	NARCOTICS	WC	D	11/27/2007	30	0	30
2007-55	NATAL	MILGRAM	NARCOTICS	WC	D	11/27/2007	30	0	30
2007-56	NATAL	VAZQUEZ	NARCOTICS	WC	D	12/03/2007	30	0	30
2006-111	SYPEK	RABNER	RACKETEERING	WC,EO	D	10/16/2006	30	0	30
UNION									
2008-1	TRIARSI	ROMANKOW	NARCOTICS	WC	D	02/09/2008	30	0	30
2008-2	TRIARSI	ROMANKOW	NARCOTICS	WC	D	02/11/2008	30	2	90
2008-3	TRIARSI	ROMANKOW	NARCOTICS	WC	D	02/15/2008	30	1	60
2008-4	TRIARSI	ROMANKOW	NARCOTICS	WC	D	02/15/2008	30	0	30
2008-5	TRIARSI	ROMANKOW	NARCOTICS	WC	D	02/20/2008	30	0	30
2008-6	TRIARSI	ROMANKOW	NARCOTICS	WC	D	02/20/2008	30	2	90
2008-7	TRIARSI	ROMANKOW	NARCOTICS	WC	D	02/20/2008	30	0	30
2008-8	TRIARSI	ROMANKOW	NARCOTICS	WC	D	02/28/2008	30	2	90
2008-9	TRIARSI	ROMANKOW	NARCOTICS	WC	D	02/29/2008	30	1	60
2008-10	TRIARSI	ROMANKOW	RACKETEERING	WC	D	03/03/2008	30	1	60
2008-11	TRIARSI	ROMANKOW	NARCOTICS	WC	D	03/06/2008	30	0	30

¹ The prosecuting official authorized the filing of the application under provisions of the state's statute. (See Table 1 for this state's statutory citation.)

² Type: WC = Cellular or Mobile Telephone (Wire), WS = Standard Telephone (Wire), WO = Other (Wire), OM = Microphone (Oral), OO = Other (Oral), ED = Digital Pager (Electronic), EE = Computer or E-Mail (Electronic), EF = Fax Machine (Electronic), EO = Other (Electronic).

³ Location: D = Portable Device, H = Personal Residence, B = Business, A = Public Area, O = Other Location, R = Roving (Relaxed Specification Order), N = Not Specified.

* The first four digits of the A.O. number represent the year in which the wiretap was terminated. Wiretaps that were terminated prior to 2008 were not reported previously because they were part of ongoing investigations.

TABLE B-1
STATE NEW JERSEY

CALENDAR YEAR 2008

**REPORT BY PROSECUTORS OF COURT-AUTHORIZED INTERCEPTS OF WIRE, ORAL, OR ELECTRONIC COMMUNICATIONS
PURSUANT TO 18 U.S.C. 2519**

A.O. Number *	Number Of Days in Oper- ation ⁴	Average Inter- cepts per Day	Number of ⁵			Costs		Number of					
			Persons Inter- cepted	Intercepts	Incrim- inating Intercepts	Total Cost in \$	Other Than Manpower in \$	Arrests	Trials	Motions to Suppress Intercepts ⁶			Persons Con- victed
										G	D	P	
STATE ATTORNEY GENERAL (CONTINUED)													
2008-33	NP	-	-	-	-	-	-	-	-	-	-	-	-
2008-34	NP	-	-	-	-	-	-	-	-	-	-	-	-
2008-35	NP	-	-	-	-	-	-	-	-	-	-	-	-
2008-36	NP	-	-	-	-	-	-	-	-	-	-	-	-
2008-37	20	316	5	6,316	86	22,400	-	-	-	-	-	-	-
2008-38	30	72	5	2,169	361	22,400	-	-	-	-	-	-	-
2008-39	18	229	5	4,114	39	22,800	400	-	-	-	-	-	-
2007-45	25	20	58	494	92	102,569	1,350	9	-	-	-	-	-
2007-46	66	183	119	12,103	1,122	377,728	1,950	2	-	-	-	-	13
2007-47	66	24	65	1,600	597	314,628	1,900	-	-	-	-	-	-
2007-48	42	149	288	6,272	627	60,575	2,580	23	7	-	-	-	-
2007-49	16	18	37	287	26	78,678	2,000	-	-	-	-	-	-
2007-50	16	16	12	262	114	89,128	2,750	-	-	-	-	-	-
2007-51	14	39	29	549	365	113,841	2,000	-	-	-	-	-	-
2007-52	NI	-	-	-	-	-	-	-	-	-	-	-	-
2007-53	21	158	104	3,326	451	33,595	2,200	-	-	-	-	-	-
2007-54	7	82	59	575	15	9,220	1,100	-	-	-	-	-	-
2007-55	7	62	25	433	15	10,320	2,200	-	-	-	-	-	-
2007-56	9	313	25	2,818	173	66,482	1,250	5	-	-	-	-	1
2006-111	1	1	-	1	-	28,406	15,050	-	-	-	-	-	-
UNION													
2008-1	26	46	12	1,204	248	-	-	-	-	-	-	-	-
2008-2	NP	-	-	-	-	-	-	-	-	-	-	-	-
2008-3	NP	-	-	-	-	-	-	-	-	-	-	-	-
2008-4	NP	-	-	-	-	-	-	-	-	-	-	-	-
2008-5	NP	-	-	-	-	-	-	-	-	-	-	-	-
2008-6	NP	-	-	-	-	-	-	-	-	-	-	-	-
2008-7	NP	-	-	-	-	-	-	-	-	-	-	-	-
2008-8	NP	-	-	-	-	-	-	-	-	-	-	-	-
2008-9	NP	-	-	-	-	-	-	-	-	-	-	-	-
2008-10	NP	-	-	-	-	-	-	-	-	-	-	-	-
2008-11	NP	-	-	-	-	-	-	-	-	-	-	-	-

⁴ NI indicates never installed. I indicates installed but never used. NP indicates no prosecutor's report.

⁵ NR indicates not reported or could not be determined.

⁶ Motions: G = Granted, D = Denied, P = Pending.

* The first four digits of the A.O. number represent the year in which the wiretap was terminated. Wiretaps that were terminated prior to 2008 were not reported previously because they were part of ongoing investigations.

TABLE B-1
STATE NEW JERSEY

CALENDAR YEAR 2008

**REPORT BY JUDGES OF COURT-AUTHORIZED INTERCEPTS OF WIRE, ORAL, OR ELECTRONIC COMMUNICATIONS
PURSUANT TO 18 U.S.C. 2519**

A.O. Number *	Authorizing Official		Offense Specified	Intercept		Date of Application	Authorized Length		
	Judge	Prosecutor ¹		Type ²	Location ³		Original Order (Days)	Number of Extensions	Total Length (Days)
UNION (CONTINUED)									
2008-12	TRIARSI	ROMANKOW	NARCOTICS	WC	D	03/10/2008	30	1	60
2008-13	TRIARSI	ROMANKOW	NARCOTICS	WC	D	03/20/2008	30	1	60
2008-14	TRIARSI	ROMANKOW	NARCOTICS	WC	D	04/15/2008	30	0	30
2008-15	TRIARSI	ROMANKOW	NARCOTICS	WC	D	04/18/2008	30	0	30
2008-16	TRIARSI	ROMANKOW	NARCOTICS	WC	D	04/18/2008	30	0	30
2008-17	TRIARSI	ROMANKOW	NARCOTICS	WC	D	07/16/2008	20	0	20
2008-18	TRIARSI	ROMANKOW	NARCOTICS	WC	D	07/24/2008	30	0	30
2008-19	TRIARSI	ROMANKOW	NARCOTICS	WC	D	07/24/2008	20	0	20
2008-20	TRIARSI	ROMANKOW	NARCOTICS	WC	D	07/29/2008	20	1	30
2008-21	TRIARSI	ROMANKOW	NARCOTICS	WC	D	09/22/2008	20	0	20
2008-22	TRIARSI	ROMANKOW	NARCOTICS	WC	D	09/24/2008	30	1	60
2008-23	TRIARSI	ROMANKOW	NARCOTICS	WC	D	09/24/2008	30	1	60
2008-24	TRIARSI	ROMANKOW	NARCOTICS	WC	D	09/24/2008	30	0	30
2008-25	TRIARSI	ROMANKOW	NARCOTICS	WC	D	09/24/2008	30	0	30
2008-26	TRIARSI	ROMANKOW	NARCOTICS	WC	D	09/25/2008	20	0	20
2008-27	TRIARSI	ROMANKOW	NARCOTICS	WC	D	10/01/2008	30	1	60
2008-28	TRIARSI	ROMANKOW	NARCOTICS	WC	D	10/10/2008	30	1	60
2008-29	TRIARSI	ROMANKOW	NARCOTICS	WC	D	10/31/2008	30	0	30

¹ The prosecuting official authorized the filing of the application under provisions of the state's statute. (See Table 1 for this state's statutory citation.)

² Type: WC = Cellular or Mobile Telephone (Wire), WS = Standard Telephone (Wire), WO = Other (Wire), OM = Microphone (Oral), OO = Other (Oral), ED = Digital Pager (Electronic), EE = Computer or E-Mail (Electronic), EF = Fax Machine (Electronic), EO = Other (Electronic).

³ Location: D = Portable Device, H = Personal Residence, B = Business, A = Public Area, O = Other Location, R = Roving (Relaxed Specification Order), N = Not Specified.

* The first four digits of the A.O. number represent the year in which the wiretap was terminated. Wiretaps that were terminated prior to 2008 were not reported previously because they were part of ongoing investigations.

TABLE B-1
STATE NEW JERSEY

CALENDAR YEAR 2008

**REPORT BY PROSECUTORS OF COURT-AUTHORIZED INTERCEPTS OF WIRE, ORAL, OR ELECTRONIC COMMUNICATIONS
PURSUANT TO 18 U.S.C. 2519**

A.O. Number *	Number Of Days in Oper- ation ⁴	Average Inter- cepts per Day	Number of ⁵			Costs		Number of					
			Persons Inter- cepted	Intercepts	Incrim- inating Intercepts	Total Cost in \$	Other Than Manpower in \$	Arrests	Trials	Motions to Suppress Intercepts ⁶			Persons Con- victed
										G	D	P	
UNION (CONTINUED)													
2008-12	NP	-	-	-	-	-	-	-	-	-	-	-	-
2008-13	NP	-	-	-	-	-	-	-	-	-	-	-	-
2008-14	NP	-	-	-	-	-	-	-	-	-	-	-	-
2008-15	NP	-	-	-	-	-	-	-	-	-	-	-	-
2008-16	NP	-	-	-	-	-	-	-	-	-	-	-	-
2008-17	9	4	9	39	15	-	-	-	-	-	-	-	-
2008-18	6	-	-	-	-	-	-	-	-	-	-	-	-
2008-19	6	4	3	25	-	-	-	-	-	-	-	-	-
2008-20	30	25	34	739	6	-	-	-	-	-	-	-	-
2008-21	4	20	4	81	35	-	-	-	-	-	-	-	-
2008-22	NP	-	-	-	-	-	-	-	-	-	-	-	-
2008-23	NP	-	-	-	-	-	-	-	-	-	-	-	-
2008-24	30	2	3	68	24	-	-	-	-	-	-	-	-
2008-25	30	8	3	251	69	-	-	-	-	-	-	-	-
2008-26	1	-	-	-	-	-	-	-	-	-	-	-	-
2008-27	NP	-	-	-	-	-	-	-	-	-	-	-	-
2008-28	NP	-	-	-	-	-	-	-	-	-	-	-	-
2008-29	NP	-	-	-	-	-	-	-	-	-	-	-	-

⁴ NI indicates never installed. I indicates installed but never used. NP indicates no prosecutor's report.

⁵ NR indicates not reported or could not be determined.

⁶ Motions: G = Granted, D = Denied, P = Pending.

* The first four digits of the A.O. number represent the year in which the wiretap was terminated. Wiretaps that were terminated prior to 2008 were not reported previously because they were part of ongoing investigations.

TABLE B-1
STATE NEW YORK

CALENDAR YEAR 2008

**REPORT BY JUDGES OF COURT-AUTHORIZED INTERCEPTS OF WIRE, ORAL, OR ELECTRONIC COMMUNICATIONS
PURSUANT TO 18 U.S.C. 2519**

A.O. Number *	Authorizing Official		Offense Specified	Intercept		Date of Application	Authorized Length		
	Judge	Prosecutor ¹		Type ²	Location ³		Original Order (Days)	Number of Extensions	Total Length (Days)
BRONX									
2008-1	BARRETT	JOHNSON	NARCOTICS	WC	D	02/07/2008	30	0	30
2008-2	BARRETT	JOHNSON	NARCOTICS	WC	D	02/14/2008	30	1	60
2008-3	BARRETT	JOHNSON	NARCOTICS	WC	D	02/15/2008	30	0	30
2008-4	GROSS	JOHNSON	NARCOTICS	WC	D	02/28/2008	30	1	60
2008-5	MARVIN	JOHNSON	NARCOTICS	WC	D	02/29/2008	30	0	30
2008-6	MARVIN	JOHNSON	NARCOTICS	WS	H	02/29/2008	30	0	30
2008-7	BARRETT	JOHNSON	NARCOTICS	WC	D	03/12/2008	30	4	150
2008-8	BARRETT	JOHNSON	NARCOTICS	WC	D	03/18/2008	30	1	60
2008-9	BARRETT	JOHNSON	NARCOTICS	WC	D	03/26/2008	30	1	60
2008-10	BARRETT	JOHNSON	NARCOTICS	WC	D	03/26/2008	30	0	30
2008-11	BARRETT	JOHNSON	NARCOTICS	WC	D	03/26/2008	30	5	180
2008-12	BARRETT	JOHNSON	NARCOTICS	WC	D	03/27/2008	30	1	60
2008-13	BARRETT	JOHNSON	NARCOTICS	WC	D	03/27/2008	30	4	150
2008-14	DAWSON	JOHNSON	NARCOTICS	WC	D	04/12/2008	30	4	150
2008-15	BARRETT	JOHNSON	NARCOTICS	WC	D	05/02/2008	30	3	120
2008-16	BARRETT	JOHNSON	NARCOTICS	WC	D	05/08/2008	30	0	30
2008-17	BARRETT	JOHNSON	NARCOTICS	WC	D	05/08/2008	30	1	60
2008-18	BARRETT	JOHNSON	NARCOTICS	WC	D	05/13/2008	30	2	90
2008-19	CLANCY	JOHNSON	NARCOTICS	WC	D	06/02/2008	30	1	60
2008-20	BARRETT	JOHNSON	NARCOTICS	WC	D	07/03/2008	30	0	30
2008-21	BARRETT	JOHNSON	NARCOTICS	WC	D	07/24/2008	30	1	60
2008-22	BARRETT	JOHNSON	NARCOTICS	WC	D	07/25/2008	30	0	30
2008-23	BARRETT	JOHNSON	NARCOTICS	WC	D	07/25/2008	30	0	30
2008-24	FOLEY	JOHNSON	NARCOTICS	WC	D	08/11/2008	30	0	30
FULTON									
2008-1	GIARDINO	SIRA	MURDER	WC	D	01/22/2008	30	1	60
GREENE									
2008-1	KIHALOR	WILHEM	NARCOTICS	WC	D	05/05/2008	30	0	30
2008-2	KIHALOR	WILHEM	NARCOTICS	WC	D	05/05/2008	30	0	30
2008-3	KIHALOR	WILHEM	NARCOTICS	WC	D	05/05/2008	30	0	30
2008-4	KIHALOR	WILHEM	NARCOTICS	WC	D	05/05/2008	30	1	60
2008-5	KIHALOR	WILHEM	NARCOTICS	WC	D	06/04/2008	30	0	30

¹ The prosecuting official authorized the filing of the application under provisions of the state's statute. (See Table 1 for this state's statutory citation.)

² Type: WC = Cellular or Mobile Telephone (Wire), WS = Standard Telephone (Wire), WO = Other (Wire), OM = Microphone (Oral), OO = Other (Oral), ED = Digital Pager (Electronic), EE = Computer or E-Mail (Electronic), EF = Fax Machine (Electronic), EO = Other (Electronic).

³ Location: D = Portable Device, H = Personal Residence, B = Business, A = Public Area, O = Other Location, R = Roving (Relaxed Specification Order), N = Not Specified.

* The first four digits of the A.O. number represent the year in which the wiretap was terminated. Wiretaps that were terminated prior to 2008 were not reported previously because they were part of ongoing investigations.

TABLE B-1
STATE NEW YORK

CALENDAR YEAR 2008

REPORT BY PROSECUTORS OF COURT-AUTHORIZED INTERCEPTS OF WIRE, ORAL, OR ELECTRONIC COMMUNICATIONS
PURSUANT TO 18 U.S.C. 2519

A.O. Number *	Number Of Days in Oper- ation ⁴	Average Inter- cepts per Day	Number of ⁵			Costs		Number of						
			Persons Inter- cepted	Intercepts	Incrim- inating Intercepts	Total Cost in \$	Other Than Manpower in \$	Arrests	Trials	Motions to Suppress Intercepts ⁶			Persons Con- victed	
										G	D	P		
BRONX														
2008-1	11	183	60	2,017	458	15,600	200	43	-	-	-	7	21	
2008-2	39	28	NR	1,092	159	54,800	200	RELATED TO NO. 2008-1						
2008-3	29	1	5	39	-	32,580	100	RELATED TO NO. 2008-1						
2008-4	58	29	32	1,676	168	81,300	100	RELATED TO NO. 2008-1						
2008-5	28	13	18	372	31	39,300	100	RELATED TO NO. 2008-1						
2008-6	28	19	18	530	25	33,800	200	RELATED TO NO. 2008-1						
2008-7	121	92	42	11,112	1,218	145,900	300	RELATED TO NO. 2008-1						
2008-8	51	33	34	1,664	170	61,700	100	RELATED TO NO. 2008-1						
2008-9	58	16	24	919	65	70,100	100	RELATED TO NO. 2008-1						
2008-10	30	5	6	142	12	36,500	100	RELATED TO NO. 2008-1						
2008-11	138	53	82	7,302	861	165,400	200	RELATED TO NO. 2008-1						
2008-12	58	17	21	985	116	70,100	100	RELATED TO NO. 2008-1						
2008-13	141	48	38	6,719	368	169,600	200	RELATED TO NO. 2008-1						
2008-14	140	37	83	5,215	858	168,300	300	RELATED TO NO. 2008-1						
2008-15	112	83	64	9,349	93	131,900	300	RELATED TO NO. 2008-1						
2008-16	29	3	18	76	-	20,400	100	RELATED TO NO. 2008-1						
2008-17	56	87	54	4,876	204	77,400	200	RELATED TO NO. 2008-1						
2008-18	87	125	54	10,842	199	105,100	100	RELATED TO NO. 2008-1						
2008-19	59	26	26	1,552	159	71,500	100	RELATED TO NO. 2008-1						
2008-20	8	92	32	732	57	84,100	100	RELATED TO NO. 2008-1						
2008-21	36	38	24	1,373	242	43,500	100	RELATED TO NO. 2008-1						
2008-22	6	80	14	483	46	8,500	100	RELATED TO NO. 2008-1						
2008-23	30	23	27	682	66	36,500	100	RELATED TO NO. 2008-1						
2008-24	23	71	23	1,632	205	26,700	100	RELATED TO NO. 2008-1						
FULTON														
2008-1	52	48	8	2,476	378	20,600	5,000	3	-	-	-	-	-	
GREENE														
2008-1	15	-	-	-	-	4,558	2,600	-	-	-	-	-	-	
2008-2	30	140	61	4,187	482	4,950	2,600	1	-	-	-	-	-	
2008-3	30	112	47	3,351	584	RELATED TO NO. 2008-2		-	-	-	-	-	-	
2008-4	56	48	26	2,686	565	6,986	2,600	1	-	-	-	-	-	
2008-5	27	116	32	3,128	316	RELATED TO NO. 2008-6		RELATED TO NO. 2008-6						

⁴ NI indicates never installed. I indicates installed but never used. NP indicates no prosecutor's report.

⁵ NR indicates not reported or could not be determined.

⁶ Motions: G = Granted, D = Denied, P = Pending.

* The first four digits of the A.O. number represent the year in which the wiretap was terminated. Wiretaps that were terminated prior to 2008 were not reported previously because they were part of ongoing investigations.

TABLE B-1
STATE NEW YORK

CALENDAR YEAR 2008

**REPORT BY JUDGES OF COURT-AUTHORIZED INTERCEPTS OF WIRE, ORAL, OR ELECTRONIC COMMUNICATIONS
PURSUANT TO 18 U.S.C. 2519**

A.O. Number *	Authorizing Official		Offense Specified	Intercept		Date of Application	Authorized Length		
	Judge	Prosecutor ¹		Type ²	Location ³		Original Order (Days)	Number of Extensions	Total Length (Days)
GREENE (CONTINUED)									
2008-6	KIHALOR	WILHEM	NARCOTICS	WC	D	06/04/2008	30	0	30
2008-7	KIHALOR	WILHEM	NARCOTICS	WC	D	06/04/2008	30	0	30
2008-8	KIHALOR	WILHEM	NARCOTICS	WC	D	06/04/2008	30	0	30
2008-9	KIHALOR	WILHEM	NARCOTICS	WC	D	06/25/2008	30	0	30
KINGS									
2008-1	DILLON	HYNES	LARCENY	WC	D	02/01/2008	30	2	88
2008-2	SKELOS	HYNES	LARCENY	WC	D	04/02/2008	29	0	29
2008-3	FIRETOG	HYNES	LARCENY	WC	D	06/27/2008	30	2	90
2008-4	FIRETOG	HYNES	LARCENY	WC	D	08/22/2008	30	0	30
2008-5	FIRETOG	HYNES	LARCENY	WC	D	08/22/2008	30	0	30
MONROE									
2008-1	BELLINI	GREEN	NARCOTICS	WC	D	11/28/2007	30	2	90
2008-2	BELLINI	GREEN	NARCOTICS	WC	D	12/10/2007	30	1	60
2008-3	BELLINI	GREEN	NARCOTICS	WC	D	12/10/2007	30	0	30
2008-4	BELLINI	GREEN	NARCOTICS	WC	D	12/20/2007	30	1	60
2008-5	BELLINI	GREEN	NARCOTICS	WS	H	12/20/2007	30	0	30
2008-6	BELLINI	GREEN	NARCOTICS	WC	D	12/27/2007	30	1	60
2008-7	BELLINI	GREEN	NARCOTICS	WC	D	12/28/2007	30	1	60
2008-8	BELLINI	GREEN	NARCOTICS	WC	D	01/02/2008	30	0	30
2008-9	BELLINI	GREEN	NARCOTICS	WC	D	01/02/2008	30	0	30
2008-10	BELLINI	GREEN	NARCOTICS	WC	D	01/02/2008	30	0	30
2008-11	BELLINI	GREEN	NARCOTICS	WC	D	01/04/2008	30	0	30
2008-12	BELLINI	GREEN	NARCOTICS	WC	D	01/08/2008	30	0	30
2008-13	BELLINI	GREEN	NARCOTICS	WC	D	01/15/2008	30	0	30
2008-14	BELLINI	GREEN	NARCOTICS	WC	D	01/23/2008	30	0	30
2008-15	BELLINI	GREEN	NARCOTICS	WC	D	01/25/2008	30	0	30
2008-16	RENZI	GREEN	MURDER	WC	D	03/01/2008	30	0	30
2008-17	RENZI	GREEN	MURDER	WC	D	03/20/2008	30	0	30
2007-8	BELLINI	HYLAND	NARCOTICS	WC	D	11/09/2007	30	0	30
2007-9	BELLINI	GREEN	NARCOTICS	WS	H	11/26/2007	30	0	30
2007-10	BELLINI	GREEN	NARCOTICS	WC	D	11/26/2007	30	0	30
2007-11	BELLINI	GREEN	NARCOTICS	WC	D	11/26/2007	30	0	30

¹ The prosecuting official authorized the filing of the application under provisions of the state's statute. (See Table 1 for this state's statutory citation.)

² Type: WC = Cellular or Mobile Telephone (Wire), WS = Standard Telephone (Wire), WO = Other (Wire), OM = Microphone (Oral), OO = Other (Oral), ED = Digital Pager (Electronic), EE = Computer or E-Mail (Electronic), EF = Fax Machine (Electronic), EO = Other (Electronic).

³ Location: D = Portable Device, H = Personal Residence, B = Business, A = Public Area, O = Other Location, R = Roving (Relaxed Specification Order), N = Not Specified.

* The first four digits of the A.O. number represent the year in which the wiretap was terminated. Wiretaps that were terminated prior to 2008 were not reported previously because they were part of ongoing investigations.

TABLE B-1
STATE NEW YORK

CALENDAR YEAR 2008

**REPORT BY PROSECUTORS OF COURT-AUTHORIZED INTERCEPTS OF WIRE, ORAL, OR ELECTRONIC COMMUNICATIONS
PURSUANT TO 18 U.S.C. 2519**

A.O. Number *	Number Of Days in Oper- ation ⁴	Average Inter- cepts per Day	Number of ⁵			Costs		Number of					
			Persons Inter- cepted	Intercepts	Incrim- inating Intercepts	Total Cost in \$	Other Than Manpower in \$	Arrests	Trials	Motions to Suppress Intercepts ⁶			Persons Con- victed
										G	D	P	
GREENE (CONTINUED)													
2008-6	27	51	28	1,390	101	4,715	2,600	1	-	-	-	-	-
2008-7	27	66	21	1,787	673	RELATED TO NO. 2008-6		7	-	-	-	-	7
2008-8	27	8	5	218	8	RELATED TO NO. 2008-6		RELATED TO NO. 2008-6					
2008-9	3	156	10	468	65	RELATED TO NO. 2008-2		RELATED TO NO. 2008-2					
KINGS													
2008-1	88	23	100	2,000	139	73,656	-	4	-	-	-	-	-
2008-2	29	6	15	160	10	24,273	-	RELATED TO NO. 2008-1					
2008-3	90	74	200	6,618	1,392	89,280	-	-	-	-	-	-	-
2008-4	30	9	50	258	29	RELATED TO NO. 2008-3		-	-	-	-	-	-
2008-5	30	133	200	3,997	666	RELATED TO NO. 2008-3		-	-	-	-	-	-
MONROE													
2008-1	78	136	20	10,640	1,868	RELATED TO NO. 2007-8		RELATED TO NO. 2007-8					
2008-2	57	1	20	39	8	RELATED TO NO. 2007-8		RELATED TO NO. 2007-8					
2008-3	28	5	20	144	-	RELATED TO NO. 2007-8		RELATED TO NO. 2007-8					
2008-4	57	177	20	10,116	350	RELATED TO NO. 2007-8		RELATED TO NO. 2007-8					
2008-5	23	56	20	1,279	251	RELATED TO NO. 2007-8		RELATED TO NO. 2007-8					
2008-6	29	46	20	1,348	190	RELATED TO NO. 2007-8		RELATED TO NO. 2007-8					
2008-7	39	152	20	5,924	789	RELATED TO NO. 2007-8		RELATED TO NO. 2007-8					
2008-8	25	67	20	1,667	364	RELATED TO NO. 2007-8		RELATED TO NO. 2007-8					
2008-9	5	NR	20	NR	NR	RELATED TO NO. 2007-8		RELATED TO NO. 2007-8					
2008-10	13	19	20	246	22	RELATED TO NO. 2007-8		RELATED TO NO. 2007-8					
2008-11	13	8	20	103	7	RELATED TO NO. 2007-8		RELATED TO NO. 2007-8					
2008-12	18	8	20	140	13	RELATED TO NO. 2007-8		RELATED TO NO. 2007-8					
2008-13	10	14	20	145	-	RELATED TO NO. 2007-8		RELATED TO NO. 2007-8					
2008-14	1	965	20	965	57	RELATED TO NO. 2007-8		RELATED TO NO. 2007-8					
2008-15	1	112	20	112	22	RELATED TO NO. 2007-8		RELATED TO NO. 2007-8					
2008-16	20	16	2	319	14	17,974	1,700	-	-	-	-	-	-
2008-17	2	182	2	363	16	RELATED TO NO. 2008-16		-	-	-	-	-	-
2007-8	9	116	20	1,046	239	440,600	17,500	10	-	-	-	-	7
2007-9	2	26	20	53	-	RELATED TO NO. 2007-8		RELATED TO NO. 2007-8					
2007-10	2	62	20	125	21	RELATED TO NO. 2007-8		RELATED TO NO. 2007-8					
2007-11	2	-	-	-	-	RELATED TO NO. 2007-8		RELATED TO NO. 2007-8					

⁴ NI indicates never installed. I indicates installed but never used. NP indicates no prosecutor's report.

⁵ NR indicates not reported or could not be determined.

⁶ Motions: G = Granted, D = Denied, P = Pending.

* The first four digits of the A.O. number represent the year in which the wiretap was terminated. Wiretaps that were terminated prior to 2008 were not reported previously because they were part of ongoing investigations.

TABLE B-1
STATE NEW YORK

CALENDAR YEAR 2008

**REPORT BY JUDGES OF COURT-AUTHORIZED INTERCEPTS OF WIRE, ORAL, OR ELECTRONIC COMMUNICATIONS
PURSUANT TO 18 U.S.C. 2519**

A.O. Number *	Authorizing Official		Offense Specified	Intercept		Date of Application	Authorized Length		
	Judge	Prosecutor ¹		Type ²	Location ³		Original Order (Days)	Number of Extensions	Total Length (Days)
MONROE (CONTINUED)									
2007-12	BELLINI	GREEN	NARCOTICS	WC	D	11/26/2007	30	0	30
2007-13	BELLINI	GREEN	NARCOTICS	WC	D	11/30/2007	30	0	30
2007-14	BELLINI	GREEN	NARCOTICS	WC	D	11/30/2007	30	1	60
MONTGOMERY									
2008-1	SISE	CONBOY	NARCOTICS	WC	D	03/08/2008	30	0	30
NASSAU									
2008-1	DICKERSON	RICE	GAMBLING	WC,WS,EF,OO	D,H,O	01/03/2008	30	0	30
2008-2	GULOTTA	RICE	NARCOTICS	WC	D	03/13/2008	30	0	30
2008-3	GULOTTA	RICE	NARCOTICS	WC	D	05/09/2008	30	1	60
2008-4	SULLIVAN	RICE	NARCOTICS	WC	D	09/22/2008	30	1	60
2008-5	SPOLZINO	RICE	GAMBLING	WC,WS	D,H	10/07/2008	30	1	60
NEW YORK									
2006-18	SAXE	MORGENTHAU	\$LAUNDERING	WC	D,B	04/07/2006	30	3	120
NIAGARA									
2008-1	BURNS	VIOLANTE	NARCOTICS	WC	D	01/25/2008	30	1	60
2008-2	KLOCH	VIOLANTE	NARCOTICS	WC	D	02/11/2008	30	0	30
NY ORGANIZED CRIME TASK FORCE									
2008-1	SPOLZINO	BAKER	NARCOTICS	WC,OO	D,O	03/15/2007	30	20	630
2008-2	WALSH	PRATHER	NARCOTICS	WC,WS	D,H	06/06/2007	30	8	270
2008-3	ALOI	PRATHER	NARCOTICS	WC	D	09/25/2007	30	5	180
2008-4	TERESI	PRATHER	NARCOTICS	WC	D	11/06/2007	30	5	180
2008-5	DICKERSON	PRATHER	NARCOTICS	WC,WS	D,H	12/06/2007	30	7	240
2008-6	MARKS	PRATHER	NARCOTICS	WC	D	12/21/2007	30	2	90
2008-7	MARKS	PRATHER	NARCOTICS	WC,WS	D,H	01/25/2008	30	1	60
2008-8	LAMONT	PRATHER	NARCOTICS	WC	D	01/29/2008	30	1	60
2008-9	MCCARTHY	PRATHER	NARCOTICS	WC	D	02/26/2008	30	2	90
2008-10	MICHALSKI	PRATHER	NARCOTICS	WC,ED	D	03/14/2008	30	0	30
2008-11	ANGIOLILLO	BAKER	NARCOTICS	WC	D	05/16/2008	30	4	150
2008-12	ALOI	BAKER	NARCOTICS	WC,WS	D,H	06/06/2008	30	7	240
2008-13	MICHALSKI	BAKER	NARCOTICS	WC	D	07/01/2008	30	2	90
2008-14	BERRY	BAKER	NARCOTICS	WC	D	08/04/2008	30	1	60
2008-15	MICHALSKI	BAKER	NARCOTICS	WC	D	08/20/2008	30	1	60

¹ The prosecuting official authorized the filing of the application under provisions of the state's statute. (See Table 1 for this state's statutory citation.)

² Type: WC = Cellular or Mobile Telephone (Wire), WS = Standard Telephone (Wire), WO = Other (Wire), OM = Microphone (Oral), OO = Other (Oral), ED = Digital Pager (Electronic), EE = Computer or E-Mail (Electronic), EF = Fax Machine (Electronic), EO = Other (Electronic).

³ Location: D = Portable Device, H = Personal Residence, B = Business, A = Public Area, O = Other Location, R = Roving (Relaxed Specification Order), N = Not Specified.

* The first four digits of the A.O. number represent the year in which the wiretap was terminated. Wiretaps that were terminated prior to 2008 were not reported previously because they were part of ongoing investigations.

TABLE B-1
STATE NEW YORK

CALENDAR YEAR 2008

REPORT BY PROSECUTORS OF COURT-AUTHORIZED INTERCEPTS OF WIRE, ORAL, OR ELECTRONIC COMMUNICATIONS
PURSUANT TO 18 U.S.C. 2519

A.O. Number *	Number Of Days in Oper- ation ⁴	Average Inter- cepts per Day	Number of ⁵			Costs		Number of						
			Persons Inter- cepted	Intercepts	Incrim- inating Intercepts	Total Cost in \$	Other Than Manpower in \$	Arrests	Trials	Motions to Suppress Intercepts ⁶			Persons Con- victed	
										G	D	P		
MONROE (CONTINUED)														
2007-12	2	42	20	83	7	RELATED TO NO. 2007-8		RELATED TO NO. 2007-8						
2007-13	27	14	20	381	15	RELATED TO NO. 2007-8		RELATED TO NO. 2007-8						
2007-14	28	133	20	3,717	453	RELATED TO NO. 2007-8		RELATED TO NO. 2007-8						
MONTGOMERY														
2008-1	9	123	17	1,108	87	10,004	814	3	-	-	-	-	2	
NASSAU														
2008-1	28	35	34	988	109	81,600	4,100	2	-	-	-	-	-	
2008-2	I	-	-	-	-	-	-	-	-	-	-	-	-	
2008-3	38	16	4	600	300	340,500	1,500	14	-	-	-	2	5	
2008-4	60	81	30	4,880	250	85,260	750	9	-	-	-	-	-	
2008-5	36	220	100	7,916	7,916	202,650	3,650	10	-	-	-	-	-	
NEW YORK														
2006-18	88	362	664	31,856	-	184,809	4,230	-	-	-	-	-	-	
NIAGARA														
2008-1	59	146	25	8,640	825	4,500	-	25	-	-	-	-	-	
2008-2	30	339	25	10,172	325	2,200	-	RELATED TO NO. 2008-1						
NY ORGANIZED CRIME TASK FORCE														
2008-1	590	285	29	168,292	18,353	2,834,360	179,360	-	-	-	-	-	-	
2008-2	245	163	78	40,011	3,422	679,601	189,601	20	-	-	-	1	1	
2008-3	137	22	111	3,000	404	390,294	61,494	16	-	-	-	-	9	
2008-4	154	213	52	32,819	2,732	393,792	24,192	19	1	-	-	-	15	
2008-5	219	269	69	58,926	1,374	302,202	58,602	-	-	-	-	-	-	
2008-6	68	51	23	3,500	1,110	42,238	13,038	3	-	-	-	3	-	
2008-7	57	83	27	4,739	391	125,512	9,512	-	-	-	-	-	-	
2008-8	43	342	200	14,708	8,400	177,860	15,360	25	-	-	1	-	24	
2008-9	65	343	120	22,306	3,356	259,530	25,530	28	-	-	-	-	2	
2008-10	29	25	46	718	468	49,619	3,219	-	-	-	-	-	-	
2008-11	150	168	200	25,225	3,174	416,650	16,650	-	-	-	-	-	-	
2008-12	171	253	83	43,282	4,375	288,006	151,206	-	-	-	-	-	-	
2008-13	86	292	439	25,155	5,161	374,657	30,657	2	-	-	-	-	-	
2008-14	33	48	250	1,584	213	100,930	3,330	-	-	-	-	-	-	
2008-15	51	283	382	14,411	1,233	143,414	8,214	1	-	-	-	-	-	

⁴ NI indicates never installed. I indicates installed but never used. NP indicates no prosecutor's report.

⁵ NR indicates not reported or could not be determined.

⁶ Motions: G = Granted, D = Denied, P = Pending.

* The first four digits of the A.O. number represent the year in which the wiretap was terminated. Wiretaps that were terminated prior to 2008 were not reported previously because they were part of ongoing investigations.

TABLE B-1
STATE NEW YORK

CALENDAR YEAR 2008

**REPORT BY JUDGES OF COURT-AUTHORIZED INTERCEPTS OF WIRE, ORAL, OR ELECTRONIC COMMUNICATIONS
PURSUANT TO 18 U.S.C. 2519**

A.O. Number *	Authorizing Official		Offense Specified	Intercept		Date of Application	Authorized Length		
	Judge	Prosecutor ¹		Type ²	Location ³		Original Order (Days)	Number of Extensions	Total Length (Days)
NYC SPECIAL NARCOTICS BUREAU									
2008-1	ALLEN	MORGENTHAU	NARCOTICS	WC	D	01/04/2008	30	2	90
2008-2	ALLEN	KINDLER	NARCOTICS	WC	D	01/09/2008	30	0	30
2008-3	ALLEN	MORGENTHAU	NARCOTICS	WC	D	01/09/2008	30	2	120
2008-4	ALLEN	MORGENTHAU	NARCOTICS	WC	D	01/10/2008	30	0	30
2008-5	ALLEN	MORGENTHAU	NARCOTICS	WC	D	01/22/2008	30	0	30
2008-6	ALLEN	MORGENTHAU	NARCOTICS	WC	D	01/22/2008	30	0	30
2008-7	ALLEN	MORGENTHAU	NARCOTICS	WC	D	01/23/2008	30	0	30
2008-8	ALLEN	MORGENTHAU	NARCOTICS	WC	D	01/23/2008	30	3	120
2008-9	ALLEN	MORGENTHAU	NARCOTICS	WC	D	01/25/2008	30	1	60
2008-10	WETZEL	MORGENTHAU	NARCOTICS	WC	D	01/30/2008	30	3	120
2008-11	ALLEN	MORGENTHAU	NARCOTICS	WC	D	02/04/2008	30	0	30
2008-12	WETZEL	MORGENTHAU	NARCOTICS	WC	D	02/06/2008	30	0	30
2008-13	ALLEN	MORGENTHAU	NARCOTICS	WC	D	02/07/2008	30	0	30
2008-14	ALLEN	MORGENTHAU	NARCOTICS	WC	D	02/07/2008	30	1	90
2008-15	ALLEN	MORGENTHAU	NARCOTICS	WC	D	02/11/2008	30	0	30
2008-16	ALLEN	KINDLER	NARCOTICS	WC	D	02/15/2008	30	0	30
2008-17	ALLEN	KINDLER	NARCOTICS	WC	D	02/15/2008	30	0	30
2008-18	ALLEN	MORGENTHAU	NARCOTICS	WC	D	02/19/2008	30	0	30
2008-19	WETZEL	MORGENTHAU	NARCOTICS	WC	D	02/20/2008	30	0	30
2008-20	ALLEN	MORGENTHAU	NARCOTICS	WC	D	02/25/2008	30	0	30
2008-21	ALLEN	MORGENTHAU	NARCOTICS	WC	D	02/27/2008	30	0	30
2008-22	ALLEN	MORGENTHAU	NARCOTICS	WC	D	02/28/2008	30	0	30
2008-23	ALLEN	MORGENTHAU	NARCOTICS	WC	D	02/28/2008	30	0	30
2008-24	ALLEN	MORGENTHAU	NARCOTICS	WC	D	02/29/2008	30	0	30
2008-25	ALLEN	MORGENTHAU	NARCOTICS	WC	D	03/07/2008	30	1	60
2008-26	ALLEN	MORGENTHAU	NARCOTICS	WC	D	03/07/2008	30	1	60
2008-27	ALLEN	MORGENTHAU	NARCOTICS	WC	D	03/07/2008	30	0	30
2008-28	ALLEN	MORGENTHAU	NARCOTICS	WC	D	03/11/2008	30	1	60
2008-29	ALLEN	MORGENTHAU	NARCOTICS	WC	D	03/11/2008	30	0	30
2008-30	ALLEN	MORGENTHAU	NARCOTICS	EO	O	03/13/2008	30	0	30
2008-31	ALLEN	MORGENTHAU	NARCOTICS	WC	D	03/13/2008	30	0	30
2008-32	ALLEN	MORGENTHAU	NARCOTICS	WC	D	03/14/2008	30	0	30

¹ The prosecuting official authorized the filing of the application under provisions of the state's statute. (See Table 1 for this state's statutory citation.)

² Type: WC = Cellular or Mobile Telephone (Wire), WS = Standard Telephone (Wire), WO = Other (Wire), OM = Microphone (Oral), OO = Other (Oral), ED = Digital Pager (Electronic), EE = Computer or E-Mail (Electronic), EF = Fax Machine (Electronic), EO = Other (Electronic).

³ Location: D = Portable Device, H = Personal Residence, B = Business, A = Public Area, O = Other Location, R = Roving (Relaxed Specification Order), N = Not Specified.

* The first four digits of the A.O. number represent the year in which the wiretap was terminated. Wiretaps that were terminated prior to 2008 were not reported previously because they were part of ongoing investigations.

TABLE B-1
STATE NEW YORK

CALENDAR YEAR 2008

**REPORT BY PROSECUTORS OF COURT-AUTHORIZED INTERCEPTS OF WIRE, ORAL, OR ELECTRONIC COMMUNICATIONS
PURSUANT TO 18 U.S.C. 2519**

A.O. Number *	Number Of Days in Oper- ation ⁴	Average Inter- cepts per Day	Number of ⁵			Costs		Number of					
			Persons Inter- cepted	Intercepts	Incrim- inating Intercepts	Total Cost in \$	Other Than Manpower in \$	Arrests	Trials	Motions to Suppress Intercepts ⁶			Persons Con- victed
										G	D	P	
NYC SPECIAL NARCOTICS BUREAU													
2008-1	88	-	1	4	1	-	-	-	-	-	-	-	-
2008-2	30	25	15	752	150	-	-	-	-	-	-	-	-
2008-3	60	56	39	3,334	367	45,870	45,870	-	-	-	-	-	-
2008-4	2	5	1	10	1	-	-	-	-	-	-	-	-
2008-5	23	26	10	604	207	-	-	-	-	-	-	-	-
2008-6	23	-	-	2	-	-	-	-	-	-	-	-	-
2008-7	30	45	2	1,361	2	-	-	-	-	-	-	-	-
2008-8	112	45	40	5,057	1,052	-	-	-	-	-	-	-	-
2008-9	43	8	9	349	196	-	-	-	-	-	-	-	-
2008-10	97	31	20	2,977	301	28,065	28,065	-	-	-	-	-	-
2008-11	25	-	-	-	-	-	-	-	-	-	-	-	-
2008-12	8	104	5	832	36	4,350	4,350	-	-	-	-	-	-
2008-13	NI	-	-	-	-	-	-	-	-	-	-	-	-
2008-14	25	117	150	2,919	820	-	-	-	-	-	-	-	-
2008-15	27	13	6	360	15	132,337	132,337	3	-	-	-	-	-
2008-16	8	48	3	382	52	-	-	-	-	-	-	-	-
2008-17	8	162	100	1,298	440	-	-	-	-	-	-	-	-
2008-18	16	1	1	12	9	-	-	-	-	-	-	-	-
2008-19	30	19	5	564	45	3,621	3,621	-	-	-	-	-	-
2008-20	30	11	11	327	85	4,265	4,265	-	-	-	-	-	-
2008-21	29	4	5	113	26	-	-	-	-	-	-	-	-
2008-22	20	11	25	221	35	8,933	8,933	3	-	-	-	-	-
2008-23	7	1	1	4	1	52,000	52,000	-	-	-	-	-	-
2008-24	27	34	11	920	136	-	-	-	-	-	-	-	-
2008-25	59	10	10	607	25	-	-	-	-	-	-	-	-
2008-26	30	NR	NR	NR	NR	-	-	-	-	-	-	-	-
2008-27	20	27	11	545	36	-	-	-	-	-	-	-	-
2008-28	52	32	5	1,688	278	4,669	4,669	-	-	-	-	-	-
2008-29	30	39	5	1,162	4	4,669	4,669	-	-	-	-	-	-
2008-30	28	NR	NR	NR	NR	-	-	-	-	-	-	-	-
2008-31	29	20	7	578	92	183,788	183,788	3	-	-	-	-	-
2008-32	29	60	23	1,727	211	-	-	-	-	-	-	-	-

⁴ NI indicates never installed. I indicates installed but never used. NP indicates no prosecutor's report.

⁵ NR indicates not reported or could not be determined.

⁶ Motions: G = Granted, D = Denied, P = Pending.

* The first four digits of the A.O. number represent the year in which the wiretap was terminated. Wiretaps that were terminated prior to 2008 were not reported previously because they were part of ongoing investigations.

**TABLE B-1
STATE NEW YORK**

CALENDAR YEAR 2008

**REPORT BY JUDGES OF COURT-AUTHORIZED INTERCEPTS OF WIRE, ORAL, OR ELECTRONIC COMMUNICATIONS
PURSUANT TO 18 U.S.C. 2519**

A.O. Number *	Authorizing Official		Offense Specified	Intercept		Date of Application	Authorized Length		
	Judge	Prosecutor ¹		Type ²	Location ³		Original Order (Days)	Number of Extensions	Total Length (Days)
NYC SPECIAL NARCOTICS BUREAU (CONTINUED)									
2008-33	ALLEN	MORGENTHAU	NARCOTICS	WC	D	03/14/2008	30	1	60
2008-34	ALLEN	MORGENTHAU	NARCOTICS	WC	D	03/18/2008	30	0	30
2008-35	ALLEN	MORGENTHAU	NARCOTICS	WC	D	03/18/2008	30	0	30
2008-36	ALLEN	MORGENTHAU	NARCOTICS	OM	O	03/19/2008	30	3	120
2008-37	ALLEN	MORGENTHAU	NARCOTICS	WC	D	03/27/2008	30	2	90
2008-38	WETZEL	MORGENTHAU	NARCOTICS	WC	D	03/27/2008	30	1	60
2008-39	WETZEL	KINDLER	NARCOTICS	WC	D	03/28/2008	30	0	30
2008-40	WETZEL	MORGENTHAU	NARCOTICS	WC	D	04/08/2008	30	0	30
2008-41	WETZEL	MORGENTHAU	NARCOTICS	WC	D	04/08/2008	30	0	30
2008-42	WETZEL	MORGENTHAU	NARCOTICS	WC	D	04/08/2008	30	0	30
2008-43	ALLEN	MORGENTHAU	NARCOTICS	WC	D	04/11/2008	30	0	30
2008-44	ALLEN	MORGENTHAU	NARCOTICS	WC	D	04/11/2008	30	0	30
2008-45	ALLEN	MORGENTHAU	NARCOTICS	WC	D	04/11/2008	30	0	30
2008-46	ALLEN	MORGENTHAU	NARCOTICS	WC	D	04/25/2008	30	1	60
2008-47	ALLEN	MORGENTHAU	NARCOTICS	WC	D	04/25/2008	30	0	30
2008-48	ALLEN	MORGENTHAU	NARCOTICS	WC	D	04/28/2008	30	3	120
2008-49	ALLEN	MORGENTHAU	NARCOTICS	WC	D	04/30/2008	30	0	30
2008-50	ALLEN	MORGENTHAU	NARCOTICS	WC	D	05/08/2008	30	1	60
2008-51	ALLEN	MORGENTHAU	NARCOTICS	WC	D	05/09/2008	30	1	60
2008-52	ALLEN	MORGENTHAU	NARCOTICS	WC	D	05/13/2008	30	0	30
2008-53	WETZEL	MORGENTHAU	NARCOTICS	WC	D	05/15/2008	30	0	30
2008-54	ALLEN	MORGENTHAU	NARCOTICS	WC	D	05/19/2008	30	0	30
2008-55	ALLEN	MORGENTHAU	NARCOTICS	WC	D	05/19/2008	30	1	60
2008-56	WETZEL	MORGENTHAU	NARCOTICS	WC	D	05/23/2008	30	2	90
2008-57	ALLEN	MORGENTHAU	NARCOTICS	WC	D	05/27/2008	30	0	30
2008-58	ALLEN	MORGENTHAU	NARCOTICS	WC	D	05/27/2008	30	0	30
2008-59	ALLEN	MORGENTHAU	NARCOTICS	WC	D	05/30/2008	30	1	60
2008-60	WETZEL	MORGENTHAU	NARCOTICS	WC	D	05/30/2008	30	0	30
2008-61	ALLEN	MORGENTHAU	NARCOTICS	WC	D	06/03/2008	30	1	60
2008-62	ALLEN	MORGENTHAU	NARCOTICS	WC	D	06/04/2008	30	0	30
2008-63	ALLEN	MORGENTHAU	NARCOTICS	WC	D	06/05/2008	30	0	30
2008-64	ALLEN	MORGENTHAU	NARCOTICS	WC	D	06/05/2008	30	0	30
2008-65	ALLEN	MORGENTHAU	NARCOTICS	WC	D	06/05/2008	30	0	30

¹ The prosecuting official authorized the filing of the application under provisions of the state's statute. (See Table 1 for this state's statutory citation.)

² Type: WC = Cellular or Mobile Telephone (Wire), WS = Standard Telephone (Wire), WO = Other (Wire), OM = Microphone (Oral), OO = Other (Oral), ED = Digital Pager (Electronic), EE = Computer or E-Mail (Electronic), EF = Fax Machine (Electronic), EO = Other (Electronic).

³ Location: D = Portable Device, H = Personal Residence, B = Business, A = Public Area, O = Other Location, R = Roving (Relaxed Specification Order), N = Not Specified.

* The first four digits of the A.O. number represent the year in which the wiretap was terminated. Wiretaps that were terminated prior to 2008 were not reported previously because they were part of ongoing investigations.

TABLE B-1
STATE NEW YORK

CALENDAR YEAR 2008

REPORT BY PROSECUTORS OF COURT-AUTHORIZED INTERCEPTS OF WIRE, ORAL, OR ELECTRONIC COMMUNICATIONS
PURSUANT TO 18 U.S.C. 2519

A.O. Number *	Number Of Days in Oper- ation ⁴	Average Inter- cepts per Day	Number of ⁵			Costs		Number of					
			Persons Inter- cepted	Intercepts	Incrim- inating Intercepts	Total Cost in \$	Other Than Manpower in \$	Arrests	Trials	Motions to Suppress Intercepts ⁶			Persons Con- victed
										G	D	P	
NYC SPECIAL NARCOTICS BUREAU (CONTINUED)													
2008-33	59	118	50	6,956	1,447	-	-	-	-	-	-	-	-
2008-34	18	24	20	423	20	-	-	-	-	-	-	-	-
2008-35	30	4	2	125	2	15,262	15,262	-	-	-	-	-	-
2008-36	115	2	NR	234	37	-	-	-	-	-	-	-	-
2008-37	67	3	6	198	44	-	-	-	-	-	-	-	-
2008-38	37	2	5	78	22	6,567	6,567	-	-	-	-	-	-
2008-39	15	61	20	921	75	-	-	-	-	-	-	-	-
2008-40	21	40	2	840	43	11,070	11,070	-	-	-	-	-	-
2008-41	17	24	2	404	10	-	-	-	-	-	-	-	-
2008-42	4	2	1	7	1	-	-	-	-	-	-	-	-
2008-43	29	1	1	21	1	132,333	132,333	-	-	-	-	-	-
2008-44	5	30	3	150	5	-	-	-	-	-	-	-	-
2008-45	5	18	5	91	10	15,789	15,789	4	-	-	-	-	-
2008-46	36	16	9	581	125	-	-	-	-	-	-	-	-
2008-47	29	1	-	15	-	-	-	-	-	-	-	-	-
2008-48	120	4	10	440	83	67,372	67,372	-	-	-	-	-	-
2008-49	17	16	12	272	51	-	-	-	-	-	-	-	-
2008-50	58	13	25	732	45	115,133	115,133	2	1	-	-	-	-
2008-51	37	21	19	765	232	-	-	-	-	-	-	-	-
2008-52	21	27	21	565	218	-	-	-	-	-	-	-	-
2008-53	26	14	15	376	86	-	-	-	-	-	-	-	-
2008-54	30	62	6	1,872	115	-	-	-	-	-	-	-	-
2008-55	53	102	464	5,420	13	40,562	40,562	-	-	-	-	-	-
2008-56	75	24	19	1,777	223	-	-	-	-	-	-	-	-
2008-57	17	7	6	125	31	-	-	-	-	-	-	-	-
2008-58	2	32	2	63	10	-	-	-	-	-	-	-	-
2008-59	60	67	43	3,999	613	-	-	-	-	-	-	-	-
2008-60	28	54	24	1,515	361	-	-	-	-	-	-	-	-
2008-61	60	38	27	2,266	553	-	-	-	-	-	-	-	-
2008-62	9	14	5	123	79	148,886	148,886	-	-	-	-	-	-
2008-63	27	4	2	100	2	-	-	-	-	-	-	-	-
2008-64	27	20	25	540	100	13,172	13,172	-	-	-	-	-	-
2008-65	27	16	14	428	78	-	-	-	-	-	-	-	-

⁴ NI indicates never installed. I indicates installed but never used. NP indicates no prosecutor's report.

⁵ NR indicates not reported or could not be determined.

⁶ Motions: G = Granted, D = Denied, P = Pending.

* The first four digits of the A.O. number represent the year in which the wiretap was terminated. Wiretaps that were terminated prior to 2008 were not reported previously because they were part of ongoing investigations.

TABLE B-1
STATE NEW YORK

CALENDAR YEAR 2008

**REPORT BY JUDGES OF COURT-AUTHORIZED INTERCEPTS OF WIRE, ORAL, OR ELECTRONIC COMMUNICATIONS
PURSUANT TO 18 U.S.C. 2519**

A.O. Number *	Authorizing Official		Offense Specified	Intercept		Date of Application	Authorized Length		
	Judge	Prosecutor ¹		Type ²	Location ³		Original Order (Days)	Number of Extensions	Total Length (Days)
NYC SPECIAL NARCOTICS BUREAU (CONTINUED)									
2008-66	BARTLEY	MORGENTHAU	NARCOTICS	WC	D	06/06/2008	30	0	30
2008-67	WETZEL	MORGENTHAU	NARCOTICS	WS	D	06/13/2008	30	0	30
2008-68	ALLEN	MORGENTHAU	NARCOTICS	WC	D	06/13/2008	30	1	60
2008-69	ALLEN	MORGENTHAU	NARCOTICS	WC	D	06/18/2008	30	0	30
2008-70	ALLEN	MORGENTHAU	NARCOTICS	WC	D	07/01/2008	30	0	30
2008-71	ALLEN	MORGENTHAU	NARCOTICS	WC	D	07/02/2008	30	0	30
2008-72	ALLEN	MORGENTHAU	NARCOTICS	EO	O	07/02/2008	30	0	30
2008-73	ALLEN	MORGENTHAU	NARCOTICS	WC	D	07/15/2008	30	0	30
2008-74	ALLEN	MORGENTHAU	NARCOTICS	WC	D	07/22/2008	30	0	30
2008-75	ALLEN	MORGENTHAU	NARCOTICS	WC	D	07/22/2008	30	0	30
2008-76	ALLEN	MORGENTHAU	NARCOTICS	WC	D	07/24/2008	30	1	60
2008-77	ALLEN	MORGENTHAU	NARCOTICS	WC	D	07/24/2008	30	0	30
2008-78	ALLEN	MORGENTHAU	NARCOTICS	WC	D	07/24/2008	30	0	30
2008-79	ALLEN	MORGENTHAU	NARCOTICS	WC	D	07/25/2008	30	0	30
2008-80	ALLEN	MORGENTHAU	NARCOTICS	WC	D	07/31/2008	30	0	30
2008-81	ALLEN	MORGENTHAU	NARCOTICS	WC	D	07/31/2008	30	0	30
2008-82	WETZEL	MORGENTHAU	NARCOTICS	WC	D	07/31/2008	30	0	30
2008-83	WITTNER	MORGENTHAU	NARCOTICS	WC	D	08/22/2008	30	0	30
2008-84	WITTNER	MORGENTHAU	NARCOTICS	WC	D	08/22/2008	30	0	30
2008-85	ALLEN	MORGENTHAU	NARCOTICS	WC	D	08/26/2008	30	0	30
2008-86	WETZEL	MORGENTHAU	NARCOTICS	WC	D	09/02/2008	30	0	30
2008-87	ALLEN	MORGENTHAU	NARCOTICS	WC	D	09/05/2008	30	0	30
2008-88	ALLEN	MORGENTHAU	NARCOTICS	WC	D	09/18/2008	30	0	30
2008-89	ALLEN	MORGENTHAU	NARCOTICS	WC	D	09/26/2008	30	0	30
2008-90	WETZEL	MORGENTHAU	NARCOTICS	WC	D	09/30/2008	30	0	30
2008-91	ALLEN	MORGENTHAU	NARCOTICS	WC	D	10/09/2008	30	0	30
2008-92	WETZEL	MORGENTHAU	NARCOTICS	WC	D	10/17/2008	30	1	60
2008-93	WETZEL	MORGENTHAU	NARCOTICS	WS	H	10/20/2008	30	2	90
2008-94	WETZEL	MORGENTHAU	NARCOTICS	WC	D	10/20/2008	30	2	90
2008-95	ALLEN	MORGENTHAU	NARCOTICS	WC	D	11/03/2008	30	2	90
2008-96	ALLEN	MORGENTHAU	NARCOTICS	WC	D	11/03/2008	30	0	30
2008-97	ALLEN	MORGENTHAU	NARCOTICS	WC	D	11/05/2008	30	0	30
2008-98	ALLEN	MORGENTHAU	NARCOTICS	WC	D	11/12/2008	30	0	30

¹ The prosecuting official authorized the filing of the application under provisions of the state's statute. (See Table 1 for this state's statutory citation.)

² Type: WC = Cellular or Mobile Telephone (Wire), WS = Standard Telephone (Wire), WO = Other (Wire), OM = Microphone (Oral), OO = Other (Oral), ED = Digital Pager (Electronic), EE = Computer or E-Mail (Electronic), EF = Fax Machine (Electronic), EO = Other (Electronic).

³ Location: D = Portable Device, H = Personal Residence, B = Business, A = Public Area, O = Other Location, R = Roving (Relaxed Specification Order), N = Not Specified.

* The first four digits of the A.O. number represent the year in which the wiretap was terminated. Wiretaps that were terminated prior to 2008 were not reported previously because they were part of ongoing investigations.

TABLE B-1
STATE NEW YORK

CALENDAR YEAR 2008

**REPORT BY PROSECUTORS OF COURT-AUTHORIZED INTERCEPTS OF WIRE, ORAL, OR ELECTRONIC COMMUNICATIONS
PURSUANT TO 18 U.S.C. 2519**

A.O. Number *	Number Of Days in Oper- ation ⁴	Average Inter- cepts per Day	Number of ⁵			Costs		Number of					
			Persons Inter- cepted	Intercepts	Incrim- inating Intercepts	Total Cost in \$	Other Than Manpower in \$	Arrests	Trials	Motions to Suppress Intercepts ⁶			Persons Con- victed
										G	D	P	
NYC SPECIAL NARCOTICS BUREAU (CONTINUED)													
2008-66	30	NR	NR	NR	NR	-	-	-	-	-	-	-	-
2008-67	24	1	1	25	1	66,667	66,667	1	-	-	-	-	-
2008-68	50	42	19	2,123	537	74,833	74,833	-	-	-	-	-	-
2008-69	28	24	20	664	100	4,867	4,867	-	-	-	-	-	-
2008-70	30	5	7	150	7	-	-	-	-	-	-	-	-
2008-71	30	136	85	4,076	787	-	-	-	-	-	-	-	-
2008-72	NP	-	-	-	-	-	-	-	-	-	-	-	-
2008-73	NI	-	-	-	-	-	-	-	-	-	-	-	-
2008-74	30	1	-	40	-	-	-	-	-	-	-	-	-
2008-75	30	66	19	1,994	19	14,904	14,904	-	-	-	-	-	-
2008-76	49	83	33	4,044	969	-	-	-	-	-	-	-	-
2008-77	30	1	2	39	2	-	-	-	-	-	-	-	-
2008-78	30	12	16	354	16	-	-	-	-	-	-	-	-
2008-79	28	5	16	149	16	47,563	47,563	-	-	-	-	-	-
2008-80	29	-	-	8	-	-	-	-	-	-	-	-	-
2008-81	29	16	11	471	147	-	-	-	-	-	-	-	-
2008-82	7	68	9	479	35	-	-	-	-	-	-	-	-
2008-83	18	13	4	238	131	-	-	-	-	-	-	-	-
2008-84	18	49	20	889	209	-	-	-	-	-	-	-	-
2008-85	15	8	9	114	9	11,612	11,612	2	-	-	-	-	-
2008-86	17	23	5	392	30	-	-	-	-	-	-	-	-
2008-87	4	114	13	454	131	-	-	-	-	-	-	-	-
2008-88	30	8	12	248	67	154,321	154,321	-	-	-	-	-	-
2008-89	28	16	15	443	51	-	-	-	-	-	-	-	-
2008-90	30	12	13	375	57	-	-	-	-	-	-	-	-
2008-91	30	22	15	656	186	-	-	-	-	-	-	-	-
2008-92	60	83	64	4,967	609	-	-	-	-	-	-	-	-
2008-93	90	63	81	5,649	237	-	-	-	-	-	-	-	-
2008-94	90	37	55	3,349	359	-	-	-	-	-	-	-	-
2008-95	61	44	52	2,701	389	-	-	-	-	-	-	-	-
2008-96	30	58	113	1,755	113	-	-	-	-	-	-	-	-
2008-97	10	20	10	202	32	-	-	-	-	-	-	-	-
2008-98	30	161	36	4,830	1,269	-	-	-	-	-	-	-	-

⁴ NI indicates never installed. I indicates installed but never used. NP indicates no prosecutor's report.

⁵ NR indicates not reported or could not be determined.

⁶ Motions: G = Granted, D = Denied, P = Pending.

* The first four digits of the A.O. number represent the year in which the wiretap was terminated. Wiretaps that were terminated prior to 2008 were not reported previously because they were part of ongoing investigations.

TABLE B-1
STATE NEW YORK

CALENDAR YEAR 2008

**REPORT BY JUDGES OF COURT-AUTHORIZED INTERCEPTS OF WIRE, ORAL, OR ELECTRONIC COMMUNICATIONS
PURSUANT TO 18 U.S.C. 2519**

A.O. Number *	Authorizing Official		Offense Specified	Intercept		Date of Application	Authorized Length		
	Judge	Prosecutor ¹		Type ²	Location ³		Orig-inal Order (Days)	Num-ber of Exten-sions	Total Length (Days)
NYC SPECIAL NARCOTICS BUREAU (CONTINUED)									
2008-99	ALLEN	MORGENTHAU	NARCOTICS	WC	D	11/20/2008	30	1	60
2008-100	ALLEN	MORGENTHAU	NARCOTICS	WC	D	11/21/2008	30	0	30
2008-101	WETZEL	MORGENTHAU	NARCOTICS	WC	D	12/02/2008	30	1	60
ONONDAGA									
2008-1	WALSH	FITZPATRICK	NARCOTICS	WC	D	03/13/2008	30	3	120
2008-2	WALSH	FITZPATRICK	NARCOTICS	WC	D	05/27/2008	30	2	90
2008-3	WALSH	FITZPATRICK	NARCOTICS	WC,WS	D,H	06/16/2008	30	4	150
ONTARIO									
2007-1	DORAN	TANTILIO	MURDER	OM	O	06/10/2007	30	0	30
QUEENS									
2008-1	MCDONALD	BROWN	THEFT	WC	D	02/06/2007	30	18	540
2008-2	MCDONALD	BROWN	THEFT	WC	D	04/26/2007	30	9	300
2008-3	MCDONALD	BROWN	THEFT	WC	D	05/22/2007	30	10	330
2008-4	MCDONALD	BROWN	THEFT	EE	D	05/22/2007	30	1	60
2008-5	MCDONALD	BROWN	THEFT	WC	D	06/20/2007	30	9	300
2008-6	MCDONALD	BROWN	LARCENY	WC	D	07/09/2007	30	8	270
2008-7	MCGANN	BROWN	NARCOTICS	WC	D	08/22/2007	8	6	188
2008-8	MCGANN	BROWN	NARCOTICS	WC	D	08/22/2007	16	7	226
2008-9	ROSENGARTEN	BROWN	NARCOTICS	WC	D	08/31/2007	30	7	240
2008-10	MCDONALD	BROWN	THEFT	WC	D	09/13/2007	30	0	30
2008-11	MCDONALD	BROWN	THEFT	WC	D	09/13/2007	30	4	150
2008-12	MCDONALD	BROWN	THEFT	WC	D	09/25/2007	30	6	210
2008-13	MCDONALD	BROWN	THEFT	WC	D	09/25/2007	30	6	210
2008-14	MCDONALD	BROWN	GAMBLING	WC	D	09/25/2007	30	3	120
2008-15	MCGANN	BROWN	NARCOTICS	WC	D	09/27/2007	8	5	158
2008-16	MCGANN	BROWN	NARCOTICS	WC	D	09/27/2007	8	15	458
2008-17	MCGANN	BROWN	NARCOTICS	WC	D	10/11/2007	7	5	157
2008-18	MCDONALD	BROWN	THEFT	WC	D	10/12/2007	30	5	180
2008-19	MCDONALD	BROWN	GAMBLING	WC	D	10/18/2007	30	3	97
2008-20	MCDONALD	BROWN	GAMBLING	WS	H	10/18/2007	30	3	97
2008-21	MCGANN	BROWN	LARCENY	OM	B	10/18/2007	30	5	166
2008-22	ROSENGARTEN	BROWN	NARCOTICS	WC	D	10/26/2007	30	7	210

¹ The prosecuting official authorized the filing of the application under provisions of the state's statute. (See Table 1 for this state's statutory citation.)

² Type: WC = Cellular or Mobile Telephone (Wire), WS = Standard Telephone (Wire), WO = Other (Wire), OM = Microphone (Oral), OO = Other (Oral), ED = Digital Pager (Electronic), EE = Computer or E-Mail (Electronic), EF = Fax Machine (Electronic), EO = Other (Electronic).

³ Location: D = Portable Device, H = Personal Residence, B = Business, A = Public Area, O = Other Location, R = Roving (Relaxed Specification Order), N = Not Specified.

* The first four digits of the A.O. number represent the year in which the wiretap was terminated. Wiretaps that were terminated prior to 2008 were not reported previously because they were part of ongoing investigations.

TABLE B-1
STATE NEW YORK

CALENDAR YEAR 2008

**REPORT BY PROSECUTORS OF COURT-AUTHORIZED INTERCEPTS OF WIRE, ORAL, OR ELECTRONIC COMMUNICATIONS
PURSUANT TO 18 U.S.C. 2519**

A.O. Number *	Number Of Days in Oper- ation ⁴	Average Inter- cepts per Day	Number of ⁵			Costs		Number of						
			Persons Inter- cepted	Intercepts	Incrim- inating Intercepts	Total Cost in \$	Other Than Manpower in \$	Arrests	Trials	Motions to Suppress Intercepts ⁶			Persons Con- victed	
										G	D	P		
NYC SPECIAL NARCOTICS BUREAU (CONTINUED)														
2008-99	31	6	4	189	22	-	-	-	-	-	-	-	-	
2008-100	28	18	10	491	52	-	-	-	-	-	-	-	-	
2008-101	30	26	12	790	46	-	-	-	-	-	-	-	-	
ONONDAGA														
2008-1	120	271	60	32,528	2,448	226,200	31,000	-	-	-	-	-	-	
2008-2	84	93	176	7,778	2,036	207,288	10,600	13	-	-	-	-	-	
2008-3	147	44	198	6,421	1,573	178,626	17,400	29	-	-	-	-	-	
ONTARIO														
2007-1	3	1	2	3	3	800	200	2	1	1	-	-	2	
QUEENS														
2008-1	529	38	235	20,051	19,982	106,600	105,800	38	-	-	-	-	33	
2008-2	290	33	163	9,582	9,003	58,800	58,000	RELATED TO NO. 2008-1						
2008-3	294	4	64	1,149	864	59,600	58,800	RELATED TO NO. 2008-1						
2008-4	I	-	-	-	-	-	-	-	-	-	-	-	-	
2008-5	291	19	83	5,539	5,499	59,000	58,200	RELATED TO NO. 2008-1						
2008-6	249	87	387	21,541	1,395	49,800	24,900	57	-	-	-	-	-	
2008-7	168	30	32	5,040	3,888	33,600	16,800	RELATED TO NO. 2007-246						
2008-8	205	29	106	6,012	4,598	41,000	20,500	RELATED TO NO. 2007-246						
2008-9	217	20	20	4,300	220	43,400	21,700	RELATED TO NO. 2007-261						
2008-10	I	-	-	-	-	3,000	2,200	-	-	-	-	-	-	
2008-11	150	5	162	799	750	33,400	32,600	RELATED TO NO. 2008-1						
2008-12	198	4	42	830	791	40,400	39,600	RELATED TO NO. 2008-1						
2008-13	195	6	69	1,163	1,102	39,800	39,000	RELATED TO NO. 2008-1						
2008-14	114	33	68	3,742	482	22,800	11,400	-	-	-	-	-	-	
2008-15	119	31	28	3,632	2,009	23,800	11,900	RELATED TO NO. 2007-246						
2008-16	420	37	103	15,690	11,098	84,000	42,000	RELATED TO NO. 2007-246						
2008-17	155	20	20	3,098	2,007	31,000	15,500	RELATED TO NO. 2007-246						
2008-18	164	17	84	2,776	2,741	33,600	32,800	RELATED TO NO. 2008-1						
2008-19	90	38	37	3,380	420	18,000	9,000	-	-	-	-	-	-	
2008-20	90	38	23	3,434	60	18,000	9,000	-	-	-	-	-	-	
2008-21	148	1	10	102	41	29,600	14,800	RELATED TO NO. 2008-6						
2008-22	168	18	11	3,100	120	33,600	16,800	-	-	-	-	-	-	

⁴ NI indicates never installed. I indicates installed but never used. NP indicates no prosecutor's report.

⁵ NR indicates not reported or could not be determined.

⁶ Motions: G = Granted, D = Denied, P = Pending.

* The first four digits of the A.O. number represent the year in which the wiretap was terminated. Wiretaps that were terminated prior to 2008 were not reported previously because they were part of ongoing investigations.

TABLE B-1
STATE NEW YORK

CALENDAR YEAR 2008

**REPORT BY JUDGES OF COURT-AUTHORIZED INTERCEPTS OF WIRE, ORAL, OR ELECTRONIC COMMUNICATIONS
PURSUANT TO 18 U.S.C. 2519**

A.O. Number *	Authorizing Official		Offense Specified	Intercept		Date of Application	Authorized Length		
	Judge	Prosecutor ¹		Type ²	Location ³		Original Order (Days)	Number of Extensions	Total Length (Days)
QUEENS (CONTINUED)									
2008-23	MCGANN	BROWN	NARCOTICS	WC	D	11/01/2007	30	3	120
2008-24	MCGANN	BROWN	NARCOTICS	WC	D	11/01/2007	30	3	120
2008-25	ROSENGARTEN	BROWN	NARCOTICS	WC	D	11/01/2007	30	5	150
2008-26	ROSENGARTEN	BROWN	NARCOTICS	WC	D	11/01/2007	30	3	90
2008-27	MCDONALD	BROWN	NARCOTICS	WC	D	11/01/2007	30	5	180
2008-28	MCDONALD	BROWN	NARCOTICS	WC	D	11/01/2007	30	3	120
2008-29	MCDONALD	BROWN	MURDER	WC	D	11/18/2007	30	1	60
2008-30	MCDONALD	BROWN	MURDER	WC	D	11/18/2007	30	1	60
2008-31	MCDONALD	BROWN	GAMBLING	WC	D	11/20/2007	30	7	240
2008-32	MCDONALD	BROWN	THEFT	WC	D	11/26/2007	30	3	120
2008-33	MCDONALD	BROWN	THEFT	WC	D	11/26/2007	30	3	101
2008-34	MCDONALD	BROWN	NARCOTICS	WC	D	11/26/2007	30	4	150
2008-35	MCGANN	BROWN	NARCOTICS	WC	D	11/29/2007	30	2	90
2008-36	MCGANN	BROWN	NARCOTICS	WC	D	11/29/2007	30	3	120
2008-37	MCGANN	BROWN	NARCOTICS	WC	D	11/29/2007	30	1	60
2008-38	MCDONALD	BROWN	NARCOTICS	WC	D	11/29/2007	30	1	60
2008-39	MCDONALD	BROWN	NARCOTICS	WC	D	11/29/2007	30	2	90
2008-40	MCGANN	BROWN	LARCENY	WC	D	11/30/2007	30	4	150
2008-41	MCDONALD	BROWN	MURDER	WO	H	12/02/2007	6	1	36
2008-42	MCDONALD	BROWN	THEFT	WC	D	12/05/2007	30	3	120
2008-43	MCDONALD	BROWN	THEFT	WC	D	12/05/2007	30	2	90
2008-44	MCGANN	BROWN	NARCOTICS	WC	D	12/06/2007	15	0	13
2008-45	MCDONALD	BROWN	GAMBLING	WC	D	12/10/2007	10	8	250
2008-46	MCDONALD	BROWN	MURDER	WC	D	12/12/2007	6	1	36
2008-47	BUCHTER	BROWN	GAMBLING	WC	D	12/17/2007	30	0	30
2008-48	MCGANN	BROWN	NARCOTICS	WC	D	12/19/2007	30	0	30
2008-49	MCGANN	BROWN	NARCOTICS	WC	D	12/19/2007	30	1	60
2008-50	MCGANN	BROWN	NARCOTICS	WC	D	12/19/2007	30	2	90
2008-51	ROSENGARTEN	BROWN	NARCOTICS	WC	D	12/20/2007	30	1	60
2008-52	MCDONALD	BROWN	NARCOTICS	WC	D	12/20/2007	30	6	180
2008-53	MCDONALD	BROWN	NARCOTICS	WC	D	12/20/2007	30	0	30
2008-54	MCGANN	BROWN	NARCOTICS	WC	D	01/09/2008	30	0	30

¹ The prosecuting official authorized the filing of the application under provisions of the state's statute. (See Table 1 for this state's statutory citation.)

² Type: WC = Cellular or Mobile Telephone (Wire), WS = Standard Telephone (Wire), WO = Other (Wire), OM = Microphone (Oral), OO = Other (Oral), ED = Digital Pager (Electronic), EE = Computer or E-Mail (Electronic), EF = Fax Machine (Electronic), EO = Other (Electronic).

³ Location: D = Portable Device, H = Personal Residence, B = Business, A = Public Area, O = Other Location, R = Roving (Relaxed Specification Order), N = Not Specified.

* The first four digits of the A.O. number represent the year in which the wiretap was terminated. Wiretaps that were terminated prior to 2008 were not reported previously because they were part of ongoing investigations.

TABLE B-1
STATE NEW YORK

CALENDAR YEAR 2008

**REPORT BY PROSECUTORS OF COURT-AUTHORIZED INTERCEPTS OF WIRE, ORAL, OR ELECTRONIC COMMUNICATIONS
PURSUANT TO 18 U.S.C. 2519**

A.O. Number *	Number Of Days in Oper- ation ⁴	Average Inter- cepts per Day	Number of ⁵			Costs		Number of						
			Persons Inter- cepted	Intercepts	Incrim- inating Intercepts	Total Cost in \$	Other Than Manpower in \$	Arrests	Trials	Motions to Suppress Intercepts ⁶			Persons Con- victed	
										G	D	P		
QUEENS (CONTINUED)														
2008-23	105	21	31	2,215	1,609	21,000	10,500	RELATED TO NO. 2007-246						
2008-24	105	4	18	407	280	21,000	10,500	RELATED TO NO. 2007-246						
2008-25	132	26	52	3,432	924	26,400	13,200	8	-	-	-	-	8	
2008-26	75	26	37	1,950	448	82,500	7,500	RELATED TO NO. 2008-25						
2008-27	125	63	23	7,870	6,296	25,000	12,500	1	-	-	-	-	1	
2008-28	105	50	17	5,246	4,197	21,000	10,500	RELATED TO NO. 2008-27						
2008-29	53	27	31	1,415	9	10,600	5,300	1	-	-	1	-	-	
2008-30	53	28	23	1,486	11	10,600	5,300	RELATED TO NO. 2008-29						
2008-31	225	8	35	1,747	453	45,000	22,500	-	-	-	-	-	-	
2008-32	115	11	71	1,297	994	23,800	23,000	RELATED TO NO. 2008-1						
2008-33	101	24	24	2,474	2,009	21,000	20,200	RELATED TO NO. 2008-1						
2008-34	105	79	24	8,325	6,650	21,000	10,500	2	-	-	-	-	-	
2008-35	77	5	15	378	240	15,400	7,700	RELATED TO NO. 2007-246						
2008-36	106	26	29	2,708	1,508	21,200	10,600	RELATED TO NO. 2007-246						
2008-37	49	12	28	603	477	9,800	4,900	RELATED TO NO. 2007-246						
2008-38	49	63	24	3,070	2,456	9,800	4,900	-	-	-	-	-	-	
2008-39	77	112	14	8,623	6,898	15,400	7,700	-	-	-	-	-	-	
2008-40	133	6	34	796	80	26,600	13,300	RELATED TO NO. 2008-6						
2008-41	28	33	33	928	-	5,600	2,800	RELATED TO NO. 2008-29						
2008-42	120	10	78	1,204	1,184	25,600	24,800	RELATED TO NO. 2008-1						
2008-43	90	34	51	3,060	2,989	19,600	18,800	RELATED TO NO. 2008-1						
2008-44	I	-	-	-	-	-	-	-	-	-	-	-	-	
2008-45	233	2	22	391	201	46,600	23,300	-	-	-	-	-	-	
2008-46	28	15	16	431	-	5,600	2,800	RELATED TO NO. 2008-29						
2008-47	30	NR	NR	NR	NR	6,000	3,000	-	-	-	-	-	-	
2008-48	29	11	13	328	247	5,800	2,900	RELATED TO NO. 2007-246						
2008-49	57	12	18	712	588	11,400	5,700	RELATED TO NO. 2007-246						
2008-50	86	17	28	1,458	1,201	17,200	8,600	RELATED TO NO. 2007-246						
2008-51	57	1	3	50	10	11,400	5,700	-	-	-	-	-	-	
2008-52	180	39	109	7,037	302	38,000	19,000	7	-	-	-	-	2	
2008-53	22	15	30	330	5	4,400	2,200	RELATED TO NO. 2008-52						
2008-54	8	2	4	19	10	1,600	800	RELATED TO NO. 2007-246						

⁴ NI indicates never installed. I indicates installed but never used. NP indicates no prosecutor's report.

⁵ NR indicates not reported or could not be determined.

⁶ Motions: G = Granted, D = Denied, P = Pending.

* The first four digits of the A.O. number represent the year in which the wiretap was terminated. Wiretaps that were terminated prior to 2008 were not reported previously because they were part of ongoing investigations.

TABLE B-1
STATE NEW YORK

CALENDAR YEAR 2008

**REPORT BY JUDGES OF COURT-AUTHORIZED INTERCEPTS OF WIRE, ORAL, OR ELECTRONIC COMMUNICATIONS
PURSUANT TO 18 U.S.C. 2519**

A.O. Number *	Authorizing Official		Offense Specified	Intercept		Date of Application	Authorized Length		
	Judge	Prosecutor ¹		Type ²	Location ³		Original Order (Days)	Number of Extensions	Total Length (Days)
QUEENS (CONTINUED)									
2008-55	MCGANN	BROWN	NARCOTICS	WC	D	01/09/2008	30	0	30
2008-56	MCGANN	BROWN	NARCOTICS	WC	D	01/09/2008	30	0	30
2008-57	MCDONALD	BROWN	NARCOTICS	WC	D	01/10/2008	30	5	180
2008-58	ROSENGARTEN	BROWN	NARCOTICS	WC	D	01/14/2008	30	1	57
2008-59	MCDONALD	BROWN	NARCOTICS	WC	D	01/17/2008	30	1	60
2008-60	MCDONALD	BROWN	GAMBLING	WC	D	01/17/2008	30	0	30
2008-61	MCDONALD	BROWN	GAMBLING	WC	D	01/17/2008	30	0	30
2008-62	MCDONALD	BROWN	GAMBLING	WC	D	01/17/2008	30	5	180
2008-63	MCDONALD	BROWN	GAMBLING	WC	D	01/17/2008	30	1	60
2008-64	MCDONALD	BROWN	GAMBLING	WC	D	01/17/2008	30	0	30
2008-65	MCDONALD	BROWN	GAMBLING	WS	H	01/17/2008	30	0	30
2008-66	MCDONALD	BROWN	GAMBLING	WC	D	01/17/2008	30	7	240
2008-67	MCGANN	BROWN	NARCOTICS	WC	D	01/30/2008	30	0	30
2008-68	MCGANN	BROWN	NARCOTICS	WC	D	01/31/2008	18	0	18
2008-69	MCGANN	BROWN	NARCOTICS	WC	D	01/31/2008	30	1	60
2008-70	MCGANN	BROWN	NARCOTICS	WC	D	02/03/2008	30	1	60
2008-71	MCDONALD	BROWN	NARCOTICS	WC	D	02/04/2008	30	0	30
2008-72	MCDONALD	BROWN	NARCOTICS	WC	D	02/04/2008	30	0	30
2008-73	MCGANN	BROWN	NARCOTICS	WC	D	02/04/2008	30	0	30
2008-74	MCGANN	BROWN	NARCOTICS	WC	D,H,B	02/04/2008	30	0	30
2008-75	MCGANN	BROWN	LARCENY	WC	D	02/06/2008	30	10	311
2008-76	MCDONALD	BROWN	NARCOTICS	WC	D	02/08/2008	30	0	30
2008-77	ROSENGARTEN	BROWN	NARCOTICS	WC	D	02/13/2008	30	0	30
2008-78	MCGANN	BROWN	NARCOTICS	WC	D	02/14/2008	30	0	30
2008-79	MCGANN	BROWN	NARCOTICS	WC	D	02/14/2008	30	0	30
2008-80	MCGANN	BROWN	NARCOTICS	WC	D	02/14/2008	30	1	60
2008-81	MCGANN	BROWN	NARCOTICS	WC	D	02/14/2008	30	0	30
2008-82	MCDONALD	BROWN	NARCOTICS	WC	D	02/14/2008	30	0	30
2008-83	MCDONALD	BROWN	NARCOTICS	WC	D	02/14/2008	30	0	30
2008-84	MCDONALD	BROWN	NARCOTICS	WC	D	02/14/2008	30	0	30
2008-85	ROSENGARTEN	BROWN	NARCOTICS	WC	D	02/15/2008	30	2	90
2008-86	MCDONALD	BROWN	GAMBLING	WC	D	02/15/2008	30	0	30

¹ The prosecuting official authorized the filing of the application under provisions of the state's statute. (See Table 1 for this state's statutory citation.)

² Type: WC = Cellular or Mobile Telephone (Wire), WS = Standard Telephone (Wire), WO = Other (Wire), OM = Microphone (Oral), OO = Other (Oral), ED = Digital Pager (Electronic), EE = Computer or E-Mail (Electronic), EF = Fax Machine (Electronic), EO = Other (Electronic).

³ Location: D = Portable Device, H = Personal Residence, B = Business, A = Public Area, O = Other Location, R = Roving (Relaxed Specification Order), N = Not Specified.

* The first four digits of the A.O. number represent the year in which the wiretap was terminated. Wiretaps that were terminated prior to 2008 were not reported previously because they were part of ongoing investigations.

TABLE B-1
STATE NEW YORK

CALENDAR YEAR 2008

**REPORT BY PROSECUTORS OF COURT-AUTHORIZED INTERCEPTS OF WIRE, ORAL, OR ELECTRONIC COMMUNICATIONS
PURSUANT TO 18 U.S.C. 2519**

A.O. Number *	Number Of Days in Oper- ation ⁴	Average Inter- cepts per Day	Number of ⁵			Costs		Number of					
			Persons Inter- cepted	Intercepts	Incrim- inating Intercepts	Total Cost in \$	Other Than Manpower in \$	Arrests	Trials	Motions to Suppress Intercepts ⁶			Persons Con- victed
										G	D	P	
QUEENS (CONTINUED)													
2008-55	8	5	7	37	23	1,600	800	RELATED TO NO. 2007-246					
2008-56	8	4	6	28	19	1,600	800	RELATED TO NO. 2007-246					
2008-57	146	41	53	6,032	1,023	29,200	14,600	-	-	-	-	-	-
2008-58	57	26	38	1,482	624	11,400	5,700	RELATED TO NO. 2008-25					
2008-59	56	2	4	116	93	11,200	5,600	-	-	-	-	-	-
2008-60	29	30	57	873	24	5,800	2,900	-	-	-	-	-	-
2008-61	29	8	19	227	8	5,800	2,900	-	-	-	-	-	-
2008-62	168	14	41	2,293	483	33,600	16,800	-	-	-	-	-	-
2008-63	56	3	25	173	40	11,200	5,600	-	-	-	-	-	-
2008-64	29	79	50	2,300	1,100	5,800	2,900	-	-	-	-	-	-
2008-65	29	81	25	2,350	800	5,800	2,900	-	-	-	-	-	-
2008-66	224	29	100	6,600	2,050	246,400	22,400	-	-	-	-	-	-
2008-67	30	4	12	131	14	18,000	18,000	-	-	-	-	-	-
2008-68	17	11	12	187	150	3,400	1,700	RELATED TO NO. 2007-246					
2008-69	49	33	94	1,610	93	40,000	4,000	-	-	-	-	-	-
2008-70	60	6	70	356	89	20,620	2,000	-	-	-	-	-	-
2008-71	28	3	8	87	67	5,600	2,800	-	-	-	-	-	-
2008-72	28	-	3	11	2	5,600	2,800	-	-	-	-	-	-
2008-73	29	21	24	615	29	20,000	2,000	-	-	-	-	-	-
2008-74	30	-	8	9	5	19,400	1,400	-	-	-	-	-	-
2008-75	285	61	154	17,468	1,127	57,000	28,500	RELATED TO NO. 2008-6					
2008-76	29	14	35	402	5	5,800	2,900	RELATED TO NO. 2008-52					
2008-77	27	26	23	702	144	5,400	2,700	RELATED TO NO. 2008-25					
2008-78	29	10	16	302	228	5,800	2,900	RELATED TO NO. 2007-246					
2008-79	29	12	18	357	297	5,800	2,900	RELATED TO NO. 2007-246					
2008-80	56	5	12	282	208	11,200	5,600	RELATED TO NO. 2007-246					
2008-81	29	6	13	177	142	2,900	-	RELATED TO NO. 2007-246					
2008-82	28	4	7	126	87	5,600	2,800	3	-	-	-	-	-
2008-83	28	3	8	87	67	5,600	2,800	-	-	-	-	-	-
2008-84	28	-	3	11	2	5,600	2,800	-	-	-	-	-	-
2008-85	77	3	7	250	30	15,400	7,700	2	-	-	-	-	2
2008-86	27	32	34	851	33	5,400	2,700	-	-	-	-	-	-

⁴ NI indicates never installed. I indicates installed but never used. NP indicates no prosecutor's report.

⁵ NR indicates not reported or could not be determined.

⁶ Motions: G = Granted, D = Denied, P = Pending.

* The first four digits of the A.O. number represent the year in which the wiretap was terminated. Wiretaps that were terminated prior to 2008 were not reported previously because they were part of ongoing investigations.

TABLE B-1
STATE NEW YORK

CALENDAR YEAR 2008

**REPORT BY JUDGES OF COURT-AUTHORIZED INTERCEPTS OF WIRE, ORAL, OR ELECTRONIC COMMUNICATIONS
PURSUANT TO 18 U.S.C. 2519**

A.O. Number *	Authorizing Official		Offense Specified	Intercept		Date of Application	Authorized Length		
	Judge	Prosecutor ¹		Type ²	Location ³		Original Order (Days)	Number of Extensions	Total Length (Days)
QUEENS (CONTINUED)									
2008-87	MCDONALD	BROWN	GAMBLING	WS	H	02/15/2008	30	8	270
2008-88	MCDONALD	BROWN	GAMBLING	WS	H	02/15/2008	30	1	60
2008-89	MCGANN	BROWN	LARCENY	WC	D	02/15/2008	30	1	60
2008-90	MCDONALD	BROWN	GAMBLING	WC	D	02/22/2008	30	5	180
2008-91	MCDONALD	BROWN	GAMBLING	WC	D	02/22/2008	30	1	60
2008-92	MCDONALD	BROWN	THEFT	WC	D	02/23/2008	30	5	180
2008-93	MCGANN	BROWN	LARCENY	EF	B	03/06/2008	30	4	130
2008-94	MCGANN	BROWN	LARCENY	EF	B	03/06/2008	30	4	130
2008-95	MCDONALD	BROWN	NARCOTICS	WC	D	03/07/2008	30	0	30
2008-96	MCDONALD	BROWN	GAMBLING	WC	D	03/11/2008	15	0	15
2008-97	MCDONALD	BROWN	NARCOTICS	WC	D	03/13/2008	30	0	30
2008-98	MCDONALD	BROWN	NARCOTICS	WC	D	03/13/2008	30	0	30
2008-99	MCDONALD	BROWN	NARCOTICS	WC	D	03/13/2008	30	0	30
2008-100	MCDONALD	BROWN	GAMBLING	WC	D	03/13/2008	30	0	30
2008-101	MCDONALD	BROWN	GAMBLING	WC	D	03/13/2008	30	0	30
2008-102	MCDONALD	BROWN	LARCENY	WC	D	03/13/2008	30	1	60
2008-103	MCGANN	BROWN	NARCOTICS	WC	D	03/14/2008	30	1	60
2008-104	MCGANN	BROWN	NARCOTICS	WC	D	03/14/2008	30	0	30
2008-105	MCGANN	BROWN	NARCOTICS	WC	D	03/14/2008	30	1	60
2008-106	MCGANN	BROWN	NARCOTICS	WC	D	03/14/2008	30	0	30
2008-107	MCGANN	BROWN	NARCOTICS	WC	D	03/14/2008	30	2	90
2008-108	MCGANN	BROWN	NARCOTICS	WC	D	03/14/2008	30	0	30
2008-109	MCGANN	BROWN	NARCOTICS	WC	D	03/14/2008	30	0	30
2008-110	MCGANN	BROWN	NARCOTICS	WC	D	03/14/2008	30	0	30
2008-111	MCGANN	BROWN	NARCOTICS	WC	D	03/14/2008	30	0	30
2008-112	MCGANN	BROWN	NARCOTICS	WC	D	03/14/2008	30	0	30
2008-113	ROSENGARTEN	BROWN	NARCOTICS	WC	D	03/14/2008	30	0	30
2008-114	MCGANN	BROWN	GAMBLING	WC	D	03/25/2008	30	4	150
2008-115	MCGANN	BROWN	NARCOTICS	WC	D	04/03/2008	7	1	37
2008-116	MCDONALD	BROWN	NARCOTICS	WC	D	04/03/2008	30	1	60
2008-117	MCGANN	BROWN	LARCENY	WC	D	04/03/2008	30	1	60
2008-118	KNOPF	BROWN	NARCOTICS	WC	D	04/03/2008	30	2	90

¹ The prosecuting official authorized the filing of the application under provisions of the state's statute. (See Table 1 for this state's statutory citation.)

² Type: WC = Cellular or Mobile Telephone (Wire), WS = Standard Telephone (Wire), WO = Other (Wire), OM = Microphone (Oral), OO = Other (Oral), ED = Digital Pager (Electronic), EE = Computer or E-Mail (Electronic), EF = Fax Machine (Electronic), EO = Other (Electronic).

³ Location: D = Portable Device, H = Personal Residence, B = Business, A = Public Area, O = Other Location, R = Roving (Relaxed Specification Order), N = Not Specified.

* The first four digits of the A.O. number represent the year in which the wiretap was terminated. Wiretaps that were terminated prior to 2008 were not reported previously because they were part of ongoing investigations.

TABLE B-1
STATE NEW YORK

CALENDAR YEAR 2008

**REPORT BY PROSECUTORS OF COURT-AUTHORIZED INTERCEPTS OF WIRE, ORAL, OR ELECTRONIC COMMUNICATIONS
PURSUANT TO 18 U.S.C. 2519**

A.O. Number *	Number Of Days in Oper- ation ⁴	Average Inter- cepts per Day	Number of ⁵			Costs		Number of					
			Persons Inter- cepted	Intercepts	Incrim- inating Intercepts	Total Cost in \$	Other Than Manpower in \$	Arrests	Trials	Motions to Suppress Intercepts ⁶			Persons Con- victed
										G	D	P	
QUEENS (CONTINUED)													
2008-87	252	32	150	8,100	4,600	50,400	25,200	-	-	-	-	-	-
2008-88	56	7	20	400	200	11,200	5,600	-	-	-	-	-	-
2008-89	56	3	12	177	21	11,200	5,600	RELATED TO NO. 2008-6					
2008-90	155	68	185	10,500	8,500	31,000	15,500	-	-	-	-	-	-
2008-91	57	19	57	1,100	255	11,400	5,700	-	-	-	-	-	-
2008-92	174	22	69	3,804	3,784	35,600	34,800	RELATED TO NO. 2008-1					
2008-93	118	5	12	590	317	23,600	11,800	RELATED TO NO. 2008-6					
2008-94	36	NR	NR	NR	NR	7,200	3,600	RELATED TO NO. 2008-6					
2008-95	27	-	2	10	1	5,400	2,700	RELATED TO NO. 2008-52					
2008-96	11	1	3	12	1	2,200	1,100	-	-	-	-	-	-
2008-97	28	-	3	9	2	5,600	2,800	-	-	-	-	-	-
2008-98	28	-	2	7	2	5,600	2,800	-	-	-	-	-	-
2008-99	28	-	2	6	3	5,600	2,800	-	-	-	-	-	-
2008-100	30	1	16	44	19	6,000	3,000	-	-	-	-	-	-
2008-101	30	43	47	1,285	604	6,000	3,000	-	-	-	-	-	-
2008-102	56	62	50	3,473	257	11,200	5,600	RELATED TO NO. 2008-6					
2008-103	55	11	19	627	502	11,000	5,500	RELATED TO NO. 2007-246					
2008-104	27	15	28	402	298	5,400	2,700	RELATED TO NO. 2007-246					
2008-105	55	7	16	377	299	11,000	5,500	RELATED TO NO. 2007-246					
2008-106	27	14	25	379	301	5,400	2,700	RELATED TO NO. 2007-246					
2008-107	82	12	34	980	816	16,400	8,200	RELATED TO NO. 2007-246					
2008-108	27	16	18	425	366	5,400	2,700	RELATED TO NO. 2007-246					
2008-109	27	15	28	408	324	5,400	2,700	RELATED TO NO. 2007-246					
2008-110	11	17	12	189	140	2,200	1,100	RELATED TO NO. 2007-246					
2008-111	11	28	8	311	156	2,200	1,100	RELATED TO NO. 2007-246					
2008-112	11	22	12	242	108	2,200	1,100	RELATED TO NO. 2007-246					
2008-113	21	NR	NR	NR	NR	2,121	21	-	-	-	-	-	-
2008-114	126	79	155	10,000	8,100	25,200	12,600	-	-	-	-	-	-
2008-115	35	11	17	402	340	7,000	3,500	RELATED TO NO. 2007-246					
2008-116	50	16	15	801	52	10,000	5,000	RELATED TO NO. 2008-52					
2008-117	36	118	43	4,232	3,157	7,200	3,600	-	-	-	-	-	-
2008-118	84	29	262	2,415	1,983	16,800	8,400	2	-	-	-	-	1

⁴ NI indicates never installed. I indicates installed but never used. NP indicates no prosecutor's report.

⁵ NR indicates not reported or could not be determined.

⁶ Motions: G = Granted, D = Denied, P = Pending.

* The first four digits of the A.O. number represent the year in which the wiretap was terminated. Wiretaps that were terminated prior to 2008 were not reported previously because they were part of ongoing investigations.

TABLE B-1
STATE NEW YORK

CALENDAR YEAR 2008

**REPORT BY JUDGES OF COURT-AUTHORIZED INTERCEPTS OF WIRE, ORAL, OR ELECTRONIC COMMUNICATIONS
PURSUANT TO 18 U.S.C. 2519**

A.O. Number *	Authorizing Official		Offense Specified	Intercept		Date of Application	Authorized Length		
	Judge	Prosecutor ¹		Type ²	Location ³		Original Order (Days)	Number of Extensions	Total Length (Days)
QUEENS (CONTINUED)									
2008-119	KNOPF	BROWN	NARCOTICS	WC	D	04/03/2008	30	2	90
2008-120	KNOPF	BROWN	NARCOTICS	WC	D	04/08/2008	30	2	90
2008-121	MCGANN	BROWN	NARCOTICS	WC	D	04/10/2008	30	0	30
2008-122	MCGANN	BROWN	NARCOTICS	WC	D	04/10/2008	30	0	30
2008-123	MCGANN	BROWN	NARCOTICS	WC	D	04/10/2008	30	0	30
2008-124	MCDONALD	BROWN	NARCOTICS	WC	D	04/10/2008	30	1	53
2008-125	ROSENGARTEN	BROWN	NARCOTICS	WC	D	04/11/2008	30	1	60
2008-126	MCDONALD	BROWN	GAMBLING	WC	D	04/23/2008	30	3	120
2008-127	MCDONALD	BROWN	GAMBLING	WC	D	04/23/2008	30	0	30
2008-128	MCDONALD	BROWN	GAMBLING	WC	D	04/29/2008	12	3	102
2008-129	KNOPF	BROWN	NARCOTICS	WC	D	05/01/2008	30	1	60
2008-130	MCDONALD	BROWN	GAMBLING	WC	D	05/01/2008	30	3	112
2008-131	MCGANN	BROWN	NARCOTICS	WC	D	05/08/2008	30	3	120
2008-132	MCGANN	BROWN	LARCENY	WC	D	05/08/2008	30	2	83
2008-133	KNOPF	BROWN	NARCOTICS	WC	D	05/08/2008	30	0	30
2008-134	KNOPF	BROWN	NARCOTICS	WC	D	05/08/2008	30	0	30
2008-135	MCGANN	BROWN	LARCENY	WC	D	05/12/2008	30	0	30
2008-136	MCDONALD	BROWN	GAMBLING	WC	D	05/19/2008	30	1	48
2008-137	MCDONALD	BROWN	GAMBLING	WS	H	05/19/2008	18	1	48
2008-138	MCGANN	BROWN	NARCOTICS	WC	D	05/22/2008	15	1	45
2008-139	MCGANN	BROWN	NARCOTICS	WC	D	05/22/2008	15	6	195
2008-140	MCGANN	BROWN	NARCOTICS	WC	D	05/22/2008	30	0	30
2008-141	KNOPF	BROWN	NARCOTICS	WC	D	05/29/2008	30	0	30
2008-142	KNOPF	BROWN	NARCOTICS	WC	D	05/29/2008	30	0	30
2008-143	MCGANN	BROWN	NARCOTICS	WC	D	06/04/2008	30	2	90
2008-144	MCGANN	BROWN	NARCOTICS	WC	D	06/04/2008	30	3	120
2008-145	MCGANN	BROWN	NARCOTICS	WC	D	06/04/2008	30	0	30
2008-146	MCGANN	BROWN	NARCOTICS	WC	D	06/04/2008	30	1	60
2008-147	MCGANN	BROWN	LARCENY	EE	N	06/05/2008	30	0	30
2008-148	MCGANN	BROWN	LARCENY	EE	N	06/05/2008	30	2	90
2008-149	MCGANN	BROWN	NARCOTICS	WC	D	06/11/2008	30	4	143
2008-150	MCGANN	BROWN	NARCOTICS	WC	D	06/11/2008	23	0	23

¹ The prosecuting official authorized the filing of the application under provisions of the state's statute. (See Table 1 for this state's statutory citation.)

² Type: WC = Cellular or Mobile Telephone (Wire), WS = Standard Telephone (Wire), WO = Other (Wire), OM = Microphone (Oral), OO = Other (Oral), ED = Digital Pager (Electronic), EE = Computer or E-Mail (Electronic), EF = Fax Machine (Electronic), EO = Other (Electronic).

³ Location: D = Portable Device, H = Personal Residence, B = Business, A = Public Area, O = Other Location, R = Roving (Relaxed Specification Order), N = Not Specified.

* The first four digits of the A.O. number represent the year in which the wiretap was terminated. Wiretaps that were terminated prior to 2008 were not reported previously because they were part of ongoing investigations.

TABLE B-1
STATE NEW YORK

CALENDAR YEAR 2008

**REPORT BY PROSECUTORS OF COURT-AUTHORIZED INTERCEPTS OF WIRE, ORAL, OR ELECTRONIC COMMUNICATIONS
PURSUANT TO 18 U.S.C. 2519**

A.O. Number *	Number Of Days in Oper- ation ⁴	Average Inter- cepts per Day	Number of ⁵			Costs		Number of						
			Persons Inter- cepted	Intercepts	Incrim- inating Intercepts	Total Cost in \$	Other Than Manpower in \$	Arrests	Trials	Motions to Suppress Intercepts ⁶			Persons Con- victed	
										G	D	P		
QUEENS (CONTINUED)														
2008-119	84	27	197	2,276	1,767	16,800	8,400	RELATED TO NO. 2008-118						
2008-120	79	23	206	1,846	1,560	15,800	7,900	RELATED TO NO. 2008-118						
2008-121	28	13	28	366	290	5,600	2,800	RELATED TO NO. 2007-246						
2008-122	28	10	9	277	200	5,600	2,800	RELATED TO NO. 2007-246						
2008-123	28	15	20	422	318	5,600	2,800	RELATED TO NO. 2007-246						
2008-124	49	11	10	553	55	9,800	4,900	RELATED TO NO. 2008-52						
2008-125	40	4	25	150	40	8,000	4,000	4	-	-	-	-	-	4
2008-126	97	77	92	7,505	4,009	19,400	9,700	-	-	-	-	-	-	-
2008-127	28	32	57	885	795	5,600	2,800	-	-	-	-	-	-	-
2008-128	101	10	32	1,014	161	20,200	10,100	-	-	-	-	-	-	-
2008-129	36	27	84	972	861	7,200	3,600	RELATED TO NO. 2008-118						
2008-130	89	34	117	3,025	2,983	17,800	8,900	-	-	-	-	-	-	-
2008-131	111	20	34	2,220	1,309	22,000	11,000	RELATED TO NO. 2007-246						
2008-132	74	98	83	7,283	5,362	14,800	7,400	-	-	-	-	-	-	-
2008-133	21	23	44	489	312	4,200	2,100	RELATED TO NO. 2008-118						
2008-134	21	19	61	394	320	4,200	2,100	RELATED TO NO. 2008-118						
2008-135	29	113	34	3,264	356	5,800	2,900	-	-	-	-	-	-	-
2008-136	43	5	15	200	40	8,600	4,300	-	-	-	-	-	-	-
2008-137	43	3	40	130	40	8,600	4,300	-	-	-	-	-	-	-
2008-138	40	11	28	446	380	8,000	4,000	RELATED TO NO. 2007-246						
2008-139	182	29	42	5,221	2,890	36,400	18,200	RELATED TO NO. 2007-246						
2008-140	13	4	4	54	37	2,600	1,300	RELATED TO NO. 2007-246						
2008-141	8	21	57	165	133	1,600	800	RELATED TO NO. 2008-118						
2008-142	28	31	75	868	746	5,600	2,800	RELATED TO NO. 2008-118						
2008-143	84	15	19	1,227	906	16,800	8,400	RELATED TO NO. 2007-246						
2008-144	113	25	45	2,780	2,003	124,300	113,000	RELATED TO NO. 2007-246						
2008-145	28	18	23	501	380	5,600	2,800	RELATED TO NO. 2007-246						
2008-146	55	7	24	399	267	11,000	5,500	RELATED TO NO. 2007-246						
2008-147	26	-	-	-	-	5,200	2,600	RELATED TO NO. 2008-6						
2008-148	83	-	3	16	1	16,600	8,300	RELATED TO NO. 2008-6						
2008-149	134	12	37	1,628	1,202	26,800	13,400	RELATED TO NO. 2007-246						
2008-150	21	23	20	477	308	4,200	2,100	RELATED TO NO. 2007-246						

⁴ NI indicates never installed. I indicates installed but never used. NP indicates no prosecutor's report.

⁵ NR indicates not reported or could not be determined.

⁶ Motions: G = Granted, D = Denied, P = Pending.

* The first four digits of the A.O. number represent the year in which the wiretap was terminated. Wiretaps that were terminated prior to 2008 were not reported previously because they were part of ongoing investigations.

TABLE B-1
STATE NEW YORK

CALENDAR YEAR 2008

**REPORT BY JUDGES OF COURT-AUTHORIZED INTERCEPTS OF WIRE, ORAL, OR ELECTRONIC COMMUNICATIONS
PURSUANT TO 18 U.S.C. 2519**

A.O. Number *	Authorizing Official		Offense Specified	Intercept		Date of Application	Authorized Length		
	Judge	Prosecutor ¹		Type ²	Location ³		Original Order (Days)	Number of Extensions	Total Length (Days)
QUEENS (CONTINUED)									
2008-151	MCGANN	BROWN	NARCOTICS	WC	D	06/11/2008	23	0	23
2008-152	MCDONALD	BROWN	GAMBLING	WC	D	06/16/2008	30	1	50
2008-153	MCDONALD	BROWN	GAMBLING	WC	D	06/19/2008	30	0	30
2008-154	MCDONALD	BROWN	GAMBLING	WS	H	06/23/2008	13	1	43
2008-155	MCDONALD	BROWN	GAMBLING	WC	D	06/23/2008	13	2	73
2008-156	MCGANN	BROWN	LARCENY	WC	D	06/26/2008	30	1	60
2008-157	MCGANN	BROWN	NARCOTICS	WC	D	07/02/2008	30	0	30
2008-158	MCGANN	BROWN	NARCOTICS	WC	D	07/02/2008	30	0	30
2008-159	MCGANN	BROWN	NARCOTICS	WC	D	07/02/2008	30	0	30
2008-160	MCGANN	BROWN	NARCOTICS	WC	D	07/02/2008	30	0	30
2008-161	MCGANN	BROWN	NARCOTICS	WC	D	07/02/2008	30	1	60
2008-162	MCGANN	BROWN	NARCOTICS	WC	D	07/02/2008	30	0	30
2008-163	MCGANN	BROWN	NARCOTICS	WC	D	07/02/2008	30	1	60
2008-164	MCGANN	BROWN	NARCOTICS	WC	D	07/02/2008	30	1	60
2008-165	MCDONALD	BROWN	GAMBLING	WC	D	07/02/2008	30	1	60
2008-166	MCDONALD	BROWN	GAMBLING	WC	D	07/02/2008	30	0	30
2008-167	KNOPF	BROWN	NARCOTICS	WC	D	07/06/2008	30	0	30
2008-168	MCDONALD	BROWN	GAMBLING	WC	D	07/17/2008	30	0	30
2008-169	MCGANN	BROWN	NARCOTICS	WC	D	07/29/2008	30	0	30
2008-170	MCGANN	BROWN	NARCOTICS	WC	D	07/29/2008	30	1	60
2008-171	MCGANN	BROWN	NARCOTICS	WC	D	07/29/2008	30	2	90
2008-172	MCGANN	BROWN	NARCOTICS	WC	D	07/29/2008	30	1	60
2008-173	MCGANN	BROWN	NARCOTICS	WC	D	07/29/2008	30	1	60
2008-174	MCGANN	BROWN	NARCOTICS	WC	D	07/29/2008	30	0	30
2008-175	MCDONALD	BROWN	GAMBLING	WC	D	07/30/2008	30	2	90
2008-176	MCDONALD	BROWN	GAMBLING	WC	D	07/30/2008	30	0	30
2008-177	MCDONALD	BROWN	GAMBLING	WC	D	07/30/2008	30	0	30
2008-178	MCGANN	BROWN	NARCOTICS	WC	D	08/27/2008	10	0	10
2008-179	MCGANN	BROWN	NARCOTICS	WC	D	08/27/2008	30	0	30
2008-180	MCGANN	BROWN	NARCOTICS	WC	D	08/27/2008	30	1	60
2008-181	MCGANN	BROWN	NARCOTICS	WC	D	08/27/2008	30	1	60
2008-182	MCGANN	BROWN	NARCOTICS	WC	D	08/27/2008	30	1	60
2008-183	MCGANN	BROWN	NARCOTICS	WC	D	08/27/2008	30	0	30

¹ The prosecuting official authorized the filing of the application under provisions of the state's statute. (See Table 1 for this state's statutory citation.)

² Type: WC = Cellular or Mobile Telephone (Wire), WS = Standard Telephone (Wire), OM = Other (Wire), OM = Microphone (Oral), OO = Other (Oral), ED = Digital Pager (Electronic), EE = Computer or E-Mail (Electronic), EF = Fax Machine (Electronic), EO = Other (Electronic).

³ Location: D = Portable Device, H = Personal Residence, B = Business, A = Public Area, O = Other Location, R = Roving (Relaxed Specification Order), N = Not Specified.

* The first four digits of the A.O. number represent the year in which the wiretap was terminated. Wiretaps that were terminated prior to 2008 were not reported previously because they were part of ongoing investigations.

TABLE B-1
STATE NEW YORK

CALENDAR YEAR 2008

REPORT BY PROSECUTORS OF COURT-AUTHORIZED INTERCEPTS OF WIRE, ORAL, OR ELECTRONIC COMMUNICATIONS
PURSUANT TO 18 U.S.C. 2519

A.O. Number *	Number Of Days in Oper- ation ⁴	Average Inter- cepts per Day	Number of ⁵			Costs		Number of					
			Persons Inter- cepted	Intercepts	Incrim- inating Intercepts	Total Cost in \$	Other Than Manpower in \$	Arrests	Trials	Motions to Suppress Intercepts ⁶			Persons Con- victed
										G	D	P	
QUEENS (CONTINUED)													
2008-151	21	17	8	362	203	4,200	2,100	RELATED TO NO. 2007-246					
2008-152	43	3	34	119	33	8,600	4,300	-	-	-	-	-	-
2008-153	27	23	53	625	155	5,400	2,700	-	-	-	-	-	-
2008-154	37	9	50	350	150	7,400	3,700	-	-	-	-	-	-
2008-155	66	24	50	1,600	300	13,200	6,600	-	-	-	-	-	-
2008-156	58	129	37	7,467	4,622	11,600	5,800	-	-	-	-	-	-
2008-157	27	15	28	404	312	5,400	2,700	RELATED TO NO. 2007-246					
2008-158	27	18	24	477	290	5,400	2,700	RELATED TO NO. 2007-246					
2008-159	27	10	12	277	190	5,400	2,700	RELATED TO NO. 2007-246					
2008-160	27	17	29	462	301	5,400	2,700	RELATED TO NO. 2007-246					
2008-161	56	16	34	899	707	11,200	5,600	RELATED TO NO. 2007-246					
2008-162	27	15	29	415	288	5,400	2,700	RELATED TO NO. 2007-246					
2008-163	56	14	40	790	509	11,200	5,600	RELATED TO NO. 2007-246					
2008-164	37	16	23	610	494	7,400	3,700	RELATED TO NO. 2007-246					
2008-165	57	8	36	471	166	11,400	5,700	-	-	-	-	-	-
2008-166	28	5	41	151	13	5,600	2,800	-	-	-	-	-	-
2008-167	30	-	2	10	-	6,000	3,000	-	-	-	-	-	-
2008-168	12	3	17	32	5	2,400	1,200	-	-	-	-	-	-
2008-169	7	7	11	47	30	1,400	700	RELATED TO NO. 2007-246					
2008-170	57	12	36	711	566	11,400	5,700	RELATED TO NO. 2007-246					
2008-171	86	12	40	1,017	782	17,200	8,600	RELATED TO NO. 2007-246					
2008-172	58	13	18	779	502	11,600	5,800	RELATED TO NO. 2007-246					
2008-173	58	10	26	602	488	11,600	5,800	RELATED TO NO. 2007-246					
2008-174	29	16	19	462	287	5,800	2,900	RELATED TO NO. 2007-246					
2008-175	86	33	52	2,852	413	17,200	8,600	-	-	-	-	-	-
2008-176	28	32	150	900	15	5,600	2,800	-	-	-	-	-	-
2008-177	28	50	150	1,400	230	5,600	2,800	-	-	-	-	-	-
2008-178	9	11	6	96	62	1,800	900	RELATED TO NO. 2007-246					
2008-179	29	12	16	345	256	5,800	2,900	RELATED TO NO. 2007-246					
2008-180	57	11	30	612	488	11,400	5,700	RELATED TO NO. 2007-246					
2008-181	57	11	22	604	180	11,400	5,700	RELATED TO NO. 2007-246					
2008-182	57	8	13	460	288	11,400	5,700	RELATED TO NO. 2007-246					
2008-183	29	16	28	459	393	5,800	2,900	RELATED TO NO. 2007-246					

⁴ NI indicates never installed. I indicates installed but never used. NP indicates no prosecutor's report.

⁵ NR indicates not reported or could not be determined.

⁶ Motions: G = Granted, D = Denied, P = Pending.

* The first four digits of the A.O. number represent the year in which the wiretap was terminated. Wiretaps that were terminated prior to 2008 were not reported previously because they were part of ongoing investigations.

TABLE B-1
STATE NEW YORK

CALENDAR YEAR 2008

REPORT BY JUDGES OF COURT-AUTHORIZED INTERCEPTS OF WIRE, ORAL, OR ELECTRONIC COMMUNICATIONS
PURSUANT TO 18 U.S.C. 2519

A.O. Number *	Authorizing Official		Offense Specified	Intercept		Date of Application	Authorized Length		
	Judge	Prosecutor ¹		Type ²	Location ³		Original Order (Days)	Number of Extensions	Total Length (Days)
QUEENS (CONTINUED)									
2008-184	MCDONALD	BROWN	GAMBLING	WC	D	08/28/2008	30	0	30
2008-185	MCGANN	BROWN	GAMBLING	WC	D	08/28/2008	30	0	30
2008-186	MCGANN	BROWN	LARCENY	WC	D	08/28/2008	30	0	30
2008-187	MCGANN	BROWN	LARCENY	WC	D	08/28/2008	30	0	30
2008-188	MCGANN	BROWN	NARCOTICS	WC	D	09/25/2008	30	0	30
2008-189	MCGANN	BROWN	NARCOTICS	WC	D	09/25/2008	30	0	30
2008-190	MCGANN	BROWN	NARCOTICS	WC	D	09/25/2008	30	1	60
2008-191	MCGANN	BROWN	LARCENY	WC	D	09/25/2008	30	1	60
2008-192	MCDONALD	BROWN	GAMBLING	WC	D	09/26/2008	30	0	30
2008-193	MCGANN	BROWN	NARCOTICS	WC	D	10/14/2008	10	1	40
2008-194	MCGANN	BROWN	NARCOTICS	WC	D	10/23/2008	30	0	30
2008-195	MCGANN	BROWN	NARCOTICS	WC	D	10/23/2008	30	0	30
2007-235	MCDONALD	BROWN	THEFT	WC	D	02/06/2007	30	2	90
2007-236	MCDONALD	BROWN	THEFT	WC	D	02/06/2007	30	2	90
2007-237	MCDONALD	BROWN	THEFT	WC	D	02/28/2007	30	0	30
2007-238	MCDONALD	BROWN	THEFT	WC	D	02/28/2007	30	0	30
2007-239	MCDONALD	BROWN	THEFT	WC	D	03/15/2007	30	0	30
2007-240	MCDONALD	BROWN	THEFT	WC	D	03/15/2007	30	0	30
2007-241	MCDONALD	BROWN	THEFT	WC	D	03/15/2007	30	1	60
2007-242	MCDONALD	BROWN	THEFT	WC	D	03/15/2007	30	2	90
2007-243	MCDONALD	BROWN	THEFT	WC	D	03/15/2007	30	3	120
2007-244	MCDONALD	BROWN	THEFT	WC	D	03/15/2007	30	9	283
2007-245	MCGANN	BROWN	NARCOTICS	WC	D	03/27/2007	30	1	60
2007-246	MCGANN	BROWN	NARCOTICS	WC	D	03/27/2007	30	3	120
2007-247	MCDONALD	BROWN	THEFT	WC	D	03/28/2007	30	0	30
2007-248	MCDONALD	BROWN	THEFT	WC	D	03/28/2007	30	3	120
2007-249	MCGANN	BROWN	NARCOTICS	WC	D	04/05/2007	15	0	15
2007-250	MCGANN	BROWN	NARCOTICS	WC	D	04/05/2007	15	2	75
2007-251	MCGANN	BROWN	NARCOTICS	WC	D	04/05/2007	15	2	75
2007-252	MCGANN	BROWN	NARCOTICS	WC	D	04/05/2007	15	2	75
2007-253	MCDONALD	BROWN	THEFT	WC	D	04/12/2007	30	0	30
2007-254	MCDONALD	BROWN	THEFT	WC	D	04/12/2007	30	0	30
2007-255	MCDONALD	BROWN	THEFT	WC	D	04/12/2007	30	0	30

¹ The prosecuting official authorized the filing of the application under provisions of the state's statute. (See Table 1 for this state's statutory citation.)

² Type: WC = Cellular or Mobile Telephone (Wire), WS = Standard Telephone (Wire), OM = Other (Wire), OM = Microphone (Oral), OO = Other (Oral), ED = Digital Pager (Electronic), EE = Computer or E-Mail (Electronic), EF = Fax Machine (Electronic), EO = Other (Electronic).

³ Location: D = Portable Device, H = Personal Residence, B = Business, A = Public Area, O = Other Location, R = Roving (Relaxed Specification Order), N = Not Specified.

* The first four digits of the A.O. number represent the year in which the wiretap was terminated. Wiretaps that were terminated prior to 2008 were not reported previously because they were part of ongoing investigations.

TABLE B-1
STATE NEW YORK

CALENDAR YEAR 2008

REPORT BY PROSECUTORS OF COURT-AUTHORIZED INTERCEPTS OF WIRE, ORAL, OR ELECTRONIC COMMUNICATIONS
PURSUANT TO 18 U.S.C. 2519

A.O. Number *	Number Of Days in Oper- ation ⁴	Average Inter- cepts per Day	Number of ⁵			Costs		Number of					
			Persons Inter- cepted	Intercepts	Incrim- inating Intercepts	Total Cost in \$	Other Than Manpower in \$	Arrests	Trials	Motions to Suppress Intercepts ⁶			Persons Con- victed
										G	D	P	
QUEENS (CONTINUED)													
2008-184	28	23	45	642	63	5,600	2,800	-	-	-	-	-	-
2008-185	28	5	15	150	20	5,600	2,800	-	-	-	-	-	-
2008-186	28	47	15	1,316	49	5,600	2,800	RELATED TO NO. 2008-6					
2008-187	28	217	33	6,075	55	5,600	2,800	RELATED TO NO. 2008-6					
2008-188	28	19	35	520	377	5,600	2,800	RELATED TO NO. 2007-246					
2008-189	28	22	28	624	403	5,600	2,800	RELATED TO NO. 2007-246					
2008-190	56	13	50	712	496	11,200	5,600	RELATED TO NO. 2007-246					
2008-191	53	53	23	2,832	148	12,600	6,300	RELATED TO NO. 2008-6					
2008-192	29	27	21	772	129	5,800	2,900	-	-	-	-	-	-
2008-193	37	12	12	451	322	7,400	3,700	RELATED TO NO. 2007-246					
2008-194	27	13	30	344	201	5,400	2,700	RELATED TO NO. 2007-246					
2008-195	27	11	12	298	102	5,400	2,700	RELATED TO NO. 2007-246					
2007-235	55	13	15	723	640	11,800	11,000	RELATED TO NO. 2008-1					
2007-236	55	8	35	438	430	11,800	11,000	RELATED TO NO. 2008-1					
2007-237	30	17	11	501	444	6,800	6,000	RELATED TO NO. 2008-1					
2007-238	30	8	5	247	233	6,800	6,000	RELATED TO NO. 2008-1					
2007-239	13	71	40	927	613	3,400	2,600	RELATED TO NO. 2008-1					
2007-240	13	2	2	23	18	3,400	2,600	RELATED TO NO. 2008-1					
2007-241	43	9	28	378	299	9,400	8,600	RELATED TO NO. 2008-1					
2007-242	69	21	25	1,430	524	14,600	13,800	RELATED TO NO. 2008-1					
2007-243	120	13	10	1,522	1,503	19,600	18,800	RELATED TO NO. 2008-1					
2007-244	279	12	166	3,483	3,003	56,600	55,800	RELATED TO NO. 2008-1					
2007-245	52	4	24	227	172	10,400	5,200	RELATED TO NO. 2007-246					
2007-246	109	11	43	1,211	892	32,700	21,800	25	-	-	-	-	25
2007-247	29	34	21	981	568	6,600	5,800	RELATED TO NO. 2008-1					
2007-248	113	17	46	1,953	1,839	26,800	26,000	RELATED TO NO. 2008-1					
2007-249	14	3	7	42	27	2,800	1,400	RELATED TO NO. 2007-246					
2007-250	68	7	32	477	322	13,600	6,800	RELATED TO NO. 2007-246					
2007-251	70	6	18	401	316	14,000	7,000	RELATED TO NO. 2007-246					
2007-252	70	4	22	290	254	14,000	7,000	RELATED TO NO. 2007-246					
2007-253	13	1	3	16	12	3,400	2,600	RELATED TO NO. 2008-1					
2007-254	14	2	5	31	29	3,600	2,800	RELATED TO NO. 2008-1					
2007-255	14	-	1	1	-	3,600	2,800	RELATED TO NO. 2008-1					

⁴ NI indicates never installed. I indicates installed but never used. NP indicates no prosecutor's report.

⁵ NR indicates not reported or could not be determined.

⁶ Motions: G = Granted, D = Denied, P = Pending.

* The first four digits of the A.O. number represent the year in which the wiretap was terminated. Wiretaps that were terminated prior to 2008 were not reported previously because they were part of ongoing investigations.

**TABLE B-1
STATE NEW YORK**

CALENDAR YEAR 2008

**REPORT BY JUDGES OF COURT-AUTHORIZED INTERCEPTS OF WIRE, ORAL, OR ELECTRONIC COMMUNICATIONS
PURSUANT TO 18 U.S.C. 2519**

A.O. Number *	Authorizing Official		Offense Specified	Intercept		Date of Application	Authorized Length		
	Judge	Prosecutor ¹		Type ²	Location ³		Original Order (Days)	Number of Extensions	Total Length (Days)
QUEENS (CONTINUED)									
2007-256	MCDONALD	BROWN	THEFT	WC	D	04/26/2007	30	0	30
2007-257	MCDONALD	BROWN	THEFT	WC	D	04/26/2007	30	2	60
2007-258	MCDONALD	BROWN	THEFT	WC	D	04/26/2007	30	1	60
2007-259	MCDONALD	BROWN	THEFT	WC	D	04/26/2007	30	2	90
2007-260	MCDONALD	BROWN	THEFT	WC	D	04/26/2007	30	3	120
2007-261	ROSENGARTEN	BROWN	NARCOTICS	WC	D	05/10/2007	30	7	240
2007-262	MCGANN	BROWN	NARCOTICS	WC	D	05/14/2007	30	0	30
2007-263	MCGANN	BROWN	NARCOTICS	WC	D	05/17/2007	30	1	60
2007-264	MCGANN	BROWN	NARCOTICS	WC	D	05/17/2007	30	1	60
2007-265	MCGANN	BROWN	NARCOTICS	WC	D	05/17/2007	30	1	60
2007-266	MCGANN	BROWN	NARCOTICS	WC	D	05/17/2007	30	1	60
2007-267	MCGANN	BROWN	NARCOTICS	WC	D	05/17/2007	30	1	60
2007-268	MCGANN	BROWN	NARCOTICS	WC	D	05/22/2007	30	0	30
2007-269	MCDONALD	BROWN	THEFT	WC	D	05/22/2007	30	1	60
2007-270	MCDONALD	BROWN	THEFT	WC	D	05/22/2007	30	1	60
2007-271	MCGANN	BROWN	NARCOTICS	WC	D	05/22/2007	30	1	60
2007-272	MCDONALD	BROWN	THEFT	WC	D	05/22/2007	30	2	90
2007-273	MCGANN	BROWN	NARCOTICS	WC	D	06/14/2007	30	0	30
2007-274	MCGANN	BROWN	NARCOTICS	WC	D	06/14/2007	30	1	60
2007-275	MCGANN	BROWN	NARCOTICS	WC	D	06/14/2007	30	1	60
2007-276	MCDONALD	BROWN	THEFT	WC	D	06/20/2007	30	2	74
2007-277	MCDONALD	BROWN	THEFT	WC	D	06/20/2007	30	3	120
2007-278	MCGANN	BROWN	NARCOTICS	WC	D	06/28/2007	15	1	45
2007-279	MCDONALD	BROWN	THEFT	WC	D	07/05/2007	30	1	60
2007-280	MCDONALD	BROWN	LARCENY	WC	D	07/09/2007	30	0	30
2007-281	MCDONALD	BROWN	THEFT	WC	D	08/02/2007	30	3	104
2007-282	MCDONALD	BROWN	THEFT	WC	D	08/02/2007	30	1	44
2007-283	ROSENGARTEN	BROWN	NARCOTICS	WC	D	08/03/2007	30	4	150
2007-284	MCDONALD	BROWN	THEFT	WC	D	08/05/2007	30	2	71
2007-285	MCDONALD	BROWN	LARCENY	WC	D	08/07/2007	30	0	30
2007-286	MCGANN	BROWN	NARCOTICS	WC	D	08/09/2007	30	1	60
2007-287	MCGANN	BROWN	NARCOTICS	WC	D	08/09/2007	30	3	120
2007-288	MCDONALD	BROWN	THEFT	WC	D	08/15/2007	30	1	44

¹ The prosecuting official authorized the filing of the application under provisions of the state's statute. (See Table 1 for this state's statutory citation.)

² Type: WC = Cellular or Mobile Telephone (Wire), WS = Standard Telephone (Wire), WO = Other (Wire), OM = Microphone (Oral), OO = Other (Oral), ED = Digital Pager (Electronic), EE = Computer or E-Mail (Electronic), EF = Fax Machine (Electronic), EO = Other (Electronic).

³ Location: D = Portable Device, H = Personal Residence, B = Business, A = Public Area, O = Other Location, R = Roving (Relaxed Specification Order), N = Not Specified.

* The first four digits of the A.O. number represent the year in which the wiretap was terminated. Wiretaps that were terminated prior to 2008 were not reported previously because they were part of ongoing investigations.

TABLE B-1
STATE NEW YORK

CALENDAR YEAR 2008

**REPORT BY PROSECUTORS OF COURT-AUTHORIZED INTERCEPTS OF WIRE, ORAL, OR ELECTRONIC COMMUNICATIONS
PURSUANT TO 18 U.S.C. 2519**

A.O. Number *	Number Of Days in Oper- ation ⁴	Average Inter- cepts per Day	Number of ⁵			Costs		Number of						
			Persons Inter- cepted	Intercepts	Incrim- inating Intercepts	Total Cost in \$	Other Than Manpower in \$	Arrests	Trials	Motions to Suppress Intercepts ⁶			Persons Con- victed	
										G	D	P		
QUEENS (CONTINUED)														
2007-256	26	102	18	2,650	139	6,000	5,200	RELATED TO NO. 2008-1						
2007-257	55	6	13	311	279	11,800	11,000	RELATED TO NO. 2008-1						
2007-258	54	15	35	819	788	11,600	10,800	RELATED TO NO. 2008-1						
2007-259	71	8	NR	564	NR	15,000	14,200	RELATED TO NO. 2008-1						
2007-260	112	12	23	1,364	1,207	23,200	22,400	RELATED TO NO. 2008-1						
2007-261	224	22	20	5,000	500	44,800	22,400	10	-	-	-	-	10	
2007-262	29	19	13	549	433	5,800	2,900	RELATED TO NO. 2007-246						
2007-263	57	12	56	690	488	11,400	5,700	RELATED TO NO. 2007-246						
2007-264	57	11	23	622	508	11,400	5,700	RELATED TO NO. 2007-246						
2007-265	57	12	22	702	577	11,400	5,700	RELATED TO NO. 2007-246						
2007-266	57	4	29	227	166	11,400	5,700	RELATED TO NO. 2007-246						
2007-267	57	11	32	622	506	11,400	5,700	RELATED TO NO. 2007-246						
2007-268	23	4	8	92	64	4,600	2,300	RELATED TO NO. 2007-246						
2007-269	41	4	1	175	1	9,000	8,200	RELATED TO NO. 2008-1						
2007-270	41	4	NR	175	NR	9,000	8,200	RELATED TO NO. 2008-1						
2007-271	52	19	26	988	601	10,400	5,200	RELATED TO NO. 2007-246						
2007-272	85	23	NR	1,970	NR	17,800	17,000	RELATED TO NO. 2008-1						
2007-273	29	4	11	102	70	5,800	2,900	RELATED TO NO. 2008-1						
2007-274	56	11	24	607	420	11,200	5,600	RELATED TO NO. 2007-246						
2007-275	56	13	32	721	503	11,200	5,600	RELATED TO NO. 2007-246						
2007-276	52	13	7	663	581	3,400	2,600	RELATED TO NO. 2008-1						
2007-277	88	13	20	1,164	994	18,400	17,600	RELATED TO NO. 2008-1						
2007-278	42	22	26	924	602	8,400	4,200	RELATED TO NO. 2007-246						
2007-279	41	54	NR	2,199	NR	9,000	8,200	RELATED TO NO. 2008-1						
2007-280	30	NR	NR	NR	NR	6,000	3,000	RELATED TO NO. 2008-6						
2007-281	89	6	67	527	408	18,600	17,800	RELATED TO NO. 2008-1						
2007-282	41	18	12	729	648	9,000	8,200	RELATED TO NO. 2008-1						
2007-283	139	23	17	3,200	200	27,800	13,900	RELATED TO NO. 2007-261						
2007-284	70	20	28	1,403	1,267	14,800	14,000	RELATED TO NO. 2008-1						
2007-285	29	1	18	30	-	5,800	2,900	RELATED TO NO. 2008-6						
2007-286	56	11	18	602	422	11,200	5,600	RELATED TO NO. 2007-246						
2007-287	119	21	17	2,499	1,890	23,800	11,900	RELATED TO NO. 2007-246						
2007-288	39	4	NR	145	NR	8,600	7,800	RELATED TO NO. 2008-1						

⁴ NI indicates never installed. I indicates installed but never used. NP indicates no prosecutor's report.

⁵ NR indicates not reported or could not be determined.

⁶ Motions: G = Granted, D = Denied, P = Pending.

* The first four digits of the A.O. number represent the year in which the wiretap was terminated. Wiretaps that were terminated prior to 2008 were not reported previously because they were part of ongoing investigations.

REPORT BY JUDGES OF COURT-AUTHORIZED INTERCEPTS OF WIRE, ORAL, OR ELECTRONIC COMMUNICATIONS
PURSUANT TO 18 U.S.C. 2519

A.O. Number *	Authorizing Official		Offense Specified	Intercept		Date of Application	Authorized Length		
	Judge	Prosecutor ¹		Type ²	Location ³		Original Order (Days)	Number of Extensions	Total Length (Days)
QUEENS (CONTINUED)									
2007-289	MCDONALD	BROWN	THEFT	WC	D	08/16/2007	30	1	60
2007-290	MCDONALD	BROWN	THEFT	WC	D	08/16/2007	30	0	30
2007-291	MCGANN	BROWN	NARCOTICS	WC	D	08/22/2007	8	1	38
2007-292	MCGANN	BROWN	NARCOTICS	WC	D	08/22/2007	16	1	46
2007-293	MCGANN	BROWN	NARCOTICS	WC	D	09/06/2007	30	1	60
2007-294	MCDONALD	BROWN	THEFT	WC	D	09/13/2007	30	2	90
2007-295	MCDONALD	BROWN	GAMBLING	WS	H	09/25/2007	30	2	90
2007-296	MCGANN	BROWN	NARCOTICS	WC	D	09/27/2007	30	0	30
2007-297	MCGANN	BROWN	NARCOTICS	WC	D	09/27/2007	10	2	70
2007-298	MCGANN	BROWN	NARCOTICS	WC	D	09/27/2007	8	1	38
2007-299	MCGANN	BROWN	NARCOTICS	WC	D	10/04/2007	30	0	30
2007-300	MCGANN	BROWN	NARCOTICS	WC	D	10/11/2007	23	0	23
2007-301	MCGANN	BROWN	NARCOTICS	WC	D	10/11/2007	23	1	53
2007-302	MCDONALD	BROWN	THEFT	WC	D	10/12/2007	30	0	30
2007-303	MCDONALD	BROWN	THEFT	WC	D	10/30/2007	30	0	30
2007-304	MCGANN	BROWN	NARCOTICS	WC	D	11/01/2007	30	0	30
2007-305	MCGANN	BROWN	NARCOTICS	WC	D	11/01/2007	30	0	30
2007-306	MCGANN	BROWN	NARCOTICS	WC	D	11/01/2007	30	0	30
2007-307	MCGANN	BROWN	NARCOTICS	WC	D	11/01/2007	30	0	30
2007-308	MCDONALD	BROWN	LARCENY	WC	D	11/02/2007	30	0	30
2007-309	MCGANN	BROWN	NARCOTICS	WC	D	11/15/2007	14	0	14
2007-310	MCGANN	BROWN	NARCOTICS	WC	D	11/15/2007	30	1	44
2007-311	MCDONALD	BROWN	MURDER	WC	D	11/18/2007	30	0	30
2007-312	ROSENGARTEN	BROWN	NARCOTICS	WC	D	11/19/2007	10	0	10
2007-313	ROSENGARTEN	BROWN	NARCOTICS	WC	D	11/19/2007	10	1	22
2007-314	ROSENGARTEN	BROWN	NARCOTICS	WC	D	11/19/2007	10	0	10
2007-315	MCGANN	BROWN	NARCOTICS	WC	D	11/29/2007	30	0	30
2007-316	MCDONALD	BROWN	THEFT	WC	D	12/07/2007	30	2	90
SCHENECTADY									
2008-1	DRAGO	CARNEY	GAMBLING	WC	D	07/30/2008	30	2	90
2008-2	DRAGO	CARNEY	GAMBLING	WS	H	10/23/2008	30	1	60
2008-3	DRAGO	CARNEY	GAMBLING	WC	D	11/20/2008	30	0	30

¹ The prosecuting official authorized the filing of the application under provisions of the state's statute. (See Table 1 for this state's statutory citation.)² Type: WC = Cellular or Mobile Telephone (Wire), WS = Standard Telephone (Wire), WO = Other (Wire), OM = Microphone (Oral), OO = Other (Oral), ED = Digital Pager (Electronic), EE = Computer or E-Mail (Electronic), EF = Fax Machine (Electronic), EO = Other (Electronic).³ Location: D = Portable Device, H = Personal Residence, B = Business, A = Public Area, O = Other Location, R = Roving (Relaxed Specification Order), N = Not Specified.

* The first four digits of the A.O. number represent the year in which the wiretap was terminated. Wiretaps that were terminated prior to 2008 were not reported previously because they were part of ongoing investigations.

TABLE B-1
STATE NEW YORK

CALENDAR YEAR 2008

REPORT BY PROSECUTORS OF COURT-AUTHORIZED INTERCEPTS OF WIRE, ORAL, OR ELECTRONIC COMMUNICATIONS
PURSUANT TO 18 U.S.C. 2519

A.O. Number *	Number Of Days in Oper- ation ⁴	Average Inter- cepts per Day	Number of ⁵			Costs		Number of					
			Persons Inter- cepted	Intercepts	Incrim- inating Intercepts	Total Cost in \$	Other Than Manpower in \$	Arrests	Trials	Motions to Suppress Intercepts ⁶			Persons Con- victed
										G	D	P	
QUEENS (CONTINUED)													
2007-289	59	13	34	762	693	12,600	11,800	RELATED TO NO. 2008-1					
2007-290	27	33	NR	901	NR	6,200	5,400	RELATED TO NO. 2008-1					
2007-291	35	4	16	127	80	7,000	3,500	RELATED TO NO. 2007-246					
2007-292	43	14	17	622	450	8,600	4,300	RELATED TO NO. 2007-246					
2007-293	56	11	12	608	438	11,200	5,600	RELATED TO NO. 2007-246					
2007-294	79	14	41	1,134	967	16,600	15,800	RELATED TO NO. 2008-1					
2007-295	85	25	25	2,085	380	17,000	8,500	-	-	-	-	-	-
2007-296	7	6	7	40	12	11,200	5,600	RELATED TO NO. 2007-246					
2007-297	63	11	36	701	579	12,600	6,300	RELATED TO NO. 2007-246					
2007-298	35	17	18	612	488	7,000	3,500	RELATED TO NO. 2007-246					
2007-299	28	18	16	512	280	5,600	2,800	RELATED TO NO. 2007-246					
2007-300	21	9	14	188	107	4,200	2,100	RELATED TO NO. 2007-246					
2007-301	49	6	12	308	257	9,800	4,900	RELATED TO NO. 2007-246					
2007-302	18	1	2	10	2	4,400	3,600	RELATED TO NO. 2008-1					
2007-303	26	24	43	624	592	6,000	5,200	RELATED TO NO. 2008-1					
2007-304	28	14	17	399	280	5,600	2,800	RELATED TO NO. 2007-246					
2007-305	7	7	5	48	30	1,400	700	RELATED TO NO. 2007-246					
2007-306	28	4	6	109	67	5,600	2,800	RELATED TO NO. 2007-246					
2007-307	28	15	12	416	347	5,600	2,800	RELATED TO NO. 2007-246					
2007-308	28	10	15	276	14	5,600	2,800	RELATED TO NO. 2008-6					
2007-309	14	4	7	60	42	2,800	1,400	RELATED TO NO. 2007-246					
2007-310	34	13	20	432	342	6,800	3,400	RELATED TO NO. 2007-246					
2007-311	I	-	-	-	-	-	-	-	-	-	-	-	-
2007-312	10	21	17	212	21	2,000	1,000	RELATED TO NO. 2008-25					
2007-313	22	26	41	572	113	4,400	2,200	RELATED TO NO. 2008-25					
2007-314	10	26	13	260	24	2,000	1,000	RELATED TO NO. 2008-25					
2007-315	20	21	18	422	365	4,000	2,000	RELATED TO NO. 2007-246					
2007-316	87	6	21	542	501	18,200	17,400	RELATED TO NO. 2008-1					
SCHENECTADY													
2008-1	44	22	12	972	569	18,200	5,000	-	-	-	-	-	-
2008-2	29	37	20	1,076	429	13,700	5,000	1	-	-	-	-	-
2008-3	28	55	7	1,546	155	RELATED TO NO. 2008-2		RELATED TO NO. 2008-2					

⁴ NI indicates never installed. I indicates installed but never used. NP indicates no prosecutor's report.

⁵ NR indicates not reported or could not be determined.

⁶ Motions: G = Granted, D = Denied, P = Pending.

* The first four digits of the A.O. number represent the year in which the wiretap was terminated. Wiretaps that were terminated prior to 2008 were not reported previously because they were part of ongoing investigations.

REPORT BY JUDGES OF COURT-AUTHORIZED INTERCEPTS OF WIRE, ORAL, OR ELECTRONIC COMMUNICATIONS
PURSUANT TO 18 U.S.C. 2519

A.O. Number *	Authorizing Official		Offense Specified	Intercept		Date of Application	Authorized Length		
	Judge	Prosecutor ¹		Type ²	Location ³		Original Order (Days)	Number of Extensions	Total Length (Days)
SUFFOLK									
2008-1	HUDSON	SPOTA	BRIBERY	WS	H	02/15/2008	30	0	30
2008-2	HUDSON	SPOTA	BRIBERY	OM	O	02/19/2008	30	0	30
2008-3	HUDSON	SPOTA	BRIBERY	WC	D	02/19/2008	30	0	30
2008-4	BRASLOW	SPOTA	NARCOTICS	WC	D	03/03/2008	30	1	60
2008-5	HINRICHS	SPOTA	NARCOTICS	WC	D	03/03/2008	30	0	30
2008-6	HINRICHS	SPOTA	NARCOTICS	WC	D	03/03/2008	30	4	150
2008-7	LIFSON	SPOTA	GAMBLING	WS	H	03/03/2008	30	0	30
2008-8	LIFSON	SPOTA	GAMBLING	WS	H	03/03/2008	30	0	30
2008-9	LIFSON	SPOTA	GAMBLING	WS	H	03/03/2008	30	0	30
2008-10	LIFSON	SPOTA	GAMBLING	WS	H	03/03/2008	30	0	30
2008-11	LIFSON	SPOTA	GAMBLING	WS	H	03/03/2008	30	0	30
2008-12	LIFSON	SPOTA	GAMBLING	WC	D	03/03/2008	30	0	30
2008-13	LIFSON	SPOTA	GAMBLING	WC	D	03/19/2008	30	0	30
2008-14	BRASLOW	SPOTA	NARCOTICS	WC	D	04/01/2008	30	2	90
2008-15	BRASLOW	SPOTA	NARCOTICS	WC	D	04/01/2008	30	2	90
2008-16	BRASLOW	SPOTA	NARCOTICS	WC	D	04/01/2008	30	2	90
2008-17	BRASLOW	SPOTA	NARCOTICS	WC	D	04/01/2008	30	0	30
2008-18	HINRICHS	SPOTA	NARCOTICS	WC	D	04/01/2008	30	3	120
2008-19	HINRICHS	SPOTA	NARCOTICS	WC	D	04/01/2008	30	0	30
2008-20	HINRICHS	SPOTA	NARCOTICS	WC	D	04/01/2008	30	3	120
2008-21	BRASLOW	SPOTA	NARCOTICS	WC	D	04/25/2008	30	1	60
2008-22	BRASLOW	SPOTA	NARCOTICS	WC	D	04/25/2008	30	1	60
2008-23	BRASLOW	SPOTA	NARCOTICS	WC	D	04/25/2008	30	1	60
2008-24	GAZZILLO	SPOTA	OTHER	WC	D	04/30/2008	30	1	60
2008-25	GAZZILLO	SPOTA	OTHER	OM	D	04/30/2008	30	0	30
2008-26	BRASLOW	SPOTA	NARCOTICS	WC	D	05/01/2008	24	1	54
2008-27	HINRICHS	SPOTA	NARCOTICS	WC	D	05/08/2008	30	2	90
2008-28	HINRICHS	SPOTA	NARCOTICS	WC	D	05/08/2008	30	2	90
2008-29	HUDSON	SPOTA	NARCOTICS	WC	D	05/09/2008	30	2	90
2008-30	HUDSON	SPOTA	NARCOTICS	WC	D	05/09/2008	30	2	90
2008-31	HINRICHS	SPOTA	NARCOTICS	WC	D	05/13/2008	30	2	90
2008-32	HINRICHS	SPOTA	NARCOTICS	WC	D	05/13/2008	30	2	90

¹ The prosecuting official authorized the filing of the application under provisions of the state's statute. (See Table 1 for this state's statutory citation.)² Type: WC = Cellular or Mobile Telephone (Wire), WS = Standard Telephone (Wire), WO = Other (Wire), OM = Microphone (Oral), OO = Other (Oral), ED = Digital Pager (Electronic), EE = Computer or E-Mail (Electronic), EF = Fax Machine (Electronic), EO = Other (Electronic).³ Location: D = Portable Device, H = Personal Residence, B = Business, A = Public Area, O = Other Location, R = Roving (Relaxed Specification Order), N = Not Specified.

* The first four digits of the A.O. number represent the year in which the wiretap was terminated. Wiretaps that were terminated prior to 2008 were not reported previously because they were part of ongoing investigations.

TABLE B-1
STATE NEW YORK

CALENDAR YEAR 2008

REPORT BY PROSECUTORS OF COURT-AUTHORIZED INTERCEPTS OF WIRE, ORAL, OR ELECTRONIC COMMUNICATIONS
PURSUANT TO 18 U.S.C. 2519

A.O. Number *	Number Of Days in Oper- ation ⁴	Average Inter- cepts per Day	Number of ⁵			Costs		Number of					
			Persons Inter- cepted	Intercepts	Incrim- inating Intercepts	Total Cost in \$	Other Than Manpower in \$	Arrests	Trials	Motions to Suppress Intercepts ⁶			Persons Con- victed
										G	D	P	
SUFFOLK													
2008-1	12	34	2	405	12	101,433	3,000	3	-	-	-	3	-
2008-2	3	1	2	3	3	RELATED TO NO. 2008-1		RELATED TO NO. 2008-1					
2008-3	9	79	4	708	34	RELATED TO NO. 2008-1		RELATED TO NO. 2008-1					
2008-4	52	27	35	1,398	1,141	448,395	63,000	39	-	-	-	-	-
2008-5	30	159	75	4,762	240	615,409	36,009	29	-	-	-	-	-
2008-6	116	123	510	14,227	350	RELATED TO NO. 2008-5		RELATED TO NO. 2008-5					
2008-7	24	NR	NR	NR	NR	RELATED TO NO. 2008-12		RELATED TO NO. 2008-12					
2008-8	24	1	4	16	16	RELATED TO NO. 2008-12		RELATED TO NO. 2008-12					
2008-9	24	NR	NR	NR	NR	RELATED TO NO. 2008-12		RELATED TO NO. 2008-12					
2008-10	24	16	20	383	280	RELATED TO NO. 2008-12		RELATED TO NO. 2008-12					
2008-11	24	1	22	31	29	RELATED TO NO. 2008-12		RELATED TO NO. 2008-12					
2008-12	24	43	35	1,033	300	33,585	15,000	9	-	-	-	-	7
2008-13	15	13	20	189	87	RELATED TO NO. 2008-12		RELATED TO NO. 2008-12					
2008-14	61	139	22	8,468	2,116	RELATED TO NO. 2008-4		RELATED TO NO. 2008-4					
2008-15	31	11	5	352	115	RELATED TO NO. 2008-4		RELATED TO NO. 2008-4					
2008-16	61	24	16	1,444	835	RELATED TO NO. 2008-4		RELATED TO NO. 2008-4					
2008-17	24	20	24	478	105	RELATED TO NO. 2008-4		RELATED TO NO. 2008-4					
2008-18	85	146	459	12,446	363	RELATED TO NO. 2008-5		RELATED TO NO. 2008-5					
2008-19	30	17	3	516	2	RELATED TO NO. 2008-5		RELATED TO NO. 2008-5					
2008-20	87	60	64	5,236	96	RELATED TO NO. 2008-5		RELATED TO NO. 2008-5					
2008-21	57	60	49	3,406	1,174	RELATED TO NO. 2008-4		RELATED TO NO. 2008-4					
2008-22	57	5	2	303	48	RELATED TO NO. 2008-4		RELATED TO NO. 2008-4					
2008-23	57	18	6	1,042	460	RELATED TO NO. 2008-4		RELATED TO NO. 2008-4					
2008-24	50	29	78	1,458	1	87,924	4,450	2	-	-	-	-	-
2008-25	20	4	3	70	2	RELATED TO NO. 2008-24		RELATED TO NO. 2008-24					
2008-26	51	7	5	333	124	RELATED TO NO. 2008-4		RELATED TO NO. 2008-4					
2008-27	50	1	14	73	10	RELATED TO NO. 2008-5		RELATED TO NO. 2008-5					
2008-28	79	48	122	3,756	341	RELATED TO NO. 2008-5		RELATED TO NO. 2008-5					
2008-29	73	9	39	664	76	RELATED TO NO. 2008-5		RELATED TO NO. 2008-5					
2008-30	60	116	375	6,931	192	RELATED TO NO. 2008-5		RELATED TO NO. 2008-5					
2008-31	45	2	19	69	-	RELATED TO NO. 2008-5		RELATED TO NO. 2008-5					
2008-32	45	6	7	290	37	RELATED TO NO. 2008-5		RELATED TO NO. 2008-5					

⁴ NI indicates never installed. I indicates installed but never used. NP indicates no prosecutor's report.

⁵ NR indicates not reported or could not be determined.

⁶ Motions: G = Granted, D = Denied, P = Pending.

* The first four digits of the A.O. number represent the year in which the wiretap was terminated. Wiretaps that were terminated prior to 2008 were not reported previously because they were part of ongoing investigations.

TABLE B-1
STATE NEW YORK

CALENDAR YEAR 2008

REPORT BY JUDGES OF COURT-AUTHORIZED INTERCEPTS OF WIRE, ORAL, OR ELECTRONIC COMMUNICATIONS
PURSUANT TO 18 U.S.C. 2519

A.O. Number *	Authorizing Official		Offense Specified	Intercept		Date of Application	Authorized Length		
	Judge	Prosecutor ¹		Type ²	Location ³		Original Order (Days)	Number of Extensions	Total Length (Days)
SUFFOLK (CONTINUED)									
2008-33	HINRICHS	SPOTA	NARCOTICS	WC	D	05/28/2008	30	1	60
2008-34	BRASLOW	SPOTA	NARCOTICS	WC	D	06/06/2008	30	0	30
2008-35	HINRICHS	SPOTA	NARCOTICS	WC	D	06/18/2008	30	1	60
2008-36	HINRICHS	SPOTA	NARCOTICS	WC	D	07/16/2008	30	0	30
2008-37	HUDSON	SPOTA	NARCOTICS	WC	D	08/12/2008	30	0	30
2008-38	HUDSON	SPOTA	NARCOTICS	WC	D	08/22/2008	30	0	30
2008-39	GAZZILLO	SPOTA	ROBBERY	WC	D	11/07/2008	30	0	30
2008-40	GAZZILLO	SPOTA	ROBBERY	OM	O	11/11/2008	30	0	30
SULLIVAN									
2008-1	LABUDA	LUNGEN	NARCOTICS	WC	D	01/22/2008	15	4	75
WESTCHESTER									
2008-1	MOLEA	DIFIORE	NARCOTICS	WC	D	12/11/2007	30	2	90
2008-2	MOLEA	DIFIORE	NARCOTICS	WC	D	01/09/2008	30	0	30
2008-3	MOLEA	DIFIORE	NARCOTICS	WC	D	01/25/2008	14	1	44
2008-4	MOLEA	DIFIORE	NARCOTICS	WC	D	02/07/2008	30	0	30
2008-5	MOLEA	DIFIORE	NARCOTICS	WC	D	02/07/2008	30	0	30
2008-6	MOLEA	DIFIORE	NARCOTICS	WC	D	03/20/2008	30	1	60
2008-7	MOLEA	DIFIORE	NARCOTICS	WC	D	04/22/2008	30	2	90
2008-8	MOLEA	DIFIORE	NARCOTICS	WC	D	05/19/2008	30	1	60
2008-9	MOLEA	DIFIORE	NARCOTICS	WC	D	05/19/2008	30	1	60
2008-10	MOLEA	DIFIORE	NARCOTICS	WC	D	06/04/2008	15	2	45
2008-11	MOLEA	DIFIORE	NARCOTICS	WC	D	06/17/2008	30	0	30

¹ The prosecuting official authorized the filing of the application under provisions of the state's statute. (See Table 1 for this state's statutory citation.)

² Type: WC = Cellular or Mobile Telephone (Wire), WS = Standard Telephone (Wire), WO = Other (Wire), OM = Microphone (Oral), OO = Other (Oral), ED = Digital Pager (Electronic), EE = Computer or E-Mail (Electronic), EF = Fax Machine (Electronic), EO = Other (Electronic).

³ Location: D = Portable Device, H = Personal Residence, B = Business, A = Public Area, O = Other Location, R = Roving (Relaxed Specification Order), N = Not Specified.

* The first four digits of the A.O. number represent the year in which the wiretap was terminated. Wiretaps that were terminated prior to 2008 were not reported previously because they were part of ongoing investigations.

TABLE B-1
STATE NEW YORK

CALENDAR YEAR 2008

REPORT BY PROSECUTORS OF COURT-AUTHORIZED INTERCEPTS OF WIRE, ORAL, OR ELECTRONIC COMMUNICATIONS
PURSUANT TO 18 U.S.C. 2519

A.O. Number *	Number Of Days in Oper- ation ⁴	Average Inter- cepts per Day	Number of ⁵			Costs		Number of					
			Persons Inter- cepted	Intercepts	Incrim- inating Intercepts	Total Cost in \$	Other Than Manpower in \$	Arrests	Trials	Motions to Suppress Intercepts ⁶			Persons Con- victed
										G	D	P	
SUFFOLK (CONTINUED)													
2008-33	55	NR	NR	NR	NR	RELATED TO NO. 2008-5		RELATED TO NO. 2008-5					
2008-34	14	11	5	149	54	RELATED TO NO. 2008-4		RELATED TO NO. 2008-4					
2008-35	38	16	26	607	106	RELATED TO NO. 2008-5		RELATED TO NO. 2008-5					
2008-36	3	32	17	95	24	RELATED TO NO. 2008-5		RELATED TO NO. 2008-5					
2008-37	8	322	25	2,572	542	114,800	4,800	14	-	-	-	-	-
2008-38	15	574	25	8,606	675	RELATED TO NO. 2008-37		RELATED TO NO. 2008-37					
2008-39	7	57	4	400	25	56,329	1,400	3	-	-	-	-	-
2008-40	3	13	3	38	1	RELATED TO NO. 2008-39		RELATED TO NO. 2008-39					
SULLIVAN													
2008-1	75	147	60	11,000	7,700	328,663	20,000	30	-	-	-	1	27
WESTCHESTER													
2008-1	54	121	190	6,531	1,327	91,820	11,820	7	-	-	-	3	1
2008-2	26	50	110	1,310	249	RELATED TO NO. 2008-1		RELATED TO NO. 2008-1					
2008-3	31	6	18	175	29	RELATED TO NO. 2008-1		RELATED TO NO. 2008-1					
2008-4	11	49	91	542	154	RELATED TO NO. 2008-1		RELATED TO NO. 2008-1					
2008-5	18	108	60	1,936	370	RELATED TO NO. 2008-1		RELATED TO NO. 2008-1					
2008-6	59	98	68	5,769	1,272	30,803	4,843	RELATED TO NO. 2008-7					
2008-7	71	127	133	9,032	3,315	50,829	8,149	16	-	-	-	-	4
2008-8	44	43	45	1,912	862	23,169	3,369	RELATED TO NO. 2008-7					
2008-9	44	7	36	303	39	23,169	3,369	RELATED TO NO. 2008-7					
2008-10	28	56	52	1,570	331	14,632	2,312	RELATED TO NO. 2008-7					
2008-11	19	26	48	499	124	12,579	2,019	RELATED TO NO. 2008-7					

⁴ NI indicates never installed. I indicates installed but never used. NP indicates no prosecutor's report.

⁵ NR indicates not reported or could not be determined.

⁶ Motions: G = Granted, D = Denied, P = Pending.

* The first four digits of the A.O. number represent the year in which the wiretap was terminated. Wiretaps that were terminated prior to 2008 were not reported previously because they were part of ongoing investigations.

TABLE B-1
STATE OHIO

CALENDAR YEAR 2008

REPORT BY JUDGES OF COURT-AUTHORIZED INTERCEPTS OF WIRE, ORAL, OR ELECTRONIC COMMUNICATIONS
PURSUANT TO 18 U.S.C. 2519

A.O. Number *	Authorizing Official		Offense Specified	Intercept		Date of Application	Authorized Length		
	Judge	Prosecutor ¹		Type ²	Location ³		Original Order (Days)	Number of Extensions	Total Length (Days)
LORAIN									
2008-1	MIRALDI	WILL	CORRUPTION	WC	D	07/01/2008	30	2	90
2008-2	MIRALDI	WILL	CORRUPTION	WC	D	07/01/2008	30	1	60
2008-3	MIRALDI	WILL	CORRUPTION	WS	H	07/01/2008	30	0	30
2008-4	MIRALDI	WILL	CORRUPTION	WC	D	07/30/2008	30	0	30
2008-5	MIRALDI	WILL	CORRUPTION	WC	D	08/28/2008	30	0	30
2008-6	MIRALDI	WILL	CORRUPTION	WC	D	09/02/2008	30	0	30

¹ The prosecuting official authorized the filing of the application under provisions of the state's statute. (See Table 1 for this state's statutory citation.)

² Type: WC = Cellular or Mobile Telephone (Wire), WS = Standard Telephone (Wire), WO = Other (Wire), OM = Microphone (Oral), OO = Other (Oral), ED = Digital Pager (Electronic), EE = Computer or E-Mail (Electronic), EF = Fax Machine (Electronic), EO = Other (Electronic).

³ Location: D = Portable Device, H = Personal Residence, B = Business, A = Public Area, O = Other Location, R = Roving (Relaxed Specification Order), N = Not Specified.

* The first four digits of the A.O. number represent the year in which the wiretap was terminated. Wiretaps that were terminated prior to 2008 were not reported previously because they were part of ongoing investigations.

TABLE B-1
STATE OHIO

CALENDAR YEAR 2008

REPORT BY PROSECUTORS OF COURT-AUTHORIZED INTERCEPTS OF WIRE, ORAL, OR ELECTRONIC COMMUNICATIONS
PURSUANT TO 18 U.S.C. 2519

A.O. Number *	Number Of Days in Oper- ation ⁴	Average Inter- cepts per Day	Number of ⁵			Costs		Number of					
			Persons Inter- cepted	Intercepts	Incrim- inating Intercepts	Total Cost in \$	Other Than Manpower in \$	Arrests	Trials	Motions to Suppress Intercepts ⁶			Persons Con- victed
										G	D	P	
LORAIN													
2008-1	72	26	112	1,894	622	45,000	20,000	13	-	-	-	-	-
2008-2	58	25	61	1,442	165	RELATED TO NO. 2008-1		RELATED TO NO. 2008-1					
2008-3	30	16	61	480	46	RELATED TO NO. 2008-1		RELATED TO NO. 2008-1					
2008-4	30	20	40	591	83	RELATED TO NO. 2008-1		RELATED TO NO. 2008-1					
2008-5	14	21	29	298	64	RELATED TO NO. 2008-1		RELATED TO NO. 2008-1					
2008-6	8	37	29	298	64	RELATED TO NO. 2008-1		RELATED TO NO. 2008-1					

⁴ NI indicates never installed. I indicates installed but never used. NP indicates no prosecutor's report.

⁵ NR indicates not reported or could not be determined.

⁶ Motions: G = Granted, D = Denied, P = Pending.

* The first four digits of the A.O. number represent the year in which the wiretap was terminated. Wiretaps that were terminated prior to 2008 were not reported previously because they were part of ongoing investigations.

REPORT BY JUDGES OF COURT-AUTHORIZED INTERCEPTS OF WIRE, ORAL, OR ELECTRONIC COMMUNICATIONS
PURSUANT TO 18 U.S.C. 2519

A.O. Number *	Authorizing Official		Offense Specified	Intercept		Date of Application	Authorized Length		
	Judge	Prosecutor ¹		Type ²	Location ³		Original Order (Days)	Number of Extensions	Total Length (Days)
STATE ATTORNEY GENERAL									
2008-1	LUMPKIN	PRATER	CONSPIRACY	WC	D	05/21/2008	30	0	30
2008-2	LUMPKIN	PRATER	CONSPIRACY	WC	D	06/30/2008	30	0	30
2008-3	LUMPKIN	PRATER	CONSPIRACY	WC	D	09/18/2008	30	0	30

¹ The prosecuting official authorized the filing of the application under provisions of the state's statute. (See Table 1 for this state's statutory citation.)

² Type: WC = Cellular or Mobile Telephone (Wire), WS = Standard Telephone (Wire), WO = Other (Wire), OM = Microphone (Oral), OO = Other (Oral), ED = Digital Pager (Electronic), EE = Computer or E-Mail (Electronic), EF = Fax Machine (Electronic), EO = Other (Electronic).

³ Location: D = Portable Device, H = Personal Residence, B = Business, A = Public Area, O = Other Location, R = Roving (Relaxed Specification Order), N = Not Specified.

* The first four digits of the A.O. number represent the year in which the wiretap was terminated. Wiretaps that were terminated prior to 2008 were not reported previously because they were part of ongoing investigations.

TABLE B-1
STATE OKLAHOMA

CALENDAR YEAR 2008

REPORT BY PROSECUTORS OF COURT-AUTHORIZED INTERCEPTS OF WIRE, ORAL, OR ELECTRONIC COMMUNICATIONS
PURSUANT TO 18 U.S.C. 2519

A.O. Number *	Number Of Days in Oper- ation ⁴	Average Inter- cepts per Day	Number of ⁵			Costs		Number of					
			Persons Inter- cepted	Intercepts	Incrim- inating Intercepts	Total Cost in \$	Other Than Manpower in \$	Arrests	Trials	Motions to Suppress Intercepts ⁶			Persons Con- victed
										G	D	P	
STATE ATTORNEY GENERAL													
2008-1	29	98	60	2,846	774	21,762	80	-	-	-	-	-	-
2008-2	29	136	30	3,936	919	RELATED TO NO. 2008-1		-	-	-	-	-	-
2008-3	29	172	35	4,993	666	RELATED TO NO. 2008-1		-	-	-	-	-	-

⁴ NI indicates never installed. I indicates installed but never used. NP indicates no prosecutor's report.

⁵ NR indicates not reported or could not be determined.

⁶ Motions: G = Granted, D = Denied, P = Pending.

* The first four digits of the A.O. number represent the year in which the wiretap was terminated. Wiretaps that were terminated prior to 2008 were not reported previously because they were part of ongoing investigations.

TABLE B-1
STATE OREGON

CALENDAR YEAR 2008

REPORT BY JUDGES OF COURT-AUTHORIZED INTERCEPTS OF WIRE, ORAL, OR ELECTRONIC COMMUNICATIONS
PURSUANT TO 18 U.S.C. 2519

A.O. Number *	Authorizing Official		Offense Specified	Intercept		Date of Application	Authorized Length		
	Judge	Prosecutor ¹		Type ²	Location ³		Original Order (Days)	Number of Extensions	Total Length (Days)
LANE									
2008-1	EVELEEN	DARIN	RACKETEERING	WC	D	09/22/2008	30	1	60
2008-2	EVELEEN	DARIN	RACKETEERING	WC	D	11/14/2008	30	0	30
MULTNOMAH									
2008-1	FRANTZ	SCHRUNK	MURDER	WC	D	06/18/2008	30	0	30
2008-2	FRANTZ	SCHRUNK	MURDER	WS	D	06/20/2008	30	0	30

¹ The prosecuting official authorized the filing of the application under provisions of the state's statute. (See Table 1 for this state's statutory citation.)

² Type: WC = Cellular or Mobile Telephone (Wire), WS = Standard Telephone (Wire), WO = Other (Wire), OM = Microphone (Oral), OO = Other (Oral), ED = Digital Pager (Electronic), EE = Computer or E-Mail (Electronic), EF = Fax Machine (Electronic), EO = Other (Electronic).

³ Location: D = Portable Device, H = Personal Residence, B = Business, A = Public Area, O = Other Location, R = Roving (Relaxed Specification Order), N = Not Specified.

* The first four digits of the A.O. number represent the year in which the wiretap was terminated. Wiretaps that were terminated prior to 2008 were not reported previously because they were part of ongoing investigations.

TABLE B-1
STATE OREGON

CALENDAR YEAR 2008

REPORT BY PROSECUTORS OF COURT-AUTHORIZED INTERCEPTS OF WIRE, ORAL, OR ELECTRONIC COMMUNICATIONS
PURSUANT TO 18 U.S.C. 2519

A.O. Number *	Number Of Days in Oper- ation ⁴	Average Inter- cepts per Day	Number of ⁵			Costs		Number of					
			Persons Inter- cepted	Intercepts	Incrim- inating Intercepts	Total Cost in \$	Other Than Manpower in \$	Arrests	Trials	Motions to Suppress Intercepts ⁶			Persons Con- victed
										G	D	P	
LANE													
2008-1	30	75	28	2,241	132	2,000	2,000	-	-	-	-	-	-
2008-2	30	30	19	892	321	50,000	50,000	-	-	-	-	-	-
MULTNOMAH													
2008-1	9	27	25	244	2	29,200	2,200	1	-	-	-	-	-
2008-2	NI	-	-	-	-	-	-	-	-	-	-	-	-

⁴ NI indicates never installed. I indicates installed but never used. NP indicates no prosecutor's report.

⁵ NR indicates not reported or could not be determined.

⁶ Motions: G = Granted, D = Denied, P = Pending.

* The first four digits of the A.O. number represent the year in which the wiretap was terminated. Wiretaps that were terminated prior to 2008 were not reported previously because they were part of ongoing investigations.

TABLE B-1
STATE PENNSYLVANIA

CALENDAR YEAR 2008

**REPORT BY JUDGES OF COURT-AUTHORIZED INTERCEPTS OF WIRE, ORAL, OR ELECTRONIC COMMUNICATIONS
PURSUANT TO 18 U.S.C. 2519**

A.O. Number *	Authorizing Official		Offense Specified	Intercept		Date of Application	Authorized Length		
	Judge	Prosecutor ¹		Type ²	Location ³		Original Order (Days)	Number of Extensions	Total Length (Days)
DELAWARE									
2008-1	MCEWEN	GREEN	MURDER	WC	D	10/23/2008	30	1	60
2008-2	MCEWEN	GREEN	MURDER	OM	H	10/23/2008	30	0	30
JEFFERSON									
2008-1	DONAHUE	BURKETT	CORRUPTION	WC	D	03/20/2008	30	0	30
2008-2	DONAHUE	BURKETT	CORRUPTION	WS	H	03/20/2008	30	0	30
MONTGOMERY									
2008-1	GANTMAN	FERMAN	NARCOTICS	WC	D	01/29/2008	30	0	30
2008-2	GANTMAN	FERMAN	NARCOTICS	WC	D	02/08/2008	30	0	30
2008-3	GANTMAN	FERMAN	NARCOTICS	OM	O	03/11/2008	30	0	30
2008-4	GANTMAN	FERMAN	NARCOTICS	OM	O	03/13/2008	30	0	30
2008-5	GANTMAN	FERMAN	NARCOTICS	WC	D	06/20/2008	30	0	30
2008-6	GANTMAN	FERMAN	NARCOTICS	WC	D	06/26/2008	30	0	30
2008-7	GANTMAN	FERMAN	NARCOTICS	WC	D	07/21/2008	30	0	30
STATE ATTORNEY GENERAL									
2008-1	KELLEY	CORBETT	CORRUPTION	WC	D	03/13/2008	30	0	30
2008-2	KELLEY	CORBETT	CORRUPTION	WS	H	07/15/2008	30	0	30
2008-3	ALLEN	CORBETT	CORRUPTION	WC	D	07/15/2008	30	1	60
2008-4	GANTMAN	CORBETT	CORRUPTION	WC	D	09/09/2008	30	0	30
2008-5	GANTMAN	CORBETT	CORRUPTION	WC	D	09/09/2008	30	0	30
2008-6	GANTMAN	CORBETT	CORRUPTION	WC	D	09/09/2008	30	1	60
2008-7	BENDER	CORBETT	NARCOTICS	WC	D	10/03/2008	30	0	30
2008-8	ALLEN	CORBETT	CORRUPTION	WC	D	10/06/2008	30	0	30
2008-9	BENDER	CORBETT	NARCOTICS	WC	D	10/14/2008	30	0	30
2008-10	BENDER	CORBETT	NARCOTICS	WC	D	11/12/2008	30	0	30

¹ The prosecuting official authorized the filing of the application under provisions of the state's statute. (See Table 1 for this state's statutory citation.)

² Type: WC = Cellular or Mobile Telephone (Wire), WS = Standard Telephone (Wire), WO = Other (Wire), OM = Microphone (Oral), OO = Other (Oral), ED = Digital Pager (Electronic), EE = Computer or E-Mail (Electronic), EF = Fax Machine (Electronic), EO = Other (Electronic).

³ Location: D = Portable Device, H = Personal Residence, B = Business, A = Public Area, O = Other Location, R = Roving (Relaxed Specification Order), N = Not Specified.

* The first four digits of the A.O. number represent the year in which the wiretap was terminated. Wiretaps that were terminated prior to 2008 were not reported previously because they were part of ongoing investigations.

TABLE B-1
STATE PENNSYLVANIA

CALENDAR YEAR 2008

REPORT BY PROSECUTORS OF COURT-AUTHORIZED INTERCEPTS OF WIRE, ORAL, OR ELECTRONIC COMMUNICATIONS
PURSUANT TO 18 U.S.C. 2519

A.O. Number *	Number Of Days in Oper- ation ⁴	Average Inter- cepts per Day	Number of ⁵			Costs		Number of					
			Persons Inter- cepted	Intercepts	Incrim- inating Intercepts	Total Cost in \$	Other Than Manpower in \$	Arrests	Trials	Motions to Suppress Intercepts ⁶			Persons Con- victed
										G	D	P	
DELAWARE													
2008-1	40	12	36	492	33	130,309	5,282	-	-	-	-	-	-
2008-2	28	17	5	486	5	RELATED TO NO. 2008-1		-	-	-	-	-	-
JEFFERSON													
2008-1	14	67	42	934	185	26,971	3,451	3	-	-	-	-	-
2008-2	14	23	42	320	86	RELATED TO NO. 2008-1		RELATED TO NO. 2008-1					
MONTGOMERY													
2008-1	25	27	52	663	381	16,244	1,310	18	-	-	-	-	-
2008-2	15	44	123	655	308	RELATED TO NO. 2008-1		RELATED TO NO. 2008-1					
2008-3	NI	-	-	-	-	-	-	-	-	-	-	-	-
2008-4	1	1	3	1	1	RELATED TO NO. 2008-1		RELATED TO NO. 2008-1					
2008-5	30	15	43	446	116	41,585	3,760	25	-	-	-	-	-
2008-6	30	56	87	1,667	453	RELATED TO NO. 2008-5		RELATED TO NO. 2008-5					
2008-7	6	16	18	93	18	RELATED TO NO. 2008-5		RELATED TO NO. 2008-5					
STATE ATTORNEY GENERAL													
2008-1	30	89	170	2,683	320	180,060	8,525	13	-	-	-	-	-
2008-2	17	20	30	334	34	RELATED TO NO. 2008-1		RELATED TO NO. 2008-1					
2008-3	53	33	71	1,769	490	117,708	1,915	-	-	-	-	-	-
2008-4	30	77	238	2,303	1,406	131,918	5,935	-	-	-	-	-	-
2008-5	30	119	257	3,579	NR	RELATED TO NO. 2008-4		-	-	-	-	-	-
2008-6	60	388	983	23,310	532	189,202	4,730	-	-	-	-	-	-
2008-7	20	15	39	301	31	89,445	7,629	1	-	-	-	-	-
2008-8	21	16	24	344	44	9,885	6,885	-	-	-	-	-	-
2008-9	24	71	120	1,701	396	93,500	12,250	-	-	-	-	-	-
2008-10	15	83	102	1,241	329	64,089	3,303	-	-	-	-	-	-

⁴ NI indicates never installed. I indicates installed but never used. NP indicates no prosecutor's report.

⁵ NR indicates not reported or could not be determined.

⁶ Motions: G = Granted, D = Denied, P = Pending.

* The first four digits of the A.O. number represent the year in which the wiretap was terminated. Wiretaps that were terminated prior to 2008 were not reported previously because they were part of ongoing investigations.

TABLE B-1
STATE TENNESSEE

CALENDAR YEAR 2008

**REPORT BY JUDGES OF COURT-AUTHORIZED INTERCEPTS OF WIRE, ORAL, OR ELECTRONIC COMMUNICATIONS
PURSUANT TO 18 U.S.C. 2519**

A.O. Number *	Authorizing Official		Offense Specified	Intercept		Date of Application	Authorized Length		
	Judge	Prosecutor ¹		Type ²	Location ³		Orig-inal Order (Days)	Num-ber of Exten-sions	Total Length (Days)
4TH JUDICIAL DISTRICT (SEVIER)									
2008-1	OGLE	DUNN	NARCOTICS	WC	D	08/09/2008	30	3	120
2008-2	OGLE	DUNN	NARCOTICS	WS	H	08/09/2008	30	1	60
2008-3	OGLE	DUNN	NARCOTICS	WC	D	10/08/2008	30	1	60
11TH JUDICIAL CIRCUIT (HAMILTON)									
2008-1	STEELMAN	COX	NARCOTICS	WC	D	11/08/2007	30	1	60
2008-2	STEELMAN	COX	NARCOTICS	WC	D	11/08/2007	30	1	60
2008-3	STEELMAN	COX	NARCOTICS	WC	D	12/06/2007	30	0	30
2008-4	STEELMAN	COX	NARCOTICS	WC	D	01/18/2008	30	1	60
2008-5	STEELMAN	COX	NARCOTICS	WC	D	01/28/2008	30	1	60
2008-6	STEELMAN	COX	NARCOTICS	WC	D	01/28/2008	30	0	30
2008-7	STEELMAN	COX	NARCOTICS	WC	D	02/13/2008	30	0	30
2008-8	POOLE	COX	NARCOTICS	WC	D	07/11/2008	30	2	90
2008-9	POOLE	COX	NARCOTICS	WC	D	08/26/2008	30	2	90
13TH JUDICIAL DISTRICT (PUTNAM)									
2008-1	PATTERSON	YORK	NARCOTICS	WC	D	09/19/2008	30	1	60
2008-2	PATTERSON	YORK	NARCOTICS	WC	D	09/19/2008	30	1	60
2008-3	PATTERSON	YORK	NARCOTICS	WC	D	10/22/2008	30	0	30
2007-1	BURNS	CRAIGHEAD	NARCOTICS	WC	D	12/06/2006	30	1	60
2007-2	BURNS	CRAIGHEAD	NARCOTICS	WC	D	12/06/2006	30	1	60
2007-3	BURNS	CRAIGHEAD	NARCOTICS	WC	D	12/06/2006	30	1	60
2007-4	BURNS	CRAIGHEAD	NARCOTICS	WC	D	01/04/2007	30	0	30
2006-1	BURNS	CRAIGHEAD	NARCOTICS	WC	D	11/07/2006	30	1	60
20TH JUDICIAL DISTRICT (DAVIDSON)									
2008-1	WYATT	JOHNSON	NARCOTICS	WC	D	12/07/2007	30	1	60
2008-2	WYATT	JOHNSON	NARCOTICS	WC	D	12/10/2007	30	0	30
2008-3	WYATT	JOHNSON	NARCOTICS	WC	D	01/29/2008	30	3	120
2008-4	WYATT	JOHNSON	NARCOTICS	WC	D	01/29/2008	30	3	120
2008-5	WYATT	JOHNSON	NARCOTICS	WC	D	01/29/2008	30	3	120
2008-6	WYATT	JOHNSON	NARCOTICS	WC	D	02/01/2008	30	2	90
2008-7	WYATT	JOHNSON	NARCOTICS	WC	D	02/01/2008	30	2	90
2008-8	WYATT	JOHNSON	NARCOTICS	WC	D	02/05/2008	30	3	120
2008-9	WYATT	JOHNSON	NARCOTICS	WC	D	02/15/2008	30	0	30

¹ The prosecuting official authorized the filing of the application under provisions of the state's statute. (See Table 1 for this state's statutory citation.)

² Type: WC = Cellular or Mobile Telephone (Wire), WS = Standard Telephone (Wire), WO = Other (Wire), OM = Microphone (Oral), OO = Other (Oral), ED = Digital Pager (Electronic), EE = Computer or E-Mail (Electronic), EF = Fax Machine (Electronic), EO = Other (Electronic).

³ Location: D = Portable Device, H = Personal Residence, B = Business, A = Public Area, O = Other Location, R = Roving (Relaxed Specification Order), N = Not Specified.

* The first four digits of the A.O. number represent the year in which the wiretap was terminated. Wiretaps that were terminated prior to 2008 were not reported previously because they were part of ongoing investigations.

TABLE B-1
STATE TENNESSEE

CALENDAR YEAR 2008

**REPORT BY PROSECUTORS OF COURT-AUTHORIZED INTERCEPTS OF WIRE, ORAL, OR ELECTRONIC COMMUNICATIONS
PURSUANT TO 18 U.S.C. 2519**

A.O. Number *	Number Of Days in Oper- ation ⁴	Average Inter- cepts per Day	Number of ⁵			Costs		Number of					
			Persons Inter- cepted	Intercepts	Incrim- inating Intercepts	Total Cost in \$	Other Than Manpower in \$	Arrests	Trials	Motions to Suppress Intercepts ⁶			Persons Con- victed
										G	D	P	
4TH JUDICIAL DISTRICT (SEVIER)													
2008-1	103	11	45	1,113	262	82,581	22,997	18	-	-	-	-	-
2008-2	58	11	77	664	138	RELATED TO NO. 2008-1		RELATED TO NO. 2008-1					
2008-3	44	27	38	1,199	282	RELATED TO NO. 2008-1		RELATED TO NO. 2008-1					
11TH JUDICIAL CIRCUIT (HAMILTON)													
2008-1	56	96	66	5,389	794	RELATED TO NO. 2008-6		RELATED TO NO. 2008-6					
2008-2	60	87	274	5,214	73	RELATED TO NO. 2008-6		RELATED TO NO. 2008-6					
2008-3	30	113	191	3,394	75	RELATED TO NO. 2008-6		RELATED TO NO. 2008-6					
2008-4	58	186	558	10,775	604	RELATED TO NO. 2008-6		RELATED TO NO. 2008-6					
2008-5	55	18	24	973	123	RELATED TO NO. 2008-6		RELATED TO NO. 2008-6					
2008-6	11	66	38	729	120	35,000	-	43	-	-	11	-	40
2008-7	30	17	111	515	23	RELATED TO NO. 2008-6		RELATED TO NO. 2008-6					
2008-8	90	43	17	3,912	1,645	60,000	-	-	-	-	-	-	-
2008-9	85	39	11	3,287	1,315	RELATED TO NO. 2008-8		-	-	-	-	-	-
13TH JUDICIAL DISTRICT (PUTNAM)													
2008-1	41	81	122	3,312	253	2,000	-	-	-	-	-	-	-
2008-2	41	17	26	710	83	2,000	-	-	-	-	-	-	-
2008-3	12	40	29	483	61	2,000	-	-	-	-	-	-	-
2007-1	55	246	277	13,537	2,013	2,000	-	RELATED TO NO. 2006-1					
2007-2	55	106	173	5,822	513	2,000	-	RELATED TO NO. 2006-1					
2007-3	55	154	269	8,488	981	2,000	-	RELATED TO NO. 2006-1					
2007-4	27	100	166	2,689	151	2,000	-	RELATED TO NO. 2006-1					
2006-1	44	56	169	2,480	411	2,016	16	-	2	-	4	-	16
20TH JUDICIAL DISTRICT (DAVIDSON)													
2008-1	58	90	420	5,205	295	-	-	5	-	-	-	-	5
2008-2	24	20	100	479	100	-	-	-	-	-	-	-	-
2008-3	120	12	257	1,381	-	-	-	-	-	-	-	-	-
2008-4	120	-	5	5	-	-	-	-	-	-	-	-	-
2008-5	120	2	24	211	-	-	-	-	-	-	-	-	-
2008-6	59	72	194	4,234	401	-	-	-	-	-	-	-	-
2008-7	59	52	123	3,091	1,210	-	-	-	-	-	-	-	-
2008-8	120	16	315	1,903	-	-	-	-	-	-	-	-	-
2008-9	30	78	282	2,327	192	-	-	-	-	-	-	-	-

⁴ NI indicates never installed. I indicates installed but never used. NP indicates no prosecutor's report.

⁵ NR indicates not reported or could not be determined.

⁶ Motions: G = Granted, D = Denied, P = Pending.

* The first four digits of the A.O. number represent the year in which the wiretap was terminated. Wiretaps that were terminated prior to 2008 were not reported previously because they were part of ongoing investigations.

REPORT BY JUDGES OF COURT-AUTHORIZED INTERCEPTS OF WIRE, ORAL, OR ELECTRONIC COMMUNICATIONS
PURSUANT TO 18 U.S.C. 2519

A.O. Number *	Authorizing Official		Offense Specified	Intercept		Date of Application	Authorized Length		
	Judge	Prosecutor ¹		Type ²	Location ³		Original Order (Days)	Number of Extensions	Total Length (Days)
20TH JUDICIAL DISTRICT (DAVIDSON) (CONTINUED)									
2008-10	WYATT	JOHNSON	NARCOTICS	WC	D	02/15/2008	30	1	60
2008-11	WYATT	JOHNSON	NARCOTICS	WC	D	03/12/2008	30	0	30
2008-12	WYATT	JOHNSON	NARCOTICS	WC	D	03/12/2008	30	0	30
2008-13	WYATT	JOHNSON	NARCOTICS	WC	D	03/27/2008	30	0	30
2008-14	FISHBURN	JOHNSON	NARCOTICS	WC	D	10/07/2008	30	3	120
2008-15	FISHBURN	JOHNSON	NARCOTICS	WC	D	10/27/2008	30	0	30
2008-16	FISHBURN	JOHNSON	NARCOTICS	WC	D	11/07/2008	30	0	30
2008-17	FISHBURN	JOHNSON	NARCOTICS	WC	D	11/17/2008	30	0	30
2008-18	FISHBURN	JOHNSON	NARCOTICS	WC	D	11/21/2008	30	0	30
30TH JUDICIAL DISTRICT (SHELBY)									
2008-1	WARD	GIBBONS	NARCOTICS	WC	D	09/25/2008	30	1	60

¹ The prosecuting official authorized the filing of the application under provisions of the state's statute. (See Table 1 for this state's statutory citation.)² Type: WC = Cellular or Mobile Telephone (Wire), WS = Standard Telephone (Wire), WO = Other (Wire), OM = Microphone (Oral), OO = Other (Oral), ED = Digital Pager (Electronic), EE = Computer or E-Mail (Electronic), EF = Fax Machine (Electronic), EO = Other (Electronic).³ Location: D = Portable Device, H = Personal Residence, B = Business, A = Public Area, O = Other Location, R = Roving (Relaxed Specification Order), N = Not Specified.

* The first four digits of the A.O. number represent the year in which the wiretap was terminated. Wiretaps that were terminated prior to 2008 were not reported previously because they were part of ongoing investigations.

TABLE B-1
STATE TENNESSEE

CALENDAR YEAR 2008

REPORT BY PROSECUTORS OF COURT-AUTHORIZED INTERCEPTS OF WIRE, ORAL, OR ELECTRONIC COMMUNICATIONS
PURSUANT TO 18 U.S.C. 2519

A.O. Number *	Number Of Days in Oper- ation ⁴	Average Inter- cepts per Day	Number of ⁵			Costs		Number of					
			Persons Inter- cepted	Intercepts	Incrim- inating Intercepts	Total Cost in \$	Other Than Manpower in \$	Arrests	Trials	Motions to Suppress Intercepts ⁶			Persons Con- victed
										G	D	P	
20TH JUDICIAL DISTRICT (DAVIDSON) (CONTINUED)													
2008-10	60	52	255	3,105	53	-	-	-	-	-	-	-	-
2008-11	19	101	74	1,913	1,210	-	-	-	-	-	-	-	-
2008-12	19	94	104	1,784	81	-	-	-	-	-	-	-	-
2008-13	4	11	13	44	25	-	-	-	-	-	-	-	-
2008-14	2	6	15	13	-	-	-	-	-	-	-	-	-
2008-15	10	1	1	8	-	-	-	-	-	-	-	-	-
2008-16	30	10	70	288	4	-	-	-	-	-	-	-	-
2008-17	14	1	2	9	-	-	-	-	-	-	-	-	-
2008-18	14	3	1	37	-	-	-	-	-	-	-	-	-
30TH JUDICIAL DISTRICT (SHELBY)													
2008-1	41	220	589	9,003	397	23,159	3,650	-	-	-	-	-	-

⁴ NI indicates never installed. I indicates installed but never used. NP indicates no prosecutor's report.

⁵ NR indicates not reported or could not be determined.

⁶ Motions: G = Granted, D = Denied, P = Pending.

* The first four digits of the A.O. number represent the year in which the wiretap was terminated. Wiretaps that were terminated prior to 2008 were not reported previously because they were part of ongoing investigations.

REPORT BY JUDGES OF COURT-AUTHORIZED INTERCEPTS OF WIRE, ORAL, OR ELECTRONIC COMMUNICATIONS
PURSUANT TO 18 U.S.C. 2519

A.O. Number *	Authorizing Official		Offense Specified	Intercept		Date of Application	Authorized Length		
	Judge	Prosecutor ¹		Type ²	Location ³		Original Order (Days)	Number of Extensions	Total Length (Days)
TARRANT									
2008-1	FOSTEL	CURRY	MURDER	WC,WO	D	12/19/2007	30	0	30
TRAVIS									
2008-1	CARNES	WARNER	MURDER	WC	D	12/05/2008	30	0	30

¹ The prosecuting official authorized the filing of the application under provisions of the state's statute. (See Table 1 for this state's statutory citation.)

² Type: WC = Cellular or Mobile Telephone (Wire), WS = Standard Telephone (Wire), WO = Other (Wire), OM = Microphone (Oral), OO = Other (Oral), ED = Digital Pager (Electronic), EE = Computer or E-Mail (Electronic), EF = Fax Machine (Electronic), EO = Other (Electronic).

³ Location: D = Portable Device, H = Personal Residence, B = Business, A = Public Area, O = Other Location, R = Roving (Relaxed Specification Order), N = Not Specified.

* The first four digits of the A.O. number represent the year in which the wiretap was terminated. Wiretaps that were terminated prior to 2008 were not reported previously because they were part of ongoing investigations.

TABLE B-1
STATE TEXAS

CALENDAR YEAR 2008

REPORT BY PROSECUTORS OF COURT-AUTHORIZED INTERCEPTS OF WIRE, ORAL, OR ELECTRONIC COMMUNICATIONS
PURSUANT TO 18 U.S.C. 2519

A.O. Number *	Number Of Days in Oper- ation ⁴	Average Inter- cepts per Day	Number of ⁵			Costs		Number of					
			Persons Inter- cepted	Intercepts	Incrim- inating Intercepts	Total Cost in \$	Other Than Manpower in \$	Arrests	Trials	Motions to Suppress Intercepts ⁶			Persons Con- victed
										G	D	P	
TARRANT													
2008-1	30	65	100	1,948	57	29,455	2,703	-	-	-	-	-	-
TRAVIS													
2008-1	12	597	28	7,161	544	-	-	-	-	-	-	-	-

⁴ NI indicates never installed. I indicates installed but never used. NP indicates no prosecutor's report.

⁵ NR indicates not reported or could not be determined.

⁶ Motions: G = Granted, D = Denied, P = Pending.

* The first four digits of the A.O. number represent the year in which the wiretap was terminated. Wiretaps that were terminated prior to 2008 were not reported previously because they were part of ongoing investigations.

TABLE B-1
STATE VIRGINIA

CALENDAR YEAR 2008

REPORT BY JUDGES OF COURT-AUTHORIZED INTERCEPTS OF WIRE, ORAL, OR ELECTRONIC COMMUNICATIONS
PURSUANT TO 18 U.S.C. 2519

A.O. Number *	Authorizing Official		Offense Specified	Intercept		Date of Application	Authorized Length		
	Judge	Prosecutor ¹		Type ²	Location ³		Original Order (Days)	Number of Extensions	Total Length (Days)
ROANOKE									
2007-1	SWANSON	LEACH	MURDER	WS	D	10/01/2007	30	0	30
2007-2	SWANSON	LEACH	MURDER	WC	D	10/01/2007	30	0	30
2007-3	SWANSON	LEACH	MURDER	WC	D	10/01/2007	30	0	30
2007-4	SWANSON	LEACH	MURDER	WC	D	10/01/2007	30	0	30
2007-5	SWANSON	LEACH	MURDER	WC	D	10/05/2007	30	0	30
2007-6	SWANSON	LEACH	MURDER	WC	D	10/19/2007	30	0	30

¹ The prosecuting official authorized the filing of the application under provisions of the state's statute. (See Table 1 for this state's statutory citation.)

² Type: WC = Cellular or Mobile Telephone (Wire), WS = Standard Telephone (Wire), WO = Other (Wire), OM = Microphone (Oral), OO = Other (Oral), ED = Digital Pager (Electronic), EE = Computer or E-Mail (Electronic), EF = Fax Machine (Electronic), EO = Other (Electronic).

³ Location: D = Portable Device, H = Personal Residence, B = Business, A = Public Area, O = Other Location, R = Roving (Relaxed Specification Order), N = Not Specified.

* The first four digits of the A.O. number represent the year in which the wiretap was terminated. Wiretaps that were terminated prior to 2008 were not reported previously because they were part of ongoing investigations.

TABLE B-1
STATE VIRGINIA

CALENDAR YEAR 2008

REPORT BY PROSECUTORS OF COURT-AUTHORIZED INTERCEPTS OF WIRE, ORAL, OR ELECTRONIC COMMUNICATIONS
PURSUANT TO 18 U.S.C. 2519

A.O. Number *	Number Of Days in Oper- ation ⁴	Average Inter- cepts per Day	Number of ⁵			Costs		Number of					
			Persons Inter- cepted	Intercepts	Incrim- inating Intercepts	Total Cost in \$	Other Than Manpower in \$	Arrests	Trials	Motions to Suppress Intercepts ⁶			Persons Con- victed
										G	D	P	
ROANOKE													
2007-1	28	29	71	811	-	185,775	35,100	-	-	-	-	-	-
2007-2	16	28	14	453	-	RELATED TO NO. 2007-1		-	-	-	-	-	-
2007-3	27	12	14	312	-	RELATED TO NO. 2007-1		-	-	-	-	-	-
2007-4	27	18	14	484	-	RELATED TO NO. 2007-1		-	-	-	-	-	-
2007-5	NP	-	-	-	-	-	-	-	-	-	-	-	-
2007-6	7	26	14	184	-	RELATED TO NO. 2007-1		-	-	-	-	-	-

⁴ NI indicates never installed. I indicates installed but never used. NP indicates no prosecutor's report.

⁵ NR indicates not reported or could not be determined.

⁶ Motions: G = Granted, D = Denied, P = Pending.

* The first four digits of the A.O. number represent the year in which the wiretap was terminated. Wiretaps that were terminated prior to 2008 were not reported previously because they were part of ongoing investigations.

TABLE B-1
STATE WISCONSIN

CALENDAR YEAR 2008

REPORT BY JUDGES OF COURT-AUTHORIZED INTERCEPTS OF WIRE, ORAL, OR ELECTRONIC COMMUNICATIONS
PURSUANT TO 18 U.S.C. 2519

A.O. Number *	Authorizing Official		Offense Specified	Intercept		Date of Application	Authorized Length		
	Judge	Prosecutor ¹		Type ²	Location ³		Original Order (Days)	Number of Extensions	Total Length (Days)
MILWAUKEE									
2008-1	BRENNAN	MCGRATH	NARCOTICS	WC	D	01/14/2008	30	0	30
2008-2	BRENNAN	MCGRATH	NARCOTICS	WC	D	03/04/2008	30	0	30
2008-3	BRENNAN	MCGRATH	NARCOTICS	WC	D	03/11/2008	30	1	60
2008-4	BRENNAN	MCGRATH	NARCOTICS	WC	D	04/02/2008	30	1	60
2008-5	BRENNAN	MCGRATH	NARCOTICS	WC	D	04/02/2008	30	0	30
2008-6	BRENNAN	MCGRATH	NARCOTICS	WC	D	04/22/2008	30	0	30
2008-7	BRENNAN	MCGRATH	NARCOTICS	WC	D	05/09/2008	30	1	60
SHEBOYGAN									
2008-1	DEETS	DECECCO	NARCOTICS	WC	D	11/18/2008	30	0	30
2008-2	DEETS	DECECCO	NARCOTICS	WC	D	11/18/2008	30	0	30

¹ The prosecuting official authorized the filing of the application under provisions of the state's statute. (See Table 1 for this state's statutory citation.)

² Type: WC = Cellular or Mobile Telephone (Wire), WS = Standard Telephone (Wire), WO = Other (Wire), OM = Microphone (Oral), OO = Other (Oral), ED = Digital Pager (Electronic), EE = Computer or E-Mail (Electronic), EF = Fax Machine (Electronic), EO = Other (Electronic).

³ Location: D = Portable Device, H = Personal Residence, B = Business, A = Public Area, O = Other Location, R = Roving (Relaxed Specification Order), N = Not Specified.

* The first four digits of the A.O. number represent the year in which the wiretap was terminated. Wiretaps that were terminated prior to 2008 were not reported previously because they were part of ongoing investigations.

TABLE B-1
STATE WISCONSIN

CALENDAR YEAR 2008

REPORT BY PROSECUTORS OF COURT-AUTHORIZED INTERCEPTS OF WIRE, ORAL, OR ELECTRONIC COMMUNICATIONS
PURSUANT TO 18 U.S.C. 2519

A.O. Number *	Number Of Days in Oper- ation ⁴	Average Inter- cepts per Day	Number of ⁵			Costs		Number of					
			Persons Inter- cepted	Intercepts	Incrim- inating Intercepts	Total Cost in \$	Other Than Manpower in \$	Arrests	Trials	Motions to Suppress Intercepts ⁶			Persons Con- victed
										G	D	P	
MILWAUKEE													
2008-1	28	46	224	1,291	1,039	435,000	35,000	-	-	-	-	-	-
2008-2	1	78	44	78	29	RELATED TO NO. 2008-1		-	-	-	-	-	-
2008-3	58	53	369	3,052	647	RELATED TO NO. 2008-1		-	-	-	-	-	-
2008-4	53	9	112	454	129	RELATED TO NO. 2008-1		-	-	-	-	-	-
2008-5	24	31	171	752	405	RELATED TO NO. 2008-1		-	-	-	-	-	-
2008-6	24	4	6	102	44	RELATED TO NO. 2008-1		-	-	-	-	-	-
2008-7	53	6	21	311	283	RELATED TO NO. 2008-1		-	-	-	-	-	-
SHEBOYGAN													
2008-1	26	126	91	3,284	618	180,300	7,500	-	-	-	-	-	-
2008-2	27	171	180	4,621	258	RELATED TO NO. 2008-1		-	-	-	-	-	-

⁴ NI indicates never installed. I indicates installed but never used. NP indicates no prosecutor's report.

⁵ NR indicates not reported or could not be determined.

⁶ Motions: G = Granted, D = Denied, P = Pending.

* The first four digits of the A.O. number represent the year in which the wiretap was terminated. Wiretaps that were terminated prior to 2008 were not reported previously because they were part of ongoing investigations.

REPORT BY JUDGES OF COURT-AUTHORIZED INTERCEPTS OF WIRE, ORAL, OR ELECTRONIC COMMUNICATIONS
PURSUANT TO 18 U.S.C. 2519

A.O. Number *	Authorizing Official		Offense Specified	Intercept		Date of Application	Authorized Length		
	Judge	Prosecutor ¹		Type ²	Location ³		Original Order (Days)	Number of Extensions	Total Length (Days)
LARAMIE									
2008-1	DAVIS	CALLAGHAN	NARCOTICS	WC	D	09/16/2008	30	0	30

¹ The prosecuting official authorized the filing of the application under provisions of the state's statute. (See Table 1 for this state's statutory citation.)

² Type: WC = Cellular or Mobile Telephone (Wire), WS = Standard Telephone (Wire), WO = Other (Wire), OM = Microphone (Oral), OO = Other (Oral), ED = Digital Pager (Electronic), EE = Computer or E-Mail (Electronic), EF = Fax Machine (Electronic), EO = Other (Electronic).

³ Location: D = Portable Device, H = Personal Residence, B = Business, A = Public Area, O = Other Location, R = Roving (Relaxed Specification Order), N = Not Specified.

* The first four digits of the A.O. number represent the year in which the wiretap was terminated. Wiretaps that were terminated prior to 2008 were not reported previously because they were part of ongoing investigations.

TABLE B-1
STATE WYOMING

CALENDAR YEAR 2008

REPORT BY PROSECUTORS OF COURT-AUTHORIZED INTERCEPTS OF WIRE, ORAL, OR ELECTRONIC COMMUNICATIONS
PURSUANT TO 18 U.S.C. 2519

A.O. Number *	Number Of Days in Oper- ation ⁴	Average Inter- cepts per Day	Number of ⁵			Costs		Number of					
			Persons Inter- cepted	Intercepts	Incrim- inating Intercepts	Total Cost in \$	Other Than Manpower in \$	Arrests	Trials	Motions to Suppress Intercepts ⁶			Persons Con- victed
										G	D	P	
LARAMIE													
2008-1	11	374	164	4,114	361	59,500	-	-	-	-	-	-	-

⁴ NI indicates never installed. I indicates installed but never used. NP indicates no prosecutor's report.

⁵ NR indicates not reported or could not be determined.

⁶ Motions: G = Granted, D = Denied, P = Pending.

* The first four digits of the A.O. number represent the year in which the wiretap was terminated. Wiretaps that were terminated prior to 2008 were not reported previously because they were part of ongoing investigations.

SUPPLEMENTARY REPORT BY PROSECUTORS FOR INTERCEPTS TERMINATED IN CALENDAR YEAR 2000
AS OF DECEMBER 31, 2008

State, County	A.O. Report Number in 2000 Report	Date of Application	Additional Activity During Calendar Year 2008							
			Total Cost in \$	Persons Arrested	Trials Completed	Motions to Suppress Intercepts ¹			Persons Con- victed	Offense for Which Convicted
						G	D	P		
ARIZONA MARICOPA										
	2000-6	08/17/2000	-	1	-	-	-	-	-	

¹ Motions: G = Granted, D = Denied, P = Pending.

SUPPLEMENTARY REPORT BY PROSECUTORS FOR INTERCEPTS TERMINATED IN CALENDAR YEAR 2002
AS OF DECEMBER 31, 2008

State, County	A.O. Report Number in 2002 Report	Date of Application	Additional Activity During Calendar Year 2008							
			Total Cost in \$	Persons Arrested	Trials Completed	Motions to Suppress Intercepts ¹			Persons Con- victed	Offense for Which Convicted
						G	D	P		
PENNSYLVANIA										
STATE ATTORNEY GENERAL										
	2002-9	08/09/2002	-	-	-	-	-	-	1	NARCOTICS

¹ Motions: G = Granted, D = Denied, P = Pending.

TABLE B-2
STATE COURTS

CALENDAR YEAR 2008

SUPPLEMENTARY REPORT BY PROSECUTORS FOR INTERCEPTS TERMINATED IN CALENDAR YEAR 2004
AS OF DECEMBER 31, 2008

State, County	A.O. Report Number in 2004 Report	Date of Application	Additional Activity During Calendar Year 2008								
			Total Cost in \$	Persons Arrested	Trials Completed	Motions to Suppress Intercepts¹			Persons Con- victed	Offense for Which Convicted	
						G	D	P			
ARIZONA											
PIMA	2004-1	06/08/2004	-	-	1	-	-	-	6	NARCOTICS	
CALIFORNIA											
SAN DIEGO	2004-11	08/31/2004	-	-	-	-	-	-	7	CONSPIRACY	
FLORIDA											
17TH JUDICIAL CIRCUIT (BROWARD)	2004-4	07/28/2004	-	25	-	-	-	-	6	RACKETEERING	
18TH JUDICIAL CIRCUIT (BREVARD/SEMINOLE)	2004-5	06/07/2004	-	-	-	-	-	-	3	NARCOTICS	
	2004-10	07/06/2004	-	-	-	-	-	-	2	NARCOTICS	
GEORGIA											
GWINNETT	2004-1	07/08/2004	-	-	-	-	-	-	14	NARCOTICS	
MASSACHUSETTS											
MIDDLESEX	2004-1	11/18/2004	-	7	-	-	-	-	7	GAMBLING	
NEW JERSEY											
BERGEN	2004-7	09/08/2004	-	-	-	-	-	-	1	GAMBLING	
	2004-10	09/16/2004	-	-	-	15	-	-	6	GAMBLING	
	2004-11	09/16/2004	-	-	-	-	-	-	1	GAMBLING	
STATE ATTORNEY GENERAL	2004-1	01/26/2004	-	-	-	-	-	-	5	NARCOTICS	
	2004-10	05/10/2004	-	-	-	-	-	-	1	NARCOTICS	
	2004-23	05/16/2003	-	-	-	-	-	-	3	NARCOTICS	
	2004-25	06/02/2003	-	-	-	-	-	-	2	NARCOTICS	
NEW YORK											
STATE ATTORNEY GENERAL	2004-1	03/29/2004	-	-	-	-	-	-	1	CORRUPTION	

¹ Motions: G = Granted, D = Denied, P = Pending.

SUPPLEMENTARY REPORT BY PROSECUTORS FOR INTERCEPTS TERMINATED IN CALENDAR YEAR 2005
AS OF DECEMBER 31, 2008

State, County	A.O. Report Number in 2005 Report	Date of Application	Additional Activity During Calendar Year 2008							
			Total Cost in \$	Persons Arrested	Trials Completed	Motions to Suppress Intercepts¹			Persons Con- victed	Offense for Which Convicted
						G	D	P		
FLORIDA										
17TH JUDICIAL CIRCUIT (BROWARD)	2005-5	04/29/2005	-	12	-	-	-	-	5	NARCOTICS
GEORGIA										
GWINNETT	2005-1	01/20/2005	-	-	1	-	-	-	7	NARCOTICS
NEVADA										
CLARK	2005-1	04/25/2005	-	2	1	-	-	-	2	MURDER
NEW JERSEY										
BERGEN	2005-3	04/02/2005	-	-	-	-	-	-	1	\$LAUNDERING
MORRIS	2005-5	09/06/2005	-	-	-	-	-	-	10	NARCOTICS
	2005-6	09/06/2005	-	-	-	-	-	-	9	NARCOTICS
STATE ATTORNEY GENERAL	2005-13	03/07/2005	-	-	-	-	-	-	2	RACKETEERING
	2005-35	05/25/2005	-	-	-	-	-	-	8	RACKETEERING
	2005-46	06/30/2005	-	-	-	-	-	-	7	NARCOTICS
NEW YORK										
NY ORGANIZED CRIME TASK FORCE	2005-8	06/07/2005	-	39	-	-	-	-	33	OTHER
SUFFOLK	2005-1	11/18/2004	-	-	-	-	-	-	7	CONSPIRACY
	2005-11	12/08/2004	-	-	-	-	-	-	1	CONSPIRACY
	2005-25	04/15/2005	-	-	-	-	-	-	2	CONSPIRACY
PENNSYLVANIA										
STATE ATTORNEY GENERAL	2005-6	01/25/2005	-	-	1	-	-	-	20	NARCOTICS

¹ Motions: G = Granted, D = Denied, P = Pending.

SUPPLEMENTARY REPORT BY PROSECUTORS FOR INTERCEPTS TERMINATED IN CALENDAR YEAR 2006
AS OF DECEMBER 31, 2008

State, County	A.O. Report Number in 2006 Report	Date of Application	Additional Activity During Calendar Year 2008								
			Total Cost in \$	Persons Arrested	Trials Completed	Motions to Suppress Intercepts ¹			Persons Con- victed	Offense for Which Convicted	
						G	D	P			
CALIFORNIA											
CONTRA COSTA	2006-2	04/17/2006	-	1	-	-	-	-	2	NARCOTICS	
SACRAMENTO	2006-1	05/16/2006	-	14	-	-	-	-	2	NARCOTICS	
COLORADO											
4TH JUDICIAL DISTRICT (EL PASO)	2006-1	02/03/2006	-	2	1	-	1	-	2	NARCOTICS	
	2006-18	06/07/2006	-	1	-	-	-	-	1	NARCOTICS	
	2006-20	08/31/2006	-	1	-	-	-	-	1	NARCOTICS	
FLORIDA											
17TH JUDICIAL CIRCUIT (BROWARD)	2006-2	06/23/2006	-	8	-	-	-	-	2	RACKETEERING	
	2006-3	07/14/2006	-	7	-	-	-	-	3	RACKETEERING	
18TH JUDICIAL CIRCUIT (BREVARD/SEMINOLE)	2006-10	05/09/2006	-	-	-	-	-	-	11	NARCOTICS	
GEORGIA											
BIBB	2006-2	07/20/2006	28,000	20	11	-	-	-	-		
GWINNETT	2006-1	06/09/2006	-	-	1	-	-	-	2	NARCOTICS	
MARYLAND											
FREDERICK	2006-1	06/14/2006	-	1	-	-	-	1	-		
MASSACHUSETTS											
MIDDLESEX	2006-1	03/23/2006	-	2	-	-	-	-	1	MURDER	
NEVADA											
CLARK	2006-6	10/24/2006	-	-	-	-	-	-	1	NARCOTICS	

¹ Motions: G = Granted, D = Denied, P = Pending.

SUPPLEMENTARY REPORT BY PROSECUTORS FOR INTERCEPTS TERMINATED IN CALENDAR YEAR 2006
AS OF DECEMBER 31, 2008 (CONTINUED)

State, County	A.O. Report Number in 2006 Report	Date of Application	Additional Activity During Calendar Year 2008							
			Total Cost in \$	Persons Arrested	Trials Completed	Motions to Suppress Intercepts¹			Persons Con- victed	Offense for Which Convicted
						G	D	P		
NEW JERSEY										
BERGEN										
	2006-1	01/03/2006	-	-	-	-	-	-	1	\$LAUNDERING
	2006-2	01/12/2006	-	-	-	-	-	-	3	GAMBLING
HUDSON										
	2006-17	09/05/2006	-	-	-	-	-	-	1	NARCOTICS
	2006-18	10/31/2006	-	-	-	-	-	-	1	NARCOTICS
	2006-23	12/20/2006	-	-	-	-	-	-	3	NARCOTICS
MERCER										
	2006-4	11/01/2006	-	-	-	-	-	-	3	NARCOTICS
MORRIS										
	2006-3	06/08/2006	-	-	-	-	-	-	3	NARCOTICS
	2006-9	09/07/2006	-	-	-	-	-	-	15	NARCOTICS
STATE ATTORNEY GENERAL										
	2006-8	02/15/2006	-	-	-	-	-	-	3	NARCOTICS
	2006-22	05/12/2006	-	42	-	-	-	-	37	NARCOTICS
	2006-41	09/04/2006	-	-	-	-	-	-	3	NARCOTICS
	2006-44	10/16/2006	-	-	-	-	-	-	3	NARCOTICS
	2006-111	(See Appendix Table B-1 in this year's report.)								
WARREN										
	2006-1	05/17/2006	-	-	-	-	-	-	4	NARCOTICS
	2006-2	06/05/2006	-	-	-	-	-	-	4	NARCOTICS
NEW YORK										
NEW YORK										
	2006-18	(See Appendix Table B-1 in this year's report.)								
NY ORGANIZED CRIME TASK FORCE										
	2006-12	09/08/2006	-	1	-	-	-	-	1	NARCOTICS

¹ Motions: G = Granted, D = Denied, P = Pending.

SUPPLEMENTARY REPORT BY PROSECUTORS FOR INTERCEPTS TERMINATED IN CALENDAR YEAR 2006
AS OF DECEMBER 31, 2008 (CONTINUED)

State, County	A.O. Report Number in 2006 Report	Date of Application	Additional Activity During Calendar Year 2008							
			Total Cost in \$	Persons Arrested	Trials Completed	Motions to Suppress Intercepts ¹			Persons Con- victed	Offense for Which Convicted
						G	D	P		
NEW YORK (CONTINUED)										
ONONDAGA										
	2006-2	11/18/2005	-	-	-	-	-	-	2	NARCOTICS
STATE ATTORNEY GENERAL										
	2006-1	09/12/2005	-	-	-	-	-	-	2	FRAUD
OHIO										
FRANKLIN										
	2006-4	08/24/2006	-	1	-	-	-	-	1	RACKETEERING
PENNSYLVANIA										
MONTGOMERY										
	2006-1	03/23/2006	-	-	-	-	-	-	1	NARCOTICS
	2006-5	09/28/2006	-	-	-	-	-	-	6	NARCOTICS
STATE ATTORNEY GENERAL										
	2006-3	02/07/2006	-	-	-	-	-	-	1	NARCOTICS
	2006-16	11/15/2006	-	-	-	-	-	-	2	NARCOTICS
TENNESSEE										
13TH JUDICIAL DISTRICT (PUTNAM)										
	2006-1	(See Appendix Table B-1 in this year's report.)								
TEXAS										
HARRIS										
	2006-1	09/25/2006	-	2	-	-	-	-	-	

¹ Motions: G = Granted, D = Denied, P = Pending.

SUPPLEMENTARY REPORT BY PROSECUTORS FOR INTERCEPTS TERMINATED IN CALENDAR YEAR 2007
AS OF DECEMBER 31, 2008

State, County	A.O. Report Number in 2007 Report	Date of Application	Additional Activity During Calendar Year 2008							Persons Con- victed	Offense for Which Convicted
			Total Cost in \$	Persons Arrested	Trials Completed	Motions to Suppress Intercepts ¹					
						G	D	P			
ARIZONA											
YUMA	2007-9	08/08/2007-	2	1	-	-	-	6		NARCOTICS	
CALIFORNIA											
CONTRA COSTA	2007-1	09/04/2007	30,000	-	-	-	-	-	-		
	2007-2	09/17/2007	30,000	1	-	-	-	-	2	NARCOTICS	
	2007-4	09/26/2007	30,000	32	-	-	-	-	-		
LOS ANGELES											
	2007-292	(See Appendix Table B-1 in this year's report.)									
	2007-293	(See Appendix Table B-1 in this year's report.)									
	2007-294	(See Appendix Table B-1 in this year's report.)									
	2007-295	(See Appendix Table B-1 in this year's report.)									
	2007-296	(See Appendix Table B-1 in this year's report.)									
	2007-297	(See Appendix Table B-1 in this year's report.)									
	2007-298	(See Appendix Table B-1 in this year's report.)									
	2007-299	(See Appendix Table B-1 in this year's report.)									
	2007-300	(See Appendix Table B-1 in this year's report.)									
	2007-301	(See Appendix Table B-1 in this year's report.)									
MERCED											
	2007-1	(See Appendix Table B-1 in this year's report.)									
	2007-2	(See Appendix Table B-1 in this year's report.)									
	2007-3	(See Appendix Table B-1 in this year's report.)									
	2007-4	(See Appendix Table B-1 in this year's report.)									
	2007-5	(See Appendix Table B-1 in this year's report.)									

¹ Motions: G = Granted, D = Denied, P = Pending.

SUPPLEMENTARY REPORT BY PROSECUTORS FOR INTERCEPTS TERMINATED IN CALENDAR YEAR 2007
AS OF DECEMBER 31, 2008 (CONTINUED)

State, County	A.O. Report Number in 2007 Report	Date of Application	Additional Activity During Calendar Year 2008								Persons Con- victed	Offense for Which Convicted
			Total Cost in \$	Persons Arrested	Trials Completed	Motions to Suppress Intercepts ¹						
						G	D	P				
CALIFORNIA (CONTINUED)												
ORANGE												
	2007-1	(See Appendix Table B-1 in this year's report.)										
	2007-2	(See Appendix Table B-1 in this year's report.)										
	2007-3	(See Appendix Table B-1 in this year's report.)										
	2007-4	(See Appendix Table B-1 in this year's report.)										
	2007-5	(See Appendix Table B-1 in this year's report.)										
	2007-6	(See Appendix Table B-1 in this year's report.)										
	2007-7	(See Appendix Table B-1 in this year's report.)										
	2007-8	(See Appendix Table B-1 in this year's report.)										
	2007-9	(See Appendix Table B-1 in this year's report.)										
	2007-10	(See Appendix Table B-1 in this year's report.)										
	2007-11	(See Appendix Table B-1 in this year's report.)										
	2007-12	(See Appendix Table B-1 in this year's report.)										
	2007-13	(See Appendix Table B-1 in this year's report.)										
	2007-14	(See Appendix Table B-1 in this year's report.)										
	2007-15	(See Appendix Table B-1 in this year's report.)										
	2007-16	(See Appendix Table B-1 in this year's report.)										
	2007-17	(See Appendix Table B-1 in this year's report.)										
	2007-18	(See Appendix Table B-1 in this year's report.)										
	2007-19	(See Appendix Table B-1 in this year's report.)										
	2007-20	(See Appendix Table B-1 in this year's report.)										
	2007-21	(See Appendix Table B-1 in this year's report.)										
	2007-22	(See Appendix Table B-1 in this year's report.)										
	2007-23	(See Appendix Table B-1 in this year's report.)										
	2007-24	(See Appendix Table B-1 in this year's report.)										
	2007-25	(See Appendix Table B-1 in this year's report.)										

¹ Motions: G = Granted, D = Denied, P = Pending.

SUPPLEMENTARY REPORT BY PROSECUTORS FOR INTERCEPTS TERMINATED IN CALENDAR YEAR 2007
AS OF DECEMBER 31, 2008 (CONTINUED)

State, County	A.O. Report Number in 2007 Report	Date of Application	Additional Activity During Calendar Year 2008							
			Total Cost in \$	Persons Arrested	Trials Completed	Motions to Suppress Intercepts ¹			Persons Con- victed	Offense for Which Convicted
						G	D	P		
CALIFORNIA (CONTINUED)										
ORANGE (CONTINUED)										
	2007-26	(See Appendix Table B-1 in this year's report.)								
	2007-27	(See Appendix Table B-1 in this year's report.)								
	2007-28	(See Appendix Table B-1 in this year's report.)								
	2007-29	(See Appendix Table B-1 in this year's report.)								
	2007-30	(See Appendix Table B-1 in this year's report.)								
	2007-31	(See Appendix Table B-1 in this year's report.)								
	2007-32	(See Appendix Table B-1 in this year's report.)								
	2007-33	(See Appendix Table B-1 in this year's report.)								
	2007-34	(See Appendix Table B-1 in this year's report.)								
	2007-35	(See Appendix Table B-1 in this year's report.)								
	2007-36	(See Appendix Table B-1 in this year's report.)								
	2007-37	(See Appendix Table B-1 in this year's report.)								
	2007-38	(See Appendix Table B-1 in this year's report.)								
	2007-39	(See Appendix Table B-1 in this year's report.)								
	2007-40	(See Appendix Table B-1 in this year's report.)								
	2007-41	(See Appendix Table B-1 in this year's report.)								
	2007-42	(See Appendix Table B-1 in this year's report.)								
	2007-43	(See Appendix Table B-1 in this year's report.)								
	2007-44	(See Appendix Table B-1 in this year's report.)								
	2007-45	(See Appendix Table B-1 in this year's report.)								
	2007-46	(See Appendix Table B-1 in this year's report.)								
	2007-47	(See Appendix Table B-1 in this year's report.)								
	2007-48	(See Appendix Table B-1 in this year's report.)								
	2007-49	(See Appendix Table B-1 in this year's report.)								
	2007-50	(See Appendix Table B-1 in this year's report.)								

¹ Motions: G = Granted, D = Denied, P = Pending.

SUPPLEMENTARY REPORT BY PROSECUTORS FOR INTERCEPTS TERMINATED IN CALENDAR YEAR 2007
AS OF DECEMBER 31, 2008

State, County	A.O. Report Number in 2007 Report	Date of Application	Additional Activity During Calendar Year 2008								
			Total Cost in \$	Persons Arrested	Trials Completed	Motions to Suppress Intercepts ¹			Persons Con- victed	Offense for Which Convicted	
						G	D	P			
CALIFORNIA (CONTINUED)											
ORANGE (CONTINUED)											
	2007-51	(See Appendix Table B-1 in this year's report.)									
	2007-52	(See Appendix Table B-1 in this year's report.)									
	2007-53	(See Appendix Table B-1 in this year's report.)									
	2007-54	(See Appendix Table B-1 in this year's report.)									
	2007-55	(See Appendix Table B-1 in this year's report.)									
	2007-56	(See Appendix Table B-1 in this year's report.)									
	2007-57	(See Appendix Table B-1 in this year's report.)									
	2007-59	(See Appendix Table B-1 in this year's report.)									
	2007-60	(See Appendix Table B-1 in this year's report.)									
	2007-61	(See Appendix Table B-1 in this year's report.)									
	2007-62	(See Appendix Table B-1 in this year's report.)									
	2007-63	(See Appendix Table B-1 in this year's report.)									
	2007-64	(See Appendix Table B-1 in this year's report.)									
	2007-65	(See Appendix Table B-1 in this year's report.)									
	2007-66	(See Appendix Table B-1 in this year's report.)									
	2007-67	(See Appendix Table B-1 in this year's report.)									
	2007-68	(See Appendix Table B-1 in this year's report.)									
	2007-69	(See Appendix Table B-1 in this year's report.)									
	2007-70	(See Appendix Table B-1 in this year's report.)									
	2007-71	(See Appendix Table B-1 in this year's report.)									
	2007-72	(See Appendix Table B-1 in this year's report.)									
	2007-73	(See Appendix Table B-1 in this year's report.)									
	2007-74	(See Appendix Table B-1 in this year's report.)									
	2007-75	(See Appendix Table B-1 in this year's report.)									
	2007-76	(See Appendix Table B-1 in this year's report.)									

¹ Motions: G = Granted, D = Denied, P = Pending.

SUPPLEMENTARY REPORT BY PROSECUTORS FOR INTERCEPTS TERMINATED IN CALENDAR YEAR 2007
AS OF DECEMBER 31, 2008 (CONTINUED)

State, County	A.O. Report Number in 2007 Report	Date of Application	Additional Activity During Calendar Year 2008							
			Total Cost in \$	Persons Arrested	Trials Completed	Motions to Suppress Intercepts ¹			Persons Con- victed	Offense for Which Convicted
						G	D	P		
CALIFORNIA (CONTINUED)										
ORANGE (CONTINUED)										
	2007-77	(See Appendix Table B-1 in this year's report.)								
	2007-78	(See Appendix Table B-1 in this year's report.)								
	2007-79	(See Appendix Table B-1 in this year's report.)								
	2007-80	(See Appendix Table B-1 in this year's report.)								
	2007-81	(See Appendix Table B-1 in this year's report.)								
	2007-82	(See Appendix Table B-1 in this year's report.)								
	2007-83	(See Appendix Table B-1 in this year's report.)								
	2007-84	(See Appendix Table B-1 in this year's report.)								
	2007-85	(See Appendix Table B-1 in this year's report.)								
	2007-86	(See Appendix Table B-1 in this year's report.)								
	2007-87	(See Appendix Table B-1 in this year's report.)								
	2007-88	(See Appendix Table B-1 in this year's report.)								
	2007-89	(See Appendix Table B-1 in this year's report.)								
RIVERSIDE										
	2007-1	(See Appendix Table B-1 in this year's report.)								
	2007-2	(See Appendix Table B-1 in this year's report.)								
	2007-3	(See Appendix Table B-1 in this year's report.)								
	2007-4	(See Appendix Table B-1 in this year's report.)								
	2007-5	(See Appendix Table B-1 in this year's report.)								
	2007-6	(See Appendix Table B-1 in this year's report.)								
	2007-7	(See Appendix Table B-1 in this year's report.)								
	2007-8	(See Appendix Table B-1 in this year's report.)								
	2007-9	(See Appendix Table B-1 in this year's report.)								
	2007-10	(See Appendix Table B-1 in this year's report.)								
	2007-11	(See Appendix Table B-1 in this year's report.)								

¹ Motions: G = Granted, D = Denied, P = Pending.

SUPPLEMENTARY REPORT BY PROSECUTORS FOR INTERCEPTS TERMINATED IN CALENDAR YEAR 2007
AS OF DECEMBER 31, 2008 (CONTINUED)

State, County	A.O. Report Number in 2007 Report	Date of Application	Additional Activity During Calendar Year 2008							Persons Con- victed	Offense for Which Convicted
			Total Cost in \$	Persons Arrested	Trials Completed	Motions to Suppress Intercepts ¹					
						G	D	P			
CALIFORNIA (CONTINUED)											
RIVERSIDE (CONTINUED)											
	2007-12	(See Appendix Table B-1 in this year's report.)									
	2007-13	(See Appendix Table B-1 in this year's report.)									
	2007-14	(See Appendix Table B-1 in this year's report.)									
	2007-15	(See Appendix Table B-1 in this year's report.)									
	2007-16	(See Appendix Table B-1 in this year's report.)									
	2007-17	(See Appendix Table B-1 in this year's report.)									
	2007-18	(See Appendix Table B-1 in this year's report.)									
	2007-19	(See Appendix Table B-1 in this year's report.)									
	2007-20	(See Appendix Table B-1 in this year's report.)									
	2007-21	(See Appendix Table B-1 in this year's report.)									
	2007-22	(See Appendix Table B-1 in this year's report.)									
	2007-24	(See Appendix Table B-1 in this year's report.)									
	2007-25	(See Appendix Table B-1 in this year's report.)									
	2007-26	(See Appendix Table B-1 in this year's report.)									
	2007-27	(See Appendix Table B-1 in this year's report.)									
	2007-28	(See Appendix Table B-1 in this year's report.)									
	2007-29	(See Appendix Table B-1 in this year's report.)									
	2007-30	(See Appendix Table B-1 in this year's report.)									
	2007-31	(See Appendix Table B-1 in this year's report.)									
	2007-32	(See Appendix Table B-1 in this year's report.)									
	2007-33	(See Appendix Table B-1 in this year's report.)									
	2007-34	(See Appendix Table B-1 in this year's report.)									
	2007-35	(See Appendix Table B-1 in this year's report.)									
	2007-37	(See Appendix Table B-1 in this year's report.)									

¹ Motions: G = Granted, D = Denied, P = Pending.

SUPPLEMENTARY REPORT BY PROSECUTORS FOR INTERCEPTS TERMINATED IN CALENDAR YEAR 2007
AS OF DECEMBER 31, 2008 (CONTINUED)

State, County	A.O. Report Number in 2007 Report	Date of Application	Additional Activity During Calendar Year 2008							
			Total Cost in \$	Persons Arrested	Trials Completed	Motions to Suppress Intercepts¹			Persons Con- victed	Offense for Which Convicted
						G	D	P		
CALIFORNIA (CONTINUED)										
SACRAMENTO										
	2007-1	01/19/2007	-	2	1	-	-	-	1	MURDER
	2007-2	04/23/2007	-	24	-	-	-	-	5	NARCOTICS
	2007-4	07/12/2007	-	8	-	-	-	-	8	NARCOTICS
	2007-5	07/18/2007	-	14	-	-	-	-	3	NARCOTICS
SAN DIEGO										
	2007-1	12/11/2006	-	-	-	-	-	-	2	NARCOTICS
	2007-2	12/11/2006	-	-	-	-	5	-	17	NARCOTICS
	2007-3	01/12/2007	-	-	-	-	-	-	12	NARCOTICS
	2007-42	03/22/2007	-	-	-	-	-	-	9	NARCOTICS
	2007-74	05/16/2007	-	-	-	-	-	-	18	NARCOTICS
	2006-91	04/06/2006	-	-	1	-	-	-	-	
	2007-95	06/11/2007	-	-	-	-	-	-	1	MURDER
	2007-99	06/15/2007	-	-	-	-	-	-	9	NARCOTICS
COLORADO										
1ST JUDICIAL DISTRICT (JEFFERSON)										
	2007-1	05/07/2007	-	1	-	-	1	-	24	NARCOTICS
4TH JUDICIAL DISTRICT (EL PASO)										
	2007-5	01/22/2007	-	-	-	-	-	-	2	NARCOTICS
	2007-19	07/17/2007	-	-	-	-	-	-	2	NARCOTICS
	2007-28	10/22/2007	-	-	-	-	-	-	10	NARCOTICS
10TH JUDICIAL DISTRICT (PUEBLO)										
	2007-1	02/14/2007	-	-	-	-	-	-	11	NARCOTICS
CONNECTICUT										
HARTFORD										
	2007-1	09/27/2007	-	1	-	-	-	-	-	

¹ Motions: G = Granted, D = Denied, P = Pending.

SUPPLEMENTARY REPORT BY PROSECUTORS FOR INTERCEPTS TERMINATED IN CALENDAR YEAR 2007
AS OF DECEMBER 31, 2008 (CONTINUED)

State, County	A.O. Report Number in 2007 Report	Date of Application	Additional Activity During Calendar Year 2008							
			Total Cost in \$	Persons Arrested	Trials Completed	Motions to Suppress Intercepts¹			Persons Con- victed	Offense for Which Convicted
						G	D	P		
FLORIDA										
5TH JUDICIAL CIRCUIT (LAKE/MARION)										
	2007-2	04/05/2007	-	-	-	-	2	-	7	NARCOTICS
18TH JUDICIAL CIRCUIT (BREVARD/SEMINOLE)										
	2007-1	01/16/2007	-	-	-	-	-	-	6	NARCOTICS
19TH JUDICIAL CIRCUIT (SAINT LUCIE)										
	2007-5	01/12/2007	-	31	-	-	-	-	29	NARCOTICS
	2007-10	02/22/2007	-	3	-	-	-	1	2	NARCOTICS
	2007-23	08/13/2007	-	1	-	-	-	-	1	MURDER
GEORGIA										
AUGUSTA										
	2007-2	10/15/2007	-	31	-	-	3	-	16	NARCOTICS
GWINNETT										
	2007-1	12/08/2006	-	-	-	-	-	-	2	CONSPIRACY
	2007-2	01/29/2007	-	-	-	-	-	-	1	NARCOTICS
HAWAII										
MAUI										
	2007-1	(See Appendix Table B-1 in this year's report.)								
MARYLAND										
BALTIMORE										
	2007-40	(See Appendix Table B-1 in this year's report.)								
	2007-41	(See Appendix Table B-1 in this year's report.)								
	2007-42	(See Appendix Table B-1 in this year's report.)								
	2007-43	(See Appendix Table B-1 in this year's report.)								
	2007-44	(See Appendix Table B-1 in this year's report.)								
	2007-45	(See Appendix Table B-1 in this year's report.)								
FREDERICK										
	2007-1	05/16/2007	-	-	-	-	-	-	-	
	2007-2	06/06/2007	-	2	-	-	-	-	2	NARCOTICS

¹ Motions: G = Granted, D = Denied, P = Pending.

SUPPLEMENTARY REPORT BY PROSECUTORS FOR INTERCEPTS TERMINATED IN CALENDAR YEAR 2007
AS OF DECEMBER 31, 2008 (CONTINUED)

State, County	A.O. Report Number in 2007 Report	Date of Application	Additional Activity During Calendar Year 2008							
			Total Cost in \$	Persons Arrested	Trials Completed	Motions to Suppress Intercepts¹			Persons Con- victed	Offense for Which Convicted
						G	D	P		
NEVADA										
CLARK										
	2007-1	1/29/2007	-	-	-	-	-	-	2	NARCOTICS
	2007-7	06/05/2007	-	-	-	-	-	-	1	NARCOTICS
	2007-11	08/16/2007	-	-	-	-	-	-	4	NARCOTICS
	2007-22	11/19/2007	-	10	-	-	4	-	1	NARCOTICS
NEW JERSEY										
ATLANTIC										
	2007-5	(See Appendix Table B-1 in this year's report.)								
	2007-6	(See Appendix Table B-1 in this year's report.)								
	2007-7	(See Appendix Table B-1 in this year's report.)								
BURLINGTON										
	2007-1	07/24/2007	-	-	-	-	-	-	19	NARCOTICS
CAPE MAY										
	2007-1	07/18/2007	-	51	-	-	-	-	51	NARCOTICS
	2007-2	(See Appendix Table B-1 in this year's report.)								
	2007-3	(See Appendix Table B-1 in this year's report.)								
HUNTERDON										
	2007-1	08/07/2007	-	1	-	-	-	-	1	MURDER
MERCER										
	2007-1	10/23/2006	-	-	-	-	-	-	8	NARCOTICS
MIDDLESEX										
	2007-4	(See Appendix Table B-1 in this year's report.)								
	2007-5	(See Appendix Table B-1 in this year's report.)								

¹ Motions: G = Granted, D = Denied, P = Pending.

SUPPLEMENTARY REPORT BY PROSECUTORS FOR INTERCEPTS TERMINATED IN CALENDAR YEAR 2007
AS OF DECEMBER 31, 2008 (CONTINUED)

State, County	A.O. Report Number in 2007 Report	Date of Application	Additional Activity During Calendar Year 2008							
			Total Cost in \$	Persons Arrested	Trials Completed	Motions to Suppress Intercepts ¹			Persons Con- victed	Offense for Which Convicted
						G	D	P		
NEW JERSEY (CONTINUED)										
MONMOUTH										
	2007-5	01/18/2007	-	-	-	-	-	1	3	NARCOTICS
	2007-18	05/31/2007	-	-	-	-	-	-	8	NARCOTICS
	2007-32	10/05/2007	-	-	-	-	-	-	8	NARCOTICS
	2007-35	10/05/2007	-	-	-	-	-	-	8	NARCOTICS
MORRIS										
	2007-6	04/10/2007	-	-	-	-	-	-	76	NARCOTICS
PASSAIC										
	2007-13	(See Appendix Table B-1 in this year's report.)								
	2007-14	(See Appendix Table B-1 in this year's report.)								
STATE ATTORNEY GENERAL										
	2007-3	12/05/2006	-	3	-	-	-	-	4	MURDER
	2007-9	12/19/2006	-	3	-	-	-	-	7	NARCOTICS
	2007-14	03/23/2007	-	-	-	-	-	-	7	NARCOTICS
	2007-45	(See Appendix Table B-1 in this year's report.)								
	2007-46	(See Appendix Table B-1 in this year's report.)								
	2007-47	(See Appendix Table B-1 in this year's report.)								
	2007-48	(See Appendix Table B-1 in this year's report.)								
	2007-49	(See Appendix Table B-1 in this year's report.)								
	2007-50	(See Appendix Table B-1 in this year's report.)								
	2007-51	(See Appendix Table B-1 in this year's report.)								
	2007-53	(See Appendix Table B-1 in this year's report.)								
	2007-54	(See Appendix Table B-1 in this year's report.)								
	2007-55	(See Appendix Table B-1 in this year's report.)								

¹ Motions: G = Granted, D = Denied, P = Pending.

SUPPLEMENTARY REPORT BY PROSECUTORS FOR INTERCEPTS TERMINATED IN CALENDAR YEAR 2007
AS OF DECEMBER 31, 2008 (CONTINUED)

State, County	A.O. Report Number in 2007 Report	Date of Application	Additional Activity During Calendar Year 2008							
			Total Cost in \$	Persons Arrested	Trials Completed	Motions to Suppress Intercepts¹			Persons Con- victed	Offense for Which Convicted
						G	D	P		
NEW JERSEY (CONTINUED)										
STATE ATTORNEY GENERAL (CONTINUED)										
	2007-56	(See Appendix Table B-1 in this year's report.)								
	2007-73	12/29/2005	-	-	-	-	-	-	3	NARCOTICS
	2007-93	07/10/2006	-	35	-	-	-	-	18	RACKETEERING
	2007-105	10/30/2006	-	-	-	-	-	-	4	NARCOTICS
NEW YORK										
MONROE										
	2007-8	(See Appendix Table B-1 in this year's report.)								
	2007-9	(See Appendix Table B-1 in this year's report.)								
	2007-10	(See Appendix Table B-1 in this year's report.)								
	2007-11	(See Appendix Table B-1 in this year's report.)								
	2007-12	(See Appendix Table B-1 in this year's report.)								
	2007-13	(See Appendix Table B-1 in this year's report.)								
	2007-14	(See Appendix Table B-1 in this year's report.)								
NASSAU										
	2007-6	07/17/2007	-	-	-	-	-	-	6	NARCOTICS
	2007-7	08/21/2007	-	1	-	-	-	-	-	
NY ORGANIZED CRIME TASK FORCE										
	2007-7	05/18/2007	-	1	-	-	-	-	17	NARCOTICS
ONTARIO										
	2007-1	(See Appendix Table B-1 in this year's report.)								
QUEENS										
	2007-37	11/20/2006	-	2	-	-	-	-	20	CORRUPTION
	2007-45	12/06/2006	Linked to another wiretap involving the same investigation							
	2007-59	12/20/2006	-	2	-	-	-	-	20	FORGERY
	2006-96	06/12/2006	-	-	-	-	-	-	1	THEFT

¹ Motions: G = Granted, D = Denied, P = Pending.

SUPPLEMENTARY REPORT BY PROSECUTORS FOR INTERCEPTS TERMINATED IN CALENDAR YEAR 2007
AS OF DECEMBER 31, 2008 (CONTINUED)

State, County	A.O. Report Number in 2007 Report	Date of Application	Additional Activity During Calendar Year 2008								Persons Con- victed	Offense for Which Convicted
			Total Cost in \$	Persons Arrested	Trials Completed	Motions to Suppress Intercepts ¹						
						G	D	P				
NEW YORK (CONTINUED)												
QUEENS (CONTINUED)												
	2006-194	05/18/2006	-	-	-	-	-	-	1	THEFT		
	2006-195	05/25/2006	-	-	-	-	-	-	1	THEFT		
	2006-197	05/25/2006	-	-	-	-	-	-	1	THEFT		
	2006-203	06/15/2006	-	-	-	-	-	-	1	THEFT		
	2006-204	06/26/2006	-	-	-	-	-	-	1	THEFT		
	2006-205	06/26/2006	-	-	-	-	-	-	1	THEFT		
	2006-212	07/26/2006	-	-	-	-	-	-	1	THEFT		
	2006-223	08/24/2006	-	-	-	-	-	-	1	THEFT		
	2006-226	09/13/2006	-	-	-	-	-	-	1	THEFT		
	2007-235	(See Appendix Table B-1 in this year's report.)										
	2007-236	(See Appendix Table B-1 in this year's report.)										
	2007-237	(See Appendix Table B-1 in this year's report.)										
	2007-238	(See Appendix Table B-1 in this year's report.)										
	2007-239	10/05/2006	-	-	-	-	-	-	1	THEFT		
	2007-240	10/05/2006	-	-	-	-	-	-	1	THEFT		
	2007-241	(See Appendix Table B-1 in this year's report.)										
	2007-242	(See Appendix Table B-1 in this year's report.)										
	2007-243	(See Appendix Table B-1 in this year's report.)										
	2007-244	(See Appendix Table B-1 in this year's report.)										
	2007-245	(See Appendix Table B-1 in this year's report.)										
	2007-246	(See Appendix Table B-1 in this year's report.)										
	2007-247	(See Appendix Table B-1 in this year's report.)										
	2007-248	(See Appendix Table B-1 in this year's report.)										
	2007-249	10/27/2006	-	-	-	-	-	-	1	THEFT		
	2007-250	(See Appendix Table B-1 in this year's report.)										
	2007-251	(See Appendix Table B-1 in this year's report.)										

¹ Motions: G = Granted, D = Denied, P = Pending.

SUPPLEMENTARY REPORT BY PROSECUTORS FOR INTERCEPTS TERMINATED IN CALENDAR YEAR 2007
AS OF DECEMBER 31, 2008 (CONTINUED)

State, County	A.O. Report Number in 2007 Report	Date of Application	Additional Activity During Calendar Year 2008							
			Total Cost in \$	Persons Arrested	Trials Completed	Motions to Suppress Intercepts ¹			Persons Con- victed	Offense for Which Convicted
						G	D	P		
NEW YORK (CONTINUED)										
QUEENS (CONTINUED)										
	2007-252	(See Appendix Table B-1 in this year's report.)								
	2007-253	(See Appendix Table B-1 in this year's report.)								
	2007-254	(See Appendix Table B-1 in this year's report.)								
	2007-255	(See Appendix Table B-1 in this year's report.)								
	2007-256	(See Appendix Table B-1 in this year's report.)								
	2007-257	(See Appendix Table B-1 in this year's report.)								
	2007-258	(See Appendix Table B-1 in this year's report.)								
	2007-259	(See Appendix Table B-1 in this year's report.)								
	2007-260	(See Appendix Table B-1 in this year's report.)								
	2007-261	(See Appendix Table B-1 in this year's report.)								
	2007-262	(See Appendix Table B-1 in this year's report.)								
	2007-263	(See Appendix Table B-1 in this year's report.)								
	2007-264	(See Appendix Table B-1 in this year's report.)								
	2007-265	(See Appendix Table B-1 in this year's report.)								
	2007-266	(See Appendix Table B-1 in this year's report.)								
	2007-267	(See Appendix Table B-1 in this year's report.)								
	2007-268	(See Appendix Table B-1 in this year's report.)								
	2007-269	(See Appendix Table B-1 in this year's report.)								
	2007-270	(See Appendix Table B-1 in this year's report.)								
	2007-271	(See Appendix Table B-1 in this year's report.)								
	2007-272	(See Appendix Table B-1 in this year's report.)								
	2007-273	(See Appendix Table B-1 in this year's report.)								
	2007-274	(See Appendix Table B-1 in this year's report.)								
	2007-275	(See Appendix Table B-1 in this year's report.)								

¹ Motions: G = Granted, D = Denied, P = Pending.

SUPPLEMENTARY REPORT BY PROSECUTORS FOR INTERCEPTS TERMINATED IN CALENDAR YEAR 2007
AS OF DECEMBER 31, 2008 (CONTINUED)

State, County	A.O. Report Number in 2007 Report	Date of Application	Additional Activity During Calendar Year 2008								Persons Con- victed	Offense for Which Convicted
			Total Cost in \$	Persons Arrested	Trials Completed	Motions to Suppress Intercepts ¹						
						G	D	P				
NEW YORK (CONTINUED)												
QUEENS (CONTINUED)												
	2007-276	(See Appendix Table B-1 in this year's report.)										
	2007-277	(See Appendix Table B-1 in this year's report.)										
	2007-278	(See Appendix Table B-1 in this year's report.)										
	2007-279	(See Appendix Table B-1 in this year's report.)										
	2007-280	(See Appendix Table B-1 in this year's report.)										
	2007-281	(See Appendix Table B-1 in this year's report.)										
	2007-282	(See Appendix Table B-1 in this year's report.)										
	2007-283	(See Appendix Table B-1 in this year's report.)										
	2007-284	(See Appendix Table B-1 in this year's report.)										
	2007-285	(See Appendix Table B-1 in this year's report.)										
	2007-286	(See Appendix Table B-1 in this year's report.)										
	2007-287	(See Appendix Table B-1 in this year's report.)										
	2007-288	(See Appendix Table B-1 in this year's report.)										
	2007-289	(See Appendix Table B-1 in this year's report.)										
	2007-290	(See Appendix Table B-1 in this year's report.)										
	2007-291	(See Appendix Table B-1 in this year's report.)										
	2007-292	(See Appendix Table B-1 in this year's report.)										
	2007-293	(See Appendix Table B-1 in this year's report.)										
	2007-294	(See Appendix Table B-1 in this year's report.)										
	2007-295	(See Appendix Table B-1 in this year's report.)										
	2007-296	(See Appendix Table B-1 in this year's report.)										
	2007-297	(See Appendix Table B-1 in this year's report.)										
	2007-298	(See Appendix Table B-1 in this year's report.)										
	2007-299	(See Appendix Table B-1 in this year's report.)										
	2007-300	(See Appendix Table B-1 in this year's report.)										

¹ Motions: G = Granted, D = Denied, P = Pending.

SUPPLEMENTARY REPORT BY PROSECUTORS FOR INTERCEPTS TERMINATED IN CALENDAR YEAR 2007
AS OF DECEMBER 31, 2008 (CONTINUED)

State, County	A.O. Report Number in 2007 Report	Date of Application	Additional Activity During Calendar Year 2008							Persons Con- victed	Offense for Which Convicted
			Total Cost in \$	Persons Arrested	Trials Completed	Motions to Suppress Intercepts ¹					
						G	D	P			
NEW YORK (CONTINUED)											
QUEENS (CONTINUED)											
	2007-301	(See Appendix Table B-1 in this year's report.)									
	2007-302	(See Appendix Table B-1 in this year's report.)									
	2007-303	(See Appendix Table B-1 in this year's report.)									
	2007-304	(See Appendix Table B-1 in this year's report.)									
	2007-305	(See Appendix Table B-1 in this year's report.)									
	2007-306	(See Appendix Table B-1 in this year's report.)									
	2007-307	(See Appendix Table B-1 in this year's report.)									
	2007-308	(See Appendix Table B-1 in this year's report.)									
	2007-309	(See Appendix Table B-1 in this year's report.)									
	2007-310	(See Appendix Table B-1 in this year's report.)									
	2007-312	(See Appendix Table B-1 in this year's report.)									
	2007-313	(See Appendix Table B-1 in this year's report.)									
	2007-314	(See Appendix Table B-1 in this year's report.)									
	2007-315	(See Appendix Table B-1 in this year's report.)									
	2007-316	(See Appendix Table B-1 in this year's report.)									
SARATOGA											
	2007-1	01/17/2007	-	3	-	-	-	-	3		GAMBLING
SUFFOLK											
	2007-1	09/21/2006	-	-	-	-	-	-	19		NARCOTICS
	2007-32	05/08/2007	-	-	-	-	-	-	9		NARCOTICS
	2007-36	06/20/2007	-	-	-	-	-	-	2		NARCOTICS
OKLAHOMA											
STATE ATTORNEY GENERAL											
	2007-2	08/06/2007	-	1	-	-	-	-	-		
	2007-3	08/08/2007	-	7	-	-	-	-	4		NARCOTICS

¹ Motions: G = Granted, D = Denied, P = Pending.

SUPPLEMENTARY REPORT BY PROSECUTORS FOR INTERCEPTS TERMINATED IN CALENDAR YEAR 2007
AS OF DECEMBER 31, 2008 (CONTINUED)

State, County	A.O. Report Number in 2007 Report	Date of Application	Additional Activity During Calendar Year 2008							Persons Con- victed	Offense for Which Convicted
			Total Cost in \$	Persons Arrested	Trials Completed	Motions to Suppress Intercepts ¹					
						G	D	P			
PENNSYLVANIA											
STATE ATTORNEY GENERAL											
	2007-3	01/19/2007	-	-	-	-	-	-	1	NARCOTICS	
	2007-15	08/23/2007	-	22	-	-	-	10	-		
	2007-16	08/30/2007	-	2	-	-	-	3	4	NARCOTICS	
TENNESSEE											
13TH JUDICIAL DISTRICT (PUTNAM)											
	2007-1	(See Appendix Table B-1 in this year's report.)									
	2007-2	(See Appendix Table B-1 in this year's report.)									
	2007-3	(See Appendix Table B-1 in this year's report.)									
	2007-4	(See Appendix Table B-1 in this year's report.)									
VIRGINIA											
ROANOKE											
	2007-1	(See Appendix Table B-1 in this year's report.)									
	2007-2	(See Appendix Table B-1 in this year's report.)									
	2007-3	(See Appendix Table B-1 in this year's report.)									
	2007-4	(See Appendix Table B-1 in this year's report.)									
	2007-6	(See Appendix Table B-1 in this year's report.)									
WISCONSIN											
MILWAUKEE											
	2007-1	04/23/2007	-	11	-	1	1	4	5	NARCOTICS	
	2007-2	06/11/2007	-	11	-	1	1	4	5	NARCOTICS	

¹ Motions: G = Granted, D = Denied, P = Pending.