

Contents

Report of the Director.....	5
Reporting Requirements of the Statute.....	6
Regulations.....	6
Summary and Analysis of Reports by Judges	6
Intercept Orders, Extensions, and Locations	7
Criminal Offenses	8
Summary of Analysis and Reports by Prosecuting Officials.....	9
Lengths and Numbers of Intercepts.....	9
Costs of Intercepts	9
Methods of Surveillance	9
Arrests and Convictions	10
Summary of Reports for Years Ending December 31, 1999 Through 2009	11
Supplementary Reports	11

Text Tables

Table 1	
Jurisdictions with Statutes Authorizing the Interception of Wire, Oral, or Electronic Communications	12
Table 2	
Intercept Orders Issued by Judges During Calendar Year 2009	13
Table 3	
Major Offenses for which Court-Authorized Intercepts Were Granted	17
Table 4	
Summary of Interceptions of Wire, Oral, or Electronic Communications	21
Table 5	
Average Cost per Order	25
Table 6	
Types of Surveillance Used, Arrests, and Convictions for Intercepts Installed	28
Table 7	
Authorized Intercepts Granted Pursuant to 18 U.S.C. § 2519	32
Table 8	
Summary of Supplementary Reports for Intercepts Terminated in Calendar Years 1991 Through 2008	33
Table 9	
Arrests and Convictions Resulting from Intercepts Installed in Calendar Years 1999 Through 2009	38
Table 10	
Summary of Intercept Orders Issued by Federal Judges January 1 Through December 31, 2009	39

Appendix Tables

Table A-1: United States District Courts	
Report by Judges.....	42
Table A-2: United States District Courts	
Supplementary Report by Prosecutors.....	104
Table B-1: State Courts	
Report by Judges.....	132
Table B-2: State Courts	
Supplementary Report by Prosecutors.....	292

Report of the Director of the Administrative Office of the United States Courts

on

Applications for Orders Authorizing or Approving the Interception of Wire, Oral, or Electronic Communications

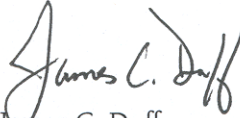
The Omnibus Crime Control and Safe Streets Act of 1968 requires the Administrative Office of the United States Courts (AO) to report to Congress the number and nature of federal and state applications for orders authorizing or approving the interception of wire, oral, or electronic communications. The statute requires that specific information be provided to the AO, including the offense(s) under investigation, the location of the intercept, the cost of the surveillance, and the number of arrests, trials, and convictions that directly result from the surveillance. This report covers intercepts concluded between January 1, 2009, and December 31, 2009, and provides supplementary information on arrests and convictions resulting from intercepts concluded in prior years.

A total of 2,376 intercepts authorized by federal and state courts were completed in 2009. The number of applications for orders by federal authorities was 663. The number of applications reported by state prosecuting officials was 1,713, with 24 states providing reports, two more than in 2008. Installed wiretaps were in operation an average of 42 days per wiretap in 2009, compared to 41 days in 2008. The average number of persons whose communications were intercepted rose from 92 per wiretap order in 2008 to 113 per wiretap order in 2009. The average percentage of intercepted communications that were incriminating remained unchanged at 19 percent in 2009.

Public Law 106-197 amended 18 U.S.C. § 2519(2)(b) to require that reporting should reflect the number of wiretap applications granted for which encryption was encountered and whether such encryption prevented law enforcement officials from obtaining the plain text of communications intercepted pursuant to the court orders. In 2009, one instance was reported of encryption encountered during a state wiretap; however, this did not prevent officials from obtaining the plain text of the communications.

The appendix tables of this report list all intercepts reported by judges and prosecuting officials for 2009. Appendix Table A-1 shows reports filed by federal judges and federal prosecuting officials. Appendix Table B-1 presents the same information for state judges and state prosecuting officials. Appendix Tables A-2 and B-2 contain information from the supplementary reports submitted by prosecuting officials about additional arrests and trials in 2009 arising from intercepts initially reported in prior years.

Title 18 U.S.C. § 2519(2) provides that prosecutors must submit wiretap reports to the AO no later than January 31 of each year. This office, as is customary, sends a letter to the appropriate officials every year reminding them of the statutory mandate. Nevertheless, each year reports are received after the deadline has passed, and the filing of some reports may be delayed to avoid jeopardizing ongoing investigations. A total of 324 federal prosecutors' reports and 252 state and local prosecutors' reports were missing in 2009. Information received after the deadline will be included in next year's *Wiretap Report*. The AO is grateful for the cooperation and the prompt response we received from many officials around the nation.



James C. Duff
Director

Applications for Orders Authorizing or Approving the Interception of Wire, Oral, or Electronic Communications

Reporting Requirements of the Statute

Each federal and state judge is required to file a separate written report with the Director of the Administrative Office of the United States Courts (AO) on each application for a court order authorizing the interception of a wire, oral, or electronic communication (18 U.S.C. § 2519(1)). This report is to be furnished within 30 days of the expiration of the court order (after all extensions have expired) or within 30 days after the denial of the application. The report must include the name of the prosecuting official who applied for the order, the criminal offense under investigation, the type of interception device, the physical location of the device, and the duration of the intercept.

Prosecuting officials who applied for interception orders, including the Attorney General of the United States or his or her designee at the federal level and any prosecuting attorneys with statutory authority at the state level, are required to submit reports to the AO in January on all orders that expired during the previous calendar year. These reports contain information related to the cost of the intercept, the number of days the intercept device was in operation, the total number of intercepts, and the number of incriminating intercepts recorded. Results of the interception orders such as arrests, trials, convictions, and the number of motions to suppress evidence also are noted in these reports. However, neither the judges' reports nor the prosecuting officials' reports include the names, addresses, or phone numbers of parties investigated. The AO is **not** authorized by statute to collect this information.

This document tabulates the number of applications for interceptions that were granted or denied, as reported by judges, as well as the number of authorizations for which devices were installed, as reported by prosecuting officials. No statistics are collected on the number of devices used in conjunction with each order. This document does not reflect interceptions regulated by the Foreign Intelligence Surveillance Act of 1978 (FISA).

No report to the AO is needed when an order is issued with the consent of one of the principal parties to the communication. Also, no report to the AO is required for the use of a pen register (a device attached to a telephone line that records or decodes impulses identifying the numbers dialed from that line) unless the pen register is used in conjunction with any wiretap devices whose use must be recorded.

Regulations

The Director of the AO is empowered to develop and revise the reporting regulations and reporting forms for collecting information on intercepts. Copies of the regulations, the reporting forms, and the federal wiretap statute may be obtained by writing to the Administrative Office of the United States Courts, Statistics Division, Washington, DC, 20544.

Table 1 reveals that 47 jurisdictions (the federal government, the District of Columbia, the Virgin Islands, and 44 states) currently have laws that authorize courts to issue orders permitting wire, oral, or electronic surveillance. During 2009, a total of 24 jurisdictions reported using at least one of these types of surveillance as an investigative tool.

Summary and Analysis of Reports by Judges

Data on applications for wiretaps terminated during calendar year 2009 appear in Appendix Tables A-1 (federal) and B-1 (state). The reporting numbers used in the appendix tables are reference numbers assigned by the AO; these numbers do not correspond to the authorization or application numbers used by the reporting jurisdictions. The same AO-assigned reporting number is required for any supplemental information submitted for an intercept that appears in subsequent volumes of the *Wiretap Report*.

The number of federal and state wiretaps reported in 2009 increased 26 percent. A total of 2,376 were reported as authorized in 2009, with 663 authorized by federal judges and 1,713 authorized by state judges. No applications were denied. This

States with Largest Numbers of Applications Approved by State Judges		
State	Number of Applications	Percent of Total
California	586	34
New York	424	25
New Jersey	206	12

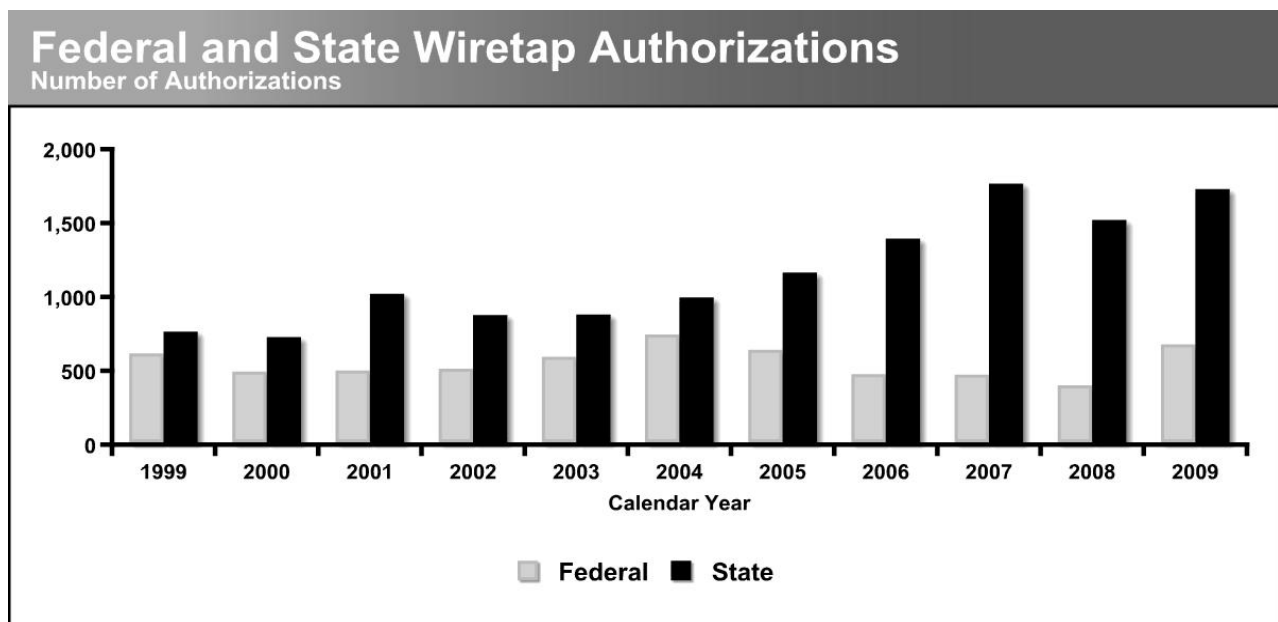
increase was due, at least in part, to enhanced AO efforts to ensure that federal and state authorities were aware of their wiretap reporting responsibilities under 18 U.S.C. § 2519(1). Compared to the number approved during 2008, the number of applications reported as approved by federal judges rose 72 percent in 2009. The number of applications approved by state judges increased 14 percent. Wiretap applications in California, New York, and New Jersey accounted for 71 percent of all applications approved by state judges (see table below). In 2009, a total of 108 separate state jurisdictions (including counties, cities, and judicial districts) submitted reports, compared to 110 in 2008.

Intercept Orders, Extensions, and Locations

Table 2 presents the number of intercept orders issued in each jurisdiction that provided reports, the

number of extensions granted, the average lengths of the original periods authorized and any extensions, the total number of days in operation, and the locations of the communications intercepted. Most state laws limit the period of surveillance under an original order to 30 days. This period, however, can be lengthened by one or more extensions if the authorizing judge determines that additional time is justified.

During 2009, the average length of an original authorization was 29 days, the same average length as in 2008. A total of 1,627 extensions were requested and authorized in 2009, an increase of 29 percent. The average length of an extension was 28 days. For federal intercepts terminated in 2009, the longest intercept occurred in the District of Nevada, where the original order was extended four times to complete a 139-day wiretap used in a narcotics investigation. Reports for two other federal wiretaps that were submitted in 2009



for previous reporting periods, one for the Eastern District of Michigan and one for the Southern District of New York, were extended 300 days and 330 days, respectively. The longest state wiretap, which was used in a corruption investigation conducted by the New York Organized Crime Task Force, was in use for a total of 632 days. The second-longest state wiretap was used in a gambling investigation orchestrated by Queens County, New York, for a total of 615 days.

The most frequently noted location in wiretap applications was “portable device,” a category that includes cellular telephones and digital pagers. In recent years, the number of wiretaps involving fixed locations has declined as the use of mobile communications, including text messaging from cellular telephones, has become increasingly widespread. In 2009, a total of 96 percent (2,276 wiretaps) of all authorized wiretaps were designated as portable devices.

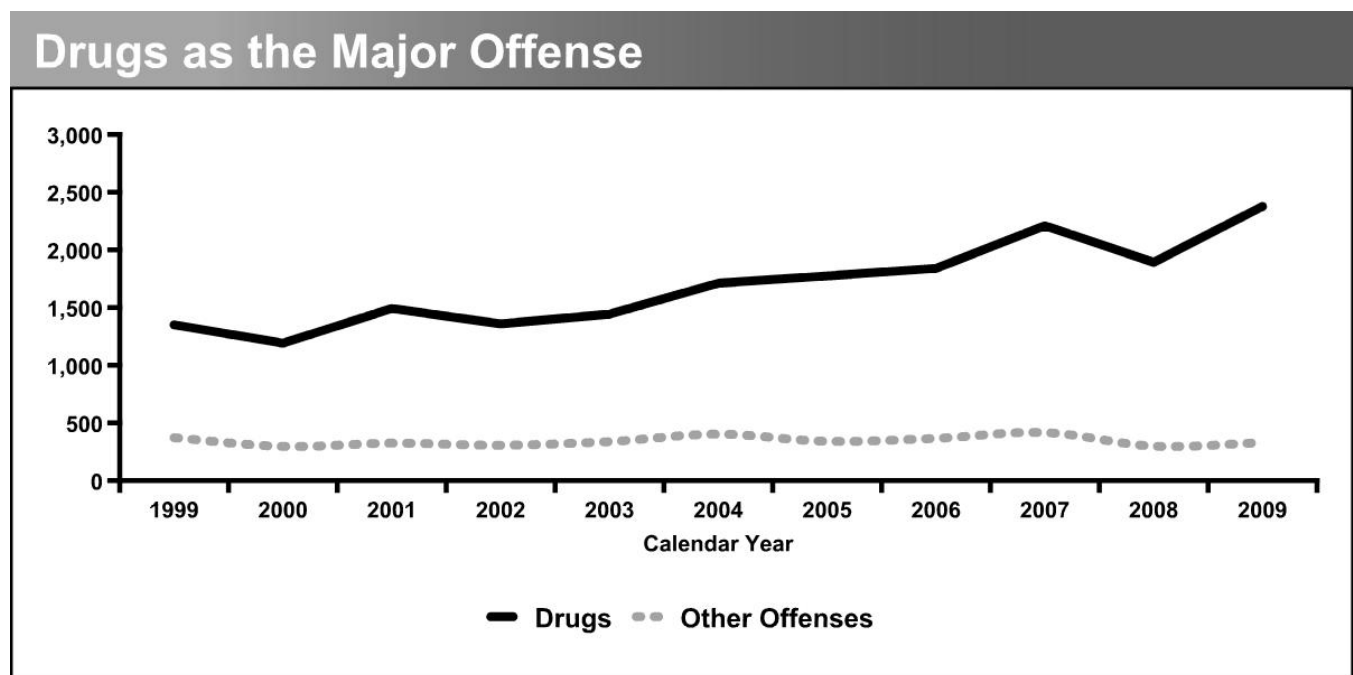
The Electronic Communications Privacy Act of 1986 (18 U.S.C. § 2518(11)) and the Intelligence Authorization Act of 1999 (18 U.S.C. § 2518(11)(b)) provide that prosecutors, upon showing probable cause to believe that the party being investigated is avoiding intercepts at a particular site, may use relaxed specification or “roving” wiretaps to target specific persons by using electronic devices at multiple locations rather than a specific telephone or

location. For 2009, no federal wiretaps were designated as roving. Sixteen state authorizations were approved as roving wiretaps, most of which also involved other types of locations.

Criminal Offenses

Drug crimes were the most prevalent type of criminal offenses investigated using wiretaps. Homicide was the second most frequently cited crime, followed by other major offenses and racketeering. Table 3 indicates that 86 percent of all applications for intercepts (2,046 wiretaps) in 2009 cited illegal drugs as the most serious offense under investigation. Many applications for court orders revealed that multiple criminal offenses were under investigation, but Table 3 includes only the most serious criminal offense listed on the application.

Many wiretaps were requested to conduct federal drug investigations in the District of Arizona (62 applications), the Northern District of Illinois (45 applications), and the Southern District of Texas (37 applications). On the state level, the largest numbers of drug-related wiretaps were reported by Los Angeles County of California (166 applications), San Bernardino County of California (118 applications), and the New York City Special Narcotics Bureau (111 applications). Nationally, homicide was specified as



the most serious offense in 4 percent of applications; other major offenses and racketeering were specified in less than 3 percent.

Summary of Analysis and Reports by Prosecuting Officials

Pursuant to 18 U.S.C. § 2519(2), prosecuting officials must submit reports to the AO no later than January 31 of each year for wiretaps terminated during the previous calendar year. Appendix Tables A-1 and B-1 contain information from all prosecutors' reports submitted for 2009. Federal and state judges submitted 324 reports and 252 reports, respectively, for which the AO received no corresponding reports from prosecuting officials. Table 10 shows the total number of intercept orders authorized by federal judges by jurisdiction through December 31, 2009. For state authorizations, the entry "NP" (no prosecutor's report) appears in the appendix tables. Some of the prosecutors' reports were received too late to include in this document, and some prosecutors delayed filing reports to avoid jeopardizing ongoing investigations; information from these reports will appear in future volumes of the *Wiretap Report*.

Lengths and Numbers of Intercepts

In 2009, installed wiretaps were in operation for an average of 42 days, 1 day more than the average number of days wiretaps were in operation in 2008. The federal wiretap with the most intercepts occurred in the District of Arizona, where a narcotics investigation involving cellular telephones resulted in the interception of 31,062 messages over 71 days. The second-highest number of intercepts stemmed from a cellular telephone wiretap in the District of Wyoming for a narcotics investigation; this wiretap was active for 87 days and resulted in a total of 30,008 interceptions.

The state wiretap with the most intercepts was conducted in New York County, New York, where a 543-day wiretap in a corruption investigation involved various types of interceptions, including text messaging, and resulted in the interception of 322,000 messages, 11,000 of them incriminating. A

wiretap installed by the New York Organized Crime Task Force lasted 266 days and generated 149,313 cellular telephone, microphone, and electronic interceptions.

Public Law 106-197 amended 18 U.S.C. § 2519(2)(b) in 2001 to require that reporting should reflect the number of wiretap applications granted in which encryption was encountered and whether such encryption prevented law enforcement officials from obtaining the plain text of the communications intercepted pursuant to the court orders. In 2009, encryption was encountered during one state wiretap, but did not prevent officials from obtaining the plain text of the communications.

Costs of Intercepts

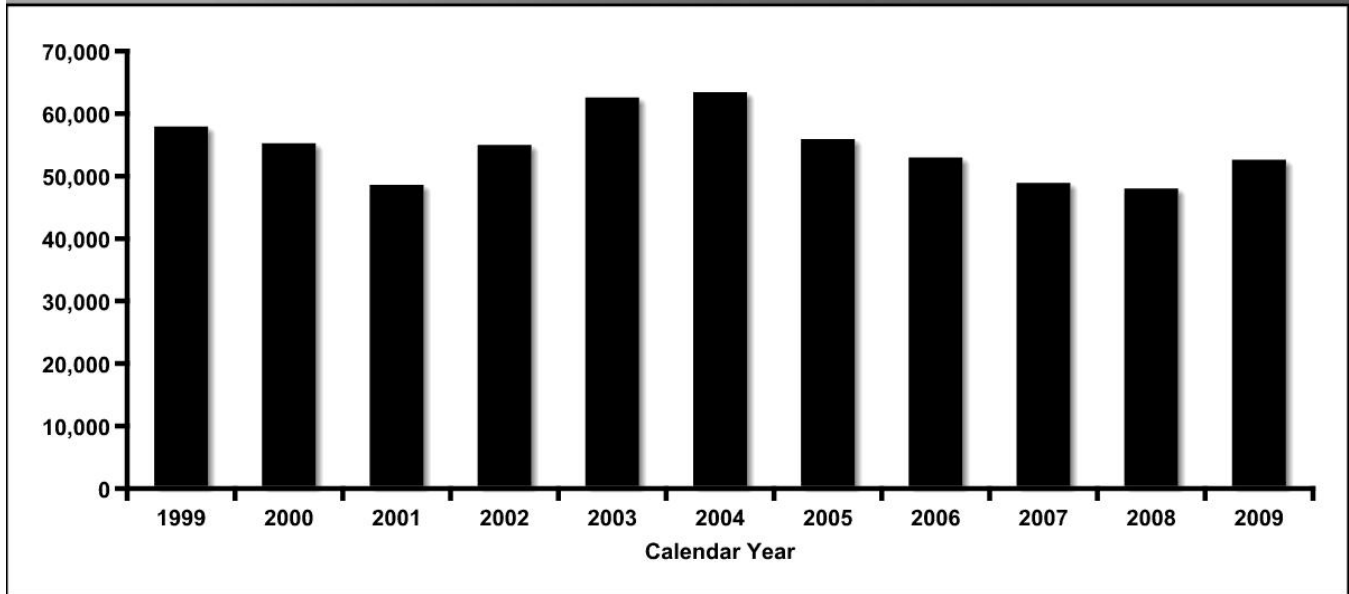
Table 5 provides a summary of expenses related to wiretaps in 2009. The expenditures noted reflect the cost of installing intercept devices and monitoring communications for the 1,564 authorizations for which reports included cost data. The average cost of intercept devices in 2009 was \$52,200, up 10 percent from the average cost in 2008. For federal wiretaps for which expenses were reported in 2009, the average cost was \$62,552, an 11 percent decrease from the average cost in 2008. The cost of a state wiretap ranged from a low of \$700 in Columbia County, Pennsylvania, to a high of \$541,124 for investigations by the New York Organized Crime Task Force.

Methods of Surveillance

The three major categories of surveillance are wire, oral, and electronic communications. For many years, nearly all intercepts involved telephone (wire) surveillance, primarily communications made via conventional telephone lines; the remainder involved microphone (oral) surveillance. A third category was added for reporting electronic communications with the passage of the Electronic Communications Privacy Act of 1986. These communications usually are made through digital-display paging devices, fax machines, text messaging, and computer transmissions.

Table 6 presents the type of surveillance method used for each intercept installed. The most common method reported was wire surveillance that used a telephone (land line, cellular, cordless, or mobile).

Average Cost of Wiretaps (in Dollars)



Telephone wiretaps accounted for 98 percent (1,720 cases) of the intercepts installed in 2009, the majority of them involving cellular telephones.

Arrests and Convictions

Data on individuals arrested and convicted as a result of interceptions reported as terminated are presented in Table 6. As of December 31, 2009, a total of 4,537 persons had been arrested (up 10 percent from 2008), and 678 persons had been convicted (down 16 percent from 2008). Federal wiretaps were responsible for 28 percent of the arrests and 18 percent of the convictions arising from wiretaps for this period. The Southern District of California reported the most arrests for a wiretap originally authorized in 2007; a wiretap used in a narcotics investigation in that

district yielded the arrest of 170 individuals with 17 convictions. A narcotics investigation in the District of Arizona for 2008 resulted in the arrest of 169 individuals with 116 convictions. The table below presents the three state wiretaps for which the most arrests were reported.

Federal and state prosecutors often note the importance of wiretap surveillance in obtaining arrests and convictions. A wiretap in a federal narcotics investigation in the Southern District of Florida uncovered incriminating cellular telephone communications that led to the arrests of 45 individuals and the seizure of 10 kilos of cocaine, \$166,000 in cash, 10 weapons, and 14 vehicles. In the District of Arizona, the reporting officials stated that a narcotics investigation identified illegal activity that resulted in the arrests of four individuals and the seizure of 3,827 pounds of

State Wiretaps Resulting in the Most Arrests

County and State	Type of Offense	Number of Arrests
Maricopa County, AZ	Narcotics	130
Maricopa County, AZ	Narcotics	110
Gwinnett County, GA	Narcotics	80

marijuana, four vehicles, and one weapon. At the state level, the Second Judicial District (Denver) in Colorado reported that a cellular telephone wiretap resulted in the seizure of 1,300 grams of cocaine, 800 grams of methamphetamine, and 1,700 grams of marijuana and firearms, along with the arrests of nine persons and the convictions of six.

Summary of Reports for Years Ending December 31, 1999 Through 2009

Table 7 presents data on intercepts reported each year from 1999 to 2009. The number of intercept applications authorized by year increased 76 percent between 1999 and 2009. The majority of the wiretaps consistently have been used for drug crime investigations, which accounted for 72 percent of intercepts in 1999 (978 applications) and 86 percent (2,046 applications) in 2009. Table 9 presents the total numbers of arrests and convictions resulting from intercepts terminated in calendar years 1999 through 2009.

Supplementary Reports

Under 18 U.S.C. § 2519(2), prosecuting officials must file supplementary reports on additional court or police activity occurring as a result of intercepts reported in prior years. Because many wiretap orders are related to large-scale criminal investigations that cross county and state boundaries, supplemental reports are necessary to fulfill reporting requirements. Arrests, trials, and convictions resulting from these interceptions often do not occur within the same year in which an intercept was first reported. Appendix Tables A-2 (Federal) and B-2 (State) provide detailed data from the supplementary reports submitted.

During 2009, a total of 4,269 arrests, 2,830 convictions, and additional costs of \$47,039,345 arose from and were reported for wiretaps completed in previous years. Sixty-five percent of the supplemental reports of additional activity in 2009 involved wiretaps terminated in 2008. Interceptions concluded in 2008 led to 60 percent of arrests, 51 percent of convictions, and 68 percent of expenditures noted in the supplementary reports.

WIRETAP REPORT 2009

[Wiretap Report 2009](#) (For the Period January 1 Through December 31, 2009)

Table 1	Jurisdictions With Statutes Authorizing the Interception of Wire, Oral, or Electronic Communications
Table 2	Intercept Orders Issued by Judges During Calendar Year 2009
Table 3	Major Offenses for Which Court-Authorized Intercepts Were Granted
Table 4	Summary of Interceptions of Wire, Oral, or Electronic Communications
Table 5	Average Cost per Order
Table 6	Types of Surveillance Used, Arrests, and Convictions for Intercepts Installed
Table 7	Authorized Intercepts Granted Pursuant to 18 U.S.C. 2519
Table 8	Summary of Supplementary Reports for Intercepts Terminated in Calendar Years 1991 Through 2008
Table 9	Arrests and Convictions Resulting From Intercepts Installed in Calendar Years 1999 Through 2009
Table 10	Summary of Intercept Orders Issued by Federal Judges January 1 Through December 31, 2009

Appendix Tables

Table A-1	United States District Courts: Report by Judges
Table A-2	United States District Courts: Supplementary Report by Prosecutors
Table B-1	State Courts: Report by Judges
Table B-2	State Courts: Supplementary Report by Prosecutors

This site is maintained by the Administrative Office of the U.S. Courts on behalf of the Federal Judiciary.

The purpose of this site is to provide information from and about the Judicial Branch of the U.S. Government.

Table 1
Jurisdictions with Statutes Authorizing the Interception
of Wire, Oral, or Electronic Communications
Effective During the Period January 1 Through December 31, 2009*

Jurisdiction	Statutory Citation**	Reported Use of Wiretap in 2009	Number of Orders Authorized in 2009
Federal	18:2510 - 2520	Yes	663
Alaska	12.37	No	-
Arizona	ARS 13-3010 - 13-3018	Yes	30
California	Penal Code Sections 629.50-629.98	Yes	586
Colorado	16-15-102	Yes	115
Connecticut	54-41a - 54-41t	Yes	3
Delaware	11 Del.C.Chap.24	No	-
District of Columbia	23-541 - 23-556	No	-
Florida	934.01 - 934.10	Yes	78
Georgia	16-11-64	Yes	34
Hawaii	803-41 - 803-48	No	-
Idaho	18-6701 - 18-6710	No	-
Illinois	725 ILCS SEC.5/108B	Yes	1
Indiana	35-33.5-3-1	Yes	4
Iowa	808B.1 - 808B.9	No	-
Kansas	22-2514 - 22-2516	Yes	2
Louisiana	Act No. 121 3B No.233 15:1308(A)(2)	No	-
Maine	15 M.R.S.A. Sec 709 et seq.	No	-
Maryland	10-401 - 10-411	Yes	21
Massachusetts	272:99	Yes	8
Minnesota	626A.01 - 626A.21	Yes	3
Mississippi	41-29-501	Yes	12
Missouri	33-542.400 - 542.422	No	-
Nebraska	86-290 - 86-294	No	-
Nevada	NRS 179.410 - 179.515, 199.540, 200.610 - 200.690	Yes	55
New Hampshire	570-A:1 - A:11	No	-
New Jersey	2A-156A-1 - 156A-34	Yes	206
New Mexico	30-12-2 - 30-12-11	No	-
New York	CPL Article 700	Yes	424
North Carolina	N.C.G.S. 15A-286	Yes	5
North Dakota	29-29.2	No	-
Ohio	2933.51 - 2933.66	Yes	1
Oklahoma	13 O.S. 176.1 - 176.14	Yes	10
Oregon	ORS 133.721 - 133.739	No	-
Pennsylvania	18 Pa.C.S. Sec 5701-5728	Yes	47
Rhode Island	12-5.1-1 - 12-5.1-16	No	-
South Carolina	SC Code Section 17-30-10 et. seq.	No	-
South Dakota	23A - 35A	No	-
Tennessee	40-6-301 - 40-6-311	Yes	55
Texas	Crim. Proc. Sec. 18.20	No	-
Utah	77-23a-1 - 77-23a-16	No	-
Virgin Islands	5 V.I.C. Sec 4101-4107	No	-
Virginia	19.2-61	No	-
Washington	9.73	No	-
West Virginia	62-1D-11	No	-
Wisconsin	968.27 - 968.33	Yes	10
Wyoming	7-3-701 - 7-3-712	Yes	3

* Pursuant to provisions of the Omnibus Crime Control and Safe Streets Act of 1968, 18 U.S.C. § 2519.

** Includes only those jurisdictions that enacted legislation during or before calendar year 2009.

Table 2
Intercept Orders Issued by Judges During Calendar Year 2009

Reporting Jurisdiction	Number of Intercept Orders					Number of Extensions	Avg. Length (in Days)		Total Number of Days in Operation	Location Authorized in Original Application						
	Authorized	Amended	No Prosecutor's Report	Never Installed	Installed*		Original Authorization	Extensions		Personal Residence	Business	Portable Device	Combination**	Other	Roving	None Specified
TOTAL	2,376	54	576	36	1,764	1,627	29	28	73,799	19	10	2,276	55	13	3	-
FEDERAL	663	7	324	2	337	387	30	30	13,056	5	6	643	9	-	-	-
ARIZONA																
MARICOPA	22	6	-	-	22	40	28	28	1,071	-	-	19	3	-	-	-
PIMA	8	-	5	-	3	1	26	30	98	-	-	8	-	-	-	-
CALIFORNIA																
ALAMEDA	2	-	-	-	2	1	30	30	77	-	-	-	2	-	-	-
CONTRA COSTA	6	-	-	-	6	-	30	-	168	-	-	6	-	-	-	-
FRESNO	2	-	-	-	2	-	30	-	50	-	-	1	1	-	-	-
IMPERIAL	13	-	1	1	11	5	28	25	298	-	-	13	-	-	-	-
KERN	9	-	-	-	9	-	22	-	195	-	-	9	-	-	-	-
LOS ANGELES	191	-	1	7	183	59	30	30	6,346	2	1	179	9	-	-	-
MERCED	2	-	-	-	2	1	30	30	88	-	-	2	-	-	-	-
ORANGE	58	-	-	3	55	9	30	27	1,527	-	-	56	2	-	-	-
RIVERSIDE	65	-	1	4	60	18	30	30	1,960	-	-	65	-	-	-	-
SACRAMENTO	8	-	-	-	8	4	21	26	242	-	-	8	-	-	-	-
SAN BERNARDINO	141	-	141	-	-	39	30	29	-	1	-	138	2	-	-	-
SAN DIEGO	29	-	-	-	29	37	30	30	1,594	-	-	27	2	-	-	-
SAN JOAQUIN	5	-	-	-	5	2	30	30	186	-	-	4	1	-	-	-
SAN LUIS OBISPO	3	-	-	-	3	2	30	30	145	-	-	3	-	-	-	-
SANTA BARBARA	5	-	-	1	4	2	30	30	110	-	-	4	1	-	-	-
SANTA CLARA	7	-	-	-	7	-	30	-	161	-	-	7	-	-	-	-
SHASTA	1	-	-	-	1	-	30	-	30	-	-	-	1	-	-	-
STANISLAUS	5	-	-	-	5	3	30	30	182	-	-	5	-	-	-	-
STATE ATTORNEY GENERAL	3	-	-	-	3	1	30	30	70	-	-	3	-	-	-	-
SUTTER	4	-	-	-	4	-	30	-	44	-	-	4	-	-	-	-
TULARE	1	-	-	-	1	1	30	30	57	-	-	1	-	-	-	-
VENTURA	26	-	1	-	25	2	30	6	583	-	-	25	1	-	-	-
COLORADO																
1ST JUDICIAL DISTRICT (JEFFERSON)	5	-	-	-	5	-	30	-	138	-	-	5	-	-	-	-
2ND JUDICIAL DISTRICT (DENVER)	24	-	-	-	24	8	30	30	730	-	-	24	-	-	-	-
4TH JUDICIAL DISTRICT (EL PASO)	56	-	-	1	55	17	30	30	1,736	-	-	56	-	-	-	-
6TH JUDICIAL DISTRICT (LA PLATA)	3	-	-	-	3	2	30	30	128	-	-	3	-	-	-	-
8TH JUDICIAL DISTRICT	3	-	-	-	3	1	30	30	109	-	-	3	-	-	-	-
9TH JUDICIAL DISTRICT (GARFIELD, PITKIN, RIO BLANCO)	7	-	-	-	7	7	30	30	310	-	-	7	-	-	-	-
10TH JUDICIAL DISTRICT (PUEBLO)	12	-	-	1	11	1	30	30	275	-	-	12	-	-	-	-
19TH JUDICIAL DISTRICT (WELD)	3	-	-	-	3	-	30	-	72	-	-	3	-	-	-	-
21ST JUDICIAL DISTRICT (MESA)	2	-	-	-	2	-	24	-	36	-	-	2	-	-	-	-
CONNECTICUT																
ROCKY HILL	3	-	-	-	3	-	30	-	70	1	-	2	-	-	-	-

Table 2
Intercept Orders Issued by Judges During Calendar Year 2009 (Continued)

Reporting Jurisdiction	Number of Intercept Orders					Number of Extensions	Avg. Length (in Days)		Total Number of Days in Operation	Location Authorized in Original Application						
	Authorized	Amended	No Prosecutor's Report	Never Installed	Installed*		Original Authorization	Extensions		Personal Residence	Business	Portable Device	Combination**	Other	Roving	None Specified
FLORIDA																
4TH JUDICIAL CIRCUIT (DUVAL)	27	-	-	1	26	4	30	30	627	-	-	27	-	-	-	-
7TH JUDICIAL CIRCUIT (VOLUSIA)	6	-	-	-	6	-	30	-	144	-	-	6	-	-	-	-
9TH JUDICIAL CIRCUIT (ORANGE/OSCEOLA)	16	-	-	1	15	2	30	30	444	-	-	16	-	-	-	-
11TH JUDICIAL CIRCUIT (DADE)	4	-	-	-	4	1	30	30	128	-	-	4	-	-	-	-
18TH JUDICIAL CIRCUIT (BREVARD/SEMINOLE)	17	-	6	-	11	11	30	30	429	-	-	17	-	-	-	-
19TH JUDICIAL CIRCUIT (SAINT LUCIE)	8	-	1	1	6	7	30	30	382	-	-	8	-	-	-	-
GEORGIA																
COBB	2	-	-	1	1	-	30	-	30	-	-	2	-	-	-	-
CORDELE	2	-	1	-	1	-	30	-	26	-	-	2	-	-	-	-
COWETA	1	1	-	-	1	-	30	-	30	-	-	1	-	-	-	-
GWINNETT	22	9	1	-	21	30	30	30	1,450	-	-	22	-	-	-	-
HOUSTON	1	-	-	-	1	-	30	-	29	-	-	1	-	-	-	-
MACON	2	-	-	-	2	-	30	-	59	-	-	2	-	-	-	-
OGEECHEE	2	-	-	-	2	-	30	-	60	-	-	2	-	-	-	-
WAYCROSS	2	-	-	-	2	1	30	30	86	-	-	2	-	-	-	-
ILLINOIS																
DUPAGE	1	-	-	-	1	-	30	-	30	-	-	1	-	-	-	-
INDIANA																
MARION	4	-	-	-	4	5	30	30	251	-	-	4	-	-	-	-
KANSAS																
SALINE	2	-	-	-	2	-	30	-	33	-	-	2	-	-	-	-
MARYLAND																
BALTIMORE CITY	14	-	-	-	14	1	30	9	232	-	-	14	-	-	-	-
HARFORD	7	-	6	-	1	-	30	-	29	-	-	7	-	-	-	-
MASSACHUSETTS																
BRISTOL	2	-	2	-	-	1	30	-	-	-	-	2	-	-	-	-
STATE ATTORNEY GENERAL	6	-	-	-	6	5	30	27	135	-	-	6	-	-	-	-
MINNESOTA																
RAMSEY	3	-	-	-	3	3	30	20	118	-	-	3	-	-	-	-
MISSISSIPPI																
HINDS	4	-	-	-	4	5	30	30	243	-	-	4	-	-	-	-
LINCOLN	2	-	-	-	2	2	30	30	118	-	-	2	-	-	-	-
WALTHALL	6	-	-	-	6	4	30	23	228	-	-	6	-	-	-	-
NEVADA																
CLARK	54	6	1	1	52	18	30	30	1,782	-	-	54	-	-	-	-
WASHOE	1	-	-	-	1	-	30	-	14	-	-	1	-	-	-	-
NEW JERSEY																
ATLANTIC	1	-	1	-	-	-	30	-	-	-	-	1	-	-	-	-

Table 2
Intercept Orders Issued by Judges During Calendar Year 2009 (Continued)

Reporting Jurisdiction	Number of Intercept Orders					Number of Extensions	Avg. Length (in Days)		Total Number of Days in Operation	Location Authorized in Original Application						
	Authorized	Amended	No Prosecutor's Report	Never Installed	Installed*		Original Authorization	Extensions		Personal Residence	Business	Portable Device	Combination**	Other	Roving	None Specified
NEW JERSEY (CONTINUED)																
BERGEN	38	-	-	-	38	30	20	10	940	-	-	37	-	1	-	-
CAMDEN	10	1	4	3	3	5	28	28	71	1	-	1	6	2	-	-
CAPE MAY	1	-	-	-	1	-	20	-	15	-	-	1	-	-	-	-
GLOUCESTER	4	-	1	-	3	1	15	10	43	1	-	3	-	-	-	-
HUDSON	15	1	-	1	14	4	27	20	410	-	-	14	-	1	-	-
HUNTERDON	3	-	1	-	2	-	20	-	33	-	-	1	-	2	-	-
MERCER	8	-	-	-	8	6	21	18	237	-	-	6	2	-	-	-
MIDDLESEX	6	-	5	1	-	-	22	-	-	-	-	6	-	-	-	-
MONMOUTH	27	-	6	1	20	15	29	20	558	-	-	21	3	-	3	-
MORRIS	1	-	1	-	-	-	30	-	-	1	-	-	-	-	-	-
OCEAN	4	2	-	-	4	-	20	-	43	-	-	4	-	-	-	-
PASSAIC	22	-	-	-	22	6	20	13	329	-	-	22	-	-	-	-
SOMERSET	20	-	-	1	19	15	21	10	350	-	-	20	-	-	-	-
STATE ATTORNEY																
GENERAL	21	-	18	-	3	11	23	24	64	-	-	20	1	-	-	-
UNION	24	-	18	1	5	7	28	29	64	1	-	22	-	1	-	-
WARREN	1	-	-	-	1	-	20	-	20	-	-	1	-	-	-	-
NEW YORK																
ALBANY	2	-	-	-	2	4	29	30	149	-	-	1	1	-	-	-
FRANKLIN	9	1	1	-	8	2	29	30	214	2	1	6	-	-	-	-
KINGS	19	1	2	-	17	28	26	27	1,112	-	-	17	2	-	-	-
MONROE	20	-	-	-	20	9	30	30	631	-	-	18	-	2	-	-
NASSAU	7	-	-	-	7	1	28	30	114	-	-	6	-	1	-	-
NEW YORK COUNTY	17	-	-	-	17	94	30	30	3,202	-	-	15	1	1	-	-
NY ORGANIZED CRIME TASK FORCE	8	6	-	-	8	81	30	30	1,988	-	-	5	3	-	-	-
NYC SPECIAL NARCOTICS BUREAU																
ONEIDA	5	1	4	-	1	5	30	30	43	1	1	2	1	-	-	-
ONONDAGA	1	1	-	-	1	3	30	30	109	-	-	1	-	-	-	-
QUEENS	129	-	-	2	127	305	28	30	11,456	1	-	127	-	1	-	-
RENSSELAER	2	-	-	-	2	1	26	12	63	-	-	2	-	-	-	-
SAINT LAWRENCE	2	-	2	-	-	-	30	-	-	1	-	-	1	-	-	-
SARATOGA	1	-	-	-	1	3	30	30	112	-	-	1	-	-	-	-
SUFFOLK	73	-	-	-	73	97	30	24	3,735	-	-	73	-	-	-	-
WESTCHESTER	18	-	3	-	15	20	30	28	733	-	-	17	-	1	-	-
NORTH CAROLINA																
STATE ATTORNEY GENERAL	5	-	-	-	5	41	30	28	1,132	-	-	5	-	-	-	-
OHIO																
HAMILTON	1	-	1	-	-	-	30	-	-	-	-	1	-	-	-	-
OKLAHOMA																
STATE ATTORNEY GENERAL	10	1	-	-	10	-	30	-	246	-	-	10	-	-	-	-
PENNSYLVANIA																
COLUMBIA	1	-	-	-	1	-	30	-	17	-	-	1	-	-	-	-
LEHIGH	1	-	-	-	1	1	30	30	50	-	-	1	-	-	-	-
MONTGOMERY	9	-	-	1	8	-	30	-	91	-	-	9	-	-	-	-
STATE ATTORNEY GENERAL	36	1	4	-	32	12	30	30	956	-	-	36	-	-	-	-

Table 2
Intercept Orders Issued by Judges During Calendar Year 2009 (Continued)

Reporting Jurisdiction	Number of Intercept Orders					Number of Extensions	Avg. Length (in Days)		Total Number of Days in Operation	Location Authorized in Original Application						
	Authorized	Amended	No Prosecutor's Report	Never Installed	Installed*		Original Authorization	Extensions		Personal Residence	Business	Portable Device	Combination**	Other	Roving	None Specified
TENNESSEE																
13TH JUDICIAL DISTRICT (PUTNAM)	13	-	2	-	11	-	30	-	199	1	-	12	-	-	-	-
20TH JUDICIAL DISTRICT (DAVIDSON)	42	1	-	-	42	31	30	30	1,559	-	-	42	-	-	-	-
WISCONSIN																
STATE ATTORNEY GENERAL	4	-	-	-	4	1	30	30	143	1	-	3	-	-	-	-
WINNEBAGO	6	-	2	-	4	1	30	30	96	-	-	6	-	-	-	-
WYOMING																
LARAMIE	1	-	-	-	1	-	20	-	20	-	-	1	-	-	-	-
SWEETWATER	2	-	-	-	2	-	30	-	14	-	-	2	-	-	-	-

* Based on the number of orders for which intercept devices were installed as reported by the prosecuting official.

** Combination refers to the number of authorized interceptions for which more than one location was reported.

Table 3
Major Offenses for which Court-Authorized Intercepts Were Granted
Pursuant to 18 U.S.C. § 2519
January 1 Through December 31, 2009

Reporting Jurisdiction	Total	Conspiracy	Corruption	Gambling	Homicide and Assault	Kidnapping	Larceny, Theft, and Robbery	Narcotics	Racketeering	Other
TOTAL	2,376	29	15	35	82	7	38	2,046	61	63
FEDERAL	663	7	4	2	1	-	-	621	6	22
ARIZONA										
MARICOPA	22	-	-	-	2	-	1	19	-	-
PIMA	8	-	-	-	-	1	-	6	1	-
CALIFORNIA										
ALAMEDA	2	-	-	-	2	-	-	-	-	-
CONTRA COSTA	6	-	-	-	-	-	-	6	-	-
FRESNO	2	-	-	-	2	-	-	-	-	-
IMPERIAL	13	10	-	-	1	-	-	1	-	1
KERN	9	-	-	-	1	-	-	8	-	-
LOS ANGELES	191	2	-	-	21	-	-	166	-	-
MERCED	2	-	-	-	-	-	-	2	-	-
ORANGE	58	-	-	-	-	-	-	58	-	-
RIVERSIDE	65	-	-	-	-	-	-	65	-	-
SACRAMENTO	8	-	-	-	2	-	-	6	-	-
SAN BERNARDINO	141	-	-	-	6	6	1	118	1	9
SAN DIEGO	29	-	-	-	-	-	-	29	-	-
SAN JOAQUIN	5	-	-	-	1	-	-	4	-	-
SAN LUIS OBISPO	3	-	-	-	-	-	-	3	-	-
SANTA BARBARA	5	-	-	-	3	-	-	2	-	-
SANTA CLARA	7	-	-	-	2	-	-	5	-	-
SHASTA	1	-	-	-	-	-	-	1	-	-
STANISLAUS	5	-	-	-	3	-	-	2	-	-
STATE ATTORNEY GENERAL	3	-	-	-	-	-	-	3	-	-
SUTTER	4	-	-	-	4	-	-	-	-	-
TULARE	1	-	-	-	-	-	-	1	-	-
VENTURA	26	-	-	-	3	-	-	23	-	-
COLORADO										
1ST JUDICIAL DISTRICT (JEFFERSON)	5	-	-	-	-	-	-	5	-	-
2ND JUDICIAL DISTRICT (DENVER)	24	-	-	-	-	-	-	24	-	-
4TH JUDICIAL DISTRICT (EL PASO)	56	-	-	-	-	-	-	56	-	-
6TH JUDICIAL DISTRICT (LA PLATA)	3	-	-	-	-	-	-	3	-	-
8TH JUDICIAL DISTRICT (JACKSON/LARIMER)	3	-	-	-	-	-	-	3	-	-
9TH JUDICIAL DISTRICT (GARFIELD, PITKIN, RIO BLANCO)	7	-	-	-	-	-	-	7	-	-
10TH JUDICIAL DISTRICT (PUEBLO)	12	-	-	-	-	-	-	12	-	-
19TH JUDICIAL DISTRICT (WELD)	3	-	-	-	-	-	-	3	-	-
21ST JUDICIAL DISTRICT (MESA)	2	-	-	-	-	-	-	2	-	-
CONNECTICUT										
ROCKY HILL	3	-	-	-	-	-	-	-	3	-
FLORIDA										
4TH JUDICIAL CIRCUIT (DUVAL)	27	-	-	-	-	-	-	27	-	-
7TH JUDICIAL CIRCUIT (VOLUSIA)	6	-	-	-	-	-	-	6	-	-

Table 3
Major Offenses for which Court-Authorized Intercepts Were Granted
Pursuant to 18 U.S.C. § 2519
January 1 Through December 31, 2009 (Continued)

Reporting Jurisdiction	Total	Conspiracy	Corruption	Gambling	Homicide and Assault	Kidnapping	Larceny, Theft, and Robbery	Narcotics	Racketeering	Other
FLORIDA (CONTINUED)										
9TH JUDICIAL CIRCUIT (ORANGE/OSCEOLA)	16	3	-	-	-	-	-	13	-	-
11TH JUDICIAL CIRCUIT (DADE)	4	-	-	-	1	-	-	3	-	-
18TH JUDICIAL CIRCUIT (BREVARD/SEMINOLE)	17	4	-	-	-	-	-	13	-	-
19TH JUDICIAL CIRCUIT (SAINT LUCIE)	8	-	-	-	-	-	-	-	8	-
GEORGIA										
COBB	2	-	-	-	1	-	-	1	-	-
CORDELE	2	-	-	-	-	-	-	2	-	-
COWETA	1	-	-	-	-	-	-	1	-	-
GWINNETT	22	-	-	-	-	-	-	22	-	-
HOUSTON	1	-	-	-	-	-	-	1	-	-
MACON	2	-	-	-	-	-	-	2	-	-
OGEECHEE	2	-	-	-	-	-	-	2	-	-
WAYCROSS	2	-	-	-	-	-	-	2	-	-
ILLINOIS										
DUPAGE	1	-	-	-	-	-	-	1	-	-
INDIANA										
MARION	4	-	-	-	-	-	-	4	-	-
KANSAS										
SALINE	2	-	-	-	-	-	-	2	-	-
MARYLAND										
BALTIMORE CITY	14	-	-	-	-	-	-	14	-	-
HARFORD	7	-	-	-	-	-	-	7	-	-
MASSACHUSETTS										
BRISTOL	2	-	-	-	-	-	-	2	-	-
STATE ATTORNEY GENERAL	6	-	-	-	-	-	-	6	-	-
MINNESOTA										
RAMSEY	3	-	-	-	-	-	-	3	-	-
MISSISSIPPI										
HINDS	4	-	-	-	-	-	-	4	-	-
LINCOLN	2	-	-	-	-	-	-	2	-	-
WALTHALL	6	-	-	-	-	-	-	6	-	-
NEVADA										
CLARK	54	-	-	-	1	-	-	53	-	-
WASHOE	1	-	-	-	-	-	-	1	-	-
NEW JERSEY										
ATLANTIC	1	-	-	-	-	-	-	1	-	-
BERGEN	38	-	-	1	-	-	-	24	12	1
CAMDEN	10	-	-	-	3	-	-	6	-	1

Table 3
Major Offenses for which Court-Authorized Intercepts Were Granted
Pursuant to 18 U.S.C. § 2519
January 1 Through December 31, 2009 (Continued)

Reporting Jurisdiction	Total	Conspiracy	Corruption	Gambling	Homicide and Assault	Kidnapping	Larceny, Theft, and Robbery	Narcotics	Racketeering	Other
NEW JERSEY (CONTINUED)										
CAPE MAY	1	-	-	-	-	-	-	1	-	-
GLOUCESTER	4	-	-	-	-	-	-	3	-	1
HUDSON	15	-	-	-	4	-	-	11	-	-
HUNTERDON	3	-	-	-	-	-	-	2	-	1
MERCER	8	-	-	-	-	-	-	8	-	-
MIDDLESEX	6	-	-	-	-	-	-	6	-	-
MONMOUTH	27	-	-	-	-	-	-	11	16	-
MORRIS	1	-	-	-	1	-	-	-	-	-
OCEAN	4	-	-	-	4	-	-	-	-	-
PASSAIC	22	-	-	-	-	-	-	22	-	-
SOMERSET	20	-	-	-	-	-	-	20	-	-
STATE ATTORNEY GENERAL	21	-	-	-	-	-	-	14	7	-
UNION	24	3	-	-	2	-	-	18	-	1
WARREN	1	-	-	-	-	-	-	1	-	-
NEW YORK										
ALBANY	2	-	-	-	-	-	-	2	-	-
FRANKLIN	9	-	-	-	-	-	-	2	7	-
KINGS	19	-	-	11	1	-	1	5	-	-
MONROE	20	-	-	-	2	-	-	17	-	1
NASSAU	7	-	-	-	3	-	-	4	-	-
NEW YORK COUNTY	17	-	9	1	-	-	1	5	-	1
NY ORGANIZED CRIME TASK FORCE	8	-	2	-	-	-	-	5	-	1
NYC SPECIAL NARCOTICS BUREAU	11	1	-	-	-	-	-	-	111	-
ONEIDA	5	-	-	-	-	-	-	5	-	-
ONONDAGA	1	-	-	-	-	-	-	1	-	-
QUEENS	129	-	-	17	-	-	33	66	-	13
RENSSELAER	2	-	-	2	-	-	-	-	-	-
SAINT LAWRENCE	2	-	-	-	-	-	-	2	-	-
SARATOGA	1	-	-	1	-	-	-	-	-	-
SUFFOLK	73	-	-	-	-	-	-	73	-	-
WESTCHESTER	18	-	-	-	-	-	-	12	-	6
NORTH CAROLINA										
STATE ATTORNEY GENERAL	5	-	-	-	-	-	-	5	-	-
OHIO										
HAMILTON	1	-	-	-	-	-	-	1	-	-
OKLAHOMA										
STATE ATTORNEY GENERAL	10	-	-	-	-	-	-	10	-	-
PENNSYLVANIA										
COLUMBIA	1	-	-	-	-	-	-	-	-	1
LEHIGH	1	-	-	-	-	-	-	1	-	-
MONTGOMERY	9	-	-	-	3	-	-	6	-	-
STATE ATTORNEY GENERAL	36	-	-	-	-	-	1	35	-	-
TENNESSEE										
13TH JUDICIAL DISTRICT (PUTNAM)	13	-	-	-	2	-	-	11	-	-
20TH JUDICIAL DISTRICT (DAVIDSON)	42	-	-	-	-	-	-	42	-	-

Table 3
Major Offenses for which Court-Authorized Intercepts Were Granted
Pursuant to 18 U.S.C. § 2519
January 1 Through December 31, 2009 (Continued)

Reporting Jurisdiction	Total	Conspiracy	Corruption	Gambling	Homicide and Assault	Kidnapping	Larceny, Theft, and Robbery	Narcotics	Racketeering	Other
WISCONSIN										
STATE ATTORNEY GENERAL	4	-	-	-	-	-	-	4	-	-
WINNEBAGO	6	-	-	-	-	-	-	6	-	-
WYOMING										
LARAMIE	1	-	-	-	-	-	-	1	-	-
SWEETWATER	2	-	-	-	-	-	-	2	-	-

Note: This table shows only the most serious offense for each court-authorized interception.

Table 4
Summary of Interceptions of Wire, Oral, or Electronic Communications
January 1 Through December 31, 2009*

Reporting Jurisdiction	Number Authorized	Orders for which Intercepts Installed	Average Number per Order When Installed**		
			Persons Intercepted	Intercepts	Incriminating Intercepts
TOTAL	2,376	1,764	113	3,673	688
FEDERAL	663	337	87	3,077	573
ARIZONA					
MARICOPA	22	22	192	11,728	4,460
PIMA	8	3	159	5,394	1,438
CALIFORNIA					
ALAMEDA	2	2	216	8,671	1,003
CONTRA COSTA	6	6	297	5,804	504
FRESNO	2	2	50	3,997	289
IMPERIAL	13	11	48	2,742	755
KERN	9	9	85	958	239
LOS ANGELES	191	183	140	2,783	347
MERCED	2	2	3	2,541	246
ORANGE	58	55	94	2,069	424
RIVERSIDE	65	60	158	1,807	208
SACRAMENTO	8	8	130	1,869	262
SAN BERNARDINO	141	NP	NP	NP	NP
SAN DIEGO	29	29	136	7,148	1,361
SAN JOAQUIN	5	5	190	8,853	461
SAN LUIS OBISPO	3	3	49	5,534	1,016
SANTA BARBARA	5	4	507	4,388	1,577
SANTA CLARA	7	7	197	2,816	313
SHASTA	1	1	74	2,071	257
STANISLAUS	5	5	181	2,544	311
STATE ATTORNEY	3	3	15	714	212
GENERAL					
SUTTER	4	4	15	427	17
TULARE	1	1	417	2,691	798
VENTURA	26	25	34	1,106	324
COLORADO					
1ST JUDICIAL DISTRICT (JEFFERSON)	5	5	17	492	124
2ND JUDICIAL DISTRICT (DENVER)	24	24	70	4,062	501
4TH JUDICIAL DISTRICT (EL PASO)	56	55	62	2,844	466
6TH JUDICIAL DISTRICT (LA PLATA)	3	3	55	1,310	315
8TH JUDICIAL DISTRICT (JACKSON/LARIMER)	3	3	115	5,613	592
9TH JUDICIAL DISTRICT (GARFIELD, PITKIN, RIO BLANCO)	7	7	32	765	223
10TH JUDICIAL DISTRICT (PUEBLO)	12	11	23	1,197	233
19TH JUDICIAL DISTRICT (WELD)	3	3	30	1,406	285
21ST JUDICIAL DISTRICT (MESA)	2	2	35	216	66
CONNECTICUT					
ROCKY HILL	3	3	69	633	536

Table 4
Summary of Interceptions of Wire, Oral, or Electronic Communications
January 1 Through December 31, 2009 (Continued)*

Reporting Jurisdiction	Number Authorized	Orders for which Intercepts Installed	Average Number per Order When Installed**		
			Persons Intercepted	Intercepts	Incriminating Intercepts
FLORIDA					
4TH JUDICIAL CIRCUIT (DUVAL)	27	26	60	1,751	129
7TH JUDICIAL CIRCUIT (VOLUSIA)	6	6	10	1,950	288
9TH JUDICIAL CIRCUIT (ORANGE/OSCEOLA)	16	15	25	2,835	554
11TH JUDICIAL CIRCUIT (DADE)	4	4	233	4,589	1,467
18TH JUDICIAL CIRCUIT (BREVARD/SEMINOLE)	17	11	121	3,621	132
19TH JUDICIAL CIRCUIT (SAINT LUCIE)	8	6	242	9,275	260
GEORGIA					
COBB	2	1	211	1,750	928
CORDELE	2	1	263	3,489	263
COWETA	1	1	12	571	118
GWINNETT	22	21	527	16,390	2,504
HOUSTON	1	1	25	5,268	3,793
MACON	2	2	26	1,684	226
OGEECHEE	2	2	2	1,919	1,241
WAYCROSS	2	2	47	2,005	193
ILLINOIS					
DUPAGE	1	1	13	539	163
INDIANA					
MARION	4	4	119	17,302	577
KANSAS					
SALINE	2	2	81	1,330	354
MARYLAND					
BALTIMORE CITY	14	14	50	1,788	296
HARFORD	7	1	20	1,011	178
MASSACHUSETTS					
BRISTOL	2	NP	NP	NP	NP
STATE ATTORNEY GENERAL	6	6	57	2,391	294
MINNESOTA					
RAMSEY	3	3	2	15,714	3,218
MISSISSIPPI					
HINDS	4	4	52	2,568	416
LINCOLN	2	2	87	4,480	551
WALTHALL	6	6	49	1,255	166
NEVADA					
CLARK	54	52	205	3,045	432
WASHOE	1	1	7	354	62
NEW JERSEY					
ATLANTIC	1	NP	NP	NP	NP
BERGEN	38	38	39	955	102

Table 4
Summary of Interceptions of Wire, Oral, or Electronic Communications
January 1 Through December 31, 2009 (Continued)*

Reporting Jurisdiction	Number Authorized	Orders for which Intercepts Installed	Average Number per Order When Installed**		
			Persons Intercepted	Intercepts	Incriminating Intercepts
NEW JERSEY (CONTINUED)					
CAMDEN	10	3	17	1,140	115
CAPE MAY	1	1	14	1,229	269
GLOUCESTER	4	3	-	7	-
HUDSON	15	14	180	2,045	572
HUNTERDON	3	2	3	612	91
MERCER	8	8	138	2,803	864
MIDDLESEX	6	NP	NP	NP	NP
MONMOUTH	27	20	102	2,399	427
MORRIS	1	NP	NP	NP	NP
OCEAN	4	4	48	743	8
PASSAIC	22	22	34	1,582	283
SOMERSET	20	19	95	2,533	1,427
STATE ATTORNEY GENERAL	21	3	2,905	631	275
UNION	24	5	8	630	107
WARREN	1	1	NR	1,105	NR
NEW YORK					
ALBANY	2	2	15	34,533	4,490
FRANKLIN	9	8	NR	832	68
KINGS	19	17	37	2,441	1,380
MONROE	20	20	40	2,526	211
NASSAU	7	7	11	2,344	680
NEW YORK COUNTY	17	17	196	31,116	1,472
NY ORGANIZED CRIME TASK FORCE	8	8	238	58,046	4,786
NYC SPECIAL NARCOTICS BUREAU	111	103	21	2,035	348
ONEIDA	5	1	-	-	-
ONONDAGA	1	1	390	34,350	4,079
QUEENS	129	127	190	2,360	1,729
RENSSELAER	2	2	18	1,295	950
SAINT LAWRENCE	2	NP	NP	NP	NP
SARATOGA	1	1	17	351	190
SUFFOLK	73	73	100	3,422	973
WESTCHESTER	18	15	61	4,129	617
NORTH CAROLINA					
STATE ATTORNEY GENERAL	5	5	21	35,117	1,970
OHIO					
HAMILTON	1	NP	NP	NP	NP
OKLAHOMA					
STATE ATTORNEY GENERAL	10	10	137	2,379	436
PENNSYLVANIA					
COLUMBIA	1	1	1	1	1
LEHIGH	1	1	58	5,743	534
MONTGOMERY	9	8	34	1,036	107
STATE ATTORNEY GENERAL	36	32	67	1,909	430

Table 4
Summary of Interceptions of Wire, Oral, or Electronic Communications
January 1 Through December 31, 2009 (Continued)*

Reporting Jurisdiction	Number Authorized	Orders for which Intercepts Installed	Average Number per Order When Installed**		
			Persons Intercepted	Intercepts	Incriminating Intercepts
TENNESSEE					
13TH JUDICIAL DISTRICT (PUTNAM)	13	11	175	2,606	386
20TH JUDICIAL DISTRICT (DAVIDSON)	42	42	119	3,154	259
WISCONSIN					
STATE ATTORNEY GENERAL	4	4	17	2,070	161
WINNEBAGO	6	4	146	1,588	147
WYOMING					
LARAMIE	1	1	15	2,000	1,400
SWEETWATER	2	2	17	813	47

* NR = Not reported or could not be determined. NP = No prosecutor's report. NI = Never installed.

** Excludes those reports in which the number of persons intercepted, the number of intercepts, or the number of incriminating intercepts was not reported or could not be determined.

Table 5
Average Cost per Order
January 1 Through December 31, 2009*

Reporting Jurisdiction	Authorized Orders for which Intercepts Installed	Intercept Orders for which Cost Reported**	Average Cost per Order in \$
TOTAL	1,764	1,564	52,200
FEDERAL	337	323	62,552
ARIZONA			
MARICOPA	22	21	170,329
PIMA	3	3	49,943
CALIFORNIA			
ALAMEDA	2	2	310,057
CONTRA COSTA	6	6	32,404
FRESNO	2	2	53,940
IMPERIAL	11	10	21,604
KERN	9	9	87,600
LOS ANGELES	183	169	38,885
MERCED	2	2	206,500
ORANGE	55	50	41,590
RIVERSIDE	60	57	45,631
SACRAMENTO	8	3	168,855
SAN BERNARDINO	NP	NP	NP
SAN DIEGO	29	29	62,086
SAN JOAQUIN	5	5	27,797
SAN LUIS OBISPO	3	-	-
SANTA BARBARA	4	4	29,117
SANTA CLARA	7	7	51,082
SHASTA	1	-	-
STANISLAUS	5	5	30,578
STATE ATTORNEY GENERAL	3	3	56,961
SUTTER	4	4	5,946
TULARE	1	1	201,392
VENTURA	25	25	42,498
COLORADO			
1ST JUDICIAL DISTRICT (JEFFERSON)	5	4	75,587
2ND JUDICIAL DISTRICT (DENVER)	24	24	21,527
4TH JUDICIAL DISTRICT (EL PASO)	55	55	23,365
6TH JUDICIAL DISTRICT (LA PLATA)	3	3	41,400
8TH JUDICIAL DISTRICT (JACKSON/LARIMER)	3	3	31,199
9TH JUDICIAL DISTRICT (GARFIELD, PITKIN, RIO BLANCO)	7	6	13,440
10TH JUDICIAL DISTRICT (PUEBLO)	11	11	42,712
19TH JUDICIAL DISTRICT (WELD)	3	3	4,500
21ST JUDICIAL DISTRICT (MESA)	2	2	14,866
CONNECTICUT			
ROCKY HILL	3	-	-
FLORIDA			
4TH JUDICIAL CIRCUIT (DUVAL)	26	26	13,115
7TH JUDICIAL CIRCUIT (VOLUSIA)	6	6	10,333
9TH JUDICIAL CIRCUIT (ORANGE/OSCEOLA)	15	14	84,231
11TH JUDICIAL CIRCUIT (DADE)	4	3	47,726
18TH JUDICIAL CIRCUIT (BREVARD/SEMINOLE)	11	9	52,126
19TH JUDICIAL CIRCUIT (SAINT LUCIE)	6	6	84,512

Table 5
Average Cost per Order
January 1 Through December 31, 2009 (Continued)*

Reporting Jurisdiction	Authorized Orders for which Intercepts Installed	Intercept Orders for which Cost Reported**	Average Cost per Order in \$
GEORGIA			
COBB	1	1	25,120
CORDELE	1	1	12,443
COWETA	1	1	269,587
WINNETT	21	21	178,511
HOUSTON	1	1	12,000
MACON	2	2	14,100
OGEECHEE	2	2	7,400
WAYCROSS	2	2	37,528
ILLINOIS			
DUPAGE	1	1	25,500
INDIANA			
MARION	4	4	-
KANSAS			
SALINE	2	2	15,876
MARYLAND			
BALTIMORE CITY	14	14	37,086
HARFORD	1	-	-
MASSACHUSETTS			
BRISTOL	NP	NP	NP
STATE ATTORNEY GENERAL	6	6	22,969
MINNESOTA			
RAMSEY	3	3	87,253
MISSISSIPPI			
HINDS	4	-	-
LINCOLN	2	-	-
WALTHALL	6	1	462,000
NEVADA			
CLARK	52	52	26,074
WASHOE	1	1	7,122
NEW JERSEY			
ATLANTIC	NP	NP	NP
BERGEN	38	37	41,446
CAMDEN	3	-	-
CAPE MAY	1	1	57,593
GLOUCESTER	3	-	-
HUDSON	14	14	103,398
HUNTERDON	2	1	180,000
MERCER	8	6	87,733
MIDDLESEX	NP	NP	NP
MONMOUTH	20	19	30,778
MORRIS	NP	NP	NP
OCEAN	4	4	5,471
PASSAIC	22	22	32,711
SOMERSET	19	19	5,789

Table 5
Average Cost per Order
January 1 Through December 31, 2009 (Continued)*

Reporting Jurisdiction	Authorized Orders for which Intercepts Installed	Intercept Orders for which Cost Reported**	Average Cost per Order in \$
NEW JERSEY (CONTINUED)			
STATE ATTORNEY GENERAL	3	3	60,197
UNION	5	-	-
WARREN	1	1	97,350
NEW YORK			
ALBANY	2	1	266,344
FRANKLIN	8	8	51,802
KINGS	17	15	23,442
MONROE	20	19	72,400
NASSAU	7	7	11,150
NEW YORK COUNTY	17	14	254,216
NY ORGANIZED CRIME TASK FORCE	8	8	541,124
NYC SPECIAL NARCOTICS BUREAU	103	9	14,053
ONEIDA	1	-	-
ONONDAGA	1	1	321,873
QUEENS	127	127	18,482
RENSSELAER	2	2	16,500
SAINT LAWRENCE	NP	NP	NP
SARATOGA	1	-	-
SUFFOLK	73	64	51,469
WESTCHESTER	15	13	31,893
NORTH CAROLINA			
STATE ATTORNEY GENERAL	5	5	132,188
OHIO			
HAMILTON	NP	NP	NP
OKLAHOMA			
STATE ATTORNEY GENERAL	10	10	51,260
PENNSYLVANIA			
COLUMBIA	1	1	700
LEHIGH	1	1	181,265
MONTGOMERY	8	8	6,852
STATE ATTORNEY GENERAL	32	31	64,226
TENNESSEE			
13TH JUDICIAL DISTRICT (PUTNAM)	11	11	1,518
20TH JUDICIAL DISTRICT (DAVIDSON)	42	41	14,854
WISCONSIN			
STATE ATTORNEY GENERAL	4	4	54,603
WINNEBAGO	4	4	81,750
WYOMING			
LARAMIE	1	1	3,000
SWEETWATER	2	2	17,750

* NP = No prosecutor's report. NI = Never installed.

** Includes costs for orders for which intercepts were installed but not used.

Table 6
Types of Surveillance Used, Arrests, and Convictions for Intercepts Installed
January 1 Through December 31, 2009

Reporting Jurisdiction	Orders for which Intercepts Installed *	Wire (Incl. Any Type Telephone: Standard, Cell, Mobile)	Oral (Incl. Microphone, Eavesdrop)	Electronic (Incl. Digital Pager, Fax, Computer)	Combination**	Number of Persons	
						Arrested	Convicted***
TOTAL	1,764	1,720	8	4	32	4,537	678
FEDERAL	337	329	1	1	6	1,277	123
ARIZONA							
MARICOPA	22	19	-	-	3	435	40
PIMA	3	3	-	-	-	7	-
CALIFORNIA							
ALAMEDA	2	2	-	-	-	-	-
CONTRA COSTA	6	6	-	-	-	-	-
FRESNO	2	2	-	-	-	13	-
IMPERIAL	11	11	-	-	-	24	-
KERN	9	9	-	-	-	49	25
LOS ANGELES	183	183	-	-	-	205	6
MERCED	2	2	-	-	-	6	2
ORANGE	55	55	-	-	-	60	2
RIVERSIDE	60	60	-	-	-	29	7
SACRAMENTO	8	8	-	-	-	5	-
SAN BERNARDINO	NP	-	-	-	-	-	-
SAN DIEGO	29	29	-	-	-	104	55
SAN JOAQUIN	5	5	-	-	-	1	-
SAN LUIS OBISPO	3	3	-	-	-	-	-
SANTA BARBARA	4	4	-	-	-	29	20
SANTA CLARA	7	7	-	-	-	27	3
SHASTA	1	1	-	-	-	-	-
STANISLAUS	5	4	-	-	1	10	-
STATE ATTORNEY GENERAL	3	3	-	-	-	16	2
SUTTER	4	4	-	-	-	-	-
TULARE	1	1	-	-	-	15	11
VENTURA	25	25	-	-	-	39	13
COLORADO							
1ST JUDICIAL DISTRICT (JEFFERSON)	5	5	-	-	-	-	-
2ND JUDICIAL DISTRICT (DENVER)	24	24	-	-	-	67	15
4TH JUDICIAL DISTRICT (EL PASO)	55	45	-	-	10	56	2
6TH JUDICIAL DISTRICT (LA PLATA)	3	3	-	-	-	4	3
8TH JUDICIAL DISTRICT (JACKSON/LARIMER)	3	3	-	-	-	-	-
9TH JUDICIAL DISTRICT (GARFIELD, PITKIN, RIO BLANCO)	7	7	-	-	-	5	-
10TH JUDICIAL DISTRICT (PUEBLO)	11	11	-	-	-	-	-
19TH JUDICIAL DISTRICT (WELD)	3	3	-	-	-	12	-
21ST JUDICIAL DISTRICT (MESA)	2	2	-	-	-	-	-
CONNECTICUT							
ROCKY HILL	3	3	-	-	-	-	-

Table 6
Types of Surveillance Used, Arrests, and Convictions for Intercepts Installed
January 1 Through December 31, 2009 (Continued)

Reporting Jurisdiction	Orders for which Intercepts Installed *	Wire (Incl. Any Type Telephone: Standard, Cell, Mobile)	Oral (Incl. Microphone, Eavesdrop)	Electronic (Incl. Digital Pager, Fax, Computer)	Combination**	Number of Persons		
						Arrested	Convicted***	
FLORIDA								
4TH JUDICIAL CIRCUIT (DUVAL)	26	25	-	-	1	35	22	
7TH JUDICIAL CIRCUIT (VOLUSIA)	6	6	-	-	-	24	-	
9TH JUDICIAL CIRCUIT (ORANGE/OSCEOLA)	15	15	-	-	-	72	2	
11TH JUDICIAL CIRCUIT (DADE)	4	4	-	-	-	-	-	
18TH JUDICIAL CIRCUIT (BREVARD/SEMINOLE)	11	11	-	-	-	36	4	
19TH JUDICIAL CIRCUIT (SAINT LUCIE)	6	3	-	-	3	1	1	
GEORGIA								
COBB	1	1	-	-	-	-	-	
CORDELE	1	1	-	-	-	-	-	
COWETA	1	1	-	-	-	-	-	
GWINNETT	21	21	-	-	-	133	-	
HOUSTON	1	1	-	-	-	4	-	
MACON	2	2	-	-	-	11	-	
OGEECHEE	2	2	-	-	-	37	12	
WAYCROSS	2	2	-	-	-	-	-	
ILLINOIS								
DUPAGE	1	1	-	-	-	6	-	
INDIANA								
MARION	4	4	-	-	-	-	-	
KANSAS								
SALINE	2	2	-	-	-	6	-	
MARYLAND								
BALTIMORE CITY	14	14	-	-	-	6	-	
HARFORD	1	1	-	-	-	-	-	
MASSACHUSETTS								
BRISTOL	NP	-	-	-	-	-	-	
STATE ATTORNEY GENERAL	6	6	-	-	-	16	-	
MINNESOTA								
RAMSEY	3	3	-	-	-	8	5	
MISSISSIPPI								
HINDS	4	4	-	-	-	-	-	
LINCOLN	2	2	-	-	-	-	-	
WALTHALL	6	6	-	-	-	67	-	
NEVADA								
CLARK	52	52	-	-	-	40	5	
WASHOE	1	1	-	-	-	1	-	

Table 6
Types of Surveillance Used, Arrests, and Convictions for Intercepts Installed
January 1 Through December 31, 2009 (Continued)

Reporting Jurisdiction	Orders for which Intercepts Installed *	Wire (Incl. Any Type Telephone: Standard, Cell, Mobile)	Oral (Incl. Microphone, Eavesdrop)	Electronic (Incl. Digital Pager, Fax, Computer)	Combination**	Number of Persons	
						Arrested	Convicted***
NEW JERSEY							
ATLANTIC	NP	-	-	-	-	-	-
BERGEN	38	37	-	1	-	92	25
CAMDEN	3	3	-	-	-	8	-
CAPE MAY	1	1	-	-	-	10	7
GLOUCESTER	3	3	-	-	-	-	-
HUDSON	14	14	-	-	-	72	17
HUNTERDON	2	2	-	-	-	13	-
MERCER	8	8	-	-	-	50	34
MIDDLESEX	NP	-	-	-	-	-	-
MONMOUTH	20	20	-	-	-	78	-
MORRIS	NP	-	-	-	-	-	-
OCEAN	4	4	-	-	-	3	-
PASSAIC	22	22	-	-	-	112	-
SOMERSET	19	18	-	-	1	-	-
STATE ATTORNEY GENERAL	3	3	-	-	-	-	-
UNION	5	5	-	-	-	-	-
WARREN	1	1	-	-	-	-	-
NEW YORK							
ALBANY	2	2	-	-	-	7	6
FRANKLIN	8	8	-	-	-	13	-
KINGS	17	15	2	-	-	45	7
MONROE	20	18	2	-	-	12	6
NASSAU	7	6	1	-	-	45	34
NEW YORK COUNTY	17	15	1	-	1	61	19
NY ORGANIZED CRIME TASK FORCE	8	4	-	-	4	116	38
NYC SPECIAL NARCOTICS BUREAU	103	103	-	-	-	106	5
ONEIDA	1	-	-	1	-	-	-
ONONDAGA	1	1	-	-	-	38	-
QUEENS	127	125	-	1	1	107	28
RENSSELAER	2	2	-	-	-	2	-
SAINT LAWRENCE	NP	-	-	-	-	-	-
SARATOGA	1	-	-	-	1	-	-
SUFFOLK	73	73	-	-	-	152	18
WESTCHESTER	15	14	1	-	-	45	26
NORTH CAROLINA							
STATE ATTORNEY GENERAL	5	5	-	-	-	38	-
OHIO							
HAMILTON	NP	-	-	-	-	-	-
OKLAHOMA							
STATE ATTORNEY GENERAL	10	10	-	-	-	98	7
PENNSYLVANIA							
COLUMBIA	1	1	-	-	-	1	1
LEHIGH	1	1	-	-	-	-	-
MONTGOMERY	8	8	-	-	-	11	1
STATE ATTORNEY GENERAL	32	32	-	-	-	87	4

Table 6
Types of Surveillance Used, Arrests, and Convictions for Intercepts Installed
January 1 Through December 31, 2009 (Continued)

Reporting Jurisdiction	Orders for which Intercepts Installed *	Wire (Incl. Any Type Telephone: Standard, Cell, Mobile)	Oral (Incl. Microphone, Eavesdrop)	Electronic (Incl. Digital Pager, Fax, Computer)	Combination**	Number of Persons	
						Arrested	Convicted***
TENNESSEE							
13TH JUDICIAL DISTRICT (PUTNAM)	11	11	-	-	-	14	-
20TH JUDICIAL DISTRICT (DAVIDSON)	42	42	-	-	-	54	-
WISCONSIN							
STATE ATTORNEY GENERAL	4	4	-	-	-	16	4
WINNEBAGO	4	4	-	-	-	31	9
WYOMING							
LARAMIE	1	1	-	-	-	2	2
SWEETWATER	2	2	-	-	-	-	-

* NP = No prosecutor's report. NI = Never installed.

** Combination refers to installed intercepts for which more than one type of surveillance was used.

*** Convictions resulting from an intercept often do not occur within the same year in which the intercept was first reported.
 See Tables 8 and 9.

Table 7
Authorized Intercepts Granted Pursuant to
18 U.S.C. § 2519 as Reported in Wiretap Reports
for Calendar Years 1999 - 2009

Wiretap Report Date	1999	2000	2001	2002	2003	2004	2005	2006	2007	2008	2009
Intercept applications requested	1,350	1,190	1,491	1,359	1,442	1,710	1,774	1,839	2,208	1,891	2,376
Intercept applications authorized	1,350	1,190	1,491	1,358	1,442	1,710	1,773	1,839	2,208	1,891	2,376
Federal	601	479	486	497	578	730	625	461	457	386	663
State	749	711	1,005	861	864	980	1,148	1,378	1,751	1,505	1,713
Avg. days of original authorization	27	28	27	29	29	28	28	29	29	29	29
Number of extensions	1,367	926	1,008	889	1,145	1,341	1,360	1,228	1,701	1,266	1,627
Average length of extensions (in days)	29	28	29	29	29	28	28	29	29	29	28
Location of authorized intercepts:											
Personal residence	341	244	206	154	118	83	57	48	27	31	19
Business	59	56	60	37	35	30	21	13	7	6	10
Portable device	-	719	1,007	1,046	1,165	1,507	1,610	1,685	2,078	1,793	2,276
Multiple locations	287	109	117	85	95	65	49	53	36	38	55
Not indicated or other ¹	663	62	101	36	29	25	36	40	60	23	16
Major offense specified:											
Arson, explosives, and weapons	8	5	5	-	5	12	3	2	4	1	18
Bribery	42	21	1	3	9	16	4	1	1	3	2
Extortion (includes usury and loan-sharking)	11	10	28	18	6	5	8	6	5	-	3
Gambling	60	49	82	82	49	90	42	56	55	54	35
Homicide and assault	62	72	52	58	80	48	82	119	132	92	82
Larceny and theft	9	15	47	8	48	30	11	19	32	37	35
Narcotics	978	894	1,167	1,052	1,104	1,308	1,433	1,473	1,792	1,593	2,046
Robbery and burglary	4	4	8	3	3	9	7	1	4	7	9
Racketeering	139	76	70	72	96	138	94	90	98	58	61
Other or unspecified	37	44	31	62	42	54	89	72	85	46	85
Intercept applications installed ²	1,277	1,139	1,405	1,273	1,367	1,633	1,694	1,714	2,119	1,809	1,764
Federal	595	472	481	490	576	723	624	461	454	384	337
State	682	667	924	783	791	910	1,070	1,253	1,665	1,425	1,427
For intercepts installed:											
Total days in operation	63,243	47,729	53,574	50,025	60,198	69,980	72,897	68,380	93,117	73,509	73,799
Avg. number of persons intercepted ³	195	196	86	92	116	126	107	122	94	92	113
Average number of intercepted communications ³	1,921	1,769	1,565	1,708	3,004	3,017	2,835	2,685	3,106	2,707	3,673
Average number of incriminating intercepted communications ³	390	402	333	403	993	619	629	547	920	514	688
Authorizations where costs reported	1,232	1,080	1,327	1,193	1,236	1,559	1,525	1,576	2,043	1,703	1,564
Average cost of intercepts for which costs reported	57,511	54,829	48,198	54,586	62,164	63,011	55,530	52,551	48,477	47,624	52,200
Intercept applications authorized but reported after publication ⁴	196	196	204	185	347	282	346	586	635	573	-
Total authorized by year (reported through December 2009)	1,546	1,386	1,695	1,543	1,789	1,992	2,119	2,425	2,843	2,464	2,376

¹ Starting in 2000, location categories were revised to improve reporting and reduce the number of instances in which "other" location was reported.

² Installed intercepts include only those intercepts for which reports were received from prosecuting officials.

³ As of 1998, the average excludes those reports in which the number of persons intercepted, the number of intercepts, or the number of incriminating intercepts was not reported or could not be determined.

⁴ Some wiretaps terminated in a given year are not reported until a subsequent year because they are part of ongoing investigations.

Table 8
Summary of Supplementary Reports for Intercepts
Terminated in Calendar Years 1991 Through 2008
(Report as of December 31, 2009)

Report Year and Jurisdiction	Total Additional Activity During Calendar Year 2009							
	Number of Reports	Costs in \$	Number of Persons Arrested	Number of Trials	Motions to Suppress Intercepts*			Number of Persons Convicted
					G	D	P	
TOTAL ALL YEARS	1,041	47,039,345	4,269	126	40	126	93	2,830
TOTAL 1991	1	-	1	-	-	-	-	1
FEDERAL	1	-	1	-	-	-	-	1
TOTAL 1992	-	-	-	-	-	-	-	-
TOTAL 1993	-	-	-	-	-	-	-	-
TOTAL 1994	-	-	-	-	-	-	-	-
TOTAL 1995	-	-	-	-	-	-	-	-
TOTAL 1996	-	-	-	-	-	-	-	-
TOTAL 1997	-	-	-	-	-	-	-	-
TOTAL 1998	1	-	-	-	-	-	-	1
FEDERAL	1	-	-	-	-	-	-	1
TOTAL 1999	-	-	-	-	-	-	-	-
TOTAL 2000	1	-	2	-	-	-	-	1
FEDERAL	1	-	2	-	-	-	-	1
TOTAL 2001	-	-	-	-	-	-	-	-
TOTAL 2002	-	-	-	-	-	-	-	-
TOTAL 2003	1	-	-	-	-	-	-	2
NEW JERSEY STATE ATTORNEY GENERAL	1	-	-	-	-	-	-	2
TOTAL 2004	28	-	174	10	-	7	-	122
FEDERAL	21	-	170	10	-	7	-	106
ARIZONA STATE ATTORNEY GENERAL	2	-	1	-	-	-	-	2
FLORIDA 17TH JUDICIAL CIRCUIT (BROWARD)	1	-	-	-	-	-	-	2
NEW JERSEY BERGEN	1	-	-	-	-	-	-	2
STATE ATTORNEY GENERAL	2	-	-	-	-	-	-	3

Table 8
Summary of Supplementary Reports for Intercepts
Terminated in Calendar Years 1991 Through 2008
(Report as of December 31, 2009) (Continued)

Report Year and Jurisdiction	Total Additional Activity During Calendar Year 2009							Number of Persons Convicted
	Number of Reports	Costs in \$	Number of Persons Arrested	Number of Trials	Motions to Suppress Intercepts*			
					G	D	P	
2004 (CONTINUED)								
NEW YORK								
STATE ATTORNEY GENERAL	1	-	3	-	-	-	-	7
TOTAL 2005								
	33	-	265	15	17	23	1	275
FEDERAL								
	25	-	204	7	7	2	1	207
CALIFORNIA								
SAN DIEGO	1	-	13	3	10	20	-	19
FLORIDA								
4TH JUDICIAL CIRCUIT (DUVAL)	1	-	-	2	-	-	-	2
STATE ATTORNEY GENERAL	1	-	35	2	-	1	-	27
NEW JERSEY								
MORRIS	1	-	-	-	-	-	-	1
NEW YORK								
STATE ATTORNEY GENERAL	1	-	-	-	-	-	-	2
WESTCHESTER	1	-	-	-	-	-	-	1
PENNSYLVANIA								
STATE ATTORNEY GENERAL	2	-	13	1	-	-	-	16
TOTAL 2006								
	74	3,205,449	187	8	2	24	2	145
FEDERAL								
	55	3,168,545	176	5	1	23	2	98
ARIZONA								
STATE ATTORNEY GENERAL	2	-	3	-	-	-	-	-
CALIFORNIA								
CONTRA COSTA	1	-	1	-	-	-	-	2
FLORIDA								
4TH JUDICIAL CIRCUIT (DUVAL)	1	-	-	-	-	-	-	5
17TH JUDICIAL CIRCUIT (BROWARD)	1	-	-	-	-	-	-	3
18TH JUDICIAL CIRCUIT (BREVARD/SEMINOLE)	1	-	-	-	-	-	-	3
GEORGIA								
GWINNETT	1	-	-	-	-	-	-	1
NEW JERSEY								
BERGEN	1	-	-	1	1	1	-	2
BURLINGTON	1	-	-	1	-	-	-	1
STATE ATTORNEY GENERAL	4	36,904	-	1	-	-	-	25

Table 8
Summary of Supplementary Reports for Intercepts
Terminated in Calendar Years 1991 Through 2008
(Report as of December 31, 2009) (Continued)

Report Year and Jurisdiction	Total Additional Activity During Calendar Year 2009							Number of Persons Convicted
	Number of Reports	Costs in \$	Number of Persons Arrested	Number of Trials	Motions to Suppress Intercepts*			
					G	D	P	
2006 (CONTINUED)								
NEW YORK								
NY ORGANIZED CRIME TASK FORCE	1	-	-	-	-	-	-	1
STATE ATTORNEY GENERAL	1	-	-	-	-	-	-	1
SUFFOLK	1	-	-	-	-	-	-	1
PENNSYLVANIA								
STATE ATTORNEY GENERAL	3	-	7	-	-	-	-	2
TOTAL 2007								
	222	11,723,280	1,074	38	18	39	45	831
FEDERAL								
	159	11,397,000	920	29	15	32	9	616
ARIZONA								
STATE ATTORNEY GENERAL	3	-	4	-	-	-	-	8
CALIFORNIA								
CONTRA COSTA	2	-	1	-	-	-	-	8
SACRAMENTO	2	-	16	1	-	-	-	7
SAN DIEGO	4	-	3	3	-	-	-	6
COLORADO								
1ST JUDICIAL DISTRICT (JEFFERSON)	1	-	-	-	-	-	-	5
CONNECTICUT								
STATE ATTORNEY GENERAL	2	-	-	-	-	-	-	8
FLORIDA								
18TH JUDICIAL CIRCUIT (BREVARD/SEMINOLE)	1	-	-	-	-	-	-	3
GEORGIA								
AUGUSTA	1	-	31	-	3	-	-	25
BIBB	1	-	15	1	-	-	-	4
GWINNETT	2	-	2	-	-	-	32	3
HAWAII								
MAUI	1	-	-	-	-	-	-	1
MASSACHUSETTS								
BERKSHIRE	2	60,280	15	-	-	-	-	1
BRISTOL	1	-	25	-	-	1	-	22
SUFFOLK	1	74,000	5	-	-	3	-	2
NEVADA								
CLARK	3	-	-	-	-	-	-	6
NEW JERSEY								
BURLINGTON	2	-	-	-	-	-	-	6
MONMOUTH	2	-	-	-	-	-	4	34
MORRIS	1	-	-	-	-	-	-	2
STATE ATTORNEY GENERAL	5	-	-	2	-	-	-	19

Table 8
Summary of Supplementary Reports for Intercepts
Terminated in Calendar Years 1991 Through 2008
(Report as of December 31, 2009) (Continued)

Report Year and Jurisdiction	Total Additional Activity During Calendar Year 2009							Number of Persons Convicted
	Number of Reports	Costs in \$	Number of Persons Arrested	Number of Trials	Motions to Suppress Intercepts*			
					G	D	P	
2007 (CONTINUED)								
NEW YORK								
FRANKLIN	1	-	4	-	-	-	-	4
NASSAU	1	-	-	-	-	-	-	2
NY ORGANIZED CRIME TASK FORCE	1	-	-	-	-	-	-	5
ONONDAGA	1	-	1	1	-	3	-	1
QUEENS	18	192,000	-	-	-	-	-	-
STATE ATTORNEY GENERAL	1	-	27	-	-	-	-	-
SUFFOLK	1	-	-	-	-	-	-	9
PENNSYLVANIA								
STATE ATTORNEY GENERAL	2	-	5	1	-	-	-	24
TOTAL 2008								
	680	32,110,616	2,566	55	3	33	45	1,452
FEDERAL								
	326	21,667,610	1,521	14	1	10	16	884
ARIZONA								
MARICOPA	8	2,393,575	194	-	-	-	-	36
PIMA	2	73,169	5	-	-	-	-	5
CALIFORNIA								
CONTRA COSTA	3	-	23	-	-	-	-	12
KINGS	2	23,591	-	-	-	-	-	-
LOS ANGELES	6	540,559	97	1	-	-	-	1
ORANGE	50	1,366,655	59	1	-	-	-	29
RIVERSIDE	45	1,817,761	53	-	-	-	8	23
SAN DIEGO	5	-	-	-	-	-	-	11
STANISLAUS	3	-	24	-	-	1	-	15
COLORADO								
1ST JUDICIAL DISTRICT (JEFFERSON)	3	-	42	-	-	-	1	29
2ND JUDICIAL DISTRICT (DENVER)	3	24,800	9	-	-	-	-	-
4TH JUDICIAL DISTRICT (EL PASO)	3	-	-	-	-	-	-	9
10TH JUDICIAL DISTRICT (PUEBLO)	1	-	1	-	-	-	-	1
21ST JUDICIAL DISTRICT (MESA)	1	-	-	-	-	-	-	1
FLORIDA								
17TH JUDICIAL CIRCUIT (BROWARD)	1	-	-	-	-	-	-	6
18TH JUDICIAL CIRCUIT (BREVARD/SEMINOLE)	1	-	-	-	-	-	-	1
19TH JUDICIAL CIRCUIT (SAINT LUCIE)	1	-	-	-	-	-	-	-
GEORGIA								
COBB	1	82,211	37	-	-	-	-	-
GRIFFIN	1	-	34	-	-	-	-	31
GWINNETT	10	692,694	18	-	-	2	13	26
HOUSTON	4	35,000	16	-	-	-	-	14
INDIANA								
MARION	7	185,000	39	-	-	-	-	2
MORGAN	1	-	-	-	-	2	-	2

Table 8
Summary of Supplementary Reports for Intercepts
Terminated in Calendar Years 1991 Through 2008
(Report as of December 31, 2009) (Continued)

Report Year and Jurisdiction	Total Additional Activity During Calendar Year 2009							
	Number of Reports	Costs in \$	Number of Persons Arrested	Number of Trials	Motions to Suppress Intercepts*			Number of Persons Convicted
					G	D	P	
2008 (CONTINUED)								
KANSAS								
SALINE	1	-	2	1	-	-	1	-
MISSISSIPPI								
HINDS	1	-	-	-	-	-	-	-
RANKIN	1	-	-	-	-	-	-	-
NEVADA								
CLARK	6	8	3	1	-	-	-	7
WASHOE	1	-	-	-	-	-	-	14
NEW JERSEY								
BERGEN	11	101,200	41	-	-	-	-	2
BURLINGTON	3	-	-	-	-	-	-	10
CAPE MAY	1	74,300	12	-	1	1	-	3
GLOUCESTER	1	-	1	-	-	-	-	1
HUDSON	1	-	-	-	-	-	-	7
MIDDLESEX	1	-	1	-	1	1	-	3
MONMOUTH	1	-	-	-	-	-	6	2
MORRIS	2	23,705	-	-	-	-	-	9
OCEAN	12	1,111,661	38	-	-	-	-	-
SALEM	3	113,400	16	-	-	-	-	-
STATE ATTORNEY GENERAL	15	359,417	-	-	-	-	-	16
NEW YORK								
NASSAU	4	-	1	-	-	-	-	23
NEW YORK COUNTY	1	152,000	19	-	-	1	-	17
NY ORGANIZED CRIME TASK FORCE	2	-	36	-	-	-	-	37
QUEENS	101	1,183,176	78	-	-	-	-	23
SCHENECTADY	1	-	3	-	-	-	-	3
SUFFOLK	7	-	-	2	-	-	-	33
OKLAHOMA								
STATE ATTORNEY GENERAL	3	-	47	1	-	3	-	44
PENNSYLVANIA								
MONTGOMERY	2	-	1	22	-	-	-	22
STATE ATTORNEY GENERAL	3	-	15	12	-	12	-	19
TENNESSEE								
11TH JUDICIAL CIRCUIT (HAMILTON)	1	-	6	-	-	-	-	-
20TH JUDICIAL DISTRICT (DAVIDSON)	2	-	-	-	-	-	-	-
30TH JUDICIAL DISTRICT (SHELBY)	1	-	34	-	-	-	-	-
TEXAS								
TRAVIS	1	89,124	-	-	-	-	-	-
WISCONSIN								
SHEBOYGAN	1	-	21	-	-	-	-	-
WYOMING								
1ST JUDICIAL DISTRICT	1	-	19	-	-	-	-	19

* Motions: G = granted, D = denied, P = pending.

Table 9
Arrests and Convictions Resulting from Intercepts Installed in
Calendar Years 1999 Through 2009

Year of Intercepts	Year Reported											Total All Years	
	1999	2000	2001	2002	2003	2004	2005	2006	2007	2008	2009	Number	Percent
1999													
Arrests	4,372	1,600	428	216	38	7	6	21	-	-	-	6,688	100.0
Convictions	654	1,323	515	235	77	35	1	21	-	-	-	2,861	42.8
2000													
Arrests	-	3,411	1,741	681	142	17	5	2	2	6	2	6,009	100.0
Convictions	-	736	1,148	793	280	30	56	12	1	5	1	3,062	51.0
2001													
Arrests	-	-	3,683	1,325	316	109	90	72	5	6	-	5,606	100.0
Convictions	-	-	732	1,316	572	121	105	63	27	5	-	2,941	52.5
2002													
Arrests	-	-	-	3,060	1,067	362	105	52	5	-	-	4,651	100.0
Convictions	-	-	-	493	1,082	489	164	64	17	3	-	2,312	49.7
2003													
Arrests	-	-	-	-	3,674	1,651	257	82	10	29	-	5,703	100.0
Convictions	-	-	-	-	844	989	399	203	42	39	2	2,518	44.2
2004													
Arrests	-	-	-	-	-	4,506	967	538	65	334	174	6,584	100.0
Convictions	-	-	-	-	-	634	895	565	124	342	122	2,682	40.7
2005													
Arrests	-	-	-	-	-	-	4,674	1,493	233	544	265	7,209	100.0
Convictions	-	-	-	-	-	-	776	1,417	496	485	275	3,449	47.8
2006													
Arrests	-	-	-	-	-	-	-	4,376	1,526	656	187	6,745	100.0
Convictions	-	-	-	-	-	-	-	711	1,306	633	145	2,795	41.4
2007													
Arrests	-	-	-	-	-	-	-	-	4,830	1,736	1,074	7,640	100.0
Convictions	-	-	-	-	-	-	-	-	984	1,180	831	2,995	39.2
2008													
Arrests	-	-	-	-	-	-	-	-	-	4,133	2,566	6,699	100.0
Convictions	-	-	-	-	-	-	-	-	-	810	1,452	2,262	33.8
2009													
Arrests	-	-	-	-	-	-	-	-	-	-	4,537	4,537	100.0
Convictions	-	-	-	-	-	-	-	-	-	-	678	678	14.9

Table 10
Summary of Intercept Orders Issued by Federal Judges
January 1 Through December 31, 2009*

U.S. District Courts	Authorized Orders	Federal Prosecutor Reports of Intercepts
Federal Total	663	339
Arizona	72	11
Arkansas, Eastern	10	3
Arkansas, Western	1	1
California, Central	20	18
California, Eastern	9	9
California, Southern	5	5
Colorado	13	13
Connecticut	11	6
Delaware	1	1
District of Columbia	16	0
Florida, Middle	8	5
Florida, Northern	2	2
Florida, Southern	15	6
Georgia, Middle	5	5
Georgia, Northern	31	13
Georgia, Southern	3	2
Hawaii	5	0
Idaho	2	2
Illinois, Northern	51	18
Illinois, Southern	3	0
Indiana, Northern	4	4
Indiana, Southern	14	6
Iowa, Northern	7	3
Kansas	12	9
Kentucky, Eastern	2	0
Louisiana, Middle	1	0
Louisiana, Western	6	3
Maine	6	3
Maryland	8	8
Massachusetts	6	4
Michigan, Eastern	4	4
Michigan, Western	2	1
Minnesota	3	3
Missouri, Eastern	8	8
Missouri, Western	10	6
Montana	3	1
Nevada	5	5
New Jersey	13	12
New Mexico	2	2
New York, Eastern	8	8
New York, Northern	9	9
New York, Southern	21	12
New York, Western	30	13
North Carolina, Eastern	4	4
North Carolina, Western	12	12
Ohio, Northern	4	2
Oklahoma, Eastern	7	1

Table 10
Summary of Intercept Orders Issued by Federal Judges
January 1 Through December 31, 2009*

U.S. District Courts	Authorized Orders	Federal Prosecutor Reports of Intercepts
Oklahoma, Northern	5	3
Oregon	3	2
Pennsylvania, Eastern	2	1
Pennsylvania, Middle	3	0
Pennsylvania, Western	7	0
Rhode Island	1	1
South Carolina	2	1
Tennessee, Eastern	1	1
Texas, Eastern	1	1
Texas, Northern	32	22
Texas, Southern	37	12
Texas, Western	29	14
Virgin Islands	1	0
Virginia, Eastern	8	1
Washington, Western	22	8
Wisconsin, Eastern	4	0
Wisconsin, Western	1	0
Wyoming	10	9

*Total counts reported by district courts might not match prosecutor reports provided by the U.S. Department of Justice (DOJ) if the investigations are ongoing or the targets have not yet been notified by DOJ.

TABLE A-1
UNITED STATES DISTRICT COURTS

CALENDAR YEAR 2009

**REPORT BY JUDGES OF COURT-AUTHORIZED INTERCEPTS OF WIRE, ORAL, OR ELECTRONIC COMMUNICATIONS
PURSUANT TO 18 U.S.C. 2519**

A.O. Number *	Authorizing Official		Offense Specified	Intercept		Date of Application	Authorized Length		
	Judge	Attorney General ¹		Type ²	Location ³		Original Order (Days)	Number of Extensions	Total Length (Days)
ALABAMA, MIDDLE									
2007-1	FULLER	ROTH	NARCOTICS	WC	D	08/22/2007	30	2	90
2007-2	HOBBS	ROTH	NARCOTICS	WC	D	10/23/2007	30	0	30
ALABAMA, NORTHERN									
2008-6	BOWDRE	KEENEY	NARCOTICS	WC	D	09/17/2008	30	0	30
ARIZONA									
2009-1	COLLINS	KEENEY	NARCOTICS	WC	D	10/10/2008	30	3	120
2009-2	COLLINS	BIANCO	NARCOTICS	WC	D	12/15/2008	30	0	30
2009-3	SILVER	FRIEDRICH	NARCOTICS	WC	D	01/13/2009	30	2	90
2009-4	BURY	BLANCO	NARCOTICS	WC	D	01/28/2009	30	1	60
2009-5	CAMPBELL	BLANCO	NARCOTICS	WC	D	02/10/2009	30	2	90
2009-6	DONAHOE	NO INFO	CONSPIRACY	WC,OM	D,H	02/13/2009	30	2	90
2009-7	TEILBORG	BLANCO	NARCOTICS	WC	D	03/02/2009	30	1	60
2009-8	DONAHOE	NO INFO	CONSPIRACY	WC	D	03/20/2009	30	0	30
2009-9	CAMPBELL	BLANCO	NARCOTICS	WC	D	03/27/2009	30	1	60
2009-10	DONAHOE	NO INFO	CONSPIRACY	WC	D	03/27/2009	30	0	30
2009-11	DONAHOE	NO INFO	NARCOTICS	WC	D	06/17/2009	30	4	150
2008-4	MURGUIA	FISHER	NARCOTICS	WC	D	12/03/2007	30	0	30
2008-5	BOLTON	FISHER	BRIBERY	WC	D	02/12/2008	30	0	30
2008-6	TEILBORG	ROTH	OTHER	WC	D	12/17/2007	30	3	120
2008-7	ROLL	WARREN	NARCOTICS	WC	D	08/01/2006	30	1	60
2008-8	ROLL	KEENEY	NARCOTICS	WC	D	02/07/2008	30	3	120
2008-9	TEILBORG	BIANCO	OTHER	WC	D	04/08/2008	30	1	60
2008-10	ROLL	ROTH	NARCOTICS	WC	D	04/23/2008	30	1	60
2008-11	MCMURDIE	GODDARD	NARCOTICS	WC	D	05/20/2008	30	3	120
2007-9	ROLL	KEENEY	NARCOTICS	WC	D	03/09/2007	30	1	60
2007-10	MURGUIA	KEENEY	NARCOTICS	WC	D	06/22/2007	30	1	60
2007-11	MURGUIA	KEENEY	NARCOTICS	WC	D	09/06/2007	30	0	30
2007-12	MURGUIA	FISHER	NARCOTICS	WC	D	10/10/2007	30	0	30
2007-13	TEILBORG	SABIN	OTHER	WC	D	11/17/2007	30	0	30
2006-29	ROLL	WARREN	NARCOTICS	WC	D	08/01/2006	30	0	30

¹ The prosecuting official authorized the filing of the application under provisions of the state's statute. (See Table 1 for this state's statutory citation.)

² Type: WC = Cellular or Mobile Telephone (Wire), WS = Standard Telephone (Wire), WO = Other (Wire), OM = Microphone (Oral), OO = Other (Oral), ED = Digital Pager (Electronic), EE = Computer or E-Mail (Electronic), EF = Fax Machine (Electronic), EO = Other (Electronic).

³ Location: D = Portable Device, H = Personal Residence, B = Business, A = Public Area, O = Other Location, R = Roving (Relaxed Specification Order), N = Not Specified.

* The first four digits of the A.O. number represent the year in which the wiretap was terminated. Wiretaps that were terminated prior to 2009 were not reported previously because they were part of ongoing investigations.

TABLE A-1
UNITED STATES DISTRICT COURTS

CALENDAR YEAR 2009

**REPORT BY PROSECUTORS OF COURT-AUTHORIZED INTERCEPTS OF WIRE, ORAL, OR ELECTRONIC COMMUNICATIONS
PURSUANT TO 18 U.S.C. 2519**

A.O. Number *	Number of Days in Oper- ation ⁴	Average Inter- cepts per Day	Number of ⁵			Costs		Number of					
			Persons Inter- cepted	Intercepts	Incrim- inating Intercepts	Total Cost in \$	Other Than Manpower in \$	Arrests	Trials	Motions to Suppress Intercepts ⁶			Persons Con- victed
										G	D	P	
ALABAMA, MIDDLE													
2007-1	77	32	30	2,496	100	422,084	6,100	15	-	-	-	-	-
2007-2	16	55	20	879	60	92,538	6,100	-	-	-	-	-	-
ALABAMA, NORTHERN													
2008-6	30	78	150	2,345	161	61,654	1,908	9	-	-	-	-	6
ARIZONA													
2009-1	111	75	99	8,316	5,009	101,752	5,600	-	-	-	-	-	-
2009-2	29	98	43	2,834	1,126	18,388	1,400	-	-	-	-	-	-
2009-3	88	107	245	9,448	1,502	216,135	200	-	-	-	-	-	-
2009-4	47	55	27	2,577	1,116	34,792	2,800	-	-	-	-	-	-
2009-5	90	28	35	2,500	2,000	96,200	12,800	-	-	-	-	-	-
2009-6	85	105	190	8,895	648	RELATED TO NO. 2009-8		20	-	-	-	-	17
2009-7	60	84	310	5,031	1,425	RELATED TO NO. 2009-3		-	-	-	-	-	-
2009-8	21	27	30	576	49	423,636	600	4	-	-	-	-	4
2009-9	60	58	50	3,500	3,000	55,200	19,200	-	-	-	-	-	-
2009-10	30	103	46	3,077	2,899	RELATED TO NO. 2009-8		-	-	-	-	-	-
2009-11	71	437	306	31,062	3,628	312,295	18,100	85	-	-	-	-	1
2008-4	30	15	15	459	53	53,782	3,000	-	-	-	-	-	-
2008-5	30	9	67	272	171	52,889	250	5	-	-	-	-	2
2008-6	112	43	106	4,775	287	RELATED TO NO. 2009-8		RELATED TO NO. 2009-8					
2008-7	59	92	178	5,456	679	110,650	360	4	-	-	-	-	1
2008-8	114	393	402	44,804	1,913	342,522	174,922	11	-	-	-	-	-
2008-9	60	83	489	4,989	221	504,661	34,661	2	-	-	-	-	-
2008-10	59	41	46	2,410	601	28,440	2,500	6	-	-	-	-	5
2008-11	111	29	61	3,193	229	821,067	285,390	169	-	-	-	-	116
2007-9	58	43	170	2,519	521	73,720	33,720	4	-	-	-	-	-
2007-10	54	211	214	11,375	1,557	138,747	5,000	21	-	-	-	-	17
2007-11	30	45	26	1,340	277	68,640	6,600	5	-	-	-	-	5
2007-12	29	16	21	460	190	86,322	2,500	1	-	-	-	-	-
2007-13	30	19	42	571	50	RELATED TO NO. 2009-8		RELATED TO NO. 2009-8					
2006-29	NI	-	-	-	-	-	-	-	-	-	-	-	-

⁴ NI indicates never installed. I indicates installed but never used. NP indicates no prosecutor's report.

⁵ NR indicates not reported or could not be determined.

⁶ Motions: G = Granted, D = Denied, P = Pending.

* The first four digits of the A.O. number represent the year in which the wiretap was terminated. Wiretaps that were terminated prior to 2009 were not reported previously because they were part of ongoing investigations.

TABLE A-1
UNITED STATES DISTRICT COURTS

CALENDAR YEAR 2009

**REPORT BY JUDGES OF COURT-AUTHORIZED INTERCEPTS OF WIRE, ORAL, OR ELECTRONIC COMMUNICATIONS
PURSUANT TO 18 U.S.C. 2519**

A.O. Number *	Authorizing Official		Offense Specified	Intercept		Date of Application	Authorized Length		
	Judge	Attorney General ¹		Type ²	Location ³		Original Order (Days)	Number of Extensions	Total Length (Days)
ARKANSAS, EASTERN									
2009-1	MOODY	SWARTZ	NARCOTICS	WC	D	03/23/2009	30	0	30
2009-2	HOLMES	MORTON	NARCOTICS	WC	D	03/30/2009	30	1	60
2009-3	MOODY	SWARTZ	NARCOTICS	WC	D	04/07/2009	30	0	30
ARKANSAS, WESTERN									
2009-1	HENDREN	WEINSTEIN	NARCOTICS	WC	D	11/09/2009	30	0	30
CALIFORNIA, CENTRAL									
2009-1	CARNEY	BIANCO	NARCOTICS	WC	D	11/26/2008	30	1	60
2009-2	ANDERSON	HENNESSY	NARCOTICS	WC	D	11/26/2008	30	1	60
2009-3	FEESS	KEENEY	NARCOTICS	WC	D	12/11/2008	30	1	60
2009-4	ANDERSON	MENDALKER	NARCOTICS	WC	D	12/31/2008	30	2	90
2009-5	FEESS	HENNESSY	NARCOTICS	WC	D	12/31/2008	30	1	60
2009-6	KLAUSNER	BIANCO	NARCOTICS	WC	D	01/06/2009	30	0	30
2009-7	ANDERSON	HENNESSY	NARCOTICS	WC	D	02/04/2009	30	0	30
2009-8	CARNEY	HENNESSY	NARCOTICS	WC	D	02/26/2009	30	1	60
2009-9	ANDERSON	KEENEY	NARCOTICS	WC	D	02/27/2009	30	0	30
2009-10	FEESS	KEENEY	NARCOTICS	WC	D	03/04/2009	30	0	30
2009-11	ANDERSON	BIANCO	NARCOTICS	WC	D	03/13/2009	30	0	30
2009-12	WU	KEENEY	NARCOTICS	WC	D	03/19/2009	30	0	30
2009-13	KLAUSNER	SWARTZ	NARCOTICS	WC	D	05/21/2009	30	0	30
2009-14	FEESS	BIANCO	NARCOTICS	WC	D	06/11/2009	30	0	30
2009-15	COLLINS	WEINSTEIN	NARCOTICS	WC	D	06/18/2009	30	0	30
2009-16	FEESS	BIANCO	NARCOTICS	WC	D	07/14/2009	30	0	30
2009-17	FEESS	KEENEY	NARCOTICS	WC,WS	D,H	07/22/2009	30	0	30
2009-18	FEESS	BIANCO	NARCOTICS	WC,TX	D	08/20/2009	30	0	30
2008-41	COOPER	ROTH	NARCOTICS	WC	D	04/03/2008	30	0	30
2008-42	SELNA	ROTH	NARCOTICS	WC	D	05/01/2008	30	0	30
2008-43	SELNA	NO INFO	NARCOTICS	WC	D	06/27/2008	30	0	30
2008-44	GUILFORD	ROTH	NARCOTICS	WC	D	03/25/2008	30	2	90
2008-45	ANDERSON	BIANCO	NARCOTICS	WC	D	08/27/2008	30	2	90
2008-46	SCHIAVELLI	BIANCO	NARCOTICS	WC	D	09/19/2008	30	1	60

¹ The prosecuting official authorized the filing of the application under provisions of the state's statute. (See Table 1 for this state's statutory citation.)

² Type: WC = Cellular or Mobile Telephone (Wire), WS = Standard Telephone (Wire), WO = Other (Wire), OM = Microphone (Oral), OO = Other (Oral), ED = Digital Pager (Electronic), EE = Computer or E-Mail (Electronic), EF = Fax Machine (Electronic), EO = Other (Electronic).

³ Location: D = Portable Device, H = Personal Residence, B = Business, A = Public Area, O = Other Location, R = Roving (Relaxed Specification Order), N = Not Specified.

* The first four digits of the A.O. number represent the year in which the wiretap was terminated. Wiretaps that were terminated prior to 2009 were not reported previously because they were part of ongoing investigations.

TABLE A-1
UNITED STATES DISTRICT COURTS

CALENDAR YEAR 2009

REPORT BY PROSECUTORS OF COURT-AUTHORIZED INTERCEPTS OF WIRE, ORAL, OR ELECTRONIC COMMUNICATIONS
PURSUANT TO 18 U.S.C. 2519

A.O. Number *	Number of Days in Oper-ation ⁴	Average Inter-cepts per Day	Number of ⁵			Costs		Number of					
			Persons Inter-cepted	Intercepts	Incrim-inating Intercepts	Total Cost in \$	Other Than Manpower in \$	Arrests	Trials	Motions to Suppress Intercepts ⁶			Persons Con- victed
										G	D	P	
ARKANSAS, EASTERN													
2009-1	30	66	98	1,981	150	24,500	3,000	-	-	-	-	-	-
2009-2	60	74	245	4,421	542	137,389	36,560	14	-	-	-	-	-
2009-3	30	55	14	1,660	140	18,125	625	1	-	-	-	-	-
ARKANSAS, WESTERN													
2009-1	30	28	71	829	167	23,289	625	-	-	-	-	-	-
CALIFORNIA, CENTRAL													
2009-1	60	49	113	2,921	352	62,535	3,300	-	-	-	-	-	-
2009-2	60	4	15	220	150	44,014	2,000	-	-	-	-	-	-
2009-3	42	17	20	729	43	-	-	-	-	-	-	-	-
2009-4	73	4	11	300	150	44,014	2,000	-	-	-	-	-	-
2009-5	60	38	34	2,257	501	56,720	2,000	-	-	-	-	-	-
2009-6	30	53	60	1,594	126	20,842	1,100	-	-	-	-	-	-
2009-7	30	4	15	120	80	44,014	2,000	2	-	-	-	-	-
2009-8	52	58	58	3,000	400	25,000	-	-	-	-	-	-	-
2009-9	30	4	15	120	80	44,014	2,000	-	-	-	-	-	-
2009-10	23	19	51	445	116	34,120	1,000	71	-	-	-	-	5
2009-11	13	-	-	-	-	-	-	-	-	-	-	-	-
2009-12	30	1	4	32	5	1,758	1,100	-	-	-	-	-	-
2009-13	30	67	75	2,000	500	86,964	1,500	-	-	-	-	-	-
2009-14	30	52	40	1,558	103	19,171	-	1	-	-	-	-	-
2009-15	30	76	34	2,285	1,828	41,342	3,000	-	-	-	-	-	-
2009-16	30	135	50	4,063	766	19,171	-	-	-	-	-	-	-
2009-17	30	100	58	3,000	600	50,000	-	-	-	-	-	-	-
2009-18	30	150	95	4,500	1,200	130,196	2,000	2	-	-	-	-	-
2008-41	30	11	201	318	21	38,100	1,620	-	-	-	-	-	-
2008-42	30	30	281	900	268	28,020	1,700	-	-	-	-	-	-
2008-43	15	-	-	-	-	28,020	1,700	-	-	-	-	-	-
2008-44	90	61	1,142	5,500	1,560	77,913	1,700	-	-	-	-	-	-
2008-45	90	4	15	330	150	44,014	2,000	-	-	-	-	-	-
2008-46	36	38	99	1,373	445	25,896	2,200	-	-	-	-	-	-

⁴ NI indicates never installed. I indicates installed but never used. NP indicates no prosecutor's report.

⁵ NR indicates not reported or could not be determined.

⁶ Motions: G = Granted, D = Denied, P = Pending.

* The first four digits of the A.O. number represent the year in which the wiretap was terminated. Wiretaps that were terminated prior to 2009 were not reported previously because they were part of ongoing investigations.

TABLE A-1
UNITED STATES DISTRICT COURTS

CALENDAR YEAR 2009

**REPORT BY JUDGES OF COURT-AUTHORIZED INTERCEPTS OF WIRE, ORAL, OR ELECTRONIC COMMUNICATIONS
PURSUANT TO 18 U.S.C. 2519**

A.O. Number *	Authorizing Official		Offense Specified	Intercept		Date of Application	Authorized Length		
	Judge	Attorney General ¹		Type ²	Location ³		Original Order (Days)	Number of Extensions	Total Length (Days)
CALIFORNIA, CENTRAL (CONTINUED)									
2008-47	FEESS	SABIN	NARCOTICS	WC	D	09/24/2008	30	1	60
2008-48	FEESS	BIANCO	NARCOTICS	WC	D	11/21/2008	30	0	30
2008-49	SELNA	SWARTZ	NARCOTICS	WC	D	11/21/2008	30	0	30
2008-50	CARNEY	SABIN	NARCOTICS	WC	D	08/12/2008	30	0	30
2007-45	COLLINS	ROTH	NARCOTICS	WC,EO	D	08/31/2007	30	0	30
CALIFORNIA, EASTERN									
2009-1	O'NEILL	BLANCO	NARCOTICS	WC	D	12/04/2008	30	0	30
2009-2	O'NEILL	MENDALKER	NARCOTICS	WC	D	12/12/2008	30	0	30
2009-3	O'NEILL	SWARTZ	NARCOTICS	WC,EO	D	01/08/2009	30	0	30
2009-4	O'NEILL	MORTON	NARCOTICS	WC	D	01/29/2009	30	0	30
2009-5	O'NEILL	SWARTZ	NARCOTICS	WC,EO	D	02/26/2009	30	0	30
2009-6	O'NEILL	BLANCO	NARCOTICS	WC	D	04/08/2009	30	0	30
2009-7	O'NEILL	KEENEY	NARCOTICS	WC	D	07/20/2009	30	1	60
2009-8	WANGER	GRINDLER	NARCOTICS	WC	D	08/19/2009	30	0	30
2009-9	WANGER	KEENEY	NARCOTICS	WC	D	11/09/2009	30	0	30
2008-12	KARLTON	SABIN	NARCOTICS	OM	O	02/06/2008	30	0	30
2008-13	WANGER	SCHWART	NARCOTICS	WC	D	03/05/2008	30	0	30
2008-14	ISCHI	SWARTZ	NARCOTICS	WC,EO	D	08/07/2008	30	0	30
2008-15	ISCHI	SWARTZ	NARCOTICS	WC,TX	D	08/07/2008	30	0	30
2008-16	ISCHI	SWARTZ	NARCOTICS	WC,EO	D	09/12/2008	30	0	30
2008-17	WANGER	BLANCO	NARCOTICS	WC	D	09/12/2008	30	0	30
2008-18	ISCHI	HENNESSY	CONSPIRACY	WC	D	11/03/2008	30	0	30
2007-13	KARLTON	KEENEY	NARCOTICS	WC,WS	D,B	06/04/2007	30	1	60
2007-14	O'NEILL	SABIN	NARCOTICS	WC	D	06/27/2007	30	0	30
2006-12	ISCHI	KEENEY	NARCOTICS	WC	D	06/14/2006	30	1	60
2006-13	WANGER	WARREN	NARCOTICS	WC	D	08/24/2006	30	0	30
2006-14	ISCHI	SABIN	NARCOTICS	WC	D	09/26/2006	30	1	60
2006-15	WANGER	SWARTZ	NARCOTICS	WC	D	11/28/2006	30	0	30

¹ The prosecuting official authorized the filing of the application under provisions of the state's statute. (See Table 1 for this state's statutory citation.)

² Type: WC = Cellular or Mobile Telephone (Wire), WS = Standard Telephone (Wire), WO = Other (Wire), OM = Microphone (Oral), OO = Other (Oral), ED = Digital Pager (Electronic), EE = Computer or E-Mail (Electronic), EF = Fax Machine (Electronic), EO = Other (Electronic).

³ Location: D = Portable Device, H = Personal Residence, B = Business, A = Public Area, O = Other Location, R = Roving (Relaxed Specification Order), N = Not Specified.

* The first four digits of the A.O. number represent the year in which the wiretap was terminated. Wiretaps that were terminated prior to 2009 were not reported previously because they were part of ongoing investigations.

TABLE A-1
UNITED STATES DISTRICT COURTS

CALENDAR YEAR 2009

**REPORT BY PROSECUTORS OF COURT-AUTHORIZED INTERCEPTS OF WIRE, ORAL, OR ELECTRONIC COMMUNICATIONS
PURSUANT TO 18 U.S.C. 2519**

A.O. Number *	Number of Days in Operation ⁴	Average Inter- cepts per Day	Number of ⁵			Costs		Number of					
			Persons Inter- cepted	Intercepts	Incrim- inating Intercepts	Total Cost in \$	Other Than Manpower in \$	Arrests	Trials	Motions to Suppress Intercepts ⁶			Persons Convicted
										G	D	P	
CALIFORNIA, CENTRAL (CONTINUED)													
2008-47	42	17	28	728	400	80,000	-	-	-	-	-	-	-
2008-48	30	65	38	1,964	373	56,420	1,700	-	-	-	-	-	-
2008-49	30	39	59	1,173	118	65,077	1,500	2	-	-	-	-	-
2008-50	30	72	99	2,160	310	72,078	2,100	-	-	-	-	-	-
2007-45	25	77	110	1,936	265	17,840	2,000	-	-	-	-	-	-
CALIFORNIA, EASTERN													
2009-1	30	70	184	2,098	225	49,525	17,963	4	-	-	-	-	-
2009-2	28	112	48	3,136	147	66,661	12,000	-	-	-	-	-	-
2009-3	30	122	212	3,675	372	55,816	17,963	-	-	-	-	-	-
2009-4	30	51	80	1,537	119	42,682	17,963	-	-	-	-	-	-
2009-5	17	11	31	192	31	23,736	10,798	6	-	-	-	-	-
2009-6	30	82	220	2,457	117	45,465	17,963	-	-	-	-	-	-
2009-7	57	207	138	11,799	489	118,992	16,000	18	-	-	-	-	-
2009-8	28	55	160	1,531	1,294	75,754	1,180	26	-	-	-	-	-
2009-9	30	45	101	1,356	154	40,000	5,000	-	-	-	-	-	-
2008-12	NI	-	-	-	-	-	-	-	-	-	-	-	-
2008-13	26	77	201	1,993	351	131,503	1,865	4	-	-	-	-	2
2008-14	30	50	185	1,505	434	91,424	2,200	1	-	-	-	-	1
2008-15	30	50	185	1,505	434	91,424	2,200	1	-	-	-	-	-
2008-16	30	150	484	4,494	2,315	91,837	6,400	2	-	-	-	-	-
2008-17	30	75	371	2,249	211	52,992	2,810	32	-	-	-	-	-
2008-18	30	55	133	1,652	123	26,489	2,200	5	-	-	-	-	-
2007-13	60	33	295	1,966	244	109,812	7,448	-	-	-	-	-	-
2007-14	30	66	22	1,980	213	52,675	3,000	4	-	3	3	-	2
2006-12	60	10	62	570	93	43,832	35,000	-	-	-	-	-	-
2006-13	30	7	5	198	94	20,097	12,000	1	-	-	-	-	1
2006-14	60	39	23	2,316	256	17,842	9,000	-	-	-	-	-	-
2006-15	NI	-	-	-	-	1,267	1,267	-	-	-	-	-	-

⁴ NI indicates never installed. I indicates installed but never used. NP indicates no prosecutor's report.

⁵ NR indicates not reported or could not be determined.

⁶ Motions: G = Granted, D = Denied, P = Pending.

* The first four digits of the A.O. number represent the year in which the wiretap was terminated. Wiretaps that were terminated prior to 2009 were not reported previously because they were part of ongoing investigations.

TABLE A-1
UNITED STATES DISTRICT COURTS

CALENDAR YEAR 2009

**REPORT BY JUDGES OF COURT-AUTHORIZED INTERCEPTS OF WIRE, ORAL, OR ELECTRONIC COMMUNICATIONS
PURSUANT TO 18 U.S.C. 2519**

A.O. Number *	Authorizing Official		Offense Specified	Intercept		Date of Application	Authorized Length		
	Judge	Attorney General ¹		Type ²	Location ³		Original Order (Days)	Number of Extensions	Total Length (Days)
CALIFORNIA, NORTHERN									
2008-3	ILLSTON	SWARTZ	NARCOTICS	WC	D	02/05/2008	30	0	30
2008-4	PATEL	KEENEY	NARCOTICS	WC	D	03/12/2008	30	0	30
2008-5	PATEL	KEENEY	NARCOTICS	WC	D	04/16/2008	30	2	90
2008-6	ILLSTON	BIANCO	NARCOTICS	WC	D	08/04/2008	30	0	30
2008-7	ILLSTON	BIANCO	NARCOTICS	WC	D	11/04/2008	30	0	30
2008-8	BREYER	SWARTZ	NARCOTICS	WC	D	08/19/2005	30	3	120
2007-1	ILLSTON	ROTH	NARCOTICS	WC	D	09/06/2007	30	0	30
2007-2	FOGEL	SABIN	NARCOTICS	WC	D	10/30/2007	30	0	30
CALIFORNIA, SOUTHERN									
2009-1	GONZALEZ	SWARTZ	NARCOTICS	WC	D	04/02/2009	30	0	30
2009-2	GONZALEZ	SWARTZ	NARCOTICS	WC	D	04/07/2009	30	0	30
2009-3	SAMMARTINO	SHEPARD	NARCOTICS	WC	D	06/26/2009	30	0	30
2009-4	BURNS	KEENEY	NARCOTICS	WC	D	07/09/2009	30	1	60
2009-5	BURNS	BIANCO	NARCOTICS	WC	D	08/31/2009	30	0	30
2008-9	TRENTACOSTA	NO INFO	NARCOTICS	WC,WO	D	02/14/2008	30	0	30
2008-10	TRENTACOSTA	NO INFO	NARCOTICS	WC,WO	D	02/28/2008	30	0	30
2008-11	TRENTACOSTA	NO INFO	NARCOTICS	WC,WO	D	04/04/2008	30	0	30
2008-12	HOUSTON	SABIN	NARCOTICS	WC,WO	D	04/18/2008	30	0	30
2008-13	TRENTACOSTA	NO INFO	NARCOTICS	WC,WO	D	05/16/2008	30	0	30
2007-13	BURNS	KEENEY	NARCOTICS	WC	D	08/28/2007	30	0	30
2007-14	BURNS	KEENEY	NARCOTICS	WC	D	09/28/2007	30	0	30
2007-15	BURNS	BIANCO	NARCOTICS	WC	D	09/28/2007	30	0	30
2007-16	SABRAW	ROTH	NARCOTICS	WS	H	10/04/2007	30	0	30
2007-17	BURNS	KEENEY	NARCOTICS	WC	D	09/28/2007	30	0	30
2007-18	BURNS	KEENEY	NARCOTICS	WC	D	08/23/2007	30	1	60
2007-19	SABRAW	ROTH	FIREARMS	EE	O	08/29/2007	30	0	30
2007-20	BENITEZ	ROTH	NARCOTICS	WC	D	09/20/2007	30	1	60
2007-21	BURNS	KEENEY	NARCOTICS	WC	D	10/28/2007	30	1	60

¹ The prosecuting official authorized the filing of the application under provisions of the state's statute. (See Table 1 for this state's statutory citation.)

² Type: WC = Cellular or Mobile Telephone (Wire), WS = Standard Telephone (Wire), WO = Other (Wire), OM = Microphone (Oral), OO = Other (Oral), ED = Digital Pager (Electronic), EE = Computer or E-Mail (Electronic), EF = Fax Machine (Electronic), EO = Other (Electronic).

³ Location: D = Portable Device, H = Personal Residence, B = Business, A = Public Area, O = Other Location, R = Roving (Relaxed Specification Order), N = Not Specified.

* The first four digits of the A.O. number represent the year in which the wiretap was terminated. Wiretaps that were terminated prior to 2009 were not reported previously because they were part of ongoing investigations.

TABLE A-1
UNITED STATES DISTRICT COURTS

CALENDAR YEAR 2009

**REPORT BY PROSECUTORS OF COURT-AUTHORIZED INTERCEPTS OF WIRE, ORAL, OR ELECTRONIC COMMUNICATIONS
PURSUANT TO 18 U.S.C. 2519**

A.O. Number *	Number of Days in Operation ⁴	Average Intercepts per Day	Number of ⁵			Costs		Number of					
			Persons Intercepted	Intercepts	Incriminating Intercepts	Total Cost in \$	Other Than Manpower in \$	Arrests	Trials	Motions to Suppress Intercepts ⁶			Persons Convicted
										G	D	P	
CALIFORNIA, NORTHERN													
2008-3	30	104	200	3,125	530	-	-	-	-	-	-	-	-
2008-4	8	24	33	188	77	16,736	5,000	4	-	-	-	-	-
2008-5	71	44	134	3,146	320	119,100	17,900	-	-	-	-	-	-
2008-6	28	5	25	135	1	228,011	5,475	17	-	-	-	-	17
2008-7	30	213	28	6,387	1,334	-	-	-	-	-	-	-	-
2008-8	120	218	281	26,182	3,313	260,832	32,000	23	-	-	3	-	18
2007-1	30	111	216	3,342	562	-	-	-	-	-	-	-	-
2007-2	25	25	22	628	194	26,353	2,880	15	-	-	-	3	6
CALIFORNIA, SOUTHERN													
2009-1	30	63	194	1,901	459	76,200	41,200	7	-	-	-	-	4
2009-2	30	17	12	507	79	18,818	-	6	-	-	-	-	-
2009-3	30	109	66	3,270	299	11,900	1,400	3	-	-	-	-	-
2009-4	60	8	17	504	28	83,960	1,000	-	-	-	-	-	-
2009-5	22	328	85	7,213	706	42,500	500	-	-	-	-	-	-
2008-9	22	197	189	4,330	538	17,350	1,200	RELATED TO NO. 2008-13					
2008-10	23	64	39	1,478	86	9,637	1,800	RELATED TO NO. 2008-13					
2008-11	20	269	132	5,372	279	18,171	1,800	RELATED TO NO. 2008-13					
2008-12	30	191	93	5,733	474	83,617	2,600	-	-	-	-	-	-
2008-13	22	351	323	7,715	647	16,282	2,600	8	-	-	1	1	3
2007-13	8	3	3	24	5	-	-	-	-	-	-	-	-
2007-14	8	10	5	78	23	20,912	2,000	-	-	-	-	-	-
2007-15	22	17	12	380	66	20,912	2,000	-	-	-	-	-	-
2007-16	12	12	2	150	5	86,775	1,775	1	-	-	-	-	1
2007-17	23	125	14	2,873	148	20,912	2,000	-	-	-	-	-	-
2007-18	58	153	26	8,890	523	20,912	2,000	-	-	-	-	-	-
2007-19	30	1	2	22	12	-	-	1	-	-	-	-	1
2007-20	60	255	401	15,283	1,879	67,875	3,900	34	1	-	1	1	31
2007-21	60	433	54	25,964	863	20,912	2,000	170	-	-	-	-	17

⁴ NI indicates never installed. I indicates installed but never used. NP indicates no prosecutor's report.

⁵ NR indicates not reported or could not be determined.

⁶ Motions: G = Granted, D = Denied, P = Pending.

* The first four digits of the A.O. number represent the year in which the wiretap was terminated. Wiretaps that were terminated prior to 2009 were not reported previously because they were part of ongoing investigations.

TABLE A-1
UNITED STATES DISTRICT COURTS

CALENDAR YEAR 2009

**REPORT BY JUDGES OF COURT-AUTHORIZED INTERCEPTS OF WIRE, ORAL, OR ELECTRONIC COMMUNICATIONS
PURSUANT TO 18 U.S.C. 2519**

A.O. Number *	Authorizing Official		Offense Specified	Intercept		Date of Application	Authorized Length		
	Judge	Attorney General ¹		Type ²	Location ³		Original Order (Days)	Number of Extensions	Total Length (Days)
COLORADO									
2009-1	WEINSHIENK	BIANCO	NARCOTICS	WC	D	11/29/2008	30	1	60
2009-2	WEINSHIENK	BIANCO	NARCOTICS	WC	D	12/17/2008	30	0	30
2009-3	KANE	BIANCO	NARCOTICS	WC	D	01/03/2009	30	0	30
2009-4	WEINSHIENK	BIANCO	NARCOTICS	WC	D	01/14/2009	30	0	30
2009-5	WEINSHIENK	BIANCO	NARCOTICS	WC	D	01/30/2009	30	0	30
2009-6	WEINSHIENK	KEENEY	NARCOTICS	WC	D	03/03/2009	30	0	30
2009-7	WEINSHIENK	BIANCO	NARCOTICS	WC	D	03/06/2009	30	0	30
2009-8	WEINSHIENK	BIANCO	NARCOTICS	WC	D	03/20/2009	30	0	30
2009-9	KANE	SWARTZ	NARCOTICS	WC	D	03/31/2009	30	0	30
2009-10	KANE	BIANCO	NARCOTICS	WC	D	05/04/2009	30	0	30
2009-11	KANE	SWARTZ	NARCOTICS	WC	D	05/28/2009	30	0	30
2009-12	KANE	KEENEY	NARCOTICS	WC	D	07/10/2009	30	0	30
2009-13	WEINSHIENK	KEENEY	NARCOTICS	WC	D	08/06/2009	30	0	30
CONNECTICUT									
2009-1	DRONEY	KEENEY	NARCOTICS	WC	D	12/19/2008	30	1	60
2009-2	DORSEY	BLANCO	NARCOTICS	WC	D	02/02/2009	30	1	60
2009-3	DORSEY	BLANCO	NARCOTICS	WC	D	04/07/2009	30	0	30
2009-4	UNDERHILL	KEENEY	NARCOTICS	WC	D	07/13/2009	30	1	60
2009-5	UNDERHILL	GRINDLER	NARCOTICS	WC	D	08/06/2009	30	2	90
2009-6	UNDERHILL	KEENEY	NARCOTICS	WC	D	09/02/2009	30	1	60
2008-11	DRONEY	BLANCO	NARCOTICS	WC	D	09/24/2008	30	2	90
2007-7	ARTERTON	FISHER	NARCOTICS	WC	D	03/02/2007	30	0	30
2007-8	THOMPSON	FISHER	NARCOTICS	WC	D	05/17/2007	30	1	60
DELAWARE									
2009-1	SLEET	KEENEY	NARCOTICS	WC	D	07/20/2009	30	0	30
DISTRICT OF COLUMBIA									
2008-1	CHASANOW	KEENEY	MURDER	WC,WS,EO	D,H	08/22/2008	30	1	60
2007-1	COLLYER	SABIN	NARCOTICS	WC	D	01/08/2007	30	3	120
2007-2	COLLYER	FISHER	NARCOTICS	OM	O	03/19/2007	30	2	90

¹ The prosecuting official authorized the filing of the application under provisions of the state's statute. (See Table 1 for this state's statutory citation.)

² Type: WC = Cellular or Mobile Telephone (Wire), WS = Standard Telephone (Wire), WO = Other (Wire), OM = Microphone (Oral), OO = Other (Oral), ED = Digital Pager (Electronic), EE = Computer or E-Mail (Electronic), EF = Fax Machine (Electronic), EO = Other (Electronic).

³ Location: D = Portable Device, H = Personal Residence, B = Business, A = Public Area, O = Other Location, R = Roving (Relaxed Specification Order), N = Not Specified.

* The first four digits of the A.O. number represent the year in which the wiretap was terminated. Wiretaps that were terminated prior to 2009 were not reported previously because they were part of ongoing investigations.

TABLE A-1
UNITED STATES DISTRICT COURTS

CALENDAR YEAR 2009

**REPORT BY PROSECUTORS OF COURT-AUTHORIZED INTERCEPTS OF WIRE, ORAL, OR ELECTRONIC COMMUNICATIONS
PURSUANT TO 18 U.S.C. 2519**

A.O. Number *	Number of Days in Operation ⁴	Average Inter-cepts per Day	Number of ⁵			Costs		Number of					
			Persons Inter-cepted	Intercepts	Incrim-inating Intercepts	Total Cost in \$	Other Than Manpower in \$	Arrests	Trials	Motions to Suppress Intercepts ⁶			Persons Con- victed
										G	D	P	
COLORADO													
2009-1	60	44	88	2,653	562	34,600	3,400	4	-	-	-	-	-
2009-2	14	44	26	621	99	11,560	2,200	-	-	-	-	-	-
2009-3	30	145	34	4,345	456	19,300	-	-	-	-	-	-	-
2009-4	30	182	73	5,460	280	20,920	2,200	-	-	-	-	-	-
2009-5	28	97	79	2,721	504	23,520	4,800	-	-	-	-	-	-
2009-6	30	65	17	1,950	159	17,000	2,600	RELATED TO NO. 2009-1					
2009-7	28	8	9	215	9	16,040	2,600	RELATED TO NO. 2009-1					
2009-8	14	18	25	254	15	9,320	2,600	26	-	-	-	-	-
2009-9	23	69	30	1,584	372	45,630	20,625	-	-	-	-	-	-
2009-10	23	11	44	253	24	14,352	-	-	-	-	-	-	-
2009-11	12	10	3	119	4	7,488	-	-	-	-	-	-	-
2009-12	30	52	26	1,545	345	19,200	-	-	-	-	-	-	-
2009-13	NI	-	-	-	-	-	-	-	-	-	-	-	-
CONNECTICUT													
2009-1	46	194	337	8,929	1,640	44,855	3,070	RELATED TO NO. 2008-11					
2009-2	60	254	184	15,221	1,024	85,769	1,435	16	-	-	-	-	10
2009-3	29	231	77	6,692	244	80,947	1,100	RELATED TO NO. 2009-2					
2009-4	53	129	NR	6,850	633	32,843	6,147	5	-	-	-	-	-
2009-5	86	90	NR	7,749	293	45,989	6,070	4	-	-	-	-	-
2009-6	57	49	NR	2,806	266	33,734	5,188	6	-	-	-	-	-
2008-11	90	301	277	27,061	6,248	127,966	2,854	58	-	-	-	-	15
2007-7	29	191	46	5,538	321	36,422	4,380	-	-	-	-	-	-
2007-8	40	74	23	2,977	312	30,911	5,000	26	1	-	-	-	23
DELAWARE													
2009-1	26	109	126	2,840	533	59,862	-	19	-	-	-	-	-
DISTRICT OF COLUMBIA													
2008-1	58	481	NR	27,883	2,763	429,443	5,000	19	-	-	-	-	-
2007-1	90	72	239	6,478	371	RELATED TO NO. 2007-2		RELATED TO NO. 2007-2					
2007-2	90	9	20	840	68	357,544	3,380	35	1	-	2	1	27

⁴ NI indicates never installed. I indicates installed but never used. NP indicates no prosecutor's report.

⁵ NR indicates not reported or could not be determined.

⁶ Motions: G = Granted, D = Denied, P = Pending.

* The first four digits of the A.O. number represent the year in which the wiretap was terminated. Wiretaps that were terminated prior to 2009 were not reported previously because they were part of ongoing investigations.

TABLE A-1
UNITED STATES DISTRICT COURTS

CALENDAR YEAR 2009

**REPORT BY JUDGES OF COURT-AUTHORIZED INTERCEPTS OF WIRE, ORAL, OR ELECTRONIC COMMUNICATIONS
PURSUANT TO 18 U.S.C. 2519**

A.O. Number *	Authorizing Official		Offense Specified	Intercept		Date of Application	Authorized Length		
	Judge	Attorney General ¹		Type ²	Location ³		Original Order (Days)	Number of Extensions	Total Length (Days)
DISTRICT OF COLUMBIA (CONTINUED)									
2007-3	COLLYER	SABIN	NARCOTICS	WC	D	02/09/2007	30	4	150
2006-4	FLANNERY	PARSKY	NARCOTICS	OO	D	06/07/2006	30	1	60
FLORIDA, MIDDLE									
2009-1	CONWAY	BLANCO	NARCOTICS	WC	D	01/27/2009	30	0	30
2009-2	HOWARD	WEINSTEIN	NARCOTICS	WC	D	07/24/2009	30	1	60
2009-3	HOWARD	BLANCO	NARCOTICS	WC,EO	D	08/26/2009	30	0	30
2009-4	HOWARD	KEENEY	NARCOTICS	WC	D	09/17/2009	30	0	30
2009-5	HOWARD	BLANCO	NARCOTICS	WC	D	10/21/2009	30	0	30
2008-3	ANTOON	SWARTZ	NARCOTICS	WC	D	02/07/2008	30	0	30
2008-4	ANTOON	SABIN	NARCOTICS	WC	D	03/25/2008	30	0	30
FLORIDA, NORTHERN									
2009-1	SMOAK	KEENEY	NARCOTICS	WC	D	04/16/2009	30	1	60
2009-2	SMOAK	MCNEIL	NARCOTICS	WC	D	05/07/2009	30	0	30
FLORIDA, SOUTHERN									
2009-1	GRAHAM	SWARTZ	NARCOTICS	WC	D	01/27/2009	30	0	30
2009-2	MOORE	SWARTZ	NARCOTICS	WC	D	02/23/2009	30	0	30
2009-3	UNGARO	HENNESSY	NARCOTICS	WC	D	02/26/2009	30	0	30
2009-4	GOLD	SWARTZ	CORRUPTION	WC	D	05/20/2009	30	0	30
2009-5	DIMITROULEAS	BIANCO	NARCOTICS	WC	D	06/24/2009	30	0	30
2009-6	ZLOCH	KEENEY	NARCOTICS	WC	D	08/27/2009	30	0	30
2008-11	HUCK	ROTH	NARCOTICS	WC	D	01/14/2008	30	0	30
2008-12	MOORE	SABIN	NARCOTICS	WC	D	03/06/2008	30	0	30
2008-13	DIMITROULEAS	MANDELKER	NARCOTICS	WC	D	03/17/2008	30	0	30
2008-14	JORDAN	KEENEY	NARCOTICS	WC	D	04/07/2008	30	0	30
2008-15	DIMITROULEAS	BLANCO	NARCOTICS	WC	D	05/22/2008	30	0	30
2008-16	ZLOCH	BLANCO	NARCOTICS	WC	D	05/29/2008	30	0	30
2008-17	DIMITROULEAS	MANDELKER	NARCOTICS	WC	D	07/10/2008	30	0	30
2008-18	ZLOCH	BLANCO	NARCOTICS	WC	D	08/04/2008	30	1	60
2008-19	COHN	BLANCO	NARCOTICS	WC	D	10/16/2008	30	0	30

¹ The prosecuting official authorized the filing of the application under provisions of the state's statute. (See Table 1 for this state's statutory citation.)

² Type: WC = Cellular or Mobile Telephone (Wire), WS = Standard Telephone (Wire), WO = Other (Wire), OM = Microphone (Oral), OO = Other (Oral), ED = Digital Pager (Electronic), EE = Computer or E-Mail (Electronic), EF = Fax Machine (Electronic), EO = Other (Electronic).

³ Location: D = Portable Device, H = Personal Residence, B = Business, A = Public Area, O = Other Location, R = Roving (Relaxed Specification Order), N = Not Specified.

* The first four digits of the A.O. number represent the year in which the wiretap was terminated. Wiretaps that were terminated prior to 2009 were not reported previously because they were part of ongoing investigations.

TABLE A-1
UNITED STATES DISTRICT COURTS

CALENDAR YEAR 2009

**REPORT BY PROSECUTORS OF COURT-AUTHORIZED INTERCEPTS OF WIRE, ORAL, OR ELECTRONIC COMMUNICATIONS
PURSUANT TO 18 U.S.C. 2519**

A.O. Number *	Number of Days in Operation ⁴	Average Intercepts per Day	Number of ⁵			Costs		Number of					
			Persons Intercepted	Intercepts	Incriminating Intercepts	Total Cost in \$	Other Than Manpower in \$	Arrests	Trials	Motions to Suppress Intercepts ⁶			Persons Convicted
										G	D	P	
DISTRICT OF COLUMBIA (CONTINUED)													
2007-3	130	135	479	17,572	1,202	RELATED TO NO. 2007-2		RELATED TO NO. 2007-2					
2006-4	60	3	5	175	40	51,967	1,000	2	-	-	-	-	-
FLORIDA, MIDDLE													
2009-1	26	162	73	4,200	501	148,609	14,000	20	-	-	-	-	-
2009-2	60	26	82	1,560	80	95,099	3,650	-	-	-	-	-	-
2009-3	30	52	82	1,560	80	-	-	-	-	-	-	-	-
2009-4	30	17	33	507	79	-	-	-	-	-	-	-	-
2009-5	30	1	16	36	14	-	-	-	-	-	-	-	-
2008-3	30	130	38	3,907	786	24,847	1,600	-	-	-	-	-	-
2008-4	18	59	22	1,067	118	11,399	850	-	-	-	-	-	-
FLORIDA, NORTHERN													
2009-1	42	18	22	737	384	-	-	-	-	-	-	-	-
2009-2	20	40	8	808	302	389,915	24,665	8	-	-	-	1	7
FLORIDA, SOUTHERN													
2009-1	30	142	48	4,262	2,059	52,233	5,630	-	-	-	-	-	-
2009-2	30	NR	NR	NR	NR	69,839	6,300	45	-	-	-	-	-
2009-3	30	181	138	5,427	398	25,865	1,115	-	-	-	-	-	-
2009-4	30	48	20	1,430	33	77,132	1,300	3	-	-	-	-	-
2009-5	30	8	5	244	69	31,245	3,400	-	-	-	-	-	-
2009-6	19	45	33	850	342	31,468	1,600	-	-	-	-	-	-
2008-11	30	111	187	3,343	452	67,225	1,600	12	1	-	-	-	12
2008-12	30	184	21	5,511	262	127,238	2,500	22	-	-	-	-	22
2008-13	30	251	186	7,523	400	26,365	-	RELATED TO NO. 2008-17					
2008-14	30	117	60	3,510	628	27,959	1,600	1	-	-	-	-	1
2008-15	30	320	360	9,612	570	26,293	-	RELATED TO NO. 2008-17					
2008-16	30	80	10	2,410	516	6,989	3,000	5	-	-	-	-	5
2008-17	30	251	186	7,523	300	26,402	-	3	-	-	-	-	3
2008-18	60	182	28	10,933	677	237,670	20,000	1	-	-	1	-	1
2008-19	30	286	23	8,569	1,326	154,096	10,000	RELATED TO NO. 2008-18					

⁴ NI indicates never installed. I indicates installed but never used. NP indicates no prosecutor's report.

⁵ NR indicates not reported or could not be determined.

⁶ Motions: G = Granted, D = Denied, P = Pending.

* The first four digits of the A.O. number represent the year in which the wiretap was terminated. Wiretaps that were terminated prior to 2009 were not reported previously because they were part of ongoing investigations.

TABLE A-1
UNITED STATES DISTRICT COURTS

CALENDAR YEAR 2009

**REPORT BY JUDGES OF COURT-AUTHORIZED INTERCEPTS OF WIRE, ORAL, OR ELECTRONIC COMMUNICATIONS
PURSUANT TO 18 U.S.C. 2519**

A.O. Number *	Authorizing Official		Offense Specified	Intercept		Date of Application	Authorized Length		
	Judge	Attorney General ¹		Type ²	Location ³		Original Order (Days)	Number of Extensions	Total Length (Days)
FLORIDA, SOUTHERN (CONTINUED)									
2008-20	COHN	BIANCO	NARCOTICS	WC	D	10/10/2008	30	2	90
2008-21	DIMITROULEAS	KEENEY	NARCOTICS	WC	D	12/11/2008	30	1	60
2007-17	SEITZ	SABIN	NARCOTICS	WC	D	12/07/2006	30	0	30
2007-18	GRAHAM	KEENEY	NARCOTICS	WC	D	02/27/2007	30	0	30
2007-19	GRAHAM	KEENEY	NARCOTICS	WC	D	02/14/2007	30	0	30
2007-20	UNGARO	KEENEY	NARCOTICS	WC	D	04/17/2007	30	0	30
2007-21	UNGARO	WARREN	NARCOTICS	WC	D	05/17/2007	30	0	30
2007-22	JORDAN	SWARTZ	NARCOTICS	WC	D	08/29/2007	30	0	30
2007-23	COHN	SWARTZ	NARCOTICS	WC	D	04/24/2007	30	3	120
2007-24	MARTINEZ	KEENEY	NARCOTICS	WC	D	10/04/2007	30	1	60
2007-25	MIDDLEBROOKS	ROTH	NARCOTICS	WC	D	11/07/2007	30	0	30
2007-26	MIDDLEBROOKS	ROTH	NARCOTICS	WC	D	11/15/2007	30	1	60
2006-16	SEITZ	KEENEY	NARCOTICS	WC	D	07/21/2006	30	1	60
2006-17	SEITZ	WARREN	NARCOTICS	WC	D	08/18/2006	30	1	60
GEORGIA, MIDDLE									
2009-1	ROYAL	BLANCO	NARCOTICS	WC	D	11/18/2008	30	3	120
2009-2	ROYAL	HENNESSY	NARCOTICS	WC,EO	D	12/01/2008	30	0	30
2009-3	ROYAL	KEENEY	NARCOTICS	WC	D	01/13/2009	30	1	60
2009-4	ROYAL	SWARTZ	NARCOTICS	WC	D	01/15/2009	30	0	30
2009-5	ROYAL	BLANCO	NARCOTICS	WC	D	02/13/2009	30	0	30
GEORGIA, NORTHERN									
2009-1	CARNES	KEENEY	NARCOTICS	WC	D	12/15/2008	30	0	30
2009-2	STORY	BLANCO	NARCOTICS	WC	D	02/06/2009	30	0	30
2009-3	STORY	BLANCO	NARCOTICS	WC	D	02/09/2009	30	0	30
2009-4	PANNELL	BIANCO	NARCOTICS	WC	D	03/12/2009	30	0	30
2009-5	PANNELL	BLANCO	NARCOTICS	WC	D	03/31/2009	30	0	30
2009-6	MARTIN	KEENEY	NARCOTICS	WC	D	04/09/2009	30	0	30
2009-7	MARTIN	KEENEY	NARCOTICS	WC	D	04/22/2009	30	0	30
2009-8	STORY	BLANCO	NARCOTICS	WC	D	05/08/2009	30	3	120

¹ The prosecuting official authorized the filing of the application under provisions of the state's statute. (See Table 1 for this state's statutory citation.)

² Type: WC = Cellular or Mobile Telephone (Wire), WS = Standard Telephone (Wire), WO = Other (Wire), OM = Microphone (Oral), OO = Other (Oral), ED = Digital Pager (Electronic), EE = Computer or E-Mail (Electronic), EF = Fax Machine (Electronic), EO = Other (Electronic).

³ Location: D = Portable Device, H = Personal Residence, B = Business, A = Public Area, O = Other Location, R = Roving (Relaxed Specification Order), N = Not Specified.

* The first four digits of the A.O. number represent the year in which the wiretap was terminated. Wiretaps that were terminated prior to 2009 were not reported previously because they were part of ongoing investigations.

TABLE A-1
UNITED STATES DISTRICT COURTS

CALENDAR YEAR 2009

**REPORT BY PROSECUTORS OF COURT-AUTHORIZED INTERCEPTS OF WIRE, ORAL, OR ELECTRONIC COMMUNICATIONS
PURSUANT TO 18 U.S.C. 2519**

A.O. Number *	Number of Days in Oper- ation ⁴	Average Inter- cepts per Day	Number of ⁵			Costs		Number of					
			Persons Inter- cepted	Intercepts	Incrim- inating Intercepts	Total Cost in \$	Other Than Manpower in \$	Arrests	Trials	Motions to Suppress Intercepts ⁶			Persons Con- victed
										G	D	P	
FLORIDA, SOUTHERN (CONTINUED)													
2008-20	60	188	132	11,250	1,342	143,300	1,900	10	1	-	-	-	10
2008-21	60	159	173	9,541	815	52,940	1,600	-	-	-	-	-	-
2007-17	30	3	5	100	40	17,327	1,900	-	-	-	-	-	-
2007-18	10	21	10	210	64	19,197	1,600	1	-	-	-	-	1
2007-19	30	162	23	4,866	1,234	76,304	1,800	13	1	-	-	1	12
2007-20	30	244	18	7,325	266	98,003	3,160	6	-	-	-	-	6
2007-21	15	90	11	1,350	32	RELATED TO NO. 2007-20		RELATED TO NO. 2007-20					
2007-22	30	47	31	1,417	235	22,343	6,000	-	-	-	-	-	-
2007-23	120	67	275	8,000	2,742	418,601	5,521	-	-	-	-	-	-
2007-24	51	41	42	2,110	116	44,453	4,500	4	-	-	-	-	3
2007-25	30	15	21	445	15	69,725	9,780	1	-	-	-	-	-
2007-26	60	942	389	56,541	1,725	110,110	9,780	1	-	-	-	-	-
2006-16	58	9	8	500	72	32,414	1,560	29	-	-	-	-	-
2006-17	58	9	18	500	93	32,144	1,560	-	-	-	-	-	-
GEORGIA, MIDDLE													
2009-1	97	205	42	19,863	1,849	85,327	6,325	-	-	-	-	-	-
2009-2	30	164	142	4,922	419	18,676	1,110	-	-	-	-	-	-
2009-3	48	161	274	7,731	668	44,149	3,867	7	-	-	-	-	-
2009-4	18	136	31	2,446	576	17,960	3,300	-	-	-	-	-	-
2009-5	10	20	11	201	33	12,259	3,300	-	-	-	-	-	-
GEORGIA, NORTHERN													
2009-1	30	25	214	736	160	13,554	-	-	-	-	-	-	-
2009-2	30	46	214	1,373	386	13,554	-	-	-	-	-	-	-
2009-3	30	71	211	2,121	423	101,640	-	-	-	-	-	-	-
2009-4	12	457	39	5,482	825	25,221	6,400	3	-	-	-	-	-
2009-5	I	-	-	-	-	-	-	-	-	-	-	-	-
2009-6	30	206	301	6,165	1,138	101,640	-	-	-	-	-	-	-
2009-7	30	118	210	3,548	718	101,640	-	-	-	-	-	-	-
2009-8	98	NR	NR	NR	NR	-	-	-	-	-	-	-	-

⁴ NI indicates never installed. I indicates installed but never used. NP indicates no prosecutor's report.

⁵ NR indicates not reported or could not be determined.

⁶ Motions: G = Granted, D = Denied, P = Pending.

* The first four digits of the A.O. number represent the year in which the wiretap was terminated. Wiretaps that were terminated prior to 2009 were not reported previously because they were part of ongoing investigations.

TABLE A-1
UNITED STATES DISTRICT COURTS

CALENDAR YEAR 2009

**REPORT BY JUDGES OF COURT-AUTHORIZED INTERCEPTS OF WIRE, ORAL, OR ELECTRONIC COMMUNICATIONS
PURSUANT TO 18 U.S.C. 2519**

A.O. Number *	Authorizing Official		Offense Specified	Intercept		Date of Application	Authorized Length		
	Judge	Attorney General ¹		Type ²	Location ³		Original Order (Days)	Number of Extensions	Total Length (Days)
GEORGIA, NORTHERN (CONTINUED)									
2009-9	THRASH	KEENEY	NARCOTICS	EE	D	05/15/2009	30	0	30
2009-10	THRASH	BLANCO	NARCOTICS	WC	D	07/09/2009	30	0	30
2009-11	THRASH	BLANCO	NARCOTICS	WC	D	07/30/2009	30	0	30
2009-12	THRASH	BLANCO	NARCOTICS	WC	D	07/30/2009	30	0	30
2009-13	STORY	BLANCO	NARCOTICS	WC	D	08/18/2009	30	0	30
2008-20	THRASH	KEENEY	NARCOTICS	WC	D	02/14/2008	30	0	30
2008-21	COOPER	SABIN	RACKETEERING	WC	D	03/24/2008	30	0	30
2008-22	COOPER	KEENEY	NARCOTICS	WC	D	03/21/2008	30	0	30
2008-23	DUFFEY	KEENEY	RACKETEERING	WC	D	11/27/2007	30	1	60
2008-24	STORY	ROTH	RACKETEERING	WC	D	05/01/2008	30	0	30
2008-25	THRASH	SWARTZ	NARCOTICS	WC	D	03/25/2008	30	1	60
2008-26	THRASH	SABIN	NARCOTICS	WC	D	04/07/2008	30	0	30
2008-27	THRASH	KEENEY	NARCOTICS	WC	D	03/10/2008	30	1	60
2008-28	DUFFEY	SABIN	NARCOTICS	WC	D	04/18/2008	30	0	30
2008-29	DUFFEY	SABIN	NARCOTICS	WC	D	04/22/2008	30	0	30
2008-30	CARNES	BIANCO	RACKETEERING	WC	D	05/22/2008	30	0	30
2008-31	STORY	BIANCO	NARCOTICS	WC	D	05/31/2008	30	0	30
2008-32	THRASH	ROTH	NARCOTICS	WC,EE	D	04/01/2008	30	1	60
2008-33	STORY	KEENEY	NARCOTICS	WC	D	05/15/2008	30	0	30
2008-34	STORY	BLANCO	NARCOTICS	WC,OM	D	05/20/2008	30	0	30
2008-35	MARTIN	MANDELKER	RACKETEERING	WC	D	07/11/2008	30	0	30
2008-36	MARTIN	FRIEDRICH	NARCOTICS	WC	D	06/09/2008	30	1	60
2008-37	MARTIN	BIANCO	NARCOTICS	WC	D	07/11/2008	30	0	30
2008-38	BATTEN	KEENEY	RACKETEERING	WC	D	08/21/2008	30	0	30
2008-39	DUFFEY	SWARTZ	NARCOTICS	WC	D	08/07/2008	30	0	30
2008-40	CARNES	BIANCO	NARCOTICS	WC	D	07/14/2008	30	1	60
2008-41	BATTEN	BIANCO	RACKETEERING	WC	D	09/23/2008	30	0	30
2008-42	CARNES	KEENEY	RACKETEERING	WC	D	10/17/2008	30	0	30
2008-43	BATTEN	KEENEY	NARCOTICS	WC	D	09/30/2008	30	0	30

¹ The prosecuting official authorized the filing of the application under provisions of the state's statute. (See Table 1 for this state's statutory citation.)

² Type: WC = Cellular or Mobile Telephone (Wire), WS = Standard Telephone (Wire), WO = Other (Wire), OM = Microphone (Oral), OO = Other (Oral), ED = Digital Pager (Electronic), EE = Computer or E-Mail (Electronic), EF = Fax Machine (Electronic), EO = Other (Electronic).

³ Location: D = Portable Device, H = Personal Residence, B = Business, A = Public Area, O = Other Location, R = Roving (Relaxed Specification Order), N = Not Specified.

* The first four digits of the A.O. number represent the year in which the wiretap was terminated. Wiretaps that were terminated prior to 2009 were not reported previously because they were part of ongoing investigations.

TABLE A-1
UNITED STATES DISTRICT COURTS

CALENDAR YEAR 2009

**REPORT BY PROSECUTORS OF COURT-AUTHORIZED INTERCEPTS OF WIRE, ORAL, OR ELECTRONIC COMMUNICATIONS
PURSUANT TO 18 U.S.C. 2519**

A.O. Number *	Number of Days in Operation ⁴	Average Intercepts per Day	Number of ⁵			Costs		Number of					
			Persons Intercepted	Intercepts	Incriminating Intercepts	Total Cost in \$	Other Than Manpower in \$	Arrests	Trials	Motions to Suppress Intercepts ⁶			Persons Convicted
										G	D	P	
GEORGIA, NORTHERN (CONTINUED)													
2009-9	30	3	2	84	40	101,640	-	-	-	-	-	-	-
2009-10	19	11	12	200	63	64,372	-	17	-	-	-	-	-
2009-11	30	22	54	646	199	479	451	-	-	-	-	-	-
2009-12	30	48	71	1,431	329	101,640	-	19	-	-	-	-	-
2009-13	30	105	NR	3,162	575	479	451	-	-	-	-	-	-
2008-20	29	85	53	2,469	578	62,098	3,200	-	-	-	-	-	-
2008-21	30	72	28	2,149	578	126,796	6,000	1	-	-	-	-	-
2008-22	30	117	99	3,507	679	104,978	9,600	-	-	-	-	-	-
2008-23	60	16	22	981	312	27,985	1,400	1	-	-	-	-	-
2008-24	30	286	30	8,584	1,941	83,296	5,200	10	-	-	-	-	-
2008-25	60	128	159	7,679	2,181	167,076	12,800	-	-	-	-	-	-
2008-26	28	11	11	298	74	58,172	3,200	-	-	-	-	-	-
2008-27	60	108	73	6,498	362	59,300	10,000	-	-	-	-	-	-
2008-28	30	73	53	2,179	396	70,121	1,750	-	-	-	-	-	-
2008-29	30	87	101	2,611	589	123,218	9,600	-	-	-	-	-	-
2008-30	30	97	20	2,919	286	41,750	2,600	1	-	-	-	-	-
2008-31	30	106	201	3,178	576	87,861	1,750	-	-	-	-	-	-
2008-32	60	5	7	305	23	80,000	20,000	-	-	-	-	-	-
2008-33	30	109	82	3,257	634	103,178	7,800	-	-	-	-	-	-
2008-34	28	77	74	2,158	123	29,806	1,593	6	-	-	-	-	6
2008-35	30	179	22	5,378	638	148,481	8,400	1	-	-	-	-	-
2008-36	60	81	104	4,865	814	115,418	1,800	-	-	-	-	-	-
2008-37	30	473	277	14,200	2,670	162,920	17,000	-	-	-	-	-	-
2008-38	30	6	8	177	4	140,258	10,200	1	-	-	-	-	-
2008-39	30	33	22	1,002	184	62,098	3,200	-	-	-	-	-	-
2008-40	60	62	99	3,714	862	123,218	9,600	-	-	-	-	-	-
2008-41	30	12	12	347	33	131,526	7,800	1	-	-	-	-	-
2008-42	30	13	12	376	113	131,526	7,800	1	-	-	-	-	-
2008-43	30	71	73	2,133	30	-	-	-	-	-	-	-	-

⁴ NI indicates never installed. I indicates installed but never used. NP indicates no prosecutor's report.

⁵ NR indicates not reported or could not be determined.

⁶ Motions: G = Granted, D = Denied, P = Pending.

* The first four digits of the A.O. number represent the year in which the wiretap was terminated. Wiretaps that were terminated prior to 2009 were not reported previously because they were part of ongoing investigations.

TABLE A-1
UNITED STATES DISTRICT COURTS

CALENDAR YEAR 2009

**REPORT BY JUDGES OF COURT-AUTHORIZED INTERCEPTS OF WIRE, ORAL, OR ELECTRONIC COMMUNICATIONS
PURSUANT TO 18 U.S.C. 2519**

A.O. Number *	Authorizing Official		Offense Specified	Intercept		Date of Application	Authorized Length		
	Judge	Attorney General ¹		Type ²	Location ³		Original Order (Days)	Number of Extensions	Total Length (Days)
GEORGIA, NORTHERN (CONTINUED)									
2008-44	CARNES	BIANCO	NARCOTICS	WC	D	08/22/2008	30	1	60
2008-45	BATTEN	BIANCO	NARCOTICS	WC	D	09/30/2008	30	0	30
2008-46	EVANS	SWARTZ	NARCOTICS	WC	D	10/10/2008	30	0	30
2008-47	CARNES	BIANCO	NARCOTICS	WC	D	08/19/2008	30	2	90
2008-48	CARNES	BIANCO	NARCOTICS	WC	D	11/04/2008	30	0	30
2008-49	CARNES	KEENEY	NARCOTICS	WC	D	11/19/2008	30	0	30
2008-50	CARNES	KEENEY	NARCOTICS	WC	D	11/26/2008	30	0	30
2008-51	CARNES	KEENEY	NARCOTICS	WC	D	11/26/2008	30	0	30
2008-52	CARNES	BLANCO	NARCOTICS	WC	D	11/26/2008	30	0	30
2007-21	STORY	WARREN	NARCOTICS	WC	D	11/20/2006	30	1	60
2007-22	PANNELL	SABIN	RACKETEERING	WC	D	12/23/2006	30	0	30
2007-23	PANNELL	WARREN	NARCOTICS	WC	D	12/07/2006	30	1	60
2007-24	DUFFEY	SWARTZ	NARCOTICS	WC	D	02/05/2007	30	0	30
2007-25	BATTEN	SWARTZ	RACKETEERING	WC	D	03/20/2007	30	0	30
2007-26	BATTEN	SWARTZ	RACKETEERING	WC	D	03/20/2007	30	0	30
2007-27	BATTEN	SWARTZ	RACKETEERING	WC	D	03/20/2007	30	0	30
2007-28	MARTIN	SABIN	RACKETEERING	WC	D	03/20/2007	30	1	60
2007-29	EVANS	WARREN	RACKETEERING	WC	D	04/12/2007	30	0	30
2007-30	CARNES	SWARTZ	RACKETEERING	WC	D	05/15/2007	30	0	30
2007-31	CARNES	SWARTZ	RACKETEERING	WC	D	05/18/2007	30	1	60
2007-32	STORY	SABIN	RACKETEERING	WC	D	08/17/2007	30	0	30
2007-33	DUFFEY	SWARTZ	RACKETEERING	WC	D	07/27/2007	30	2	90
2006-27	COOPER	WARREN	NARCOTICS	WC	D	09/12/2006	30	1	60
2006-28	COOPER	WARREN	NARCOTICS	WC	D	09/28/2006	30	1	60
2006-29	STORY	SWARTZ	RACKETEERING	WC	D	11/20/2006	30	1	60
GEORGIA, SOUTHERN									
2009-1	HALL	SWARTZ	NARCOTICS	WC	D	03/16/2009	30	1	60
2009-2	BOWEN	SWARTZ	NARCOTICS	WC	D	04/10/2009	30	0	30
2008-3	MOORE	ROTH	NARCOTICS	WC	D	03/11/2008	30	0	30
2008-4	MOORE	SABIN	NARCOTICS	WC	D	04/05/2008	30	0	30

¹ The prosecuting official authorized the filing of the application under provisions of the state's statute. (See Table 1 for this state's statutory citation.)

² Type: WC = Cellular or Mobile Telephone (Wire), WS = Standard Telephone (Wire), WO = Other (Wire), OM = Microphone (Oral), OO = Other (Oral), ED = Digital Pager (Electronic), EE = Computer or E-Mail (Electronic), EF = Fax Machine (Electronic), EO = Other (Electronic).

³ Location: D = Portable Device, H = Personal Residence, B = Business, A = Public Area, O = Other Location, R = Roving (Relaxed Specification Order), N = Not Specified.

* The first four digits of the A.O. number represent the year in which the wiretap was terminated. Wiretaps that were terminated prior to 2009 were not reported previously because they were part of ongoing investigations.

TABLE A-1
UNITED STATES DISTRICT COURTS

CALENDAR YEAR 2009

**REPORT BY PROSECUTORS OF COURT-AUTHORIZED INTERCEPTS OF WIRE, ORAL, OR ELECTRONIC COMMUNICATIONS
PURSUANT TO 18 U.S.C. 2519**

A.O. Number *	Number of Days in Oper- ation ⁴	Average Inter- cepts per Day	Number of ⁵			Costs		Number of					
			Persons Inter- cepted	Intercepts	Incrim- inating Intercepts	Total Cost in \$	Other Than Manpower in \$	Arrests	Trials	Motions to Suppress Intercepts ⁶			Persons Convicted
										G	D	P	
GEORGIA, NORTHERN (CONTINUED)													
2008-44	60	94	90	5,621	1,231	145,236	9,200	-	-	-	-	-	-
2008-45	21	11	12	232	23	44,428	3,200	-	-	-	-	-	-
2008-46	30	22	20	659	87	62,098	3,200	-	-	-	-	-	-
2008-47	90	104	1,561	9,384	3,293	198,400	16,000	-	-	-	-	-	-
2008-48	30	60	61	1,798	212	-	-	3	-	-	-	-	-
2008-49	30	18	214	546	151	27,108	-	3	-	-	-	-	-
2008-50	30	100	39	2,999	371	59,600	9,600	-	-	-	-	-	-
2008-51	30	61	42	1,839	401	59,600	9,600	-	-	-	-	-	-
2008-52	30	4	4	129	10	101,610	-	17	-	-	-	-	-
2007-21	60	141	169	8,449	1,993	55,423	9,102	RELATED TO NO. 2006-27					
2007-22	30	43	17	1,297	332	38,303	7,625	-	-	-	-	-	-
2007-23	58	101	143	5,836	1,314	98,902	6,178	RELATED TO NO. 2006-27					
2007-24	10	-	2	2	-	4,906	3,162	RELATED TO NO. 2006-27					
2007-25	30	-	2	6	1	42,340	1,200	-	-	-	-	-	-
2007-26	30	76	23	2,279	551	RELATED TO NO. 2007-25		-	-	-	-	-	-
2007-27	30	59	15	1,758	276	RELATED TO NO. 2007-25		-	-	-	-	-	-
2007-28	60	111	70	6,655	849	111,750	3,400	-	-	-	-	-	-
2007-29	30	24	15	723	238	61,581	1,200	-	-	-	-	-	-
2007-30	30	45	19	1,349	344	39,362	17,250	-	-	-	-	-	-
2007-31	60	44	14	2,615	204	72,234	20,350	-	-	-	-	-	-
2007-32	30	20	11	598	62	33,413	3,400	-	-	-	-	-	-
2007-33	75	6	6	443	74	119,167	6,500	-	-	-	-	-	-
2006-27	58	110	159	6,381	1,327	65,396	5,892	7	-	-	-	1	7
2006-28	51	65	120	3,330	850	55,801	3,475	RELATED TO NO. 2006-27					
2006-29	60	74	38	4,435	473	100,685	9,625	-	-	-	-	-	-
GEORGIA, SOUTHERN													
2009-1	43	131	82	5,638	622	105,568	5,397	-	-	-	-	-	-
2009-2	17	12	8	205	15	38,386	2,133	-	-	-	-	-	-
2008-3	30	136	178	4,077	365	29,255	1,415	45	-	-	-	-	45
2008-4	24	86	97	2,052	277	22,759	1,415	RELATED TO NO. 2008-3					

⁴ NI indicates never installed. I indicates installed but never used. NP indicates no prosecutor's report.

⁵ NR indicates not reported or could not be determined.

⁶ Motions: G = Granted, D = Denied, P = Pending.

* The first four digits of the A.O. number represent the year in which the wiretap was terminated. Wiretaps that were terminated prior to 2009 were not reported previously because they were part of ongoing investigations.

TABLE A-1
UNITED STATES DISTRICT COURTS

CALENDAR YEAR 2009

REPORT BY JUDGES OF COURT-AUTHORIZED INTERCEPTS OF WIRE, ORAL, OR ELECTRONIC COMMUNICATIONS PURSUANT TO 18 U.S.C. 2519									
A.O. Number *	Authorizing Official		Offense Specified	Intercept		Date of Application	Authorized Length		
	Judge	Attorney General ¹		Type ²	Location ³		Original Order (Days)	Number of Extensions	Total Length (Days)
GEORGIA, SOUTHERN (CONTINUED)									
2008-5	MOORE	BLANCO	NARCOTICS	WC	D	05/22/2008	30	2	90
2008-6	MOORE	SWARTZ	NARCOTICS	WC	D	06/18/2008	30	1	60
2008-7	MOORE	SWARTZ	NARCOTICS	WC	D	08/07/2008	30	0	30
HAWAII									
2007-10	MOLLWAY	WARREN	NARCOTICS	WC	D	01/05/2007	30	0	30
2007-11	MOLLWAY	MANDELKER	NARCOTICS	WC	D	01/25/2007	30	0	30
2007-12	EZRA	ROTH	NARCOTICS	WC	D	09/10/2007	30	0	30
2007-13	GILLMOR	ROTH	NARCOTICS	WC	D	10/25/2007	30	0	30
2007-14	GILLMOR	KEENEY	NARCOTICS	WC	D	09/04/2007	30	2	90
2007-15	SEABRIGHT	ROTH	NARCOTICS	WC	D	11/14/2007	30	0	30
2006-1	EZRA	WARREN	NARCOTICS	WC	D	03/02/2006	30	1	60
IDAHO									
2009-1	WINMILL	KEENEY	NARCOTICS	WC	D	12/10/2008	30	0	30
2009-2	WINMILL	KEENEY	NARCOTICS	WC	D	02/20/2009	30	0	30
2008-1	WINMILL	KEENEY	NARCOTICS	WC	D	06/05/2008	30	2	90
2008-2	WINMILL	KEENEY	NARCOTICS	WC	D	09/15/2008	30	2	90
2007-1	WINMILL	KEENEY	NARCOTICS	WC	D	02/28/2007	30	0	30
2007-2	WINMILL	SABIN	NARCOTICS	WC	D	04/18/2007	30	2	90
ILLINOIS, CENTRAL									
2008-2	MCCUSKEY	KEENEY	NARCOTICS	WC	D	05/13/2008	30	0	30
ILLINOIS, NORTHERN									
2009-1	HOLDERMAN	HENNESSY	NARCOTICS	WC	D	12/03/2008	30	1	60
2009-2	HOLDERMAN	BIANCO	NARCOTICS	WC	D	02/10/2009	30	1	60
2009-3	CASTILLO	HENNESSY	NARCOTICS	WC	D	02/10/2009	30	1	60
2009-4	HOLDERMAN	BIANCO	NARCOTICS	WC	D	02/11/2009	30	1	60
2009-5	HOLDERMAN	BIANCO	NARCOTICS	WC	D	02/13/2009	30	1	60
2009-6	HOLDERMAN	KEENEY	NARCOTICS	WC	D	03/12/2009	30	0	30
2009-7	HOLDERMAN	BIANCO	NARCOTICS	WC	D	03/17/2009	30	0	30
2009-8	HOLDERMAN	KEENEY	NARCOTICS	WC	D	03/18/2009	30	0	30
2009-9	HOLDERMAN	BIANCO	NARCOTICS	WC	D	03/18/2009	30	1	60

¹ The prosecuting official authorized the filing of the application under provisions of the state's statute. (See Table 1 for this state's statutory citation.)

² Type: WC = Cellular or Mobile Telephone (Wire), WS = Standard Telephone (Wire), WO = Other (Wire), OM = Microphone (Oral), OO = Other (Oral), ED = Digital Pager (Electronic), EE = Computer or E-Mail (Electronic), EF = Fax Machine (Electronic), EO = Other (Electronic).

³ Location: D = Portable Device, H = Personal Residence, B = Business, A = Public Area, O = Other Location, R = Roving (Relaxed Specification Order), N = Not Specified.

* The first four digits of the A.O. number represent the year in which the wiretap was terminated. Wiretaps that were terminated prior to 2009 were not reported previously because they were part of ongoing investigations.

TABLE A-1
UNITED STATES DISTRICT COURTS

CALENDAR YEAR 2009

REPORT BY PROSECUTORS OF COURT-AUTHORIZED INTERCEPTS OF WIRE, ORAL, OR ELECTRONIC COMMUNICATIONS
PURSUANT TO 18 U.S.C. 2519

A.O. Number *	Number of Days in Operation ⁴	Average Inter-cpts per Day	Number of ⁵			Costs		Number of						
			Persons Inter-cpted	Intercepts	Incrim-inating Intercepts	Total Cost in \$	Other Than Manpower in \$	Arrests	Trials	Motions to Suppress Intercepts ⁶			Persons Conv-icted	
										G	D	P		
GEORGIA, SOUTHERN (CONTINUED)														
2008-5	76	84	336	6,398	379	99,434	8,490	RELATED TO NO. 2008-3						
2008-6	49	25	88	1,221	269	48,302	2,830	RELATED TO NO. 2008-3						
2008-7	30	197	231	5,922	767	36,980	5,660	RELATED TO NO. 2008-3						
HAWAII														
2007-10	27	5	10	124	9	21,845	2,000	7	1	1	1	-	7	
2007-11	30	5	15	139	7	21,735	1,650	RELATED TO NO. 2007-10						
2007-12	30	4	18	105	52	55,359	615	12	-	-	-	-	6	
2007-13	30	148	128	4,430	556	35,648	130	RELATED TO NO. 2007-14						
2007-14	90	209	244	18,841	1,491	100,082	700	15	-	-	-	-	-	
2007-15	30	119	51	3,565	185	36,026	600	RELATED TO NO. 2007-14						
2006-1	53	12	30	637	44	61,114	4,200	-	-	-	-	-	-	
IDAHO														
2009-1	30	41	89	1,230	186	33,519	1,875	-	-	-	-	-	-	
2009-2	30	73	42	2,179	398	15,292	-	-	-	-	-	-	-	
2008-1	90	35	67	3,193	411	153,026	58,725	19	-	-	-	-	-	
2008-2	90	26	106	2,334	567	80,649	3,650	-	-	-	-	-	-	
2007-1	27	23	17	624	224	58,464	20,300	8	-	-	-	-	-	
2007-2	90	36	80	3,246	1,085	94,168	5,250	38	1	-	-	-	38	
ILLINOIS, CENTRAL														
2008-2	24	72	81	1,730	284	100,262	-	4	-	-	-	-	-	
ILLINOIS, NORTHERN														
2009-1	55	35	30	1,942	1,093	66,055	6,400	RELATED TO NO. 2009-17						
2009-2	60	75	15	4,512	1,104	138,204	6,000	-	-	-	-	-	-	
2009-3	48	36	758	1,729	284	165,201	5,600	-	-	-	-	-	-	
2009-4	60	116	60	6,971	2,913	71,478	6,400	RELATED TO NO. 2009-17						
2009-5	60	13	31	802	333	91,130	1,530	4	-	-	-	-	-	
2009-6	27	13	10	344	211	32,484	3,200	RELATED TO NO. 2009-17						
2009-7	30	40	5	1,211	130	-	-	-	-	-	-	-	-	
2009-8	17	117	140	1,985	450	RELATED TO NO. 2009-16		RELATED TO NO. 2009-16						
2009-9	60	55	132	3,278	580	-	-	-	-	-	-	-	-	

⁴ NI indicates never installed. I indicates installed but never used. NP indicates no prosecutor's report.

⁵ NR indicates not reported or could not be determined.

⁶ Motions: G = Granted, D = Denied, P = Pending.

* The first four digits of the A.O. number represent the year in which the wiretap was terminated. Wiretaps that were terminated prior to 2009 were not reported previously because they were part of ongoing investigations.

TABLE A-1
UNITED STATES DISTRICT COURTS

CALENDAR YEAR 2009

**REPORT BY JUDGES OF COURT-AUTHORIZED INTERCEPTS OF WIRE, ORAL, OR ELECTRONIC COMMUNICATIONS
PURSUANT TO 18 U.S.C. 2519**

A.O. Number *	Authorizing Official		Offense Specified	Intercept		Date of Application	Authorized Length		
	Judge	Attorney General ¹		Type ²	Location ³		Original Order (Days)	Number of Extensions	Total Length (Days)
ILLINOIS, NORTHERN (CONTINUED)									
2009-10	HOLDERMAN	KEENEY	NARCOTICS	WC	D	05/06/2009	30	0	30
2009-11	HOLDERMAN	BIANCO	NARCOTICS	WC	D	05/07/2009	30	1	60
2009-12	HOLDERMAN	WEINSTEIN	NARCOTICS	WC	D	06/01/2009	30	0	30
2009-13	HOLDERMAN	BREUER	NARCOTICS	WC	D	07/01/2009	30	1	60
2009-14	MANNING	BIANCO	NARCOTICS	WC	D	07/10/2009	30	0	30
2009-15	HOLDERMAN	KEENEY	NARCOTICS	WC	D	08/04/2009	30	1	60
2009-16	HOLDERMAN	KEENEY	NARCOTICS	WC	D	08/10/2009	30	0	30
2009-17	HOLDERMAN	KEENEY	NARCOTICS	WC	D	09/17/2009	30	0	30
2009-18	HOLDERMAN	BIANCO	NARCOTICS	WC	D	10/07/2009	30	0	30
2008-8	HOLDERMAN	ROTH	NARCOTICS	WC	D	12/21/2007	30	1	60
2008-9	HOLDERMAN	ROTH	NARCOTICS	WC	D	01/31/2008	30	1	60
2008-10	HOLDERMAN	KEENEY	FRAUD	WC	D	03/13/2008	30	0	30
2008-11	HOLDERMAN	KEENEY	NARCOTICS	WC	D	03/14/2008	30	0	30
2008-12	HOLDERMAN	ROTH	NARCOTICS	WC	D	04/10/2008	30	0	30
2008-13	HOLDERMAN	SWARTZ	CONSPIRACY	WC	D	04/16/2008	30	0	30
2008-14	HOLDERMAN	SABIN	NARCOTICS	WC	D	04/30/2008	30	0	30
2008-15	CASTILLO	SABIN	NARCOTICS	WC	D	02/25/2008	30	2	90
2008-16	HOLDERMAN	SWARTZ	CONSPIRACY	WC	D	04/16/2008	30	2	90
2008-17	HOLDERMAN	SABIN	CONSPIRACY	WC	D	05/21/2008	30	1	60
2008-18	HOLDERMAN	SABIN	FRAUD	WC	D	05/21/2008	30	1	60
2008-19	HOLDERMAN	KEENEY	FRAUD	WC	D	06/24/2008	30	0	30
2008-20	HOLDERMAN	BIANCO	NARCOTICS	WC	D	07/17/2008	30	0	30
2008-21	HOLDERMAN	MANDELKER	NARCOTICS	WC	D	06/12/2008	30	2	90
2007-9	HOLDERMAN	KEENEY	CONSPIRACY	WC	D	02/01/2007	30	2	90
2007-10	HOLDERMAN	KEENEY	FRAUD	WC	D	02/01/2007	30	2	90
2007-11	HOLDERMAN	KEENEY	FRAUD	WC	D	02/01/2007	30	2	90
2007-12	HOLDERMAN	SABIN	FRAUD	WC	D	04/25/2007	30	1	60
2006-25	KOCORAS	KEENEY	NARCOTICS	WC	D	12/09/2005	30	3	120
2006-26	ANDERSEN	SABIN	NARCOTICS	WC	D	03/20/2006	30	0	30
2006-27	KOCORAS	WARREN	NARCOTICS	WC	D	03/08/2006	30	1	60

¹ The prosecuting official authorized the filing of the application under provisions of the state's statute. (See Table 1 for this state's statutory citation.)

² Type: WC = Cellular or Mobile Telephone (Wire), WS = Standard Telephone (Wire), WO = Other (Wire), OM = Microphone (Oral), OO = Other (Oral), ED = Digital Pager (Electronic), EE = Computer or E-Mail (Electronic), EF = Fax Machine (Electronic), EO = Other (Electronic).

³ Location: D = Portable Device, H = Personal Residence, B = Business, A = Public Area, O = Other Location, R = Roving (Relaxed Specification Order), N = Not Specified.

* The first four digits of the A.O. number represent the year in which the wiretap was terminated. Wiretaps that were terminated prior to 2009 were not reported previously because they were part of ongoing investigations.

TABLE A-1
UNITED STATES DISTRICT COURTS

CALENDAR YEAR 2009

REPORT BY PROSECUTORS OF COURT-AUTHORIZED INTERCEPTS OF WIRE, ORAL, OR ELECTRONIC COMMUNICATIONS
PURSUANT TO 18 U.S.C. 2519

A.O. Number *	Number of Days in Operation ⁴	Average Inter-cepts per Day	Number of ⁵			Costs		Number of					
			Persons Inter-cepted	Intercepts	Incrim-inating Intercepts	Total Cost in \$	Other Than Manpower in \$	Arrests	Trials	Motions to Suppress Intercepts ⁶			Persons Con- victed
										G	D	P	
ILLINOIS, NORTHERN (CONTINUED)													
2009-10	30	144	60	4,315	1,951	35,739	3,200	RELATED TO NO. 2009-17					
2009-11	30	292	220	8,775	1,35	RELATED TO NO. 2009-16		RELATED TO NO. 2009-16					
2009-12	3	-	-	-	-	6,453	3,200	RELATED TO NO. 2009-17					
2009-13	30	419	255	12,565	825	RELATED TO NO. 2009-16		RELATED TO NO. 2009-16					
2009-14	28	202	110	5,655	2,521	54,122	6,400	RELATED TO NO. 2009-17					
2009-15	35	233	110	8,167	3,156	44,362	6,400	RELATED TO NO. 2009-17					
2009-16	30	392	235	11,758	887	453,325	78,325	30	-	-	-	-	-
2009-17	22	121	50	2,661	1,006	27,061	3,200	5	-	-	-	-	-
2009-18	3	103	15	309	100	6,453	3,200	RELATED TO NO. 2009-17					
2008-8	57	37	60	2,082	680	52,022	1,700	13	-	-	-	-	2
2008-9	60	65	54	3,890	567	79,094	6,000	RELATED TO NO. 2008-12					
2008-10	30	44	56	1,308	163	71,138	350	3	-	-	-	-	1
2008-11	30	27	40	813	94	143,000	500	-	-	-	-	-	-
2008-12	6	34	6	204	43	9,356	2,000	12	-	-	-	-	5
2008-13	30	1	20	17	-	RELATED TO NO. 2007-9		RELATED TO NO. 2008-16					
2008-14	19	34	6	644	193	25,486	2,190	RELATED TO NO. 2008-12					
2008-15	90	13	39	1,152	674	145,281	8,840	RELATED TO NO. 2008-12					
2008-16	90	97	20	8,714	1,855	RELATED TO NO. 2007-9		19	-	-	-	-	11
2008-17	60	157	20	9,449	1,708	RELATED TO NO. 2007-9		RELATED TO NO. 2008-16					
2008-18	60	269	20	16,143	2,441	RELATED TO NO. 2007-9		RELATED TO NO. 2008-16					
2008-19	30	67	20	2,022	156	120,000	20,00	RELATED TO NO. 2008-16					
2008-20	30	7	22	199	177	59,933	1,560	RELATED TO NO. 2008-12					
2008-21	87	9	44	813	566	171,607	3,64	RELATED TO NO. 2008-12					
2007-9	81	130	55	10,525	1,788	2,464,864	-	18	-	-	-	-	13
2007-10	90	NR	NR	NR	NR	RELATED TO NO. 2007-11		RELATED TO NO. 2007-11					
2007-11	90	NR	NR	NR	NR	120,000	120,000	12	-	-	-	-	-
2007-12	60	NR	NR	NR	NR	RELATED TO NO. 2007-11		RELATED TO NO. 2007-11					
2006-25	114	64	120	7,299	1,502	189,013	2,600	-	-	-	-	-	-
2006-26	30	269	278	8,075	1,771	75,517	420	11	-	-	-	-	1
2006-27	60	245	129	14,705	1,353	30,769	-	6	-	-	-	-	2

⁴ NI indicates never installed. I indicates installed but never used. NP indicates no prosecutor's report.

⁵ NR indicates not reported or could not be determined.

⁶ Motions: G = Granted, D = Denied, P = Pending.

* The first four digits of the A.O. number represent the year in which the wiretap was terminated. Wiretaps that were terminated prior to 2009 were not reported previously because they were part of ongoing investigations.

TABLE A-1
UNITED STATES DISTRICT COURTS

CALENDAR YEAR 2009

**REPORT BY JUDGES OF COURT-AUTHORIZED INTERCEPTS OF WIRE, ORAL, OR ELECTRONIC COMMUNICATIONS
PURSUANT TO 18 U.S.C. 2519**

A.O. Number *	Authorizing Official		Offense Specified	Intercept		Date of Application	Authorized Length		
	Judge	Attorney General ¹		Type ²	Location ³		Original Order (Days)	Number of Extensions	Total Length (Days)
INDIANA, NORTHERN									
2009-1	MOODY	BLANCO	NARCOTICS	WC	D	12/22/2008	30	1	60
2009-2	HOLDERMAN	KEENEY	NARCOTICS	WC	D	02/27/2009	30	1	60
2009-3	SPRINGMAN	BLANCO	NARCOTICS	WC	D	03/13/2009	30	1	60
2009-4	SPRINGMANN	SWARTZ	NARCOTICS	WC	D	04/09/2009	30	1	60
2008-2	MOODY	BLANCO	NARCOTICS	WC	D	09/15/2008	30	0	30
2008-3	MOODY	KEENEY	NARCOTICS	WC	D	10/20/2008	30	0	30
2008-4	MOODY	KEENEY	NARCOTICS	WC	D	11/10/2008	30	0	30
2008-5	MILLER	BLANCO	NARCOTICS	WC	D	11/18/2008	30	0	30
INDIANA, SOUTHERN									
2009-1	MCKINNEY	HENNESSY	NARCOTICS	WC	D	12/05/2008	30	1	60
2009-2	MCKINNEY	KEENEY	NARCOTICS	WC	D	02/12/2009	30	0	30
2009-3	YOUNG	SWARTZ	NARCOTICS	WC	D	02/27/2009	30	1	60
2009-4	YOUNG	BLANCO	NARCOTICS	WC	D	03/30/2009	30	0	30
2009-5	BARKER	KEENEY	NARCOTICS	WC	D	04/24/2009	30	0	30
2009-6	BAKER	SWARTZ	NARCOTICS	WC	D	06/04/2009	30	0	30
2008-3	BARKER	KEENEY	NARCOTICS	WC	D	01/25/2008	30	1	60
2008-4	MCKINNEY	KEENEY	NARCOTICS	WC	D	05/13/2008	30	0	30
2008-5	MCKINNEY	KEENEY	NARCOTICS	WC	D	04/17/2008	30	1	60
2008-6	MCKINNEY	KEENEY	NARCOTICS	WC	D	05/23/2008	30	1	60
2008-7	BARKER	BIANCO	NARCOTICS	WC	D	06/09/2008	30	1	60
2008-8	MCKINNEY	SABIN	NARCOTICS	WC,WO	D	09/17/2008	30	0	30
2008-9	YOUNG	BLANCO	NARCOTICS	WC	D	08/26/2008	30	1	60
2008-10	YOUNG	BLANCO	NARCOTICS	WC	D	08/26/2008	30	1	60
2008-11	HAMILTON	BLANCO	NARCOTICS	WC	D	11/25/2008	30	0	30
2007-18	MCKINNEY	WARREN	NARCOTICS	WC	D	03/01/2007	30	0	30
2007-19	TINDER	KEENEY	NARCOTICS	WC	D	05/14/2007	30	0	30
IOWA, NORTHERN									
2009-1	READE	KEENEY	NARCOTICS	WC	D	01/17/2009	30	1	60
2009-2	READE	KEENEY	NARCOTICS	WC	D	04/06/2009	30	2	90
2009-3	READE	BIANCO	NARCOTICS	WC	D	06/16/2009	30	1	60

¹ The prosecuting official authorized the filing of the application under provisions of the state's statute. (See Table 1 for this state's statutory citation.)

² Type: WC = Cellular or Mobile Telephone (Wire), WS = Standard Telephone (Wire), WO = Other (Wire), OM = Microphone (Oral), OO = Other (Oral), ED = Digital Pager (Electronic), EE = Computer or E-Mail (Electronic), EF = Fax Machine (Electronic), EO = Other (Electronic).

³ Location: D = Portable Device, H = Personal Residence, B = Business, A = Public Area, O = Other Location, R = Roving (Relaxed Specification Order), N = Not Specified.

* The first four digits of the A.O. number represent the year in which the wiretap was terminated. Wiretaps that were terminated prior to 2009 were not reported previously because they were part of ongoing investigations.

TABLE A-1
UNITED STATES DISTRICT COURTS

CALENDAR YEAR 2009

**REPORT BY PROSECUTORS OF COURT-AUTHORIZED INTERCEPTS OF WIRE, ORAL, OR ELECTRONIC COMMUNICATIONS
PURSUANT TO 18 U.S.C. 2519**

A.O. Number *	Number of Days in Oper- ation ⁴	Average Inter- cepts per Day	Number of ⁵			Costs		Number of					
			Persons Inter- cepted	Intercepts	Incrim- inating Intercepts	Total Cost in \$	Other Than Manpower in \$	Arrests	Trials	Motions to Suppress Intercepts ⁶			Persons Con- victed
										G	D	P	
INDIANA, NORTHERN													
2009-1	60	15	53	926	376	59,818	6,200	2	-	-	-	-	-
2009-2	42	66	50	2,791	195	63,000	8,000	-	-	-	-	-	-
2009-3	60	90	96	5,378	636	RELATED TO NO. 2009-4		RELATED TO NO. 2009-4					
2009-4	48	63	44	3,041	1,166	246,969	6,732	15	-	-	-	-	-
2008-2	30	126	249	3,793	189	RELATED TO NO. 2008-4		RELATED TO NO. 2008-4					
2008-3	30	22	44	665	319	21,505	2,800	-	-	-	-	-	-
2008-4	30	115	334	3,461	1,412	188,982	3,705	22	-	1	-	1	-
2008-5	30	100	112	2,986	227	54,650	24,650	-	-	-	-	-	-
INDIANA, SOUTHERN													
2009-1	60	43	295	2,589	405	39,240	2,760	RELATED TO NO. 2008-11					
2009-2	18	37	102	674	80	14,954	4,010	RELATED TO NO. 2008-11					
2009-3	46	27	52	1,227	76	-	-	-	-	-	-	-	-
2009-4	29	76	51	2,216	206	227,957	6,350	-	-	-	-	-	-
2009-5	30	49	45	1,472	195	RELATED TO NO. 2009-6		RELATED TO NO. 2009-6					
2009-6	29	44	28	1,266	338	71,736	5,400	1	-	-	-	-	-
2008-3	60	136	107	8,139	671	-	-	-	-	-	-	-	-
2008-4	30	61	56	1,834	187	RELATED TO NO. 2008-5		RELATED TO NO. 2008-5					
2008-5	59	101	118	5,944	519	212,626	8,490	4	1	-	-	-	4
2008-6	60	72	22	4,292	1,736	72,800	2,800	16	-	-	-	-	-
2008-7	60	131	30	7,846	2,766	51,400	1,400	-	-	-	-	-	-
2008-8	30	368	321	11,053	1,160	59,277	3,890	4	-	-	-	-	1
2008-9	60	235	250	14,072	1,305	83,996	2,750	19	-	-	-	-	-
2008-10	60	235	250	14,072	1,305	83,996	2,750	19	-	-	-	-	13
2008-11	30	32	79	958	182	21,000	2,760	26	-	-	-	-	-
2007-18	22	61	48	1,351	224	39,732	1,520	7	-	-	-	-	7
2007-19	30	48	18	1,429	343	12,501	453	22	-	-	-	-	17
IOWA, NORTHERN													
2009-1	35	6	30	226	31	66,660	15,127	-	-	-	-	-	-
2009-2	77	39	169	2,977	530	141,816	16,127	23	-	-	-	-	-
2009-3	60	30	172	1,814	73	89,870	16,127	-	-	-	-	-	-

⁴ NI indicates never installed. I indicates installed but never used. NP indicates no prosecutor's report.

⁵ NR indicates not reported or could not be determined.

⁶ Motions: G = Granted, D = Denied, P = Pending.

* The first four digits of the A.O. number represent the year in which the wiretap was terminated. Wiretaps that were terminated prior to 2009 were not reported previously because they were part of ongoing investigations.

TABLE A-1
UNITED STATES DISTRICT COURTS

CALENDAR YEAR 2009

REPORT BY JUDGES OF COURT-AUTHORIZED INTERCEPTS OF WIRE, ORAL, OR ELECTRONIC COMMUNICATIONS PURSUANT TO 18 U.S.C. 2519									
A.O. Number *	Authorizing Official		Offense Specified	Intercept		Date of Application	Authorized Length		
	Judge	Attorney General¹		Type²	Location³		Original Order (Days)	Num-ber of Exten-sions	Total Length (Days)
IOWA, SOUTHERN									
2008-2	PRATT	HENNESSY	NARCOTICS	WC	D	11/17/2008	30	0	30
2007-3	PRATT	SABIN	CONSPIRACY	WC	D	06/19/2007	30	1	60
2007-4	PRATT	SABIN	CONSPIRACY	WC	D	08/04/2007	30	0	30
KANSAS									
2009-1	ROGERS	SWARTZ	NARCOTICS	WC	D	12/10/2008	30	1	60
2009-2	BROWN	SWARTZ	NARCOTICS	WC	D	12/17/2008	30	2	90
2009-3	BROWN	KEENEY	NARCOTICS	WC	D	01/17/2009	30	1	60
2009-4	ROGERS	KEENEY	NARCOTICS	WC	D	03/19/2009	30	0	30
2009-5	MURGUIA	BIANCO	NARCOTICS	WC	D	04/01/2009	30	0	30
2009-6	ROGERS	KEENEY	NARCOTICS	WC	D	05/01/2009	30	0	30
2009-7	MARTEN	SWARTZ	NARCOTICS	WC	D	07/22/2009	30	0	30
2009-8	BELOT	BIANCO	NARCOTICS	WC	D	08/18/2009	30	0	30
2009-9	BELOT	BIANCO	NARCOTICS	WC	D	08/18/2009	30	0	30
2008-10	MURGUIA	BIANCO	NARCOTICS	WC	D	02/25/2008	30	1	60
2008-11	MURGUIA	BIANCO	NARCOTICS	WC	D	04/03/2008	30	0	30
2008-12	MURGUIA	BIANCO	NARCOTICS	WC	D	04/24/2008	30	0	30
2008-13	ROGERS	MANDELKER	NARCOTICS	WC	D	09/15/2008	30	0	30
2008-14	ROGERS	BIANCO	NARCOTICS	WC	D	09/30/2008	30	0	30
2008-15	BROWN	KEENEY	NARCOTICS	WC	D	09/30/2008	30	0	30
2008-16	ROGERS	KEENEY	NARCOTICS	WC	D	10/29/2008	30	1	60
2008-17	ROGERS	SWARTZ	NARCOTICS	WC	D	11/10/2008	30	0	30
2008-18	BROWN	BIANCO	NARCOTICS	WC	D	11/13/2008	30	0	30
2007-13	MURGUIA	KEENEY	NARCOTICS	WC	D	08/31/2007	30	2	90
2007-14	MURGUIA	KEENEY	NARCOTICS	WC	D	08/31/2007	30	2	90
KENTUCKY, WESTERN									
2008-1	HEYBURN II	BLANCO	NARCOTICS	WC	D	09/10/2008	30	1	60
2007-1	HEYBURN II	FISHER	NARCOTICS	WC	D	09/24/2007	30	0	30
LOUISIANA, WESTERN									
2009-1	HAIK	FRIEDRICH	NARCOTICS	WC	D	01/15/2009	30	1	60
2009-2	HAIK	HENNESSEY	NARCOTICS	WC	D	01/15/2009	30	1	60

¹ The prosecuting official authorized the filing of the application under provisions of the state's statute. (See Table 1 for this state's statutory citation.)

² Type: WC = Cellular or Mobile Telephone (Wire), WS = Standard Telephone (Wire), WO = Other (Wire), OM = Microphone (Oral), OO = Other (Oral), ED = Digital Pager (Electronic), EE = Computer or E-Mail (Electronic), EF = Fax Machine (Electronic), EO = Other (Electronic).

³ Location: D = Portable Device, H = Personal Residence, B = Business, A = Public Area, O = Other Location, R = Roving (Relaxed Specification Order), N = Not Specified.

* The first four digits of the A.O. number represent the year in which the wiretap was terminated. Wiretaps that were terminated prior to 2009 were not reported previously because they were part of ongoing investigations.

TABLE A-1
UNITED STATES DISTRICT COURTS

CALENDAR YEAR 2009

**REPORT BY PROSECUTORS OF COURT-AUTHORIZED INTERCEPTS OF WIRE, ORAL, OR ELECTRONIC COMMUNICATIONS
PURSUANT TO 18 U.S.C. 2519**

A.O. Number *	Number of Days in Oper- ation ⁴	Average Inter- cepts per Day	Number of ⁵			Costs		Number of					
			Persons Inter- cepted	Intercepts	Incrim- inating Intercepts	Total Cost in \$	Other Than Manpower in \$	Arrests	Trials	Motions to Suppress Intercepts ⁶			Persons Conv- icted
										G	D	P	
IOWA, SOUTHERN													
2008-2	30	145	167	4,347	87	124,793	14,143	10	-	-	2	9	2
2007-3	45	22	87	968	623	72,647	5,345	17	1	-	-	-	16
2007-4	10	47	29	469	222	RELATED TO NO. 2007-3		RELATED TO NO. 2007-3					
KANSAS													
2009-1	60	80	98	4,824	1,044	108,128	44,030	-	-	-	-	-	-
2009-2	80	13	54	1,006	104	55,523	6,400	-	-	-	-	-	-
2009-3	50	10	57	497	72	2,600	2,600	-	-	-	-	-	-
2009-4	30	23	41	698	138	75,134	32,402	-	-	-	-	-	-
2009-5	14	147	14	2,052	27	22,225	3,200	-	-	-	-	-	-
2009-6	11	8	17	83	11	21,063	5,377	25	-	-	1	4	-
2009-7	9	90	18	806	533	7,988	3,200	-	-	-	-	-	-
2009-8	11	208	101	2,285	705	8,680	3,200	-	-	-	-	-	-
2009-9	11	199	101	2,187	705	8,680	3,200	-	-	-	-	-	-
2008-10	30	20	10	600	50	19,484	3,200	-	-	-	-	-	-
2008-11	27	20	12	539	27	19,484	3,200	-	-	-	-	-	-
2008-12	28	-	1	6	-	10,804	-	-	-	-	-	-	-
2008-13	26	63	38	1,633	215	56,764	32,430	-	-	-	-	-	-
2008-14	11	53	41	585	146	14,772	11,243	-	-	-	-	-	-
2008-15	27	145	13	3,918	450	81,208	19,000	1	-	-	-	-	-
2008-16	35	23	79	807	202	53,640	20,166	-	-	-	-	-	-
2008-17	22	27	52	585	57	41,071	23,266	-	-	-	-	-	-
2008-18	23	25	26	569	140	11,718	3,200	-	-	-	-	-	-
2007-13	79	44	33	3,482	146	RELATED TO NO. 2007-14		RELATED TO NO. 2007-14					
2007-14	89	61	261	5,465	1,461	49,719	1,700	20	1	-	2	-	19
KENTUCKY, WESTERN													
2008-1	60	146	285	8,785	1,604	86,326	1,840	26	-	-	-	-	-
2007-1	30	36	47	1,075	20	4,500	2,400	3	-	-	-	-	-
LOUISIANA, WESTERN													
2009-1	60	83	100	5,000	1,000	38,000	6,000	12	-	-	-	2	-
2009-2	60	55	60	3,307	300	147,660	53,910	24	-	-	-	-	-

⁴ NI indicates never installed. I indicates installed but never used. NP indicates no prosecutor's report.

⁵ NR indicates not reported or could not be determined.

⁶ Motions: G = Granted, D = Denied, P = Pending.

* The first four digits of the A.O. number represent the year in which the wiretap was terminated. Wiretaps that were terminated prior to 2009 were not reported previously because they were part of ongoing investigations.

TABLE A-1
UNITED STATES DISTRICT COURTS

CALENDAR YEAR 2009

**REPORT BY JUDGES OF COURT-AUTHORIZED INTERCEPTS OF WIRE, ORAL, OR ELECTRONIC COMMUNICATIONS
PURSUANT TO 18 U.S.C. 2519**

A.O. Number *	Authorizing Official		Offense Specified	Intercept		Date of Application	Authorized Length		
	Judge	Attorney General ¹		Type ²	Location ³		Original Order (Days)	Number of Extensions	Total Length (Days)
LOUISIANA, WESTERN (CONTINUED)									
2009-3	HAIK	CRISAFULL	NARCOTICS	WC	D	08/19/2009	30	1	60
2008-1	HICKS, JR.	SABIN	NARCOTICS	WC	D	02/15/2008	30	0	30
2008-2	HICKS, JR.	KEENEY	NARCOTICS	WC	D	06/10/2008	30	0	30
2008-3	HAIK	KEENEY	NARCOTICS	WC	D	08/25/2008	30	1	60
MAINE									
2009-1	HORNBY	FISHER	NARCOTICS	WC	D	01/05/2009	30	0	30
2009-2	SINGAL	FISHER	NARCOTICS	WC	D	10/28/2009	30	0	30
2009-3	SINGAL	KEENEY	NARCOTICS	WC	D	11/18/2009	30	0	30
2007-5	SINGAL	FISHER	NARCOTICS	WC	D	07/27/2007	30	1	60
2007-6	SINGAL	KEENEY	NARCOTICS	WC	D	07/27/2007	30	1	60
2007-7	SINGAL	FISHER	NARCOTICS	WC	D	09/06/2007	30	0	30
MARYLAND									
2009-1	MOTZ	KEENEY	NARCOTICS	WC	D	02/23/2009	30	1	60
2009-2	MOTZ	KEENEY	NARCOTICS	WC	D	03/10/2009	30	0	30
2009-3	MOTZ	KEENEY	NARCOTICS	WC	D	03/10/2009	30	0	30
2009-4	MOTZ	SWARTZ	NARCOTICS	WC	D	03/13/2009	30	0	30
2009-5	MOTZ	SWARTZ	NARCOTICS	WC	D	03/18/2009	30	0	60
2009-6	MOTZ	SWARTZ	NARCOTICS	WC	D	04/10/2009	30	0	30
2009-7	MOTZ	KEENEY	NARCOTICS	WC	D	04/10/2009	30	0	30
2009-8	MOTZ	KEENEY	NARCOTICS	WC	D	05/07/2009	30	0	30
2008-1	TITUS	SABIN	NARCOTICS	WC	D	01/04/2008	30	0	30
2008-2	TITUS	SABIN	NARCOTICS	WC	D	11/14/2007	30	2	90
2008-3	TITUS	SABIN	NARCOTICS	WC	D	11/14/2007	30	2	90
2007-5	BENNETT	SWARTZ	NARCOTICS	WC	D	07/03/2007	30	0	30
2007-6	BENNETT	SWARTZ	NARCOTICS	WC	D	07/26/2007	30	0	30
2007-7	BENNETT	KEENEY	NARCOTICS	WC	D	08/23/2007	30	0	30
2007-8	TITUS	SABIN	NARCOTICS	WC	D	11/14/2007	30	0	30
MASSACHUSETTS									
2009-1	ZOBEL	KEENEY	NARCOTICS	WC,TX	D	02/17/2009	30	0	30
2009-2	YOUNG	BIANCO	NARCOTICS	WC	D	03/02/2009	30	0	30

¹ The prosecuting official authorized the filing of the application under provisions of the state's statute. (See Table 1 for this state's statutory citation.)

² Type: WC = Cellular or Mobile Telephone (Wire), WS = Standard Telephone (Wire), WO = Other (Wire), OM = Microphone (Oral), OO = Other (Oral), ED = Digital Pager (Electronic), EE = Computer or E-Mail (Electronic), EF = Fax Machine (Electronic), EO = Other (Electronic).

³ Location: D = Portable Device, H = Personal Residence, B = Business, A = Public Area, O = Other Location, R = Roving (Relaxed Specification Order), N = Not Specified.

* The first four digits of the A.O. number represent the year in which the wiretap was terminated. Wiretaps that were terminated prior to 2009 were not reported previously because they were part of ongoing investigations.

TABLE A-1
UNITED STATES DISTRICT COURTS

CALENDAR YEAR 2009

**REPORT BY PROSECUTORS OF COURT-AUTHORIZED INTERCEPTS OF WIRE, ORAL, OR ELECTRONIC COMMUNICATIONS
PURSUANT TO 18 U.S.C. 2519**

A.O. Number *	Number of Days in Oper- ation ⁴	Average Inter- cepts per Day	Number of ⁵			Costs		Number of					
			Persons Inter- cepted	Intercepts	Incrim- inating Intercepts	Total Cost in \$	Other Than Manpower in \$	Arrests	Trials	Motions to Suppress Intercepts ⁶			Persons Con- victed
										G	D	P	
LOUISIANA, WESTERN (CONTINUED)													
2009-3	59	149	126	8,790	1,341	37,050	1,170	13	-	-	-	-	-
2008-1	11	37	9	405	27	37,803	1,500	1	-	-	-	-	1
2008-2	30	223	94	6,679	12	72,454	1,500	5	-	-	-	-	1
2008-3	60	120	41	7,189	656	72,464	3,000	10	-	-	-	-	-
MAINE													
2009-1	11	40	25	436	141	16,152	8,152	-	-	-	-	-	-
2009-2	21	116	33	2,435	763	34,000	2,500	-	-	-	-	-	-
2009-3	18	37	20	660	402	30,500	2,500	-	-	-	-	-	-
2007-5	60	62	190	3,698	710	RELATED TO NO. 2007-6		RELATED TO NO. 2007-6					
2007-6	60	62	190	3,698	710	50,435	23,840	29	1	-	7	-	29
2007-7	28	119	137	3,323	224	31,595	5,000	19	-	-	10	-	3
MARYLAND													
2009-1	52	65	265	3,405	932	242,725	1,250	24	-	-	-	-	-
2009-2	29	154	57	4,453	419	-	-	-	-	-	-	-	-
2009-3	30	111	159	3,341	528	-	-	-	-	-	-	-	-
2009-4	30	60	163	1,808	301	-	-	-	-	-	-	-	-
2009-5	60	191	30	11,446	1,094	133,941	47,077	13	-	-	-	-	13
2009-6	19	4	4	83	9	-	-	-	-	-	-	-	-
2009-7	29	5	4	135	39	-	-	-	-	-	-	-	-
2009-8	15	37	5	556	67	-	-	-	-	-	-	-	-
2008-1	23	18	41	406	111	RELATED TO NO. 2008-2		RELATED TO NO. 2008-2					
2008-2	79	32	236	2,535	1,439	181,050	4,960	6	-	-	-	-	-
2008-3	80	57	311	4,563	532	RELATED TO NO. 2008-2		RELATED TO NO. 2008-2					
2007-5	30	14	20	433	28	RELATED TO NO. 2007-7		RELATED TO NO. 2007-7					
2007-6	30	11	17	338	86	RELATED TO NO. 2007-7		RELATED TO NO. 2007-7					
2007-7	30	15	14	440	157	224,117	-	5	-	-	-	-	-
2007-8	30	2	30	68	27	RELATED TO NO. 2008-2		RELATED TO NO. 2008-2					
MASSACHUSETTS													
2009-1	17	88	20	1,500	445	67,000	2,000	5	-	-	-	-	-
2009-2	30	124	15	3,729	449	139,942	3,200	-	-	-	-	-	-

⁴ NI indicates never installed. I indicates installed but never used. NP indicates no prosecutor's report.

⁵ NR indicates not reported or could not be determined.

⁶ Motions: G = Granted, D = Denied, P = Pending.

* The first four digits of the A.O. number represent the year in which the wiretap was terminated. Wiretaps that were terminated prior to 2009 were not reported previously because they were part of ongoing investigations.

TABLE A-1
UNITED STATES DISTRICT COURTS

CALENDAR YEAR 2009

**REPORT BY JUDGES OF COURT-AUTHORIZED INTERCEPTS OF WIRE, ORAL, OR ELECTRONIC COMMUNICATIONS
PURSUANT TO 18 U.S.C. 2519**

A.O. Number *	Authorizing Official		Offense Specified	Intercept		Date of Application	Authorized Length		
	Judge	Attorney General ¹		Type ²	Location ³		Original Order (Days)	Number of Extensions	Total Length (Days)
MASSACHUSETTS (CONTINUED)									
2009-3	YOUNG	BIANCO	NARCOTICS	WC	D	04/15/2009	30	1	60
2009-4	YOUNG	BIANCO	NARCOTICS	WC	D	07/29/2009	30	0	30
2008-3	ZOBEL	ROTH	NARCOTICS	WC	D	02/20/2008	30	0	30
2008-4	ZOBEL	BIANCO	NARCOTICS	WC	D	03/21/2008	30	1	60
2008-5	TAURO	BIANCO	NARCOTICS	WC	D	04/17/2008	30	0	30
2008-6	WOODLOCK	BIANCO	NARCOTICS	WC	D	07/08/2008	30	0	30
2008-7	WOODLOCK	BIANCO	NARCOTICS	WC	D	05/27/2008	30	2	90
2008-8	WOODLOCK	BIANCO	NARCOTICS	WC	D	07/09/2008	30	1	60
2008-9	ZOBEL	BIANCO	NARCOTICS	WC	D	08/11/2008	30	0	30
2008-10	SARIS	KEENEY	NARCOTICS	WC	D	09/29/2008	30	2	90
2008-11	SARIS	SWARTZ	NARCOTICS	WC	D	11/26/2008	30	0	30
2007-27	YOUNG	WARREN	NARCOTICS	WC	D	05/24/2007	30	0	30
2007-28	YOUNG	KEENEY	NARCOTICS	WC	D	06/06/2007	30	0	30
2007-29	YOUNG	SABIN	NARCOTICS	WC	D	07/26/2007	30	0	30
MICHIGAN, EASTERN									
2009-1	STEEH	BIANCO	MURDER	WC	D	05/29/2009	30	0	30
2009-2	EDMUNDS	NO INFO	NARCOTICS	WC	D	06/10/2009	30	0	30
2009-3	STEEH	BIANCO	NARCOTICS	WC	D	06/16/2009	30	0	30
2009-4	FRIEDMAN	KEENEY	NARCOTICS	WC	D	11/23/2009	30	0	30
2008-13	COHN	KEENEY	CORRUPTION	WC	D	06/13/2007	30	6	210
2008-14	LAWSON	SWARTZ	EXTORTION	WC	D	09/12/2007	30	4	150
2008-15	CLELAND	ROTH	NARCOTICS	WC	D	02/27/2008	30	0	30
2008-16	HOOD	ROTH	NARCOTICS	WC	D	03/13/2008	30	0	30
2008-17	STEEH	ROTH	NARCOTICS	WC	D	02/21/2008	30	0	30
2008-18	LAWSON	KEENEY	CORRUPTION	WC	D	02/28/2008	30	0	30
2008-19	LAWSON	KEENEY	EXTORTION	WC	D	06/19/2007	30	9	300
2008-20	COHN	MENDALKER	NARCOTICS	WC	D	08/05/2008	30	1	60
2008-21	BORMAN	BIANCO	NARCOTICS	WC	D	10/30/2008	30	0	30
2008-22	BORMAN	SABIN	NARCOTICS	WC	D	09/11/2008	30	1	60

¹ The prosecuting official authorized the filing of the application under provisions of the state's statute. (See Table 1 for this state's statutory citation.)

² Type: WC = Cellular or Mobile Telephone (Wire), WS = Standard Telephone (Wire), WO = Other (Wire), OM = Microphone (Oral), OO = Other (Oral), ED = Digital Pager (Electronic), EE = Computer or E-Mail (Electronic), EF = Fax Machine (Electronic), EO = Other (Electronic).

³ Location: D = Portable Device, H = Personal Residence, B = Business, A = Public Area, O = Other Location, R = Roving (Relaxed Specification Order), N = Not Specified.

* The first four digits of the A.O. number represent the year in which the wiretap was terminated. Wiretaps that were terminated prior to 2009 were not reported previously because they were part of ongoing investigations.

TABLE A-1
UNITED STATES DISTRICT COURTS

CALENDAR YEAR 2009

REPORT BY PROSECUTORS OF COURT-AUTHORIZED INTERCEPTS OF WIRE, ORAL, OR ELECTRONIC COMMUNICATIONS
PURSUANT TO 18 U.S.C. 2519

A.O. Number *	Number of Days in Oper- ation ⁴	Average Inter- cepts per Day	Number of ⁵			Costs		Number of					
			Persons Inter- cepted	Intercepts	Incrim- inating Intercepts	Total Cost in \$	Other Than Manpower in \$	Arrests	Trials	Motions to Suppress Intercepts ⁶			Persons Conv- icted
										G	D	P	
MASSACHUSETTS (CONTINUED)													
2009-3	36	165	20	5,932	746	170,490	6,400	-	-	-	-	-	-
2009-4	11	177	20	1,947	169	83,886	6,400	2	-	-	-	-	-
2008-3	30	28	35	826	167	67,055	24,750	5	-	-	-	-	-
2008-4	32	83	98	2,659	466	526,020	74,700	-	-	-	-	-	-
2008-5	5	61	17	304	44	20,130	6,000	-	-	-	-	-	-
2008-6	30	8	51	244	29	89,900	1,700	6	-	-	-	-	-
2008-7	90	56	341	5,036	287	255,036	9,550	-	-	-	-	-	-
2008-8	35	60	122	2,101	537	-	-	-	-	-	-	-	-
2008-9	30	47	42	1,396	335	145,605	23,522	-	-	-	-	-	-
2008-10	81	170	321	13,730	1,376	232,339	4,900	10	-	-	-	-	-
2008-11	30	17	86	512	47	-	-	-	-	-	-	-	-
2007-27	9	56	30	508	154	126,843	-	16	-	-	-	-	-
2007-28	26	22	31	583	154	-	-	-	-	-	-	-	-
2007-29	29	12	-	358	-	-	-	-	-	-	-	-	-
MICHIGAN, EASTERN													
2009-1	30	184	80	5,521	669	121,500	4,500	19	-	-	-	-	-
2009-2	30	28	47	842	269	33,200	3,200	7	-	-	-	-	-
2009-3	24	112	23	2,676	409	82,140	1,500	-	-	-	-	-	-
2009-4	30	57	61	1,705	391	169,600	1,600	-	-	-	-	-	-
2008-13	210	101	366	21,298	680	260,408	4,525	-	-	-	-	-	-
2008-14	120	5	153	583	583	33,809	2,050	-	-	-	-	-	-
2008-15	9	152	30	1,372	-	50,448	1,200	-	-	-	-	-	-
2008-16	6	9	6	56	26	39,600	30,000	10	-	-	-	-	-
2008-17	28	164	90	4,600	1,400	37,583	1,050	2	1	-	-	-	2
2008-18	30	3	26	82	15	37,583	1,050	-	-	-	-	-	-
2008-19	300	4	310	1,225	1,179	355,888	4,240	-	-	-	-	-	-
2008-20	60	50	75	2,998	1,150	-	-	-	-	-	-	-	-
2008-21	9	138	5	1,239	-	11,377	1,875	-	-	-	-	-	-
2008-22	60	162	26	9,745	270	156,112	1,250	-	-	-	-	-	-

⁴ NI indicates never installed. I indicates installed but never used. NP indicates no prosecutor's report.

⁵ NR indicates not reported or could not be determined.

⁶ Motions: G = Granted, D = Denied, P = Pending.

* The first four digits of the A.O. number represent the year in which the wiretap was terminated. Wiretaps that were terminated prior to 2009 were not reported previously because they were part of ongoing investigations.

TABLE A-1
UNITED STATES DISTRICT COURTS

CALENDAR YEAR 2009

**REPORT BY JUDGES OF COURT-AUTHORIZED INTERCEPTS OF WIRE, ORAL, OR ELECTRONIC COMMUNICATIONS
PURSUANT TO 18 U.S.C. 2519**

A.O. Number *	Authorizing Official		Offense Specified	Intercept		Date of Application	Authorized Length		
	Judge	Attorney General ¹		Type ²	Location ³		Original Order (Days)	Number of Extensions	Total Length (Days)
MICHIGAN, EASTERN (CONTINUED)									
2008-23	EDMUNDS	BIANCO	NARCOTICS	WC	D	09/16/2008	30	1	60
2008-24	BORMAN	BIANCO	NARCOTICS	WC	D	10/30/2008	30	0	30
2008-25	COHN	KEENEY	NARCOTICS	WC	D	10/07/2008	30	1	60
2007-16	LAWSON	KEENEY	EXTORTION	WC	D	12/03/2007	30	0	30
2006-18	BORMAN	KEENEY	NARCOTICS	WC	D	09/19/2006	30	1	60
MICHIGAN, WESTERN									
2009-1	EDMUNDS	BLANCO	NARCOTICS	WC	D	04/24/2009	30	0	30
MINNESOTA									
2009-1	DAVIS	KEENEY	NARCOTICS	WC,TX	D	02/13/2009	30	0	30
2009-2	DAVIS	GRINDLER	FIREARMS	WC	D	07/02/2009	30	0	30
2009-3	DAVIS	GRINDLER	FIREARMS	WC	D	10/19/2009	30	0	30
2008-4	ROSENBAUM	SABIN	NARCOTICS	WC	D	05/21/2008	30	0	30
2008-5	ROSENBAUM	MENDALKER	NARCOTICS	WC	D	07/29/2008	30	0	30
2008-6	ROSENBAUM	SWARTZ	NARCOTICS	WC	D	06/26/2008	30	1	60
2008-7	DAVIS	HENNESSY	NARCOTICS	WC	D	01/13/2009	30	2	90
2007-14	ROSENBAUM	KEENEY	NARCOTICS	WC	D	04/12/2007	30	1	60
MISSISSIPPI, NORTHERN									
2008-1	MILLS	MENDALKER	NARCOTICS	WC	D	07/01/2008	30	0	30
2008-2	MILLS	SWARTZ	NARCOTICS	WC	D	07/24/2008	30	0	30
2008-3	MILLS	MENDALKER	NARCOTICS	WC	D	06/01/2008	30	1	60
2008-4	MILLS	MENDALKER	NARCOTICS	WC	D	11/13/2008	30	0	30
2008-5	MILLS	KEENEY	NARCOTICS	WC	D	11/13/2008	30	0	30
2007-3	BIGGERS	KEENEY	BRIBERY	WC	D	09/25/2007	30	1	60
2007-4	BIGGERS	ROTH	BRIBERY	WC	D	10/16/2007	30	0	30
2007-5	MILLS	KEENEY	NARCOTICS	WC	D	09/25/2007	30	1	60
MISSOURI, EASTERN									
2009-1	HAMILTON	BIANCO	NARCOTICS	WC	D	10/30/2008	30	2	90
2009-2	HAMILTON	BIANCO	NARCOTICS	WC	D	10/31/2008	30	1	60
2009-3	HAMILTON	HENNESSY	NARCOTICS	WC	D	11/25/2008	30	1	60
2009-4	PERRY	SWARTZ	NARCOTICS	WC	D	12/31/2008	30	0	30

¹ The prosecuting official authorized the filing of the application under provisions of the state's statute. (See Table 1 for this state's statutory citation.)

² Type: WC = Cellular or Mobile Telephone (Wire), WS = Standard Telephone (Wire), WO = Other (Wire), OM = Microphone (Oral), OO = Other (Oral), ED = Digital Pager (Electronic), EE = Computer or E-Mail (Electronic), EF = Fax Machine (Electronic), EO = Other (Electronic).

³ Location: D = Portable Device, H = Personal Residence, B = Business, A = Public Area, O = Other Location, R = Roving (Relaxed Specification Order), N = Not Specified.

* The first four digits of the A.O. number represent the year in which the wiretap was terminated. Wiretaps that were terminated prior to 2009 were not reported previously because they were part of ongoing investigations.

TABLE A-1
UNITED STATES DISTRICT COURTS

CALENDAR YEAR 2009

**REPORT BY PROSECUTORS OF COURT-AUTHORIZED INTERCEPTS OF WIRE, ORAL, OR ELECTRONIC COMMUNICATIONS
PURSUANT TO 18 U.S.C. 2519**

A.O. Number *	Number of Days in Oper- ation ⁴	Average Inter- cepts per Day	Number of ⁵			Costs		Number of					
			Persons Inter- cepted	Intercepts	Incrim- inating Intercepts	Total Cost in \$	Other Than Manpower in \$	Arrests	Trials	Motions to Suppress Intercepts ⁶			Persons Conv- icted
										G	D	P	
MICHIGAN, EASTERN (CONTINUED)													
2008-23	58	17	60	1,013	213	65,772	37,932	-	-	-	-	-	-
2008-24	9	138	5	1,239	-	11,377	1,875	-	-	-	-	-	-
2008-25	60	110	50	6,585	2,087	178,331	15,024	3	-	-	-	-	-
2007-16	1	1	3	1	1	686	100	-	-	-	-	-	-
2006-18	57	79	44	4,524	857	87,634	1,400	8	-	-	-	-	-
MICHIGAN, WESTERN													
2009-1	30	165	225	4,950	728	38,480	2,000	-	-	-	-	-	-
MINNESOTA													
2009-1	30	105	33	3,162	615	36,000	6,000	3	-	-	-	-	-
2009-2	10	1	3	14	8	59,535	36,000	1	-	-	-	-	1
2009-3	26	14	18	365	116	82,332	9,600	1	-	-	-	-	-
2008-4	5	29	10	143	11	4,092	475	-	-	-	-	-	-
2008-5	10	10	10	99	3	20,700	20,000	-	-	-	-	-	-
2008-6	60	47	30	2,837	576	-	-	9	-	-	-	-	9
2008-7	30	333	30	10,000	5,000	147,160	17,160	30	-	-	-	-	-
2007-14	60	89	157	5,330	358	30,916	2,000	6	-	10	-	-	6
MISSISSIPPI, NORTHERN													
2008-1	7	223	20	1,558	2	8,070	4,005	-	-	-	-	-	-
2008-2	13	54	11	700	20	14,876	7,438	-	-	-	-	-	-
2008-3	35	65	10	2,289	145	46,588	3,028	-	-	-	-	-	-
2008-4	23	233	10	5,353	170	43,941	1,989	-	-	-	-	-	-
2008-5	30	283	65	8,502	384	25,000	10,000	-	-	-	-	-	-
2007-3	42	47	97	1,977	95	86,050	3,457	1	-	-	-	-	3
2007-4	23	52	68	1,188	29	47,376	3,457	1	-	-	-	-	2
2007-5	60	11	41	657	100	38,145	3,816	-	-	-	-	-	-
MISSOURI, EASTERN													
2009-1	81	77	31	6,214	1,688	51,248	2,000	-	-	-	-	-	-
2009-2	60	44	11	2,658	865	11,667	2,000	3	-	-	-	-	-
2009-3	51	24	21	1,217	444	50,748	1,500	-	-	-	-	-	-
2009-4	30	67	19	2,018	286	19,240	1,000	2	-	-	-	-	-

⁴ NI indicates never installed. I indicates installed but never used. NP indicates no prosecutor's report.

⁵ NR indicates not reported or could not be determined.

⁶ Motions: G = Granted, D = Denied, P = Pending.

* The first four digits of the A.O. number represent the year in which the wiretap was terminated. Wiretaps that were terminated prior to 2009 were not reported previously because they were part of ongoing investigations.

TABLE A-1
UNITED STATES DISTRICT COURTS

CALENDAR YEAR 2009

**REPORT BY JUDGES OF COURT-AUTHORIZED INTERCEPTS OF WIRE, ORAL, OR ELECTRONIC COMMUNICATIONS
PURSUANT TO 18 U.S.C. 2519**

A.O. Number *	Authorizing Official		Offense Specified	Intercept		Date of Application	Authorized Length		
	Judge	Attorney General ¹		Type ²	Location ³		Original Order (Days)	Number of Extensions	Total Length (Days)
MISSOURI, EASTERN CONTINUED)									
2009-5	SIPPEL	BIANCO	NARCOTICS	WC	D	01/13/2009	30	0	30
2009-6	HAMILTON	MORTON	NARCOTICS	WC	D	04/03/2009	30	0	30
2009-7	SIPPEL	KEENEY	NARCOTICS	WC	D	04/17/2009	30	0	30
2009-8	SIPPEL	BIANCO	NARCOTICS	WC	D	06/11/2009	30	1	60
2008-13	SHAW	SWARTZ	NARCOTICS	WC	D	05/13/2008	30	0	30
2008-14	SIPPEL	MANDELKER	NARCOTICS	WC	D	07/23/2008	30	0	30
2008-15	LIMBAUGH	BIANCO	NARCOTICS	WC	D	07/18/2008	30	0	30
2008-16	AUTREY	KEENEY	NARCOTICS	WC,TX	D	09/03/2008	30	0	30
2008-17	AUTREY	KEENEY	NARCOTICS	WC,TX	D	09/22/2008	30	2	90
2008-18	AUTREY	KEENEY	NARCOTICS	WC,TX	D	10/23/2008	30	1	60
2008-19	HAMILTON	BIANCO	NARCOTICS	WC,TX	D	10/07/2008	30	1	60
2007-23	SHAW	SABIN	NARCOTICS	WC,WS	D,B	12/14/2006	30	1	60
2006-13	AUTREY	SABIN	NARCOTICS	WC,WS	D,B	09/07/2006	30	0	30
2006-14	STOHR	WARREN	NARCOTICS	WC,WS	D,B	11/01/2006	30	0	30
2006-15	STOHR	WARREN	FIREARMS	WC	D	11/20/2006	30	2	90
2006-16	SHAW	FISHER	FIREARMS	WC	D	12/01/2006	30	0	30
MISSOURI, WESTERN									
2009-1	KAYS	KEENEY	NARCOTICS	WC,WS	D,H,O	12/11/2008	30	1	60
2009-2	KAYS	KEENEY	GAMBLING	WS	H	01/22/2009	30	1	60
2009-3	SMITH	KEENEY	NARCOTICS	WC	D	02/09/2009	30	0	30
2009-4	SMITH	SWARTZ	NARCOTICS	WC	D	03/03/2009	30	0	30
2009-5	SMITH	BIANCO	NARCOTICS	WC	D	03/27/2009	30	0	30
2009-6	SMITH	BIANCO	NARCOTICS	WC	D	04/10/2009	30	2	90
2008-28	LAUGHREY	MEINERS	FRAUD	WC,WS	D,H	05/09/2008	30	1	60
2008-29	SMITH	SWARTZ	NARCOTICS	WC	D	06/20/2008	30	1	60
2008-30	LAUGHREY	BLANCO	CONSPIRACY	WC	D	07/01/2008	30	1	60
MONTANA									
2009-1	MOLLOY	MANDELKER	NARCOTICS	WC	D	03/20/2009	30	0	30

¹ The prosecuting official authorized the filing of the application under provisions of the state's statute. (See Table 1 for this state's statutory citation.)

² Type: WC = Cellular or Mobile Telephone (Wire), WS = Standard Telephone (Wire), WO = Other (Wire), OM = Microphone (Oral), OO = Other (Oral), ED = Digital Pager (Electronic), EE = Computer or E-Mail (Electronic), EF = Fax Machine (Electronic), EO = Other (Electronic).

³ Location: D = Portable Device, H = Personal Residence, B = Business, A = Public Area, O = Other Location, R = Roving (Relaxed Specification Order), N = Not Specified.

* The first four digits of the A.O. number represent the year in which the wiretap was terminated. Wiretaps that were terminated prior to 2009 were not reported previously because they were part of ongoing investigations.

TABLE A-1
UNITED STATES DISTRICT COURTS

CALENDAR YEAR 2009

**REPORT BY PROSECUTORS OF COURT-AUTHORIZED INTERCEPTS OF WIRE, ORAL, OR ELECTRONIC COMMUNICATIONS
PURSUANT TO 18 U.S.C. 2519**

A.O. Number *	Number of Days in Operation ⁴	Average Intercepts per Day	Number of ⁵			Costs		Number of					
			Persons Intercepted	Intercepts	Incriminating Intercepts	Total Cost in \$	Other Than Manpower in \$	Arrests	Trials	Motions to Suppress Intercepts ⁶			Persons Convicted
										G	D	P	
MISSOURI, EASTERN CONTINUED)													
2009-5	18	41	16	733	117	6,800	1,000	6	-	-	-	-	-
2009-6	29	14	4	420	22	5,263	-	1	-	-	-	-	-
2009-7	15	83	NR	1,251	NR	10,890	-	-	-	-	-	-	-
2009-8	60	26	12	1,542	688	54,720	33,600	-	-	-	-	-	-
2008-13	30	134	141	4,007	794	25,230	20	1	-	-	-	-	-
2008-14	20	105	11	2,094	325	19,934	-	1	-	-	-	-	-
2008-15	30	7	21	217	107	9,667	-	-	-	-	-	-	-
2008-16	30	19	10	567	111	15,400	6,400	-	-	-	-	-	-
2008-17	90	98	46	8,802	1,852	16,916	-	2	-	-	-	-	-
2008-18	60	3	10	158	43	9,667	-	-	-	-	-	-	-
2008-19	60	199	31	11,921	946	12,800	-	-	-	-	-	-	-
2007-23	60	170	154	10,204	450	45,626	60	RELATED TO NO. 2006-13					
2006-13	30	132	285	3,947	415	68,323	10	1	-	-	-	-	-
2006-14	30	162	242	4,870	151	28,811	30	RELATED TO NO. 2006-13					
2006-15	41	106	161	4,346	121	44,792	90	8	-	-	-	-	7
2006-16	30	188	20	5,639	66	RELATED TO NO. 2006-15		RELATED TO NO. 2006-15					
MISSOURI, WESTERN													
2009-1	57	31	170	1,753	619	5,000	5,000	-	-	-	-	-	-
2009-2	56	6	19	308	236	8,500	8,500	-	-	-	-	-	-
2009-3	30	149	188	4,472	470	-	-	-	-	-	-	-	-
2009-4	9	85	31	765	67	-	-	-	-	-	-	-	-
2009-5	22	60	78	1,327	81	-	-	-	-	-	-	-	-
2009-6	64	130	167	8,310	1,282	321,131	12,000	21	-	-	-	-	-
2008-28	60	140	799	8,381	388	377,000	7,000	-	-	-	-	-	-
2008-29	53	106	95	5,643	1,614	64,766	9,000	39	-	-	-	-	19
2008-30	60	242	167	14,492	2,008	160,083	10,000	16	-	-	1	-	16
MONTANA													
2009-1	NI	-	-	-	-	-	-	-	-	-	-	-	-

⁴ NI indicates never installed. I indicates installed but never used. NP indicates no prosecutor's report.

⁵ NR indicates not reported or could not be determined.

⁶ Motions: G = Granted, D = Denied, P = Pending.

* The first four digits of the A.O. number represent the year in which the wiretap was terminated. Wiretaps that were terminated prior to 2009 were not reported previously because they were part of ongoing investigations.

TABLE A-1
UNITED STATES DISTRICT COURTS

CALENDAR YEAR 2009

**REPORT BY JUDGES OF COURT-AUTHORIZED INTERCEPTS OF WIRE, ORAL, OR ELECTRONIC COMMUNICATIONS
PURSUANT TO 18 U.S.C. 2519**

A.O. Number *	Authorizing Official		Offense Specified	Intercept		Date of Application	Authorized Length		
	Judge	Attorney General ¹		Type ²	Location ³		Original Order (Days)	Number of Extensions	Total Length (Days)
NEBRASKA									
2008-2	STROM	SABIN	CONSPIRACY	WC	D	08/12/2008	30	1	60
2008-3	BATAILLON	SWARTZ	CONSPIRACY	WC	D	10/03/2008	30	1	60
NEVADA									
2009-1	PRO	BLANCO	NARCOTICS	WC	D	10/27/2008	30	4	150
2009-2	HUNT	MARTIN	NARCOTICS	WC	D	11/14/2008	30	1	60
2009-3	DAWSON	JOHNSON	\$LAUNDERING	WC,WS	D,B,H	01/16/2009	30	2	90
2009-4	HUNT	BLANCO	NARCOTICS	WC	D	01/26/2009	30	0	30
2009-5	MAHAN	JOHNSON	NARCOTICS	WC	D	06/18/2009	30	0	30
2008-6	MAHAN	MARTIN	NARCOTICS	WC	D	12/18/2007	30	0	30
2008-7	MAHAN	MARTIN	NARCOTICS	WC	D	01/11/2008	30	0	30
2008-8	MAHAN	MARTIN	NARCOTICS	WC	D	02/11/2008	30	1	60
2008-9	MAHAN	MARTIN	NARCOTICS	WC	D	02/25/2008	30	1	60
2008-10	HUNT	MARTIN	NARCOTICS	WC	D	08/07/2008	30	0	30
2008-11	HUNT	MARTIN	NARCOTICS	WC	D	08/27/2008	30	1	60
2008-12	HUNT	MARTIN	NARCOTICS	WC	D	09/29/2008	30	1	60
2008-13	SANDOVAL	BLANCO	NARCOTICS	WC	D	11/24/2008	30	0	30
2007-7	MAHAN	MARTIN	NARCOTICS	WC	D	11/29/2007	30	0	30
2006-6	DAWSON	WARREN	NARCOTICS	WC	D	10/24/2006	30	1	60
NEW JERSEY									
2009-1	HOCHBERG	BLANCO	NARCOTICS	WC	D	02/13/2009	30	0	30
2009-2	GREENAWAY	BLANCO	NARCOTICS	WC	D	03/23/2009	30	1	60
2009-3	HOCHBERG	GRINDLER	NARCOTICS	WC	D	04/22/2009	30	0	30
2009-4	KUGLER	BLANCO	NARCOTICS	WC	D	05/21/2009	30	0	30
2009-5	HOCHBERG	BLANCO	NARCOTICS	WC	D	05/28/2009	30	0	30
2009-6	MARTINI	SWARTZ	NARCOTICS	WC	D	06/17/2009	30	2	90
2009-7	MARTINI	BLANCO	NARCOTICS	WC	D	06/23/2009	30	1	60
2009-8	MARTINI	KEENEY	NARCOTICS	WC	D	07/22/2009	30	2	90
2009-9	MARTINI	KEENEY	NARCOTICS	WC	D	08/12/2009	30	0	30
2009-10	CHESLER	BLANCO	NARCOTICS	WC	D	09/11/2009	30	0	30
2009-11	MARTINI	WEINSTEIN	NARCOTICS	WC	D	09/18/2009	30	0	30

¹ The prosecuting official authorized the filing of the application under provisions of the state's statute. (See Table 1 for this state's statutory citation.)

² Type: WC = Cellular or Mobile Telephone (Wire), WS = Standard Telephone (Wire), WO = Other (Wire), OM = Microphone (Oral), OO = Other (Oral), ED = Digital Pager (Electronic), EE = Computer or E-Mail (Electronic), EF = Fax Machine (Electronic), EO = Other (Electronic).

³ Location: D = Portable Device, H = Personal Residence, B = Business, A = Public Area, O = Other Location, R = Roving (Relaxed Specification Order), N = Not Specified.

* The first four digits of the A.O. number represent the year in which the wiretap was terminated. Wiretaps that were terminated prior to 2009 were not reported previously because they were part of ongoing investigations.

TABLE A-1
UNITED STATES DISTRICT COURTS

CALENDAR YEAR 2009

**REPORT BY PROSECUTORS OF COURT-AUTHORIZED INTERCEPTS OF WIRE, ORAL, OR ELECTRONIC COMMUNICATIONS
PURSUANT TO 18 U.S.C. 2519**

A.O. Number *	Number of Days in Operation ⁴	Average Inter- cepts per Day	Number of ⁵			Costs		Number of					
			Persons Inter- cepted	Intercepts	Incrim- inating Intercepts	Total Cost in \$	Other Than Manpower in \$	Arrests	Trials	Motions to Suppress Intercepts ⁶			Persons Con- victed
										G	D	P	
NEBRASKA													
2008-2	57	56	76	3,217	775	109,866	4,400	RELATED TO NO. 2008-3					
2008-3	58	50	90	2,889	724	117,041	4,400	18	2	-	-	-	18
NEVADA													
2009-1	139	57	32	7,962	1,268	44,558	10,000	-	-	-	-	-	-
2009-2	47	11	96	503	123	28,173	8,653	1	-	-	-	-	-
2009-3	90	258	1,133	23,189	9,950	724,021	19,872	2	-	-	-	-	2
2009-4	17	1	6	15	2	12,959	2,500	-	-	-	-	-	-
2009-5	30	10	12	299	45	63,526	2,100	-	-	-	-	-	-
2008-6	27	27	129	734	259	RELATED TO NO. 2007-7		RELATED TO NO. 2007-7					
2008-7	28	13	80	372	102	RELATED TO NO. 2007-7		RELATED TO NO. 2007-7					
2008-8	51	23	89	1,189	286	RELATED TO NO. 2007-7		RELATED TO NO. 2007-7					
2008-9	40	26	160	1,046	344	RELATED TO NO. 2007-7		RELATED TO NO. 2007-7					
2008-10	14	-	4	6	2	28,173	8,653	1	-	-	-	-	-
2008-11	59	45	233	2,651	980	28,173	8,653	1	-	-	-	-	-
2008-12	46	11	46	488	289	28,173	8,653	1	-	-	-	-	-
2008-13	18	68	79	1,219	449	91,906	37,410	5	-	-	-	-	-
2007-7	18	93	81	1,671	118	12,161	3,486	10	-	-	-	-	10
2006-6	49	158	48	7,743	557	112,690	34,612	3	-	-	-	-	-
NEW JERSEY													
2009-1	7	4	13	28	21	4,343	-	RELATED TO NO. 2009-5					
2009-2	50	19	89	967	771	31,024	-	RELATED TO NO. 2009-5					
2009-3	20	6	21	130	58	12,409	-	RELATED TO NO. 2009-5					
2009-4	11	134	65	1,474	83	50,531	1,680	-	-	-	-	-	-
2009-5	30	26	53	788	337	18,614	-	18	-	-	-	-	-
2009-6	89	39	87	3,513	548	177,200	2,000	2	-	-	-	-	-
2009-7	58	44	130	2,548	721	39,983	2,820	-	-	-	-	-	-
2009-8	83	28	102	2,338	953	81,125	5,520	-	-	-	-	-	-
2009-9	14	12	41	166	114	11,546	2,600	-	-	-	-	-	-
2009-10	30	17	78	508	136	19,796	625	-	-	-	-	-	-
2009-11	30	25	60	753	288	41,562	4,300	-	-	-	-	-	-

⁴ NI indicates never installed. I indicates installed but never used. NP indicates no prosecutor's report.

⁵ NR indicates not reported or could not be determined.

⁶ Motions: G = Granted, D = Denied, P = Pending.

* The first four digits of the A.O. number represent the year in which the wiretap was terminated. Wiretaps that were terminated prior to 2009 were not reported previously because they were part of ongoing investigations.

TABLE A-1
UNITED STATES DISTRICT COURTS

CALENDAR YEAR 2009

**REPORT BY JUDGES OF COURT-AUTHORIZED INTERCEPTS OF WIRE, ORAL, OR ELECTRONIC COMMUNICATIONS
PURSUANT TO 18 U.S.C. 2519**

A.O. Number *	Authorizing Official		Offense Specified	Intercept		Date of Application	Authorized Length		
	Judge	Attorney General ¹		Type ²	Location ³		Original Order (Days)	Number of Extensions	Total Length (Days)
NEW JERSEY (CONTINUED)									
2009-12	MARTINI	KEENEY	NARCOTICS	WC	D	09/23/2009	30	0	30
2008-5	SCRIVEN	ROTH	NARCOTICS	WC,TX	D	03/10/2008	30	0	30
2008-6	CAVANAUGH	SABIN	NARCOTICS	WC	D	04/03/2008	30	1	60
2008-7	KUGLER	KEENEY	FRAUD	WC	D	02/04/2008	30	3	120
2008-8	GREENAWAY	ROTH	NARCOTICS	WC	D	02/25/2008	30	2	90
2008-9	SHERIDAN	MENDALKER	NARCOTICS	WC,TX	D	07/17/2008	30	0	30
2008-10	HAYDEN	KEENEY	THEFT	EE	D	08/08/2008	30	0	30
2008-11	VITALIANO	SABIN	NARCOTICS	WC,WS	D,B	08/12/2008	30	1	60
2007-4	HAYDEN	SABIN	NARCOTICS	WC	D	04/04/2007	30	0	30
2007-5	GREENAWAY	FISHER	NARCOTICS	WC	D	03/06/2007	30	1	60
2007-6	GREENAWAY	FISHER	NARCOTICS	WC	D	04/26/2007	30	0	30
2006-6	SIMANDLE	WARREN	MURDER	WC	D	02/27/2006	30	0	30
2006-7	SIMANDLE	KEENEY	MURDER	WC	D	03/15/2006	30	0	30
NEW MEXICO									
2009-1	BLACK	BIANCO	NARCOTICS	WC	D	12/03/2008	30	1	60
2009-2	HANSEN	GRINDER	NARCOTICS	WC	D	08/22/2009	30	0	30
2008-10	BROWNING	KEENEY	EXTORTION	WC	D	05/30/2008	30	0	30
2008-11	BROWNING	KEENEY	EXTORTION	WC	D	06/04/2008	30	0	30
2008-12	HANSEN	BLANCO	NARCOTICS	WC	D	06/16/2008	30	0	30
2008-13	HANSEN	ROTH	NARCOTICS	WC	D	04/30/2008	30	1	60
2008-14	MARTIN	KEENEY	NARCOTICS	WC	D	06/11/2008	30	0	30
2008-15	HANSEN	SWARTZ	NARCOTICS	WC	D	07/23/2008	30	0	30
2008-16	HANSEN	SWARTZ	NARCOTICS	WC	D	09/30/2008	30	0	30
2008-17	JOHNSON	BLANCO	NARCOTICS	WC	D	11/12/2008	30	0	30
2008-18	BLACK	BIANCO	NARCOTICS	WC	D	10/27/2008	30	1	60
NEW YORK, EASTERN									
2009-1	VITALIANO	KEENEY	NARCOTICS	WC	D	12/15/2008	30	0	30
2009-2	VITALIANO	KEENEY	NARCOTICS	WC	D	01/30/2009	30	0	30
2009-3	VITALIANO	HENNESSY	NARCOTICS	WC	D	02/26/2009	30	0	30
2009-4	VITALIANO	MORTON	NARCOTICS	WC	D	04/22/2009	30	0	30

¹ The prosecuting official authorized the filing of the application under provisions of the state's statute. (See Table 1 for this state's statutory citation.)

² Type: WC = Cellular or Mobile Telephone (Wire), WS = Standard Telephone (Wire), WO = Other (Wire), OM = Microphone (Oral), OO = Other (Oral), ED = Digital Pager (Electronic), EE = Computer or E-Mail (Electronic), EF = Fax Machine (Electronic), EO = Other (Electronic).

³ Location: D = Portable Device, H = Personal Residence, B = Business, A = Public Area, O = Other Location, R = Roving (Relaxed Specification Order), N = Not Specified.

* The first four digits of the A.O. number represent the year in which the wiretap was terminated. Wiretaps that were terminated prior to 2009 were not reported previously because they were part of ongoing investigations.

TABLE A-1
UNITED STATES DISTRICT COURTS

CALENDAR YEAR 2009

**REPORT BY PROSECUTORS OF COURT-AUTHORIZED INTERCEPTS OF WIRE, ORAL, OR ELECTRONIC COMMUNICATIONS
PURSUANT TO 18 U.S.C. 2519**

A.O. Number *	Number of Days in Operation ⁴	Average Inter-cepts per Day	Number of ⁵			Costs		Number of					
			Persons Inter-cepted	Intercepts	Incrim-inating Intercepts	Total Cost in \$	Other Than Manpower in \$	Arrests	Trials	Motions to Suppress Intercepts ⁶			Persons Con- victed
										G	D	P	
NEW JERSEY (CONTINUED)													
2009-12	20	69	76	1,374	545	42,462	5,200	-	-	-	-	-	-
2008-5	30	18	19	530	56	38,439	-	-	-	-	-	-	-
2008-6	36	99	34	3,578	382	RELATED TO NO. 2008-8		-	-	-	-	-	-
2008-7	100	208	65	20,787	3,997	71,000	6,000	-	-	-	-	-	-
2008-8	88	85	112	7,487	1,178	53,980	7,500	-	-	-	-	-	-
2008-9	8	375	40	3,000	280	47,894	5,200	11	-	-	-	-	-
2008-10	28	12	1	342	228	-	-	-	-	-	-	-	-
2008-11	60	37	100	2,217	399	32,591	2,246	7	-	-	-	-	-
2007-4	7	46	20	321	39	10,000	-	6	-	-	-	-	6
2007-5	55	53	305	2,889	1,322	97,659	11,000	23	-	-	-	-	-
2007-6	5	43	39	215	123	RELATED TO NO. 2007-5		RELATED TO NO. 2007-5					
2006-6	30	115	29	3,438	330	29,718	-	-	-	-	-	-	-
2006-7	30	79	13	2,370	144	29,773	-	-	-	-	-	-	-
NEW MEXICO													
2009-1	60	71	345	4,242	481	106,414	54,684	-	-	-	-	-	-
2009-2	27	227	18	6,136	453	20,245	3,200	-	-	-	-	-	-
2008-10	15	1	2	14	13	11,066	2,050	3	-	-	-	-	1
2008-11	10	-	-	-	-	RELATED TO NO. 2008-10		ELATED TO NO. 2008-10					
2008-12	14	21	17	295	92	RELATED TO NO. 2008-17		RELATED TO NO. 2008-17					
2008-13	58	52	132	3,026	493	RELATED TO NO. 2008-14		RELATED TO NO. 2008-14					
2008-14	30	45	40	1,353	266	199,401	12,600	11	-	-	-	-	5
2008-15	30	52	43	1,548	610	RELATED TO NO. 2008-17		RELATED TO NO. 2008-17					
2008-16	15	24	24	364	152	RELATED TO NO. 2008-17		RELATED TO NO. 2008-17					
2008-17	29	134	132	3,878	2,489	218,484	8,150	8	-	-	-	-	3
2008-18	60	72	213	4,340	141	62,125	5,395	-	-	-	-	-	-
NEW YORK, EASTERN													
2009-1	30	14	10	413	117	16,011	1,700	2	-	-	-	-	2
2009-2	5	7	2	37	2	3,133	74	RELATED TO NO. 2009-1					
2009-3	30	139	210	4,171	489	18,415	2,300	RELATED TO NO. 2009-1					
2009-4	13	7	9	86	11	6,147	1,020	RELATED TO NO. 2009-1					

⁴ NI indicates never installed. I indicates installed but never used. NP indicates no prosecutor's report.

⁵ NR indicates not reported or could not be determined.

⁶ Motions: G = Granted, D = Denied, P = Pending.

* The first four digits of the A.O. number represent the year in which the wiretap was terminated. Wiretaps that were terminated prior to 2009 were not reported previously because they were part of ongoing investigations.

TABLE A-1
UNITED STATES DISTRICT COURTS

CALENDAR YEAR 2009

REPORT BY JUDGES OF COURT-AUTHORIZED INTERCEPTS OF WIRE, ORAL, OR ELECTRONIC COMMUNICATIONS PURSUANT TO 18 U.S.C. 2519									
A.O. Number *	Authorizing Official		Offense Specified	Intercept		Date of Application	Authorized Length		
	Judge	Attorney General ¹		Type ²	Location ³		Original Order (Days)	Number of Extensions	Total Length (Days)
NEW YORK, EASTERN (CONTINUED)									
2009-5	ROSS	GRINDLER	NARCOTICS	WC	D	07/31/2009	30	0	30
2009-6	SPATT	BLANCO	NARCOTICS	WC	D	08/14/2009	30	0	30
2009-7	ROSS	BLANCO	NARCOTICS	WC	D	08/25/2009	30	1	60
2009-8	ROSS	GRINDLER	NARCOTICS	WC	D	09/21/2009	30	0	30
2008-15	GARAUFIS	SABIN	FRAUD	WC	D	07/10/2008	30	1	60
2008-16	GARAUFIS	KEENEY	FRAUD	WC	D	09/03/2008	30	0	30
2007-40	IRIZARRY	SABIN	NARCOTICS	WC	D	07/25/2007	30	1	60
2006-51	JOHNSON	BIANCO	LOANSHARKING	WC	D	01/05/2006	30	0	30
2006-52	JOHNSON	KEENEY	LOANSHARKING	WS	H	02/13/2006	30	0	30
2006-53	COGAN	KEENEY	NARCOTICS	WC	D	09/05/2006	30	0	30
NEW YORK, NORTHERN									
2009-1	HURD	BLANCO	FRAUD	EE,WO	B	10/24/2008	30	3	120
2009-2	KAHN	KEENEY	NARCOTICS	WC,TX	D	10/28/2008	30	2	90
2009-3	KAHN	BLANCO	NARCOTICS	WC,TX	D	12/17/2008	30	2	90
2009-4	KAHN	KEENEY	NARCOTICS	WC	D	01/23/2009	30	0	30
2009-5	KAHN	BLANCO	NARCOTICS	WC	D	02/09/2009	30	0	30
2009-6	SCULLIN	BIANCO	NARCOTICS	WC	D	02/10/2009	30	0	30
2009-7	SCULLIN	BIANCO	NARCOTICS	WC	D	03/03/2009	30	0	30
2009-8	SHARPE	BLANCO	NARCOTICS	WC	D	03/16/2009	30	1	60
2009-9	SHARPE	KEENEY	NARCOTICS	WC	D	05/20/2009	30	0	30
2008-3	MORDUE	BLANCO	NARCOTICS	WC	D	08/25/2008	30	1	60
2008-4	MORDUE	KEENEY	NARCOTICS	WC	D	09/03/2008	30	1	60
2008-5	MCAVOY	BLANCO	NARCOTICS	WC,WS	D	08/22/2008	30	2	90
2008-6	KAHN	BLANCO	NARCOTICS	WC	D	10/02/2008	30	1	60
2008-7	KAHN	BLANCO	NARCOTICS	WC,TX	D	11/13/2008	30	1	60
NEW YORK, SOUTHERN									
2009-1	CHIN	BLANCO	FRAUD	WC,WS	D,B	10/14/2008	30	2	90
2009-2	CHIN	KEENEY	NARCOTICS	WC	D	10/17/2008	30	2	90
2009-3	JONES	BLANCO	NARCOTICS	WC	D	11/24/2008	30	2	90
2009-4	BERMAN	BLANCO	NARCOTICS	WC	D	12/02/2008	30	3	120

¹ The prosecuting official authorized the filing of the application under provisions of the state's statute. (See Table 1 for this state's statutory citation.)

² Type: WC = Cellular or Mobile Telephone (Wire), WS = Standard Telephone (Wire), WO = Other (Wire), OM = Microphone (Oral), OO = Other (Oral), ED = Digital Pager (Electronic), EE = Computer or E-Mail (Electronic), EF = Fax Machine (Electronic), EO = Other (Electronic).

³ Location: D = Portable Device, H = Personal Residence, B = Business, A = Public Area, O = Other Location, R = Roving (Relaxed Specification Order), N = Not Specified.

* The first four digits of the A.O. number represent the year in which the wiretap was terminated. Wiretaps that were terminated prior to 2009 were not reported previously because they were part of ongoing investigations.

TABLE A-1
UNITED STATES DISTRICT COURTS

CALENDAR YEAR 2009

**REPORT BY PROSECUTORS OF COURT-AUTHORIZED INTERCEPTS OF WIRE, ORAL, OR ELECTRONIC COMMUNICATIONS
PURSUANT TO 18 U.S.C. 2519**

A.O. Number *	Number of Days in Operation ⁴	Average Inter-cepts per Day	Number of ⁵			Costs		Number of					
			Persons Inter-cepted	Intercepts	Incrim-inating Intercepts	Total Cost in \$	Other Than Manpower in \$	Arrests	Trials	Motions to Suppress Intercepts ⁶			Persons Con- victed
										G	D	P	
NEW YORK, EASTERN (CONTINUED)													
2009-5	30	60	21	1,805	262	17,916	1,700	RELATED TO NO. 2009-8					
2009-6	30	28	55	850	216	32,664	1,700	-	-	-	-	-	-
2009-7	54	69	61	3,709	1,591	16,681	1,400	RELATED TO NO. 2009-8					
2009-8	30	14	42	409	155	22,506	2,600	14	-	-	-	-	-
2008-15	60	66	1,312	3,937	264	24,000	12,000	24	-	-	-	-	24
2008-16	30	157	596	4,719	390	RELATED TO NO. 2008-15		RELATED TO NO. 2008-15					
2007-40	56	56	59	3,126	176	29,572	5,200	8	3	-	-	-	6
2006-51	30	719	20	21,583	693	33,512	2,600	-	-	-	-	-	-
2006-52	29	51	18	1,484	108	32,718	2,600	-	-	-	-	-	-
2006-53	30	100	63	3,015	152	42,794	625	-	-	-	-	-	1
NEW YORK, NORTHERN													
2009-1	96	193	25	18,569	585	117,450	200	1	-	-	-	-	1
2009-2	90	132	102	11,876	609	72,812	3,500	-	-	-	-	-	-
2009-3	66	39	136	2,603	479	RELATED TO NO. 2009-2		-	-	-	-	-	-
2009-4	30	247	107	7,404	188	RELATED TO NO. 2009-2		-	-	-	-	-	-
2009-5	11	15	15	162	22	RELATED TO NO. 2009-2		-	-	-	-	-	-
2009-6	7	414	123	2,895	43	7,200	2,200	-	-	-	-	-	-
2009-7	17	66	80	1,130	62	7,200	2,200	7	-	-	-	-	-
2009-8	60	135	97	8,075	1,254	26,035	-	-	-	-	-	-	-
2009-9	27	27	21	723	81	11,715	-	-	-	-	-	-	-
2008-3	60	37	26	2,205	249	250,269	140	15	-	-	-	-	8
2008-4	57	36	21	2,036	254	220,404	90	RELATED TO NO. 2008-3					
2008-5	88	114	55	10,000	1,311	128,446	100	10	-	-	-	-	-
2008-6	56	46	42	2,552	172	RELATED TO NO. 2009-2		-	-	-	-	-	-
2008-7	41	41	63	1,692	372	RELATED TO NO. 2009-2		-	-	-	-	-	-
NEW YORK, SOUTHERN													
2009-1	90	97	187	8,741	657	8,236	8,025	3	-	-	-	-	2
2009-2	90	22	63	2,010	257	43,825	5,800	4	-	-	-	-	1
2009-3	90	2	6	200	150	48,028	1,595	10	-	-	-	-	2
2009-4	116	32	3,712	3,712	532	65,586	2,490	-	-	-	-	-	-

⁴ NI indicates never installed. I indicates installed but never used. NP indicates no prosecutor's report.

⁵ NR indicates not reported or could not be determined.

⁶ Motions: G = Granted, D = Denied, P = Pending.

* The first four digits of the A.O. number represent the year in which the wiretap was terminated. Wiretaps that were terminated prior to 2009 were not reported previously because they were part of ongoing investigations.

TABLE A-1
UNITED STATES DISTRICT COURTS

CALENDAR YEAR 2009

**REPORT BY JUDGES OF COURT-AUTHORIZED INTERCEPTS OF WIRE, ORAL, OR ELECTRONIC COMMUNICATIONS
PURSUANT TO 18 U.S.C. 2519**

A.O. Number *	Authorizing Official		Offense Specified	Intercept		Date of Application	Authorized Length		
	Judge	Attorney General ¹		Type ²	Location ³		Original Order (Days)	Number of Extensions	Total Length (Days)
NEW YORK, SOUTHERN (CONTINUED)									
2009-5	SAN	KEENEY	NARCOTICS	WC	D	03/03/2009	30	1	60
2009-6	MCKENNA	KEENEY	NARCOTICS	WC	D	03/25/2009	30	0	30
2009-7	LYNCH	BLANCO	NARCOTICS	WC	D	09/01/2009	30	0	30
2009-8	PAULEY	KEENEY	NARCOTICS	WC	D	09/21/2009	30	0	30
2009-9	BATTS	KEENEY	NARCOTICS	WC	D	11/06/2009	30	0	30
2009-10	KEENAN	KEENEY	NARCOTICS	WC	D	11/16/2009	30	0	30
2009-11	KEENAN	KEENEY	NARCOTICS	WC	D	11/17/2009	30	0	30
2009-12	STEIN	SWARTZ	NARCOTICS	WC	D	11/30/2009	30	0	30
2008-32	SWEET	ROTH	NARCOTICS	TX	D	10/30/2007	30	3	120
2008-33	HAIGHT, JR.	ROTH	\$LAUNDERING	WC	D	01/08/2008	30	1	60
2008-34	SAND	KEENEY	\$LAUNDERING	WC	D	01/23/2008	30	1	60
2008-35	LYNCH	KEENEY	NARCOTICS	WC	D	03/07/2008	30	0	30
2008-36	BATTS	SWARTZ	NARCOTICS	WC	D	05/22/2008	30	0	30
2008-37	KOELTL	BIANCO	FRAUD	WC	D	06/10/2008	30	0	30
2008-38	HELLERSTEIN	SWARTZ	NARCOTICS	WC	D	07/23/2008	30	0	30
2008-39	SAND	SABIN	FRAUD	OM	B	01/30/2008	30	5	180
2008-40	BUCHWALD	SWARTZ	FRAUD	WC,WS	D,B	11/13/2007	30	9	300
2008-41	CROTTY	KEENEY	NARCOTICS	WC	D	08/28/2008	30	3	120
2008-42	WOODS	SWARTZ	NARCOTICS	WC	D	11/06/2008	30	1	60
2008-43	BAER	KEENEY	\$LAUNDERING	WC	D	03/28/2008	30	0	30
2008-44	WOOD	KEENEY	\$LAUNDERING	WC	D	04/08/2008	30	1	60
2007-43	MCKENNA	SABIN	NARCOTICS	WC	D	09/08/2006	30	2	90
2007-44	MCKENNA	SWARTZ	NARCOTICS	OM	O	02/05/2007	30	1	60
2007-45	BATTS	SWARTZ	NARCOTICS	WC	D	11/01/2006	30	4	150
2007-46	MCKENNA	MANDELKER	NARCOTICS	WC,OM	D	12/18/2006	30	3	120
2007-47	MCKENNA	KEENEY	NARCOTICS	OM	O	04/07/2006	30	10	330
2007-48	MCKENNA	KEENEY	NARCOTICS	WC	D	02/22/2007	30	1	60
2006-70	MCKENNA	KEENEY	NARCOTICS	WC	D	02/22/2006	30	3	120
2006-71	MCKENNA	WARREN	NARCOTICS	WC	D	05/12/2006	30	1	60

¹ The prosecuting official authorized the filing of the application under provisions of the state's statute. (See Table 1 for this state's statutory citation.)

² Type: WC = Cellular or Mobile Telephone (Wire), WS = Standard Telephone (Wire), WO = Other (Wire), OM = Microphone (Oral), OO = Other (Oral), ED = Digital Pager (Electronic), EE = Computer or E-Mail (Electronic), EF = Fax Machine (Electronic), EO = Other (Electronic).

³ Location: D = Portable Device, H = Personal Residence, B = Business, A = Public Area, O = Other Location, R = Roving (Relaxed Specification Order), N = Not Specified.

* The first four digits of the A.O. number represent the year in which the wiretap was terminated. Wiretaps that were terminated prior to 2009 were not reported previously because they were part of ongoing investigations.

TABLE A-1
UNITED STATES DISTRICT COURTS

CALENDAR YEAR 2009

**REPORT BY PROSECUTORS OF COURT-AUTHORIZED INTERCEPTS OF WIRE, ORAL, OR ELECTRONIC COMMUNICATIONS
PURSUANT TO 18 U.S.C. 2519**

A.O. Number *	Number of Days in Oper- ation ⁴	Average Inter- cepts per Day	Number of ⁵			Costs		Number of					
			Persons Inter- cepted	Intercepts	Incrim- inating Intercepts	Total Cost in \$	Other Than Manpower in \$	Arrests	Trials	Motions to Suppress Intercepts ⁶			Persons Con- victed
										G	D	P	
NEW YORK, SOUTHERN (CONTINUED)													
2009-5	60	79	440	4,739	399	165,740	7,500	5	-	-	-	1	1
2009-6	30	1	8	40	32	16,441	-	RELATED TO NO. 2009-3					
2009-7	21	41	34	856	193	13,336	2,650	-	-	-	-	-	-
2009-8	25	78	123	1,946	518	231,000	21,000	4	-	-	-	-	4
2009-9	30	1	4	36	-	25,280	2,600	-	-	-	-	-	-
2009-10	30	4	24	129	19	25,280	2,600	-	-	-	-	-	-
2009-11	30	75	90	2,261	503	16,746	1,200	3	-	-	-	-	-
2009-12	30	11	34	320	115	9,034	500	3	-	-	-	-	-
2008-32	120	62	13	7,479	1,849	6,167	2,450	7	-	-	-	-	5
2008-33	59	170	72	10,016	3,797	78,505	3,070	-	-	-	-	-	-
2008-34	46	144	17	6,615	2,202	61,464	2,650	-	-	-	-	-	-
2008-35	30	87	31	2,603	474	16,178	1,400	4	-	-	-	-	-
2008-36	15	140	72	2,096	501	8,279	1,100	13	-	-	-	-	-
2008-37	30	13	8	391	30	2,142	2,142	-	-	-	-	-	-
2008-38	30	133	350	4,000	794	9,341	1,400	-	-	-	-	-	-
2008-39	86	2	27	183	2356,478		1,500	RELATED TO NO. 2008-40					
2008-40	217	77	639	16,769	1,376	295,933	8,170	1	-	-	-	-	1
2008-41	120	21	20	2,502	205	35,601	3,200	-	-	-	-	-	-
2008-42	51	4	17	189	34	10,000	1,950	RELATED TO NO. 2009-2					
2008-43	29	81	181	2,349	397	19,832	2,200	3	-	-	-	-	3
2008-44	60	30	32	1,783	217	18,812	3,200	RELATED TO NO. 2008-43					
2007-43	90	150	150	13,459	454	111,305	5,000	RELATED TO NO. 2006-70					
2007-44	41	5	5	200	40	44,522	2,500	RELATED TO NO. 2006-70					
2007-45	150	126	782	18,933	2,271	278,546	6,590	-	-	-	-	-	-
2007-46	120	10	50	1,217	204	180,046	3,000	RELATED TO NO. 2006-70					
2007-47	330	17	8	5,529	891	311,611	120,000	RELATED TO NO. 2006-70					
2007-48	60	43	15	2,559	255	44,522	2,500	RELATED TO NO. 2006-70					
2006-70	120	95	25	11,434	745	146,388	1,050	12	-	-	-	-	-
2006-71	60	18	26	1,050	112	73,555	1,050	RELATED TO NO. 2006-70					

⁴ NI indicates never installed. I indicates installed but never used. NP indicates no prosecutor's report.

⁵ NR indicates not reported or could not be determined.

⁶ Motions: G = Granted, D = Denied, P = Pending.

* The first four digits of the A.O. number represent the year in which the wiretap was terminated. Wiretaps that were terminated prior to 2009 were not reported previously because they were part of ongoing investigations.

TABLE A-1
UNITED STATES DISTRICT COURTS

CALENDAR YEAR 2009

**REPORT BY JUDGES OF COURT-AUTHORIZED INTERCEPTS OF WIRE, ORAL, OR ELECTRONIC COMMUNICATIONS
PURSUANT TO 18 U.S.C. 2519**

A.O. Number *	Authorizing Official		Offense Specified	Intercept		Date of Application	Authorized Length		
	Judge	Attorney General ¹		Type ²	Location ³		Original Order (Days)	Number of Extensions	Total Length (Days)
NEW YORK, WESTERN									
2009-1	SKRETNY	KEENEY	NARCOTICS	OO	B	10/22/2008	30	2	90
2009-2	SKRETNY	HENNESSY	NARCOTICS	WC	D	10/31/2008	30	2	90
2009-3	SKRETNY	KEENEY	NARCOTICS	WC	D	11/03/2008	30	1	60
2009-4	SKRETNY	KEENEY	NARCOTICS	WC	D	12/09/2008	30	3	120
2009-5	SKRETNY	BLANCO	NARCOTICS	WC	D	12/19/2008	30	0	30
2009-6	SKRETNY	SWARTZ	NARCOTICS	WC	D	01/07/2009	30	0	30
2009-7	SKRETNY	HENNESSY	NARCOTICS	WS	H	01/13/2009	30	3	120
2009-8	SKRETNY	KEENEY	NARCOTICS	WC	D	01/29/2009	30	3	120
2009-9	SKRETNY	MARTIN	NARCOTICS	WC	D	01/29/2009	30	0	30
2009-10	SKRETNY	KEENEY	NARCOTICS	WC	D	03/23/2009	30	0	30
2009-11	SKRETNY	KEENEY	NARCOTICS	WC	D	03/23/2009	30	0	30
2009-12	SKRETNY	SWARTZ	NARCOTICS	WC	D	04/03/2009	30	1	60
2009-13	SKRETNY	GRINDLER	NARCOTICS	WC	D	05/01/2009	30	0	30
2008-2	SIRAGUSA	BLANCO	NARCOTICS	OM	O	09/18/2008	30	0	30
2008-3	SIRAGUSA	BLANCO	NARCOTICS	WC	D	06/12/2008	30	3	120
2008-4	SKRETNY	MANDELKER	NARCOTICS	WC	D	11/18/2008	30	0	30
2007-18	SKRETNY	SWARTZ	RACKETEERING	WC	D	05/22/2007	30	0	30
2007-19	SKRETNY	SWARTZ	RACKETEERING	WC	D	06/25/2007	30	1	60
2007-20	SKRETNY	WARREN	RACKETEERING	WC	D	05/22/2007	30	3	120
2007-21	SKRETNY	SWARTZ	NARCOTICS	WC	D	05/27/2007	30	2	90
NORTH CAROLINA, EASTERN									
2009-1	FLANAGAN	KEENEY	NARCOTICS	WC	D	11/03/2008	30	4	150
2009-2	FLANAGAN	SWARTZ	NARCOTICS	WC	D	12/17/2008	30	2	90
2009-3	FLANAGAN	SWARTZ	NARCOTICS	WC	D	12/17/2008	30	2	90
2009-4	FLANAGAN	BLANCO	NARCOTICS	WC	D	04/07/2009	30	0	30
2006-1	FLANAGAN	FISHER	NARCOTICS	WC	D	06/12/2006	30	3	120
2006-2	FLANAGAN	FISHER	NARCOTICS	WC	D	07/27/2006	30	1	60
NORTH CAROLINA, MIDDLE									
2008-4	BEATTY	SABIN	NARCOTICS	WC	D	08/14/2008	30	0	30

¹ The prosecuting official authorized the filing of the application under provisions of the state's statute. (See Table 1 for this state's statutory citation.)

² Type: WC = Cellular or Mobile Telephone (Wire), WS = Standard Telephone (Wire), WO = Other (Wire), OM = Microphone (Oral), OO = Other (Oral), ED = Digital Pager (Electronic), EE = Computer or E-Mail (Electronic), EF = Fax Machine (Electronic), EO = Other (Electronic).

³ Location: D = Portable Device, H = Personal Residence, B = Business, A = Public Area, O = Other Location, R = Roving (Relaxed Specification Order), N = Not Specified.

* The first four digits of the A.O. number represent the year in which the wiretap was terminated. Wiretaps that were terminated prior to 2009 were not reported previously because they were part of ongoing investigations.

TABLE A-1
UNITED STATES DISTRICT COURTS

CALENDAR YEAR 2009

**REPORT BY PROSECUTORS OF COURT-AUTHORIZED INTERCEPTS OF WIRE, ORAL, OR ELECTRONIC COMMUNICATIONS
PURSUANT TO 18 U.S.C. 2519**

A.O. Number *	Number of Days in Operation ⁴	Average Intercepts per Day	Number of ⁵			Costs		Number of						
			Persons Intercepted	Intercepts	Incriminating Intercepts	Total Cost in \$	Other Than Manpower in \$	Arrests	Trials	Motions to Suppress Intercepts ⁶			Persons Convicted	
										G	D	P		
NEW YORK, WESTERN														
2009-1	90	13	58	1,143	74	83,977	-	20	-	-	-	-	3	
2009-2	90	70	34	6,301	238	RELATED TO NO. 2009-12		RELATED TO NO. 2009-12						
2009-3	60	36	11	2,132	280	2,200	-	-	-	-	-	-	-	
2009-4	120	26	105	3,073	330	RELATED TO NO. 2009-12		RELATED TO NO. 2009-12						
2009-5	30	28	4	839	43	-	-	-	-	-	-	-	-	
2009-6	30	48	6	1,438	245	-	-	-	-	-	-	-	-	
2009-7	119	40	88	4,784	274	RELATED TO NO. 2009-12		RELATED TO NO. 2009-12						
2009-8	120	117	100	14,080	447	RELATED TO NO. 2009-12		RELATED TO NO. 2009-12						
2009-9	30	91	10	2,721	83	-	-	-	-	-	-	-	-	
2009-10	30	9	5	283	23	-	-	-	-	-	-	-	-	
2009-11	30	9	5	283	23	RELATED TO NO. 2009-12		RELATED TO NO. 2009-12						
2009-12	56	40	66	2,241	503	254,560	14,560	33	-	-	-	-	-	
2009-13	30	51	20	1,521	106	RELATED TO NO. 2009-12		RELATED TO NO. 2009-12						
2008-2	18	4	6	76	16	21,197	-	RELATED TO NO. 2008-3						
2008-3	116	21	67	2,429	545	175,538	7,150	16	-	-	-	-	-	
2008-4	8	34	32	275	74	RELATED TO NO. 2009-12		RELATED TO NO. 2009-12						
2007-18	30	88	34	2,626	96	268,271	3,271	-	-	-	-	-	-	
2007-19	60	42	NR	2,522	459	268,271	3,271	-	-	-	-	-	-	
2007-20	95	55	30	5,265	1,842	268,271	3,271	-	-	-	-	-	-	
2007-21	65	39	34	2,557	564	268,271	3,271	-	-	-	-	-	-	
NORTH CAROLINA, EASTERN														
2009-1	132	52	154	6,802	696	144,280	6,600	-	-	-	-	-	-	
2009-2	87	42	37	3,645	355	96,945	25	-	-	-	-	-	-	
2009-3	88	70	132	6,195	664	98,720	1,800	-	-	-	-	-	-	
2009-4	30	16	45	482	107	34,940	1,800	-	-	-	-	-	-	
2006-1	103	281	500	28,968	1,398	135,300	5,300	17	-	-	1	1	16	
2006-2	60	62	300	3,705	120	91,000	4,600	RELATED TO NO. 2006-1						
NORTH CAROLINA, MIDDLE														
2008-4	30	NR	NR	NR	NR	6,000	3,000	-	-	-	-	-	-	

⁴ NI indicates never installed. I indicates installed but never used. NP indicates no prosecutor's report.

⁵ NR indicates not reported or could not be determined.

⁶ Motions: G = Granted, D = Denied, P = Pending.

* The first four digits of the A.O. number represent the year in which the wiretap was terminated. Wiretaps that were terminated prior to 2009 were not reported previously because they were part of ongoing investigations.

TABLE A-1
UNITED STATES DISTRICT COURTS

CALENDAR YEAR 2009

**REPORT BY JUDGES OF COURT-AUTHORIZED INTERCEPTS OF WIRE, ORAL, OR ELECTRONIC COMMUNICATIONS
PURSUANT TO 18 U.S.C. 2519**

A.O. Number *	Authorizing Official		Offense Specified	Intercept		Date of Application	Authorized Length		
	Judge	Attorney General ¹		Type ²	Location ³		Original Order (Days)	Number of Extensions	Total Length (Days)
NORTH CAROLINA, WESTERN									
2009-1	THORNBURG	BLANCO	NARCOTICS	WC,TX	D	12/05/2008	30	1	60
2009-2	THORNBURG	KEENEY	NARCOTICS	WC	D	01/09/2009	30	0	30
2009-3	THORNBURG	BLANCO	NARCOTICS	WC	D	01/28/2009	30	0	30
2009-4	THORNBURG	KEENEY	NARCOTICS	WC	D	03/16/2009	30	0	30
2009-5	CONRAD	BLANCO	NARCOTICS	WC	D	03/20/2009	30	1	60
2009-6	CONRAD	BLANCO	NARCOTICS	WC	D	05/01/2009	30	0	30
2009-7	CONRAD	BLANCO	NARCOTICS	WC	D	07/17/2009	30	0	30
2009-8	CONRAD	KEENEY	NARCOTICS	WC	D	07/23/2009	30	0	30
2009-9	VOORHEES	BLANCO	NARCOTICS	WC	D	08/04/2009	30	0	30
2009-10	VOORHEES	BLANCO	NARCOTICS	WC	D	08/04/2009	30	0	30
2009-11	VOORHEES	BLANCO	NARCOTICS	WC	D	09/08/2009	30	0	30
2009-12	VOORHEES	BLANCO	NARCOTICS	WC	D	10/21/2009	30	0	30
2008-5	CONRAD	SABIN	NARCOTICS	WC	D	02/05/2008	30	0	30
2008-6	CONRAD	SABIN	NARCOTICS	WC	D	08/22/2008	30	0	30
2008-7	THORNBURG	MENDALKER	NARCOTICS	WC	D	10/24/2008	30	0	30
2008-8	THORNBURG	MENDALKER	NARCOTICS	WC	D	11/04/2008	30	0	30
2007-5	WHITNEY	SABIN	NARCOTICS	WC	D	01/26/2007	30	0	30
2007-6	WHITNEY	SABIN	\$LAUNDERING	WC	D	09/20/2007	30	0	30
2006-10	VOORHEES	SABIN	NARCOTICS	WC	D	05/16/2006	30	0	30
NORTH DAKOTA									
2008-1	HOVLAND	KEENEY	NARCOTICS	WC	D	10/14/2008	30	0	30
OHIO, NORTHERN									
2009-1	BOYKO	MORTON	NARCOTICS	WC	D	04/06/2009	30	1	60
2009-2	ADAMS	BLANCO	NARCOTICS	WC	D	05/16/2009	30	1	60
2008-3	OLIVER	BLANCO	NARCOTICS	WC	D	07/02/2008	30	0	30
2008-4	BOYKO	SWARTZ	NARCOTICS	WC	D	05/21/2008	30	1	60
2008-5	OLIVER	SABIN	NARCOTICS	WC	D	07/29/2008	30	0	30
2008-6	ADAMS	HENNESSY	NARCOTICS	WC	D	11/06/2008	30	0	30
2007-8	NUGENT	KEENEY	NARCOTICS	WC	D	03/05/2007	30	1	60
2007-9	CARR	KEENEY	NARCOTICS	WC	D	06/11/2007	30	2	90

¹ The prosecuting official authorized the filing of the application under provisions of the state's statute. (See Table 1 for this state's statutory citation.)

² Type: WC = Cellular or Mobile Telephone (Wire), WS = Standard Telephone (Wire), WO = Other (Wire), OM = Microphone (Oral), OO = Other (Oral), ED = Digital Pager (Electronic), EE = Computer or E-Mail (Electronic), EF = Fax Machine (Electronic), EO = Other (Electronic).

³ Location: D = Portable Device, H = Personal Residence, B = Business, A = Public Area, O = Other Location, R = Roving (Relaxed Specification Order), N = Not Specified.

* The first four digits of the A.O. number represent the year in which the wiretap was terminated. Wiretaps that were terminated prior to 2009 were not reported previously because they were part of ongoing investigations.

TABLE A-1
UNITED STATES DISTRICT COURTS

CALENDAR YEAR 2009

**REPORT BY PROSECUTORS OF COURT-AUTHORIZED INTERCEPTS OF WIRE, ORAL, OR ELECTRONIC COMMUNICATIONS
PURSUANT TO 18 U.S.C. 2519**

A.O. Number *	Number of Days in Oper- ation ⁴	Average Inter- cepts per Day	Number of ⁵			Costs		Number of					
			Persons Inter- cepted	Intercepts	Incrim- inating Intercepts	Total Cost in \$	Other Than Manpower in \$	Arrests	Trials	Motions to Suppress Intercepts ⁶			Persons Convicted
										G	D	P	
NORTH CAROLINA, WESTERN													
2009-1	60	124	211	7,418	1,713	180,448	2,050	27	-	-	-	-	-
2009-2	30	35	15	1,062	110	91,324	2,125	22	-	-	-	-	-
2009-3	27	56	32	1,513	205	99,808	19,529	RELATED TO NO. 2009-1					
2009-4	19	22	18	419	70	12,840	2,200	4	-	-	-	-	-
2009-5	39	158	67	6,152	3,511	27,160	2,200	RELATED TO NO. 2009-4					
2009-6	29	198	22	5,743	3,661	20,760	2,200	RELATED TO NO. 2009-4					
2009-7	30	194	136	5,805	251	87,398	3,313	17	-	-	-	-	-
2009-8	7	54	7	377	99	6,680	2,200	RELATED TO NO. 2009-4					
2009-9	30	80	137	2,411	354	121,903	3,313	RELATED TO NO. 2009-7					
2009-10	15	-	-	-	-	3,313	3,313	RELATED TO NO. 2009-7					
2009-11	23	38	75	880	101	37,148	3,313	RELATED TO NO. 2009-7					
2009-12	30	158	57	4,735	675	113,844	2,600	-	-	-	-	-	-
2008-5	25	75	28	1,863	107	63,250	2,400	17	-	-	-	-	4
2008-6	19	38	7	718	103	37,400	2,400	5	-	-	-	-	-
2008-7	12	113	5	1,360	9	36,779	1,100	RELATED TO NO. 2009-1					
2008-8	30	54	51	1,623	205	90,299	1,100	RELATED TO NO. 2009-1					
2007-5	30	34	23	1,027	486	143,672	1,000	18	-	-	-	-	18
2007-6	30	79	84	2,379	1,876	139,079	5,834	6	-	-	-	-	6
2006-10	18	29	8	515	132	20,535	8,925	1	-	-	-	-	-
NORTH DAKOTA													
2008-1	30	161	197	4,826	195	9,742	2,000	-	-	-	-	-	-
OHIO, NORTHERN													
2009-1	56	70	37	3,912	322	89,879	1,245	-	-	-	-	-	-
2009-2	60	102	30	6,113	224	43,652	3,260	-	-	-	-	-	-
2008-3	30	43	30	1,283	218	34,603	1,235	3	-	-	-	-	3
2008-4	60	11	94	682	349	36,505	5,000	15	-	-	-	-	12
2008-5	30	209	904	6,278	244	40,920	1,235	3	-	-	-	-	-
2008-6	3	-	2	1	-	700	700	-	-	-	-	-	-
2007-8	60	111	42	6,634	6,577	55,310	9,040	22	-	-	-	-	-
2007-9	75	23	283	1,752	1,623	61,631	10,280	-	-	-	-	-	-

⁴ NI indicates never installed. I indicates installed but never used. NP indicates no prosecutor's report.

⁵ NR indicates not reported or could not be determined.

⁶ Motions: G = Granted, D = Denied, P = Pending.

* The first four digits of the A.O. number represent the year in which the wiretap was terminated. Wiretaps that were terminated prior to 2009 were not reported previously because they were part of ongoing investigations.

TABLE A-1
UNITED STATES DISTRICT COURTS

CALENDAR YEAR 2009

REPORT BY JUDGES OF COURT-AUTHORIZED INTERCEPTS OF WIRE, ORAL, OR ELECTRONIC COMMUNICATIONS PURSUANT TO 18 U.S.C. 2519									
A.O. Number *	Authorizing Official		Offense Specified	Intercept		Date of Application	Authorized Length		
	Judge	Attorney General ¹		Type ²	Location ³		Original Order (Days)	Number of Extensions	Total Length (Days)
OHIO, SOUTHERN									
2008-9	WATSON	WARREN	NARCOTICS	WC	D	02/05/2008	30	1	60
2008-10	WATSON	WARREN	NARCOTICS	WC	D	03/07/2008	30	1	60
2008-11	WATSON	WARREN	NARCOTICS	WC	D	04/03/2008	30	0	30
2008-12	SARGUS	KEENEY	CONSPIRACY	WC	D	05/05/2008	30	0	30
2008-13	SARGUS	KEENEY	CONSPIRACY	WC	D	06/19/2008	30	0	30
OKLAHOMA, EASTERN									
2009-1	PAYNE	KEENEY	NARCOTICS	WC	D	02/10/2009	30	0	30
OKLAHOMA, NORTHERN									
2009-1	FRIZZELL	KEENEY	NARCOTICS	WC	D	06/26/2009	30	0	30
2009-2	FRIZZELL	KEENEY	NARCOTICS	WC	D	07/28/2009	30	1	60
2009-3	FRIZZELL	BLANCO	NARCOTICS	WC	D	09/28/2009	30	0	30
2007-1	KERN	KEENEY	NARCOTICS	WC	D	05/14/2007	30	1	60
2007-2	KERN	KEENEY	NARCOTICS	WC	D	06/29/2007	30	0	30
OKLAHOMA, WESTERN									
2008-1	LEONARD	SABIN	NARCOTICS	WC	D	07/15/2008	30	1	60
2008-2	CAUTHRON	BLANCO	NARCOTICS	WC	D	08/22/2008	30	0	30
2007-3	FRIOT	SWARTZ	NARCOTICS	WC	D	09/12/2007	30	1	60
OREGON									
2009-1	MOSMAN	KEENEY	NARCOTICS	WC	D	01/10/2009	30	0	30
2009-2	HAGGERTY	KEENEY	NARCOTICS	WC	D	08/21/2009	30	0	30
PENNSYLVANIA, EASTERN									
2009-1	BAYLSON	GRINDLER	NARCOTICS	WC	D	06/11/2009	30	1	60
2008-7	SURRICK	BIANCO	NARCOTICS	WC	D	08/29/2008	30	2	90
2008-8	RUFE	WARREN	NARCOTICS	WC, TX	D	03/03/2006	30	1	60
2008-8	SURRICK	BLANCO	NARCOTICS	WC	D	09/26/2008	30	1	60
2007-12	GILES	WARREN	NARCOTICS	WC	D	05/01/2007	30	0	30
2007-13	GILES	WARREN	NARCOTICS	WC	D	05/01/2007	30	1	60
2007-14	GILES	SABIN	NARCOTICS	WC	D	06/01/2007	30	0	30
2007-15	GILES	SABIN	NARCOTICS	WC	D	06/01/2007	30	0	30
2007-16	GILES	SABIN	NARCOTICS	WC	D	07/03/2007	30	0	30

¹ The prosecuting official authorized the filing of the application under provisions of the state's statute. (See Table 1 for this state's statutory citation.)

² Type: WC = Cellular or Mobile Telephone (Wire), WS = Standard Telephone (Wire), WO = Other (Wire), OM = Microphone (Oral), OO = Other (Oral), ED = Digital Pager (Electronic), EE = Computer or E-Mail (Electronic), EF = Fax Machine (Electronic), EO = Other (Electronic).

³ Location: D = Portable Device, H = Personal Residence, B = Business, A = Public Area, O = Other Location, R = Roving (Relaxed Specification Order), N = Not Specified.

* The first four digits of the A.O. number represent the year in which the wiretap was terminated. Wiretaps that were terminated prior to 2009 were not reported previously because they were part of ongoing investigations.

TABLE A-1
UNITED STATES DISTRICT COURTS

CALENDAR YEAR 2009

**REPORT BY PROSECUTORS OF COURT-AUTHORIZED INTERCEPTS OF WIRE, ORAL, OR ELECTRONIC COMMUNICATIONS
PURSUANT TO 18 U.S.C. 2519**

A.O. Number *	Number of Days in Oper- ation ⁴	Average Inter- cepts per Day	Number of ⁵			Costs		Number of					
			Persons Inter- cepted	Intercepts	Incrim- inating Intercepts	Total Cost in \$	Other Than Manpower in \$	Arrests	Trials	Motions to Suppress Intercepts ⁶			Persons Con- victed
										G	D	P	
OHIO, SOUTHERN													
2008-9	54	200	66	10,807	3,077	201,061	14,171	31	-	-	1	-	30
2008-10	45	162	23	7,298	818	RELATED TO NO. 2008-9		RELATED TO NO. 2008-9					
2008-11	17	18	9	299	64	RELATED TO NO. 2008-9		RELATED TO NO. 2008-9					
2008-12	30	218	66	6,540	724	RELATED TO NO. 2008-13		RELATED TO NO. 2008-13					
2008-13	30	581	140	17,428	5,989	573,232	7,600	31	-	-	1	-	28
OKLAHOMA, EASTERN													
2009-1	30	38	19	1,127	117	10,593	535	1	-	-	-	-	-
OKLAHOMA, NORTHERN													
2009-1	7	39	8	273	30	21,600	2,000	RELATED TO NO. 2009-3					
2009-2	42	127	73	5,337	978	119,600	2,000	RELATED TO NO. 2009-3					
2009-3	24	89	64	2,135	277	69,200	2,000	10	-	-	-	-	-
2007-1	47	100	NR	4,687	141	112,150	12,150	-	-	-	-	-	-
2007-2	22	2	3	50	17	112,150	12,150	-	-	-	-	-	-
OKLAHOMA, WESTERN													
2008-1	50	37	44	1,852	893	16,723	1,200	34	-	-	-	-	6
2008-2	14	7	5	97	48	5,479	1,080	-	-	-	-	-	-
2007-3	40	38	50	1,501	442	164,029	2,145	25	-	-	-	-	18
OREGON													
2009-1	12	90	25	1,074	130	62,124	5,000	4	-	-	-	-	-
2009-2	6	27	16	160	39	-	-	-	-	-	-	-	-
PENNSYLVANIA, EASTERN													
2009-1	60	30	69	1,797	109	13,558	1,600	-	-	-	-	-	-
2008-7	84	129	435	10,808	646	81,323	30,023	9	-	-	-	-	3
2008-8	60	88	39	5,250	162	42,682	4,000	8	-	-	-	-	-
2008-8	59	183	435	10,808	646	345,835	60,135	RELATED TO NO. 2008-7					
2007-12	30	24	25	717	1	RELATED TO NO. 2007-13		RELATED TO NO. 2007-13					
2007-13	60	67	108	4,048	361	62,975	62,975	21	5	-	-	-	19
2007-14	30	4	11	126	10	RELATED TO NO. 2007-13		RELATED TO NO. 2007-13					
2007-15	30	3	11	79	4	RELATED TO NO. 2007-13		RELATED TO NO. 2007-13					
2007-16	30	-	-	-	-	RELATED TO NO. 2007-13		RELATED TO NO. 2007-13					

⁴ NI indicates never installed. I indicates installed but never used. NP indicates no prosecutor's report.

⁵ NR indicates not reported or could not be determined.

⁶ Motions: G = Granted, D = Denied, P = Pending.

* The first four digits of the A.O. number represent the year in which the wiretap was terminated. Wiretaps that were terminated prior to 2009 were not reported previously because they were part of ongoing investigations.

TABLE A-1
UNITED STATES DISTRICT COURTS

CALENDAR YEAR 2009

**REPORT BY JUDGES OF COURT-AUTHORIZED INTERCEPTS OF WIRE, ORAL, OR ELECTRONIC COMMUNICATIONS
PURSUANT TO 18 U.S.C. 2519**

A.O. Number *	Authorizing Official		Offense Specified	Intercept		Date of Application	Authorized Length		
	Judge	Attorney General ¹		Type ²	Location ³		Original Order (Days)	Number of Extensions	Total Length (Days)
PENNSYLVANIA, EASTERN (CONTINUED)									
2007-17	GILES	SABIN	NARCOTICS	WC	D	07/03/2007	30	1	60
2007-18	GILES	KEENEY	NARCOTICS	WC	D	08/01/2007	30	0	30
2007-19	GILES	SABIN	NARCOTICS	WC	D	06/01/2007	30	3	120
2007-20	GILES	SABIN	NARCOTICS	WC	D	06/01/2007	30	3	120
2007-21	GILES	SABIN	NARCOTICS	WC	D	07/03/2007	30	2	90
2007-22	GILES	SABIN	NARCOTICS	WC	D	07/03/2007	30	2	90
2007-23	GILES	KEENEY	NARCOTICS	WC	D	08/01/2007	30	1	60
2007-24	SCHILLER	SWARTZ	CONSPIRACY	WC	D	09/17/2007	30	1	60
2007-25	SCHILLER	SABIN	CONSPIRACY	EE	H	10/24/2007	30	0	30
2007-26	BALESON	KEENEY	NARCOTICS	WC	D	10/16/2007	30	1	60
PENNSYLVANIA, WESTERN									
2007-6	MCVERRY	KEENEY	NARCOTICS	WC	D	08/04/2006	30	0	30
2006-1	SCHWAB	WARREN	NARCOTICS	WC	D	11/17/2005	30	2	90
2006-2	SCHWAB	WARREN	NARCOTICS	WC	D	12/13/2005	30	2	90
2006-3	SCHWAB	WARREN	NARCOTICS	WC	D	02/02/2006	30	1	60
2006-4	CONTI	SABIN	NARCOTICS	WC	D	06/15/2006	30	0	30
2006-5	MCVERRY	KEENEY	NARCOTICS	WC	D	07/07/2006	30	1	60
2006-7	CONTI	WARREN	NARCOTICS	WC	D	10/04/2006	30	0	30
PUERTO RICO									
2008-1	BESOSA	SABIN	NARCOTICS	WC	D	12/28/2007	30	1	60
2008-2	BESOSA	SABIN	NARCOTICS	WC	D	02/11/2008	30	0	30
2008-3	BESOSA	ROTH	NARCOTICS	WC	D	03/19/2008	30	0	30
2008-4	BESOSA	KEENEY	NARCOTICS	WC	D	04/07/2008	30	0	30
2008-5	BESOSA	SWARTZ	CORRUPTION	WC	D	07/02/2008	30	0	30
RHODE ISLAND									
2009-1	LISI	KEENEY	NARCOTICS	WC	D	03/27/2009	30	0	30

¹ The prosecuting official authorized the filing of the application under provisions of the state's statute. (See Table 1 for this state's statutory citation.)

² Type: WC = Cellular or Mobile Telephone (Wire), WS = Standard Telephone (Wire), WO = Other (Wire), OM = Microphone (Oral), OO = Other (Oral), ED = Digital Pager (Electronic), EE = Computer or E-Mail (Electronic), EF = Fax Machine (Electronic), EO = Other (Electronic).

³ Location: D = Portable Device, H = Personal Residence, B = Business, A = Public Area, O = Other Location, R = Roving (Relaxed Specification Order), N = Not Specified.

* The first four digits of the A.O. number represent the year in which the wiretap was terminated. Wiretaps that were terminated prior to 2009 were not reported previously because they were part of ongoing investigations.

TABLE A-1
UNITED STATES DISTRICT COURTS

CALENDAR YEAR 2009

**REPORT BY PROSECUTORS OF COURT-AUTHORIZED INTERCEPTS OF WIRE, ORAL, OR ELECTRONIC COMMUNICATIONS
PURSUANT TO 18 U.S.C. 2519**

A.O. Number *	Number of Days in Oper- ation ⁴	Average Inter- cepts per Day	Number of ⁵			Costs		Number of					
			Persons Inter- cepted	Intercepts	Incrim- inating Intercepts	Total Cost in \$	Other Than Manpower in \$	Arrests	Trials	Motions to Suppress Intercepts ⁶			Persons Con- victed
										G	D	P	
PENNSYLVANIA, EASTERN (CONTINUED)													
2007-17	60	28	66	1,653	50	RELATED TO NO. 2007-13		RELATED TO NO. 2007-13					
2007-18	30	-	1	10	-	RELATED TO NO. 2007-13		RELATED TO NO. 2007-13					
2007-19	120	34	152	4,127	318	RELATED TO NO. 2007-13		RELATED TO NO. 2007-13					
2007-20	120	65	136	7,787	321	RELATED TO NO. 2007-13		RELATED TO NO. 2007-13					
2007-21	90	33	100	3,010	221	RELATED TO NO. 2007-13		RELATED TO NO. 2007-13					
2007-22	90	20	87	1,804	88	RELATED TO NO. 2007-13		RELATED TO NO. 2007-13					
2007-23	60	11	26	649	245	RELATED TO NO. 2007-13		RELATED TO NO. 2007-13					
2007-24	59	22	41	1,297	323	92,464	3,500	1	-	-	-	-	-
2007-25	30	20	266	596	83	8,836	50	1	-	-	-	-	-
2007-26	60	28	73	1,669	1,330	62,797	180	45	2	-	-	-	43
PENNSYLVANIA, WESTERN													
2007-6	30	21	10	616	103	RELATED TO NO. 2006-4		RELATED TO NO. 2006-4					
2006-1	90	14	216	1,263	105	160,768	27,735	3	-	-	-	-	-
2006-2	75	31	277	2,328	77	RELATED TO NO. 2006-1		RELATED TO NO. 2006-1					
2006-3	45	2	21	105	11	RELATED TO NO. 2006-1		RELATED TO NO. 2006-1					
2006-4	5	1	2	5	5	260,740	18,500	10	1	-	-	-	-
2006-5	-	-	-	-	-	RELATED TO NO. 2006-4		RELATED TO NO. 2006-4					
2006-7	30	296	425	8,872	601	RELATED TO NO. 2006-4		RELATED TO NO. 2006-4					
PUERTO RICO													
2008-1	48	199	43	9,540	1,161	817,000	3,000	69	-	-	-	-	21
2008-2	30	74	18	2,229	150	RELATED TO NO. 2008-1		RELATED TO NO. 2008-1					
2008-3	I	-	-	-	-	RELATED TO NO. 2008-1		RELATED TO NO. 2008-1					
2008-4	14	91	18	1,271	68	RELATED TO NO. 2008-1		RELATED TO NO. 2008-1					
2008-5	30	170	283	5,093	214	28,758	3,025	3	-	-	-	-	3
RHODE ISLAND													
2009-1	30	49	28	1,469	650	67,212	1,600	1	-	-	-	-	-

⁴ NI indicates never installed. I indicates installed but never used. NP indicates no prosecutor's report.

⁵ NR indicates not reported or could not be determined.

⁶ Motions: G = Granted, D = Denied, P = Pending.

* The first four digits of the A.O. number represent the year in which the wiretap was terminated. Wiretaps that were terminated prior to 2009 were not reported previously because they were part of ongoing investigations.

TABLE A-1
UNITED STATES DISTRICT COURTS

CALENDAR YEAR 2009

REPORT BY JUDGES OF COURT-AUTHORIZED INTERCEPTS OF WIRE, ORAL, OR ELECTRONIC COMMUNICATIONS PURSUANT TO 18 U.S.C. 2519									
A.O. Number *	Authorizing Official		Offense Specified	Intercept		Date of Application	Authorized Length		
	Judge	Attorney General¹		Type²	Location³		Orig-inal Order (Days)	Num-ber of Exten-sions	Total Length (Days)
SOUTH CAROLINA									
2009-1	FLOYD	BLANCO	NARCOTICS	WC	D	05/04/2009	30	0	30
2008-3	BLATT	BLANCO	NARCOTICS	WC	D	05/29/2008	30	0	30
2008-4	BLATT	BLANCO	NARCOTICS	WC	D	09/18/2008	30	0	30
2008-5	BLATT	BIANCO	NARCOTICS	WC	D	10/07/2008	30	0	30
TENNESSEE, EASTERN									
2009-1	VARLAN	KEENEY	NARCOTICS	WC	D	05/26/2009	30	0	30
TENNESSEE, MIDDLE									
2008-6	CAMPBELL	SABIN	NARCOTICS	WC,TX	D	03/25/2008	30	0	30
2008-7	CAMPBELL	BLANCO	NARCOTICS	WC	D	10/31/2008	30	0	30
2008-8	CAMPBELL	BLANCO	NARCOTICS	WC	D	08/14/2008	30	3	120
2007-3	CAMPBELL	SABIN	NARCOTICS	WC	D	03/30/2007	30	0	30
TENNESSEE, WESTERN									
2007-1	MCCALLA	WARREN	NARCOTICS	WC	D	04/05/2007	30	0	30
2007-2	BREEN	SABIN	NARCOTICS	WC	D	05/07/2007	30	0	30
2007-3	MCCALLA	KEENEY	NARCOTICS	WC	D	06/19/2007	30	0	30
2007-4	MCCALLA	SABIN	NARCOTICS	WC	D	07/02/2007	30	0	30
TEXAS, EASTERN									
2009-1	CRONE	NO INFO	NARCOTICS	WC	D	05/27/2009	30	1	60
2007-10	CRONE	KEENEY	NARCOTICS	WC	D	08/17/2007	30	1	60
TEXAS, NORTHERN									
2009-1	BOYLE	FRIEDRICH	NARCOTICS	WC	D	12/03/2008	30	0	30
2009-2	BOYLE	BIANCO	NARCOTICS	WC	D	12/03/2008	30	0	30
2009-3	O'CONNOR	FRIEDRICH	NARCOTICS	WC	D	01/14/2009	30	0	30
2009-4	SOLIS	BLANCO	NARCOTICS	WC	D	03/02/2009	30	0	30
2009-5	SOLIS	BLANCO	NARCOTICS	WC	D	03/03/2009	30	0	30
2009-6	SOLIS	SWARTZ	NARCOTICS	WC	D	03/10/2009	30	0	30
2009-7	SOLIS	KEENEY	NARCOTICS	WC	D	03/23/2009	30	0	30
2009-8	SOLIS	KEENEY	NARCOTICS	WC	D	04/10/2009	30	0	30
2009-9	SOLIS	SWARTZ	NARCOTICS	WC	D	04/16/2009	30	0	30
2009-10	SOLIS	BLANCO	NARCOTICS	WC	D	04/24/2009	30	0	30

¹ The prosecuting official authorized the filing of the application under provisions of the state's statute. (See Table 1 for this state's statutory citation.)

² Type: WC = Cellular or Mobile Telephone (Wire), WS = Standard Telephone (Wire), WO = Other (Wire), OM = Microphone (Oral), OO = Other (Oral), ED = Digital Pager (Electronic), EE = Computer or E-Mail (Electronic), EF = Fax Machine (Electronic), EO = Other (Electronic).

³ Location: D = Portable Device, H = Personal Residence, B = Business, A = Public Area, O = Other Location, R = Roving (Relaxed Specification Order), N = Not Specified.

* The first four digits of the A.O. number represent the year in which the wiretap was terminated. Wiretaps that were terminated prior to 2009 were not reported previously because they were part of ongoing investigations.

TABLE A-1
UNITED STATES DISTRICT COURTS

CALENDAR YEAR 2009

**REPORT BY PROSECUTORS OF COURT-AUTHORIZED INTERCEPTS OF WIRE, ORAL, OR ELECTRONIC COMMUNICATIONS
PURSUANT TO 18 U.S.C. 2519**

A.O. Number *	Number of Days in Oper- ation ⁴	Average Inter- cepts per Day	Number of ⁵			Costs		Number of					
			Persons Inter- cepted	Intercepts	Incrim- inating Intercepts	Total Cost in \$	Other Than Manpower in \$	Arrests	Trials	Motions to Suppress Intercepts ⁶			Persons Con- victed
										G	D	P	
SOUTH CAROLINA													
2009-1	30	122	47	3,645	161	20,860	2,600	-	-	-	-	-	-
2008-3	30	19	8	560	95	20,080	2,500	8	-	-	-	-	-
2008-4	30	-	-	-	-	20,080	2,500	RELATED TO NO. 2008-3					
2008-5	7	18	8	125	12	20,080	2,500	RELATED TO NO. 2008-3					
TENNESSEE, EASTERN													
2009-1	18	58	35	1,038	175	16,250	6,000	1	-	-	-	-	-
TENNESSEE, MIDDLE													
2008-6	24	25	30	600	400	69,133	12,000	-	-	-	-	-	-
2008-7	30	19	34	583	182	19,415	1,175	-	-	-	-	-	-
2008-8	90	22	45	1,992	273	58,245	3,525	-	-	-	-	-	-
2007-3	30	90	158	2,702	242	48,712	2,200	34	-	-	5	-	31
TENNESSEE, WESTERN													
2007-1	21	29	19	614	114	41,136	5,000	RELATED TO NO. 2007-4					
2007-2	30	39	25	1,169	155	39,354	4,500	RELATED TO NO. 2007-4					
2007-3	21	76	24	1,593	226	32,467	4,500	RELATED TO NO. 2007-4					
2007-4	10	17	6	170	41	19,569	4,500	22	1	-	-	-	19
TEXAS, EASTERN													
2009-1	60	145	107	8,699	234	61,200	3,200	4	-	-	-	-	-
2007-10	60	61	28	3,632	412	69,529	2,000	-	-	-	-	-	-
TEXAS, NORTHERN													
2009-1	29	51	12	1,474	354	21,326	2,000	-	-	-	-	-	-
2009-2	29	51	12	1,474	354	21,326	2,000	-	-	-	-	-	-
2009-3	5	-	-	-	-	100	-	-	-	-	-	-	-
2009-4	30	151	55	4,525	619	46,320	6,000	-	-	-	-	-	-
2009-5	1	-	-	-	-	-	-	-	-	-	-	-	-
2009-6	21	10	9	213	100	2,500	-	-	-	-	-	-	-
2009-7	30	76	27	2,265	316	44,320	4,000	-	-	-	-	-	-
2009-8	10	1	7	7	7	14,640	1,200	-	-	-	-	-	-
2009-9	30	33	17	986	222	42,320	2,000	-	-	-	-	-	-
2009-10	1	-	-	-	-	3,000	3,000	-	-	-	-	-	-

⁴ NI indicates never installed. I indicates installed but never used. NP indicates no prosecutor's report.

⁵ NR indicates not reported or could not be determined.

⁶ Motions: G = Granted, D = Denied, P = Pending.

* The first four digits of the A.O. number represent the year in which the wiretap was terminated. Wiretaps that were terminated prior to 2009 were not reported previously because they were part of ongoing investigations.

TABLE A-1
UNITED STATES DISTRICT COURTS

CALENDAR YEAR 2009

**REPORT BY JUDGES OF COURT-AUTHORIZED INTERCEPTS OF WIRE, ORAL, OR ELECTRONIC COMMUNICATIONS
PURSUANT TO 18 U.S.C. 2519**

A.O. Number *	Authorizing Official		Offense Specified	Intercept		Date of Application	Authorized Length		
	Judge	Attorney General ¹		Type ²	Location ³		Original Order (Days)	Number of Extensions	Total Length (Days)
TEXAS, NORTHERN (CONTINUED)									
2009-11	SOLIS	NO INFO	NARCOTICS	WC	D	05/08/2009	30	0	30
2009-12	CUMMINGS	BLANCO	NARCOTICS	WC	D	05/12/2009	30	0	30
2009-13	LINDSAY	GRINDLER	NARCOTICS	WC	D	05/27/2009	30	0	30
2009-14	LINDSAY	GRINDLER	NARCOTICS	WC	D	05/29/2009	30	0	30
2009-15	SOLIS	KEENEY	NARCOTICS	WC	D	06/02/2009	30	0	30
2009-16	GODBEY	KEENEY	NARCOTICS	WC	D	07/06/2009	30	0	30
2009-17	GODBEY	SWARTZ	NARCOTICS	WC	D	07/07/2009	30	0	30
2009-18	SOLIS	KEENEY	NARCOTICS	WC	D	08/03/2009	30	0	30
2009-19	SOLIS	BLANCO	NARCOTICS	WC	D	08/31/2009	30	1	60
2009-20	MEANS	KEENEY	NARCOTICS	WC	D	09/08/2009	30	1	60
2009-21	O'CONNOR	KEENEY	NARCOTICS	WC	D	09/16/2009	30	0	30
2009-22	SOLIS	KEENEY	NARCOTICS	WC	D	10/02/2009	30	0	30
2008-16	BOYLE	SABIN	NARCOTICS	WC	D	11/29/2007	30	1	60
2008-17	BOYLE	SABIN	NARCOTICS	WC	D	12/28/2007	30	0	30
2008-18	SOLIS	KEENEY	NARCOTICS	WC	D	02/15/2008	30	1	60
2008-19	LINDSAY	SABIN	NARCOTICS	WC	D	03/25/2008	30	0	30
2008-20	MCBRYDE	SABIN	NARCOTICS	WC	D	05/06/2008	30	0	30
2008-21	MCBRYDE	SABIN	NARCOTICS	WC	D	06/10/2008	30	0	30
2008-22	KINKEADE	KEENEY	NARCOTICS	WC	D	05/20/2008	30	1	60
2008-23	MEANS	KEENEY	NARCOTICS	WC	D	08/28/2008	30	0	30
2008-24	MEANS	BLANCO	NARCOTICS	WC	D	07/31/2008	30	1	60
2007-14	KINKEADE	ROTH	NARCOTICS	WC	D	09/28/2007	30	0	30
2007-15	KINKEADE	KEENEY	NARCOTICS	WC	D	10/05/2007	30	0	30
2007-16	BOYLE	KEENEY	NARCOTICS	WC	D	11/01/2007	30	0	30
TEXAS, SOUTHERN									
2009-1	ROSENTHAL	BLANCO	NARCOTICS	WC	D	08/28/2008	30	0	30
2009-2	ALVAREZ	KEENEY	NARCOTICS	WC	D	02/02/2009	30	0	30
2009-3	ALVAREZ	BIANCO	NARCOTICS	WC	D	02/26/2009	30	0	30
2009-4	ALVAREZ	BLANCO	NARCOTICS	WC	D	02/26/2009	30	0	30
2009-5	ELLISON	KEENEY	NARCOTICS	WC	D	03/16/2009	30	0	30

¹ The prosecuting official authorized the filing of the application under provisions of the state's statute. (See Table 1 for this state's statutory citation.)

² Type: WC = Cellular or Mobile Telephone (Wire), WS = Standard Telephone (Wire), WO = Other (Wire), OM = Microphone (Oral), OO = Other (Oral), ED = Digital Pager (Electronic), EE = Computer or E-Mail (Electronic), EF = Fax Machine (Electronic), EO = Other (Electronic).

³ Location: D = Portable Device, H = Personal Residence, B = Business, A = Public Area, O = Other Location, R = Roving (Relaxed Specification Order), N = Not Specified.

* The first four digits of the A.O. number represent the year in which the wiretap was terminated. Wiretaps that were terminated prior to 2009 were not reported previously because they were part of ongoing investigations.

TABLE A-1
UNITED STATES DISTRICT COURTS

CALENDAR YEAR 2009

**REPORT BY PROSECUTORS OF COURT-AUTHORIZED INTERCEPTS OF WIRE, ORAL, OR ELECTRONIC COMMUNICATIONS
PURSUANT TO 18 U.S.C. 2519**

A.O. Number *	Number of Days in Oper- ation ⁴	Average Inter- cepts per Day	Number of ⁵			Costs		Number of						
			Persons Inter- cepted	Intercepts	Incrim- inating Intercepts	Total Cost in \$	Other Than Manpower in \$	Arrests	Trials	Motions to Suppress Intercepts ⁶			Persons Con- victed	
										G	D	P		
TEXAS, NORTHERN (CONTINUED)														
2009-11	30	84	26	2,534	288	43,320	3,000	-	-	-	-	-	-	-
2009-12	30	42	14	1,274	155	298,727	14,520	25	-	-	-	-	-	21
2009-13	29	31	42	885	166	44,976	6,000	-	-	-	-	-	-	-
2009-14	5	47	10	237	60	8,720	2,000	17	-	-	-	-	-	-
2009-15	28	44	15	1,237	549	40,832	3,200	-	-	-	-	-	-	-
2009-16	4	10	5	41	22	7,376	2,000	-	-	-	-	-	-	-
2009-17	10	33	16	334	167	16,440	3,000	-	-	-	-	-	-	-
2009-18	24	56	25	1,349	706	39,456	7,200	2	-	-	-	-	-	-
2009-19	60	28	84	1,703	467	130,106	15,122	-	-	-	-	-	-	-
2009-20	46	16	19	746	198	29,023	-	8	-	-	-	-	-	-
2009-21	30	189	32	5,682	946	73,200	6,000	19	-	-	-	-	-	-
2009-22	16	16	12	264	156	27,536	2,000	-	-	-	-	-	-	-
2008-16	60	7	20	420	68	44,350	1,200	-	-	-	-	-	-	-
2008-17	30	13	10	383	37	15,501	1,200	-	-	-	-	-	-	-
2008-18	60	88	10	5,304	788	142,127	5,000	RELATED TO NO. 2008-22						
2008-19	30	58	25	1,727	28	47,301	1,000	-	-	-	-	-	-	-
2008-20	20	19	3	374	55	RELATED TO NO. 2008-23		RELATED TO NO. 2008-23						
2008-21	26	151	116	3,934	1,022	RELATED TO NO. 2008-23		RELATED TO NO. 2008-23						
2008-22	60	15	6	872	126	41,000	2,500	14	-	-	-	-	-	-
2008-23	19	49	34	931	185	266,167	31,151	34	1	-	-	-	-	34
2008-24	57	66	119	3,769	1,378	RELATED TO NO. 2008-23		RELATED TO NO. 2008-23						
2007-14	11	11	24	120	41	9,063	2,100	15	-	-	-	-	-	-
2007-15	30	21	20	631	96	73,984	2,000	-	-	-	-	-	-	-
2007-16	6	3	2	20	1	32,000	2,000	15	-	-	-	-	-	15
TEXAS, SOUTHERN														
2009-1	-	-	-	-	7,500	1,000	-	-	-	-	-	-	-	-
2009-2	30	1	2	22	-	18,109	2,600	-	-	-	-	-	-	-
2009-3	30	11	4	323	134	18,109	2,600	-	-	-	-	-	-	-
2009-4	30	19	12	573	134	55,414	16,968	-	-	-	-	-	-	-
2009-5	30	8	7	240	48	1,400	1,400	-	-	-	-	-	-	-

⁴ NI indicates never installed. I indicates installed but never used. NP indicates no prosecutor's report.

⁵ NR indicates not reported or could not be determined.

⁶ Motions: G = Granted, D = Denied, P = Pending.

* The first four digits of the A.O. number represent the year in which the wiretap was terminated. Wiretaps that were terminated prior to 2009 were not reported previously because they were part of ongoing investigations.

TABLE A-1
UNITED STATES DISTRICT COURTS

CALENDAR YEAR 2009

**REPORT BY JUDGES OF COURT-AUTHORIZED INTERCEPTS OF WIRE, ORAL, OR ELECTRONIC COMMUNICATIONS
PURSUANT TO 18 U.S.C. 2519**

A.O. Number *	Authorizing Official		Offense Specified	Intercept		Date of Application	Authorized Length		
	Judge	Attorney General ¹		Type ²	Location ³		Original Order (Days)	Number of Extensions	Total Length (Days)
TEXAS, SOUTHERN (CONTINUED)									
2009-6	KAZEN	SWARTZ	NARCOTICS	WC	D	03/25/2009	30	2	90
2009-7	KAZEN	BLANCO	NARCOTICS	WC	D	04/06/2009	30	2	90
2009-8	KAZEN	KEENEY	NARCOTICS	WC	D	05/13/2009	30	1	60
2009-9	KAZEN	KEENEY	NARCOTICS	WC	D	07/10/2009	30	2	90
2009-10	KAZEN	BLANCO	NARCOTICS	WC	D	08/25/2009	30	0	30
2009-11	CRANE	BLANCO	NARCOTICS	WC	D	08/26/2009	30	0	30
2009-12	HUGHES	BLANCO	NARCOTICS	WC	D	09/08/2009	30	0	30
2008-22	MILLER	SWARTZ	NARCOTICS	WC	D	02/28/2008	30	0	30
2008-23	MILLER	SWARTZ	NARCOTICS	WC	D	02/28/2008	30	0	30
2008-24	MILLER	KEENEY	NARCOTICS	WC	D	03/31/2008	30	0	30
2008-25	MILLER	SWARTZ	NARCOTICS	WC	D	03/27/2008	30	0	30
2008-26	MILLER	SABIN	NARCOTICS	WC	D	04/24/2008	30	0	30
2008-27	HUGHES	SABIN	NARCOTICS	WC	D	04/11/2008	30	1	60
2008-28	HUGHES	SABIN	NARCOTICS	WC	D	04/07/2008	30	1	60
2008-29	MILLER	BLANCO	NARCOTICS	WC	D	06/04/2008	30	1	60
2008-30	HUGHES	KEENEY	NARCOTICS	WC	D	05/15/2008	30	1	60
2008-31	MILLER	BLANCO	NARCOTICS	WC	D	05/20/2008	30	1	60
2008-32	HUGHES	SABIN	NARCOTICS	WC	D	07/11/2008	30	0	30
2008-33	MILLER	BLANCO	NARCOTICS	WC	D	07/09/2008	30	1	60
2008-34	ROSENTHAL	SABIN	NARCOTICS	WC	D	08/12/2008	30	0	30
2008-35	ROSENTHAL	SABIN	NARCOTICS	WC	D	08/12/2008	30	0	30
2008-36	ROSENTHAL	SABIN	NARCOTICS	WC	D	08/15/2008	30	0	30
2008-38	GILMORE	SABIN	NARCOTICS	WC	D	09/18/2008	30	0	30
2008-39	ATLAS	HENNESSY	NARCOTICS	WC,TX	D	10/23/2008	30	0	30
2008-40	ELLISON	KEENEY	NARCOTICS	WC	D	11/25/2008	30	0	30
2007-54	SMITH	KEENEY	NARCOTICS	WC	D	05/04/2007	30	0	30
2007-55	MILLER	SABIN	NARCOTICS	WC	D	05/07/2007	30	0	30
2007-56	MILLER	SWARTZ	NARCOTICS	WC	D	06/22/2007	30	1	60
2006-30	HARMON	PARSKY	NARCOTICS	WC	D	01/24/2006	30	0	30

¹ The prosecuting official authorized the filing of the application under provisions of the state's statute. (See Table 1 for this state's statutory citation.)

² Type: WC = Cellular or Mobile Telephone (Wire), WS = Standard Telephone (Wire), WO = Other (Wire), OM = Microphone (Oral), OO = Other (Oral), ED = Digital Pager (Electronic), EE = Computer or E-Mail (Electronic), EF = Fax Machine (Electronic), EO = Other (Electronic).

³ Location: D = Portable Device, H = Personal Residence, B = Business, A = Public Area, O = Other Location, R = Roving (Relaxed Specification Order), N = Not Specified.

* The first four digits of the A.O. number represent the year in which the wiretap was terminated. Wiretaps that were terminated prior to 2009 were not reported previously because they were part of ongoing investigations.

TABLE A-1
UNITED STATES DISTRICT COURTS

CALENDAR YEAR 2009

**REPORT BY PROSECUTORS OF COURT-AUTHORIZED INTERCEPTS OF WIRE, ORAL, OR ELECTRONIC COMMUNICATIONS
PURSUANT TO 18 U.S.C. 2519**

A.O. Number *	Number of Days in Operation ⁴	Average Intercepts per Day	Number of ⁵			Costs		Number of					
			Persons Intercepted	Intercepts	Incriminating Intercepts	Total Cost in \$	Other Than Manpower in \$	Arrests	Trials	Motions to Suppress Intercepts ⁶			Persons Convicted
										G	D	P	
TEXAS, SOUTHERN (CONTINUED)													
2009-6	81	32	24	2,556	629	225,038	7,800	2	-	-	-	-	1
2009-7	70	40	27	2,785	965	206,499	7,800	RELATED TO NO. 2009-6					
2009-8	54	64	36	3,447	1,189	66,653	-	3	-	-	-	-	-
2009-9	90	105	41	9,488	537	139,341	13,000	-	-	-	-	-	-
2009-10	5	47	11	235	8	29,240	2,600	-	-	-	-	-	-
2009-11	30	19	29	568	136	30,922	2,300	-	-	-	-	-	-
2009-12	30	16	47	479	305	21,400	3,200	RELATED TO NO. 2008-32					
2008-22	30	86	95	2,583	399	17,000	2,000	-	-	-	-	-	-
2008-23	30	115	95	3,461	284	17,000	2,000	-	-	-	-	-	-
2008-24	9	151	30	1,355	345	11,500	1,500	-	-	-	-	-	-
2008-25	27	36	43	965	176	23,000	3,000	-	-	-	-	-	-
2008-26	25	56	-	1,403	-	11,500	1,500	-	-	-	-	-	-
2008-27	36	105	30	3,776	879	42,151	5,200	-	-	-	-	-	-
2008-28	60	51	42	3,060	327	50,650	12,800	-	-	-	-	-	-
2008-29	26	45	41	1,182	657	23,000	3,000	-	-	-	-	-	-
2008-30	60	42	28	2,520	243	67,850	15,000	5	-	-	-	-	5
2008-31	60	55	43	3,290	1,165	54,000	4,000	-	-	-	-	-	-
2008-32	30	29	59	870	504	31,103	8,600	10	-	-	-	-	-
2008-33	48	103	75	4,946	969	25,000	2,000	-	-	-	-	-	-
2008-34	14	9	10	129	28	17,500	2,000	-	-	-	-	-	-
2008-35	7	-	-	-	-	7,500	1,000	-	-	-	-	-	-
2008-36	I	-	-	-	-	2,600	2,600	-	-	-	-	-	-
2008-38	30	-	-	-	-	-	-	-	-	-	-	-	-
2008-39	30	-	-	-	-	7,033	6,000	-	-	-	-	-	-
2008-40	30	49	229	1,467	308	42,776	-	-	-	-	-	-	-
2007-54	20	16	18	330	36	20,500	2,500	-	-	-	-	-	-
2007-55	30	39	37	1,170	133	10,031	2,233	-	-	-	-	-	-
2007-56	60	93	107	5,600	126	42,083	4,466	-	-	-	-	-	-
2006-30	30	71	19	2,124	393	56,720	2,000	-	-	-	-	-	-

⁴ NI indicates never installed. I indicates installed but never used. NP indicates no prosecutor's report.

⁵ NR indicates not reported or could not be determined.

⁶ Motions: G = Granted, D = Denied, P = Pending.

* The first four digits of the A.O. number represent the year in which the wiretap was terminated. Wiretaps that were terminated prior to 2009 were not reported previously because they were part of ongoing investigations.

TABLE A-1
UNITED STATES DISTRICT COURTS

CALENDAR YEAR 2009

**REPORT BY JUDGES OF COURT-AUTHORIZED INTERCEPTS OF WIRE, ORAL, OR ELECTRONIC COMMUNICATIONS
PURSUANT TO 18 U.S.C. 2519**

A.O. Number *	Authorizing Official		Offense Specified	Intercept		Date of Application	Authorized Length		
	Judge	Attorney General ¹		Type ²	Location ³		Original Order (Days)	Number of Extensions	Total Length (Days)
TEXAS, SOUTHERN (CONTINUED)									
2006-31	CRANE	SWARTZ	NARCOTICS	WC	D	04/05/2006	30	1	60
2006-32	CRANE	KEENEY	NARCOTICS	WC	D	06/12/2006	30	0	30
TEXAS, WESTERN									
2009-1	CARDONE	KEENEY	NARCOTICS	WC	D	12/01/2008	30	1	60
2009-2	MONTALVO	KEENEY	NARCOTICS	WC	D	12/22/2008	30	1	60
2009-3	GARCIA	KEENEY	NARCOTICS	WC	D	02/02/2009	30	0	30
2009-4	GARCIA	KEENEY	NARCOTICS	WC	D	02/02/2009	30	1	60
2009-5	MONTALVO	SWARTZ	NARCOTICS	WC	D	02/02/2009	30	2	90
2009-6	GARCIA	SWARTZ	NARCOTICS	WC	D	02/04/2009	30	1	60
2009-7	BIERY	SWARTZ	NARCOTICS	WC	D	03/06/2009	30	0	30
2009-8	BIERY	BLANCO	NARCOTICS	WC	D	03/13/2009	30	1	60
2009-9	MONTALVO	SWARTZ	NARCOTICS	WC	D	04/10/2009	30	0	30
2009-10	GARCIA	KEENEY	NARCOTICS	WC	D	04/15/2009	30	0	30
2009-11	GARCIA	KEENEY	NARCOTICS	WC	D	04/15/2009	30	0	30
2009-12	LUDLUM	SWARTZ	NARCOTICS	WC	D	06/10/2009	30	1	45
2009-13	LUDLUM	BLANCO	NARCOTICS	WC	D	06/17/2009	30	1	38
2009-14	MONTALVO	KEENEY	NARCOTICS	WC	D	06/25/2009	30	0	30
2008-20	BIERY	KEENEY	NARCOTICS	WC	D	02/15/2008	30	0	30
2008-21	SPARKS	SWARTZ	NARCOTICS	WC	D	07/10/2008	30	1	60
2008-22	SPARKS	SABIN	NARCOTICS	WC	D	08/15/2008	30	0	30
2008-23	SMITH	BIANCO	NARCOTICS	WC	D	10/01/2008	30	0	30
2008-24	YEAKEL	SWARTZ	NARCOTICS	WC	D	09/16/2008	30	1	60
2008-25	CARDONE	KEENEY	NARCOTICS	WC	D	11/04/2006	30	0	30
2008-26	GARCIA	MANDELKER	NARCOTICS	WC	D	09/11/2008	30	2	90
2008-27	CARDONE	KEENEY	NARCOTICS	WC	D	11/25/2008	30	0	30
2008-28	MARTINEZ	ROTH	NARCOTICS	WC	D	03/12/2008	30	1	60
2007-39	MARTINEZ	SWARTZ	IMMIGRATION	WC	D	05/22/2007	30	0	30
2007-40	SPARKS	SABIN	NARCOTICS	WC	D	06/21/2007	30	1	60
2007-41	MARTINEZ	SABIN	IMMIGRATION	WC	D	06/13/2007	30	1	60

¹ The prosecuting official authorized the filing of the application under provisions of the state's statute. (See Table 1 for this state's statutory citation.)

² Type: WC = Cellular or Mobile Telephone (Wire), WS = Standard Telephone (Wire), WO = Other (Wire), OM = Microphone (Oral), OO = Other (Oral), ED = Digital Pager (Electronic), EE = Computer or E-Mail (Electronic), EF = Fax Machine (Electronic), EO = Other (Electronic).

³ Location: D = Portable Device, H = Personal Residence, B = Business, A = Public Area, O = Other Location, R = Roving (Relaxed Specification Order), N = Not Specified.

* The first four digits of the A.O. number represent the year in which the wiretap was terminated. Wiretaps that were terminated prior to 2009 were not reported previously because they were part of ongoing investigations.

TABLE A-1
UNITED STATES DISTRICT COURTS

CALENDAR YEAR 2009

**REPORT BY PROSECUTORS OF COURT-AUTHORIZED INTERCEPTS OF WIRE, ORAL, OR ELECTRONIC COMMUNICATIONS
PURSUANT TO 18 U.S.C. 2519**

A.O. Number *	Number of Days in Operation ⁴	Average Inter- cepts per Day	Number of ⁵			Costs		Number of					
			Persons Inter- cepted	Intercepts	Incrim- inating Intercepts	Total Cost in \$	Other Than Manpower in \$	Arrests	Trials	Motions to Suppress Intercepts ⁶			Persons Conv- icted
										G	D	P	
TEXAS, SOUTHERN (CONTINUED)													
2006-31	51	17	15	884	127	62,020	5,950	4	2	-	-	-	-
2006-32	30	55	54	1,637	290	99,759	9,277	RELATED TO NO. 2006-31					
TEXAS, WESTERN													
2009-1	60	19	10	1,155	175	69,200	5,200	-	-	-	-	-	-
2009-2	37	32	11	1,174	186	35,235	4,400	16	-	-	-	-	-
2009-3	I	-	-	-	-	-	-	-	-	-	-	-	-
2009-4	60	44	59	2,642	416	38,000	6,000	2	-	-	-	-	-
2009-5	86	342	325	29,423	2,768	174,888	2,200	18	-	-	-	-	-
2009-6	60	30	26	1,825	465	31,364	-	2	-	-	-	-	2
2009-7	11	134	57	1,474	180	19,500	3,500	4	-	-	-	-	-
2009-8	59	121	92	7,157	480	122,933	500	6	-	-	-	-	-
2009-9	6	16	11	96	33	12,240	2,200	3	-	-	-	-	-
2009-10	22	81	46	1,787	184	19,500	3,500	2	-	-	-	-	-
2009-11	23	93	23	2,135	136	18,168	3,000	RELATED TO NO. 2009-6					
2009-12	45	40	28	1,779	43	523,276	4,400	-	-	-	-	-	-
2009-13	38	78	28	2,946	178	523,276	4,400	-	-	-	-	-	-
2009-14	30	36	45	1,082	93	38,480	2,000	-	-	-	-	-	-
2008-20	19	31	27	581	12	13,651	2,220	1	1	-	-	-	1
2008-21	60	214	39	12,836	1,780	RELATED TO NO. 2008-24		RELATED TO NO. 2008-24					
2008-22	30	69	19	2,076	349	RELATED TO NO. 2008-24		RELATED TO NO. 2008-24					
2008-23	30	222	110	6,675	600	98,108	18,108	8	-	-	-	-	-
2008-24	60	112	62	6,730	862	53,401	2,780	28	2	-	-	-	28
2008-25	30	12	14	353	27	34,600	2,600	-	-	-	-	-	-
2008-26	90	63	47	5,702	1,806	-	-	-	-	-	-	-	-
2008-27	30	10	8	297	15	34,600	2,600	-	-	-	-	-	-
2008-28	60	24	53	1,466	520	77,000	9,000	4	-	-	-	-	-
2007-39	30	18	21	529	61	40,000	2,000	-	-	-	-	-	-
2007-40	43	70	68	3,020	340	RELATED TO NO. 2007-44		-	-	-	-	-	-
2007-41	30	87	177	2,601	771	40,500	2,500	-	-	-	-	-	-

⁴ NI indicates never installed. I indicates installed but never used. NP indicates no prosecutor's report.

⁵ NR indicates not reported or could not be determined.

⁶ Motions: G = Granted, D = Denied, P = Pending.

* The first four digits of the A.O. number represent the year in which the wiretap was terminated. Wiretaps that were terminated prior to 2009 were not reported previously because they were part of ongoing investigations.

TABLE A-1
UNITED STATES DISTRICT COURTS

CALENDAR YEAR 2009

REPORT BY JUDGES OF COURT-AUTHORIZED INTERCEPTS OF WIRE, ORAL, OR ELECTRONIC COMMUNICATIONS PURSUANT TO 18 U.S.C. 2519									
A.O. Number *	Authorizing Official		Offense Specified	Intercept		Date of Application	Authorized Length		
	Judge	Attorney General ¹		Type ²	Location ³		Orig-inal Order (Days)	Num-ber of Exten-sions	Total Length (Days)
TEXAS, WESTERN (CONTINUED)									
2007-42	MARTINEZ	SABIN	IMMIGRATION	WC	D	06/13/2007	30	1	60
2007-43	MARTINEZ	KEENEY	IMMIGRATION	WC	D	08/06/2007	30	0	30
2007-44	SPARKS	KEENEY	NARCOTICS	WC	D	08/20/2007	30	0	30
2007-45	GARCIA	SABIN	NARCOTICS	WC	D	09/05/2007	30	0	30
2007-46	CARDONE	ROTH	\$LAUNDERING	WC	D	11/01/2007	30	1	60
2007-47	CARDONE	ROTH	\$LAUNDERING	OM	B	11/01/2007	30	1	60
VERMONT									
2008-1	SESSIONS	SWARTZ	NARCOTICS	WC	D	10/25/2007	30	2	90
VIRGINIA, EASTERN									
2009-1	TRENGA	WEINSTEIN	NARCOTICS	WC	D	12/07/2009	30	0	30
2008-5	JACKSON	KEENEY	NARCOTICS	WC	D	01/15/2008	30	1	60
2008-6	DOUMAR	KEENEY	NARCOTICS	WC	D	06/09/2008	30	2	90
2008-7	DOUMAR	KEENEY	NARCOTICS	WC	D	09/05/2008	30	0	30
WASHINGTON, EASTERN									
2008-2	NIELSON	SABIN	NARCOTICS	WC	D	04/29/2008	30	2	90
2008-3	NIELSON	BLANCO	NARCOTICS	WC,TX	D	05/29/2008	30	1	60
2008-4	NIELSON	SWARTZ	NARCOTICS	WC,TX	D	07/25/2008	30	0	30
WASHINGTON, WESTERN									
2009-1	MARTINEZ	KEENEY	NARCOTICS	WC	D	11/19/2008	30	1	60
2009-2	MARTINEZ	BIANCO	NARCOTICS	WC	D	11/21/2008	30	2	90
2009-3	MARTINEZ	SWARTZ	NARCOTICS	WC	D	02/10/2009	30	3	120
2009-4	LASNIK	BIANCO	NARCOTICS	WC	D	03/17/2009	30	0	30
2009-5	LASNIK	BIANCO	NARCOTICS	WC	D	03/17/2009	30	0	30
2009-6	MARTINEZ	BIANCO	NARCOTICS	WC	D	04/30/2009	30	1	60
2009-7	MARTINEZ	KEENEY	NARCOTICS	WC	D	08/03/2009	30	0	30
2009-8	MARTINEZ	BIANCO	NARCOTICS	WC	D	09/08/2009	30	0	30
2008-14	MARTINEZ	MANDELKER	NARCOTICS	WC	D	02/22/2008	30	0	30
2008-15	LEIGHTON	MANDELKER	NARCOTICS	WC	D	02/22/2008	30	1	60

¹ The prosecuting official authorized the filing of the application under provisions of the state's statute. (See Table 1 for this state's statutory citation.)

² Type: WC = Cellular or Mobile Telephone (Wire), WS = Standard Telephone (Wire), WO = Other (Wire), OM = Microphone (Oral), OO = Other (Oral), ED = Digital Pager (Electronic), EE = Computer or E-Mail (Electronic), EF = Fax Machine (Electronic), EO = Other (Electronic).

³ Location: D = Portable Device, H = Personal Residence, B = Business, A = Public Area, O = Other Location, R = Roving (Relaxed Specification Order), N = Not Specified.

* The first four digits of the A.O. number represent the year in which the wiretap was terminated. Wiretaps that were terminated prior to 2009 were not reported previously because they were part of ongoing investigations.

TABLE A-1
UNITED STATES DISTRICT COURTS

CALENDAR YEAR 2009

**REPORT BY PROSECUTORS OF COURT-AUTHORIZED INTERCEPTS OF WIRE, ORAL, OR ELECTRONIC COMMUNICATIONS
PURSUANT TO 18 U.S.C. 2519**

A.O. Number *	Number of Days in Operation ⁴	Average Inter- cepts per Day	Number of ⁵			Costs		Number of					
			Persons Inter- cepted	Intercepts	Incrim- inating Intercepts	Total Cost in \$	Other Than Manpower in \$	Arrests	Trials	Motions to Suppress Intercepts ⁶			Persons Convicted
										G	D	P	
TEXAS, WESTERN (CONTINUED)													
2007-42	60	39	145	2,326	824	79,000	3,000	-	-	-	-	-	-
2007-43	30	93	108	2,786	713	40,000	2,000	-	-	-	-	-	-
2007-44	30	101	63	3,020	340	80,464	100	-	-	-	-	-	-
2007-45	29	19	7	553	12	48,596	50	-	-	-	-	-	-
2007-46	57	132	109	7,549	1,061	97,885	7,000	1	-	1	-	1	1
2007-47	52	18	10	920	23	27,980	1,200	1	-	-	-	-	1
VERMONT													
2008-1	90	33	50	3,000	216	44,814	6,000	6	-	-	-	-	-
VIRGINIA, EASTERN													
2009-1	10	-	3	2	2	-	-	3	-	-	-	-	-
2008-5	40	106	43	4,259	344	94,196	50,000	8	-	-	-	-	8
2008-6	89	188	89	16,766	1,715	34,238	8,588	9	2	-	-	-	8
2008-7	18	110	20	1,976	214	RELATED TO NO. 2008-6		RELATED TO NO. 2008-6					
WASHINGTON, EASTERN													
2008-2	89	180	343	15,985	7,913	214,281	82,107	2	-	-	-	-	-
2008-3	59	63	146	3,689	503	RELATED TO NO. 2008-2		RELATED TO NO. 2008-2					
2008-4	12	27	11	325	212	RELATED TO NO. 2008-2		RELATED TO NO. 2008-2					
WASHINGTON, WESTERN													
2009-1	60	35	50	2,106	1,090	59,004	18,954	17	-	-	-	-	15
2009-2	64	54	98	3,485	1,807	321,327	158,472	-	-	-	-	-	-
2009-3	120	151	295	18,067	2,047	733,301	204,485	32	-	-	-	-	-
2009-4	30	9	252	265	238	21,810	4,880	5	-	-	-	-	3
2009-5	30	67	250	2,022	234	21,480	4,600	6	-	-	-	-	1
2009-6	60	41	80	2,484	710	10,000	-	9	-	-	-	-	-
2009-7	30	172	160	5,158	2,693	47,950	-	9	-	-	-	-	-
2009-8	30	20	99	601	180	47,956	-	RELATED TO NO. 2009-7					
2008-14	30	76	75	2,283	-	21,400	2,400	-	-	-	-	-	-
2008-15	60	50	137	2,997	451	34,992	1,545	-	-	-	-	-	-

⁴ NI indicates never installed. I indicates installed but never used. NP indicates no prosecutor's report.

⁵ NR indicates not reported or could not be determined.

⁶ Motions: G = Granted, D = Denied, P = Pending.

* The first four digits of the A.O. number represent the year in which the wiretap was terminated. Wiretaps that were terminated prior to 2009 were not reported previously because they were part of ongoing investigations.

TABLE A-1
UNITED STATES DISTRICT COURTS

CALENDAR YEAR 2009

**REPORT BY JUDGES OF COURT-AUTHORIZED INTERCEPTS OF WIRE, ORAL, OR ELECTRONIC COMMUNICATIONS
PURSUANT TO 18 U.S.C. 2519**

A.O. Number *	Authorizing Official		Offense Specified	Intercept		Date of Application	Authorized Length		
	Judge	Attorney General ¹		Type ²	Location ³		Original Order (Days)	Number of Extensions	Total Length (Days)
WISCONSIN, EASTERN									
2008-2	CLEVERT	ROTH	NARCOTICS	WC	D	03/06/2008	30	0	30
2008-3	CLEVERT	ROTH	NARCOTICS	WC	D	04/22/2008	30	0	30
2006-9	CLEVERT	KEENEY	NARCOTICS	WC	D	01/31/2006	30	0	30
WISCONSIN, WESTERN									
2008-1	CRABB	KEENEY	NARCOTICS	WC,TX	D	02/14/2008	30	0	30
WYOMING									
2009-1	JOHNSON	KEENEY	NARCOTICS	WC,TX	D	10/03/2008	30	2	90
2009-2	JOHNSON	BLANCO	NARCOTICS	WC	D	01/22/2009	30	2	90
2009-3	JOHNSON	HENNESSY	NARCOTICS	WC	D	03/06/2009	30	0	30
2009-4	JOHNSON	BLANCO	NARCOTICS	WC	D	03/30/2009	30	0	30
2009-5	JOHNSON	BLANCO	NARCOTICS	WC	D	04/20/2009	30	0	30
2009-6	JOHNSON	SWARTZ	NARCOTICS	WC,TX	D	05/01/2009	30	0	30
2009-7	DOWNES	GRINDLER	NARCOTICS	WC,TX	D	05/01/2009	30	0	30
2009-8	JOHNSON	GRINDLER	NARCOTICS	WC,TX	D	05/08/2009	30	0	30
2009-9	JOHNSON	KEENEY	NARCOTICS	WC	D	05/11/2009	30	0	30

¹ The prosecuting official authorized the filing of the application under provisions of the state's statute. (See Table 1 for this state's statutory citation.)

² Type: WC = Cellular or Mobile Telephone (Wire), WS = Standard Telephone (Wire), WO = Other (Wire), OM = Microphone (Oral), OO = Other (Oral), ED = Digital Pager (Electronic), EE = Computer or E-Mail (Electronic), EF = Fax Machine (Electronic), EO = Other (Electronic).

³ Location: D = Portable Device, H = Personal Residence, B = Business, A = Public Area, O = Other Location, R = Roving (Relaxed Specification Order), N = Not Specified.

* The first four digits of the A.O. number represent the year in which the wiretap was terminated. Wiretaps that were terminated prior to 2009 were not reported previously because they were part of ongoing investigations.

TABLE A-1
UNITED STATES DISTRICT COURTS

CALENDAR YEAR 2009

REPORT BY PROSECUTORS OF COURT-AUTHORIZED INTERCEPTS OF WIRE, ORAL, OR ELECTRONIC COMMUNICATIONS
PURSUANT TO 18 U.S.C. 2519

A.O. Number *	Number of Days in Oper-ation ⁴	Average Inter-cepts per Day	Number of ⁵			Costs		Number of						
			Persons Inter-cepted	Intercepts	Incrim-inating Intercepts	Total Cost in \$	Other Than Manpower in \$	Arrests	Trials	Motions to Suppress Intercepts ⁶			Persons Con- victed	
										G	D	P		
WISCONSIN, EASTERN														
2008-2	30	83	25	2,486	504	267,306	7,000	3	-	-	-	1	-	
2008-3	16	63	25	1,008	197	RELATED TO NO. 2008-2		RELATED TO NO. 2008-2						
2006-9	30	288	350	8,627	223	115,090	10,000	9	-	-	-	-	-	
WISCONSIN, WESTERN														
2008-1	30	145	449	4,350	2,620	389,817	135,717	17	-	-	-	-	17	
WYOMING														
2009-1	89	91	204	8,078	318	-	-	-	-	-	-	-	-	
2009-2	87	345	480	30,008	14,069	241,000	91,000	55	-	-	-	-	-	
2009-3	30	208	164	6,250	1,146	-	-	-	-	-	-	-	-	
2009-4	30	374	117	11,219	2,410	-	-	-	-	-	-	-	-	
2009-5	30	60	101	1,798	420	-	-	-	-	-	-	-	-	
2009-6	30	139	118	4,171	519	-	-	-	-	-	-	-	-	
2009-7	30	28	25	842	212	56,976	-	-	-	-	-	-	-	
2009-8	29	8	27	223	58	-	-	-	-	-	-	-	-	
2009-9	26	125	125	3,243	604	241,000	91,000	55	-	-	-	-	-	

⁴ NI indicates never installed. I indicates installed but never used. NP indicates no prosecutor's report.

⁵ NR indicates not reported or could not be determined.

⁶ Motions: G = Granted, D = Denied, P = Pending.

* The first four digits of the A.O. number represent the year in which the wiretap was terminated. Wiretaps that were terminated prior to 2009 were not reported previously because they were part of ongoing investigations.

SUPPLEMENTARY REPORT BY PROSECUTORS FOR INTERCEPTS TERMINATED IN CALENDAR YEAR 1991
AS OF DECEMBER 31, 2009

U.S. District Court	A.O. Report Number in 1991 Report	Date of Application	Additional Activity During Calendar Year 2009							
			Cost in \$	Persons Arrested	Trials Completed	Motions to Suppress Intercepts ¹			Persons Con- victed	Offense for Which Convicted
						G	D	P		

NEW YORK, EASTERN

1991-11 10/11/1989

Linked to another wiretap involving the same investigation

¹ Motions: G = Granted, D = Denied, P = Pending.

SUPPLEMENTARY REPORT BY PROSECUTORS FOR INTERCEPTS TERMINATED IN CALENDAR YEAR 1998
AS OF DECEMBER 31, 2009

U.S. District Court	A.O. Report Number in 1998 Report	Date of Application	Additional Activity During Calendar Year 2009							
			Cost in \$	Persons Arrested	Trials Completed	Motions to Suppress Intercepts ¹			Persons Con- victed	Offense for Which Convicted
						G	D	P		
TENNESSEE, EASTERN										
	1998-477	05/08/1998	-	-	-	-	-	-	1	NARCOTICS

¹ Motions: G = Granted, D = Denied, P = Pending.

SUPPLEMENTARY REPORT BY PROSECUTORS FOR INTERCEPTS TERMINATED IN CALENDAR YEAR 2000
AS OF DECEMBER 31, 2009

U.S. District Court	A.O. Report Number in 2000 Report	Date of Application	Additional Activity During Calendar Year 2009							
			Cost in \$	Persons Arrested	Trials Completed	Motions to Suppress Intercepts ¹			Persons Con- victed	Offense for Which Convicted
						G	D	P		
MICHIGAN, EASTERN										
	2000-2	01/28/2000	-	2	-	-	-	-	1	NARCOTICS

¹ Motions: G = Granted, D = Denied, P = Pending.

SUPPLEMENTARY REPORT BY PROSECUTORS FOR INTERCEPTS TERMINATED IN CALENDAR YEAR 2004
AS OF DECEMBER 31, 2009

U.S. District Court	A.O. Report Number in 2004 Report	Date of Application	Additional Activity During Calendar Year 2009								
			Cost in \$	Persons Arrested	Trials Completed	Motions to Suppress Intercepts ¹			Persons Con- victed	Offense for Which Convicted	
						G	D	P			
ARIZONA											
	2004-11	04/12/2004	Linked to another wiretap involving the same investigation								
CALIFORNIA, NORTHERN											
	2004-4	05/17/2004	Linked to another wiretap involving the same investigation								
DISTRICT OF COLUMBIA											
	2004-5	04/27/2004	Linked to another wiretap involving the same investigation								
GEORGIA, NORTHERN											
	2004-17	11/09/2004	-	1	-	-	-	-	1	TERRORISM	
IDAHO											
	2004-2	09/21/2004	-	-	-	-	-	-	1	NARCOTICS	
ILLINOIS, NORTHERN											
	2004-15	02/09/2004	Linked to another wiretap involving the same investigation								
	2004-17	02/12/2004	-	7	-	-	-	-	7	NARCOTICS	
	2004-23	04/09/2004	Linked to another wiretap involving the same investigation								
	2004-51	08/12/2004	-	26	1	-	-	-	22	NARCOTICS	
INDIANA, NORTHERN											
	2004-3	03/18/2004	Linked to another wiretap involving the same investigation								
MARYLAND											
	2004-7	06/25/2004	-	-	-	-	2	-	2	NARCOTICS	
MISSOURI, EASTERN											
	2004-7	05/28/2004	-	-	-	-	-	-	2	THEFT	
NEBRASKA											
	2005-6	02/17/2005	Linked to another wiretap involving the same investigation								
NEW YORK, WESTERN											
	2004-7	03/30/2004	Linked to another wiretap involving the same investigation								
	2004-14	06/01/2004	-	-	-	-	-	-	7	NARCOTICS	
OHIO, NORTHERN											
	2004-9	06/02/2004	Linked to another wiretap involving the same investigation								
TENNESSEE, EASTERN											
	2004-4	09/24/2004	-	9	-	-	-	-	10	GAMBLING	

¹ Motions: G = Granted, D = Denied, P = Pending.

SUPPLEMENTARY REPORT BY PROSECUTORS FOR INTERCEPTS TERMINATED IN CALENDAR YEAR 2004
AS OF DECEMBER 31, 2009 (CONTINUED)

U.S. District Court	A.O. Report Number in 2004 Report	Date of Application	Additional Activity During Calendar Year 2009							
			Cost in \$	Persons Arrested	Trials Completed	Motions to Suppress Intercepts ¹			Persons Con- victed	Offense for Which Convicted
						G	D	P		
TEXAS, SOUTHERN										
	2004-43	10/29/2004	Linked to another wiretap involving the same investigation							
TEXAS, WESTERN										
	2004-4	01/14/2004	-	-	-	-	-	-	2	CORRUPTION
	2004-30	08/03/2004	Linked to another wiretap involving the same investigation							

¹ Motions: G = Granted, D = Denied, P = Pending.

SUPPLEMENTARY REPORT BY PROSECUTORS FOR INTERCEPTS TERMINATED IN CALENDAR YEAR 2005
AS OF DECEMBER 31, 2009

U.S. District Court	A.O. Report Number in 2005 Report	Date of Application	Additional Activity During Calendar Year 2009								
			Cost in \$	Persons Arrested	Trials Completed	Motions to Suppress Intercepts ¹			Persons Con- victed	Offense for Which Convicted	
						G	D	P			
CONNECTICUT	2005-1	10/29/2004	-	-	-	-	-	-	2	NARCOTICS	
DISTRICT OF COLUMBIA	2005-3	09/27/2005	-	1	2	-	-	-	1	NARCOTICS	
ILLINOIS, NORTHERN	2005-1	10/22/2004	Linked to another wiretap involving the same investigation								
	2005-3	12/13/2004	Linked to another wiretap involving the same investigation								
	2005-12	04/20/2005	-	-	-	-	-	-	8	NARCOTICS	
	2005-22	07/22/2005	-	22	-	-	-	-	22	NARCOTICS	
	2005-27	08/24/2005	-	-	-	-	-	-	4	NARCOTICS	
	2005-29	09/20/2005	-	7	-	-	-	-	7	\$LAUNDERING	
	2005-34	11/21/2005	-	21	-	-	-	-	21	NARCOTICS	
KANSAS	2005-9	06/10/2005	Linked to another wiretap involving the same investigation								
KENTUCKY, EASTERN	2005-5	08/25/2005	-	8	-	-	-	-	10	NARCOTICS	
MICHIGAN, EASTERN	2005-9	09/28/2005	Linked to another wiretap involving the same investigation								
NEVADA	2005-4	07/29/2005	-	-	-	-	-	-	1	CORRUPTION	
NEW YORK, SOUTHERN	2005-46	10/04/2005	-	1	-	-	-	-	1	GAMBLING	
NEW YORK, WESTERN	2005-6	06/29/2005	Linked to another wiretap involving the same investigation								
OHIO, SOUTHERN	2005-4	03/23/2005	Linked to another wiretap involving the same investigation								
SOUTH CAROLINA	2005-2	03/07/2005	-	52	-	-	-	-	39	NARCOTICS	
TEXAS, WESTERN	2005-2	03/24/2005	-	20	-	-	-	-	3	NARCOTICS	
VIRGINIA, EASTERN	2005-5	06/08/2005	-	4	1	-	-	-	3	BRIBERY	

¹ Motions: G = Granted, D = Denied, P = Pending.

SUPPLEMENTARY REPORT BY PROSECUTORS FOR INTERCEPTS TERMINATED IN CALENDAR YEAR 2006
AS OF DECEMBER 31, 2009

U.S. District Court	A.O. Report Number in 2006 Report	Date of Application	Additional Activity During Calendar Year 2009								
			Cost in \$	Persons Arrested	Trials Completed	Motions to Suppress Intercepts ¹			Persons Con- victed	Offense for Which Convicted	
						G	D	P			
ARIZONA											
	2008-7	(See Appendix Table A-1 in this year's report.)									
CALIFORNIA, EASTERN											
	2006-12	(See Appendix Table A-1 in this year's report.)									
	2006-13	(See Appendix Table A-1 in this year's report.)									
	2006-14	(See Appendix Table A-1 in this year's report.)									
CALIFORNIA, NORTHERN											
	2008-8	(See Appendix Table A-1 in this year's report.)									
CALIFORNIA, SOUTHERN											
	2005-22	10/31/2005	Linked to another wiretap involving the same investigation								
CONNECTICUT											
	2005-10	08/12/2004	Linked to another wiretap involving the same investigation								
DISTRICT OF COLUMBIA											
	2006-4	(See Appendix Table A-1 in this year's report.)									
FLORIDA, SOUTHERN											
	2006-4	02/17/2006	Linked to another wiretap involving the same investigation								
	2006-16	(See Appendix Table A-1 in this year's report.)									
	2006-17	(See Appendix Table A-1 in this year's report.)									
GEORGIA, NORTHERN											
	2006-10	06/16/2006	-	-	1	-	-	-	3	THEFT	
	2006-27	(See Appendix Table A-1 in this year's report.)									
	2006-28	(See Appendix Table A-1 in this year's report.)									
HAWAII											
	2006-1	(See Appendix Table A-1 in this year's report.)									
ILLINOIS, CENTRAL											
	2006-1	09/14/2006	-	2	-	-	-	-	2	KIDNAPPING	
ILLINOIS, NORTHERN											
	2006-25	(See Appendix Table A-1 in this year's report.)									
	2006-26	(See Appendix Table A-1 in this year's report.)									
	2006-27	(See Appendix Table A-1 in this year's report.)									

¹ Motions: G = Granted, D = Denied, P = Pending.

SUPPLEMENTARY REPORT BY PROSECUTORS FOR INTERCEPTS TERMINATED IN CALENDAR YEAR 2006
AS OF DECEMBER 31, 2009 (CONTINUED)

U.S. District Court	A.O. Report Number in 2006 Report	Date of Application	Additional Activity During Calendar Year 2009								
			Cost in \$	Persons Arrested	Trials Completed	Motions to Suppress Intercepts ¹			Persons Con- victed	Offense for Which Convicted	
						G	D	P			
MICHIGAN, EASTERN											
	2006-18	(See Appendix Table A-1 in this year's report.)									
MISSOURI, EASTERN											
	2006-13	(See Appendix Table A-1 in this year's report.)									
	2006-14	(See Appendix Table A-1 in this year's report.)									
	2006-15	(See Appendix Table A-1 in this year's report.)									
	2006-16	(See Appendix Table A-1 in this year's report.)									
MISSOURI, WESTERN											
	2006-5	06/08/2006	Linked to another wiretap involving the same investigation								
NEVADA											
	2006-6	(See Appendix Table A-1 in this year's report.)									
NEW JERSEY											
	2006-6	(See Appendix Table A-1 in this year's report.)									
	2006-7	(See Appendix Table A-1 in this year's report.)									
NEW YORK, EASTERN											
	2006-51	(See Appendix Table A-1 in this year's report.)									
	2006-52	(See Appendix Table A-1 in this year's report.)									
	2006-53	(See Appendix Table A-1 in this year's report.)									
NEW YORK, SOUTHERN											
	2006-70	(See Appendix Table A-1 in this year's report.)									
	2006-71	(See Appendix Table A-1 in this year's report.)									
NORTH CAROLINA, EASTERN											
	2006-1	(See Appendix Table A-1 in this year's report.)									
	2006-2	(See Appendix Table A-1 in this year's report.)									
NORTH CAROLINA, WESTERN											
	2006-10	(See Appendix Table A-1 in this year's report.)									
OHIO, SOUTHERN											
	2006-1	02/10/2006	-	2	-	-	-	-	2	CONSPIRACY	
PENNSYLVANIA, EASTERN											
	2008-8	(See Appendix Table A-1 in this year's report.)									

¹ Motions: G = Granted, D = Denied, P = Pending.

SUPPLEMENTARY REPORT BY PROSECUTORS FOR INTERCEPTS TERMINATED IN CALENDAR YEAR 2006
AS OF DECEMBER 31, 2009 (CONTINUED)

U.S. District Court	A.O. Report Number in 2006 Report	Date of Application	Additional Activity During Calendar Year 2009							Persons Con- victed	Offense for Which Convicted
			Cost in \$	Persons Arrested	Trials Completed	Motions to Suppress Intercepts ¹					
						G	D	P			
PENNSYLVANIA, WESTERN											
	2006-1	(See Appendix Table A-1 in this year's report.)									
	2006-2	(See Appendix Table A-1 in this year's report.)									
	2006-3	(See Appendix Table A-1 in this year's report.)									
	2006-4	(See Appendix Table A-1 in this year's report.)									
	2006-5	(See Appendix Table A-1 in this year's report.)									
	2007-6	(See Appendix Table A-1 in this year's report.)									
	2006-7	(See Appendix Table A-1 in this year's report.)									
RHODE ISLAND											
	2006-2	11/14/2005	Linked to another wiretap involving the same investigation								
TEXAS, SOUTHERN											
	2006-30	(See Appendix Table A-1 in this year's report.)									
	2006-31	(See Appendix Table A-1 in this year's report.)									
	2006-32	(See Appendix Table A-1 in this year's report.)									
WASHINGTON, WESTERN											
	2006-3	04/05/2006	-	1	-	-	-	-	3	FRAUD	
WISCONSIN, EASTERN											
	2006-9	(See Appendix Table A-1 in this year's report.)									

¹ Motions: G = Granted, D = Denied, P = Pending.

SUPPLEMENTARY REPORT BY PROSECUTORS FOR INTERCEPTS TERMINATED IN CALENDAR YEAR 2007
AS OF DECEMBER 31, 2009

U.S. District Court	A.O. Report Number in 2007 Report	Date of Application	Additional Activity During Calendar Year 2009							
			Cost in \$	Persons Arrested	Trials Completed	Motions to Suppress Intercepts ¹			Persons Con- victed	Offense for Which Convicted
						G	D	P		
ALABAMA, MIDDLE										
	2007-1	(See Appendix Table A-1 in this year's report.)								
	2007-2	(See Appendix Table A-1 in this year's report.)								
ARIZONA										
	2007-9	(See Appendix Table A-1 in this year's report.)								
	2007-10	(See Appendix Table A-1 in this year's report.)								
	2007-11	(See Appendix Table A-1 in this year's report.)								
	2007-12	(See Appendix Table A-1 in this year's report.)								
	2007-13	(See Appendix Table A-1 in this year's report.)								
ARKANSAS, EASTERN										
	2006-2	07/11/2006	Linked to another wiretap involving the same investigation							
CALIFORNIA, CENTRAL										
	2007-45	(See Appendix Table A-1 in this year's report.)								
CALIFORNIA, EASTERN										
	2007-13	(See Appendix Table A-1 in this year's report.)								
	2007-14	(See Appendix Table A-1 in this year's report.)								
CALIFORNIA, NORTHERN										
	2007-1	(See Appendix Table A-1 in this year's report.)								
	2007-2	(See Appendix Table A-1 in this year's report.)								
CALIFORNIA, SOUTHERN										
	2007-13	(See Appendix Table A-1 in this year's report.)								
	2007-14	(See Appendix Table A-1 in this year's report.)								
	2006-15	03/27/2006	-	-	-	-	-	-	10	RACKETEERING
	2007-15	(See Appendix Table A-1 in this year's report.)								
	2007-16	(See Appendix Table A-1 in this year's report.)								
	2007-17	(See Appendix Table A-1 in this year's report.)								
	2007-18	(See Appendix Table A-1 in this year's report.)								
	2007-20	(See Appendix Table A-1 in this year's report.)								
	2007-21	(See Appendix Table A-1 in this year's report.)								
	2005-24	07/26/2005	Linked to another wiretap involving the same investigation							
COLORADO										
	2007-4	01/25/2007	Linked to another wiretap involving the same investigation							

¹ Motions: G = Granted, D = Denied, P = Pending.

SUPPLEMENTARY REPORT BY PROSECUTORS FOR INTERCEPTS TERMINATED IN CALENDAR YEAR 2007
AS OF DECEMBER 31, 2009 (CONTINUED)

U.S. District Court	A.O. Report Number in 2007 Report	Date of Application	Additional Activity During Calendar Year 2009							Persons Con- victed	Offense for Which Convicted
			Cost in \$	Persons Arrested	Trials Completed	Motions to Suppress Intercepts ¹					
						G	D	P			
CONNECTICUT											
	2007-3	02/01/2007	-	-	-	-	-	-	15	NARCOTICS	
	2007-7	(See Appendix Table A-1 in this year's report.)									
	2006-8	07/26/2006	Linked to another wiretap involving the same investigation								
	2007-8	(See Appendix Table A-1 in this year's report.)									
DISTRICT OF COLUMBIA											
	2007-1	(See Appendix Table A-1 in this year's report.)									
	2007-2	(See Appendix Table A-1 in this year's report.)									
	2007-3	(See Appendix Table A-1 in this year's report.)									
FLORIDA, SOUTHERN											
	2007-11	08/16/2007	-	-	4	-	-	-	5	FIREARMS	
	2007-17	(See Appendix Table A-1 in this year's report.)									
	2007-18	(See Appendix Table A-1 in this year's report.)									
	2007-19	(See Appendix Table A-1 in this year's report.)									
	2007-20	(See Appendix Table A-1 in this year's report.)									
	2007-21	(See Appendix Table A-1 in this year's report.)									
	2007-22	(See Appendix Table A-1 in this year's report.)									
	2007-23	(See Appendix Table A-1 in this year's report.)									
	2007-24	(See Appendix Table A-1 in this year's report.)									
	2007-25	(See Appendix Table A-1 in this year's report.)									
	2007-26	(See Appendix Table A-1 in this year's report.)									
GEORGIA, NORTHERN											
	2007-21	(See Appendix Table A-1 in this year's report.)									
	2007-22	(See Appendix Table A-1 in this year's report.)									
	2007-23	(See Appendix Table A-1 in this year's report.)									
	2007-24	(See Appendix Table A-1 in this year's report.)									
	2007-25	(See Appendix Table A-1 in this year's report.)									
	2007-26	(See Appendix Table A-1 in this year's report.)									
	2007-27	(See Appendix Table A-1 in this year's report.)									
	2007-28	(See Appendix Table A-1 in this year's report.)									
	2006-29	(See Appendix Table A-1 in this year's report.)									
	2007-29	(See Appendix Table A-1 in this year's report.)									

¹ Motions: G = Granted, D = Denied, P = Pending.

SUPPLEMENTARY REPORT BY PROSECUTORS FOR INTERCEPTS TERMINATED IN CALENDAR YEAR 2007
AS OF DECEMBER 31, 2009 (CONTINUED)

U.S. District Court	A.O. Report Number in 2007 Report	Date of Application	Additional Activity During Calendar Year 2009								Persons Con- victed	Offense for Which Convicted
			Cost in \$	Persons Arrested	Trials Completed	Motions to Suppress Intercepts ¹						
						G	D	P				
GEORGIA, NORTHERN (CONTINUED)												
	2007-30	(See Appendix Table A-1 in this year's report.)										
	2007-31	(See Appendix Table A-1 in this year's report.)										
	2007-32	(See Appendix Table A-1 in this year's report.)										
	2007-33	(See Appendix Table A-1 in this year's report.)										
HAWAII												
	2007-10	(See Appendix Table A-1 in this year's report.)										
	2007-11	(See Appendix Table A-1 in this year's report.)										
	2007-12	(See Appendix Table A-1 in this year's report.)										
	2007-13	(See Appendix Table A-1 in this year's report.)										
	2007-14	(See Appendix Table A-1 in this year's report.)										
	2007-15	(See Appendix Table A-1 in this year's report.)										
IDAHO												
	2007-1	(See Appendix Table A-1 in this year's report.)										
	2007-2	(See Appendix Table A-1 in this year's report.)										
ILLINOIS, NORTHERN												
	2006-8	01/09/2006	-	12	-	-	-	-	5	NARCOTICS		
	2007-9	(See Appendix Table A-1 in this year's report.)										
	2007-10	(See Appendix Table A-1 in this year's report.)										
	2007-11	(See Appendix Table A-1 in this year's report.)										
	2007-12	(See Appendix Table A-1 in this year's report.)										
INDIANA, SOUTHERN												
	2007-18	(See Appendix Table A-1 in this year's report.)										
	2007-19	(See Appendix Table A-1 in this year's report.)										
IOWA, SOUTHERN												
	2007-3	(See Appendix Table A-1 in this year's report.)										
	2007-4	(See Appendix Table A-1 in this year's report.)										
KANSAS												
	2007-13	(See Appendix Table A-1 in this year's report.)										
	2007-14	(See Appendix Table A-1 in this year's report.)										

¹ Motions: G = Granted, D = Denied, P = Pending.

SUPPLEMENTARY REPORT BY PROSECUTORS FOR INTERCEPTS TERMINATED IN CALENDAR YEAR 2007
AS OF DECEMBER 31, 2009 (CONTINUED)

U.S. District Court	A.O. Report Number in 2007 Report	Date of Application	Additional Activity During Calendar Year 2009								Persons Con- victed	Offense for Which Convicted
			Cost in \$	Persons Arrested	Trials Completed	Motions to Suppress Intercepts ¹						
						G	D	P				
KENTUCKY, WESTERN												
	2007-1	(See Appendix Table A-1 in this year's report.)										
MAINE												
	2007-5	(See Appendix Table A-1 in this year's report.)										
	2007-6	(See Appendix Table A-1 in this year's report.)										
	2007-7	(See Appendix Table A-1 in this year's report.)										
MARYLAND												
	2007-5	(See Appendix Table A-1 in this year's report.)										
	2007-6	(See Appendix Table A-1 in this year's report.)										
	2007-7	(See Appendix Table A-1 in this year's report.)										
	2007-8	(See Appendix Table A-1 in this year's report.)										
MASSACHUSETTS												
	2006-10	05/15/2006	Linked to another wiretap involving the same investigation									
	2007-27	(See Appendix Table A-1 in this year's report.)										
	2007-28	(See Appendix Table A-1 in this year's report.)										
	2007-29	(See Appendix Table A-1 in this year's report.)										
MICHIGAN, EASTERN												
	2007-16	(See Appendix Table A-1 in this year's report.)										
MINNESOTA												
	2007-14	(See Appendix Table A-1 in this year's report.)										
MISSISSIPPI, NORTHERN												
	2007-3	(See Appendix Table A-1 in this year's report.)										
	2007-4	(See Appendix Table A-1 in this year's report.)										
	2007-5	(See Appendix Table A-1 in this year's report.)										
MISSOURI, EASTERN												
	2007-23	(See Appendix Table A-1 in this year's report.)										
MISSOURI, WESTERN												
	2007-2	04/17/2007	-	8	1	-	-	-	7	NARCOTICS		
NEVADA												
	2007-7	(See Appendix Table A-1 in this year's report.)										

¹ Motions: G = Granted, D = Denied, P = Pending.

SUPPLEMENTARY REPORT BY PROSECUTORS FOR INTERCEPTS TERMINATED IN CALENDAR YEAR 2007
AS OF DECEMBER 31, 2009 (CONTINUED)

U.S. District Court	A.O. Report Number in 2007 Report	Date of Application	Additional Activity During Calendar Year 2009								
			Cost in \$	Persons Arrested	Trials Completed	Motions to Suppress Intercepts ¹			Persons Con- victed	Offense for Which Convicted	
						G	D	P			
NEW JERSEY											
	2007-4	(See Appendix Table A-1 in this year's report.)									
	2007-5	(See Appendix Table A-1 in this year's report.)									
	2007-6	(See Appendix Table A-1 in this year's report.)									
NEW YORK, EASTERN											
	2007-40	(See Appendix Table A-1 in this year's report.)									
NEW YORK, SOUTHERN											
	2007-43	(See Appendix Table A-1 in this year's report.)									
	2007-44	(See Appendix Table A-1 in this year's report.)									
	2007-45	(See Appendix Table A-1 in this year's report.)									
	2007-46	(See Appendix Table A-1 in this year's report.)									
	2007-47	(See Appendix Table A-1 in this year's report.)									
	2007-48	(See Appendix Table A-1 in this year's report.)									
NEW YORK, WESTERN											
	2007-18	(See Appendix Table A-1 in this year's report.)									
	2007-19	(See Appendix Table A-1 in this year's report.)									
	2007-20	See Appendix Table A-1 in this year's report.)									
	2007-21	(See Appendix Table A-1 in this year's report.)									
NORTH CAROLINA, WESTERN											
	2007-5	(See Appendix Table A-1 in this year's report.)									
	2007-6	(See Appendix Table A-1 in this year's report.)									
OHIO, NORTHERN											
	2007-4	05/30/2007	-	-	-	-	-	-	10	NARCOTICS	
	2007-8	(See Appendix Table A-1 in this year's report.)									
	2007-9	(See Appendix Table A-1 in this year's report.)									
OKLAHOMA, NORTHERN											
	2007-1	(See Appendix Table A-1 in this year's report.)									
	2007-2	(See Appendix Table A-1 in this year's report.)									
OKLAHOMA, WESTERN											
	2007-3	(See Appendix Table A-1 in this year's report.)									

¹ Motions: G = Granted, D = Denied, P = Pending.

SUPPLEMENTARY REPORT BY PROSECUTORS FOR INTERCEPTS TERMINATED IN CALENDAR YEAR 2007
AS OF DECEMBER 31, 2009 (CONTINUED)

U.S. District Court	A.O. Report Number in 2007 Report	Date of Application	Additional Activity During Calendar Year 2009								Persons Con- victed	Offense for Which Convicted
			Cost in \$	Persons Arrested	Trials Completed	Motions to Suppress Intercepts ¹						
						G	D	P				
OREGON												
	2007-2	11/28/2006	-	1	-	-	-	-	2	BRIBERY		
	2007-6	02/07/2007	-	-	-	-	-	-	3	BRIBERY		
	2007-8	02/09/2007	-	1	-	1	1	1	11	NARCOTICS		
	2007-12	03/05/2007	-	-	-	-	-	-	1	BRIBERY		
PENNSYLVANIA, EASTERN												
	2007-12	(See Appendix Table A-1 in this year's report.)										
	2007-13	(See Appendix Table A-1 in this year's report.)										
	2007-14	(See Appendix Table A-1 in this year's report.)										
	2007-15	(See Appendix Table A-1 in this year's report.)										
	2007-16	(See Appendix Table A-1 in this year's report.)										
	2007-17	(See Appendix Table A-1 in this year's report.)										
	2007-18	(See Appendix Table A-1 in this year's report.)										
	2007-19	(See Appendix Table A-1 in this year's report.)										
	2007-20	(See Appendix Table A-1 in this year's report.)										
	2007-21	(See Appendix Table A-1 in this year's report.)										
	2007-22	(See Appendix Table A-1 in this year's report.)										
	2007-23	(See Appendix Table A-1 in this year's report.)										
	2007-24	(See Appendix Table A-1 in this year's report.)										
	2007-25	(See Appendix Table A-1 in this year's report.)										
	2007-26	(See Appendix Table A-1 in this year's report.)										
TENNESSEE, MIDDLE												
	2007-3	(See Appendix Table A-1 in this year's report.)										
TENNESSEE, WESTERN												
	2007-1	(See Appendix Table A-1 in this year's report.)										
	2007-2	(See Appendix Table A-1 in this year's report.)										
	2007-3	(See Appendix Table A-1 in this year's report.)										
	2007-4	(See Appendix Table A-1 in this year's report.)										
TEXAS, EASTERN												
	2007-10	(See Appendix Table A-1 in this year's report.)										

¹ Motions: G = Granted, D = Denied, P = Pending.

SUPPLEMENTARY REPORT BY PROSECUTORS FOR INTERCEPTS TERMINATED IN CALENDAR YEAR 2007
AS OF DECEMBER 31, 2009 (CONTINUED)

U.S. District Court	A.O. Report Number in 2007 Report	Date of Application	Additional Activity During Calendar Year 2009								Persons Con- victed	Offense for Which Convicted
			Cost in \$	Persons Arrested	Trials Completed	Motions to Suppress Intercepts ¹						
						G	D	P				
TEXAS, NORTHERN												
	2007-14	(See Appendix Table A-1 in this year's report.)										
	2007-15	(See Appendix Table A-1 in this year's report.)										
	2007-16	(See Appendix Table A-1 in this year's report.)										
TEXAS, SOUTHERN												
	2007-54	(See Appendix Table A-1 in this year's report.)										
	2007-55	(See Appendix Table A-1 in this year's report.)										
	2007-56	(See Appendix Table A-1 in this year's report.)										
TEXAS, WESTERN												
	2007-39	(See Appendix Table A-1 in this year's report.)										
	2007-40	(See Appendix Table A-1 in this year's report.)										
	2007-41	(See Appendix Table A-1 in this year's report.)										
	2007-42	(See Appendix Table A-1 in this year's report.)										
	2007-43	(See Appendix Table A-1 in this year's report.)										
	2007-44	(See Appendix Table A-1 in this year's report.)										
	2007-45	(See Appendix Table A-1 in this year's report.)										
	2007-46	(See Appendix Table A-1 in this year's report.)										
	2007-47	(See Appendix Table A-1 in this year's report.)										
VIRGINIA, EASTERN												
	2004-11	05/19/2004	-	5	-	-	-	-	-	1		NARCOTICS

¹ Motions: G = Granted, D = Denied, P = Pending.

SUPPLEMENTARY REPORT BY PROSECUTORS FOR INTERCEPTS TERMINATED IN CALENDAR YEAR 2008
AS OF DECEMBER 31, 2009

U.S. District Court	A.O. Report Number in 2008 Report	Date of Application	Additional Activity During Calendar Year 2009								
			Cost in \$	Persons Arrested	Trials Completed	Motions to Suppress Intercepts ¹			Persons Con- victed	Offense for Which Convicted	
						G	D	P			
ALABAMA, NORTHERN											
	2008-6	(See Appendix Table A-1 in this year's report.)									
ARIZONA											
	2008-4	(See Appendix Table A-1 in this year's report.)									
	2008-5	(See Appendix Table A-1 in this year's report.)									
	2008-6	(See Appendix Table A-1 in this year's report.)									
	2008-8	(See Appendix Table A-1 in this year's report.)									
	2008-9	(See Appendix Table A-1 in this year's report.)									
	2008-10	(See Appendix Table A-1 in this year's report.)									
	2008-11	(See Appendix Table A-1 in this year's report.)									
CALIFORNIA, CENTRAL											
	2008-41	(See Appendix Table A-1 in this year's report.)									
	2008-42	(See Appendix Table A-1 in this year's report.)									
	2008-43	(See Appendix Table A-1 in this year's report.)									
	2008-44	(See Appendix Table A-1 in this year's report.)									
	2008-46	(See Appendix Table A-1 in this year's report.)									
	2008-47	(See Appendix Table A-1 in this year's report.)									
	2008-48	(See Appendix Table A-1 in this year's report.)									
	2008-49	(See Appendix Table A-1 in this year's report.)									
	2008-50	(See Appendix Table A-1 in this year's report.)									
CALIFORNIA, EASTERN											
	2008-14	(See Appendix Table A-1 in this year's report.)									
	2008-15	(See Appendix Table A-1 in this year's report.)									
	2008-16	(See Appendix Table A-1 in this year's report.)									
	2008-17	(See Appendix Table A-1 in this year's report.)									
	2008-18	(See Appendix Table A-1 in this year's report.)									
CALIFORNIA, NORTHERN											
	2008-3	(See Appendix Table A-1 in this year's report.)									
	2008-4	(See Appendix Table A-1 in this year's report.)									
	2008-5	(See Appendix Table A-1 in this year's report.)									
	2008-6	(See Appendix Table A-1 in this year's report.)									
	2008-7	(See Appendix Table A-1 in this year's report.)									
	2005-16	02/18/2005	-	33	-	-	-	-	31		\$LAUNDERING

¹ Motions: G = Granted, D = Denied, P = Pending.

SUPPLEMENTARY REPORT BY PROSECUTORS FOR INTERCEPTS TERMINATED IN CALENDAR YEAR 2008
AS OF DECEMBER 31, 2009 (CONTINUED)

U.S. District Court	A.O. Report Number in 2008 Report	Date of Application	Additional Activity During Calendar Year 2009								
			Cost in \$	Persons Arrested	Trials Completed	Motions to Suppress Intercepts ¹			Persons Con- victed	Offense for Which Convicted	
						G	D	P			
CALIFORNIA, SOUTHERN											
	2008-1	02/04/2008	-	6	-	-	-	-	3	FRAUD	
	2008-9	(See Appendix Table A-1 in this year's report.)									
	2008-10	(See Appendix Table A-1 in this year's report.)									
	2008-11	(See Appendix Table A-1 in this year's report.)									
	2008-12	(See Appendix Table A-1 in this year's report.)									
	2008-13	(See Appendix Table A-1 in this year's report.)									
COLORADO											
	2009-2	(See Appendix Table A-1 in this year's report.)									
CONNECTICUT											
	2008-2	11/30/2007	Linked to another wiretap involving the same investigation								
	2008-3	12/21/2007	-	1	-	-	-	-	8	NARCOTICS	
	2008-5	12/28/2007	Linked to another wiretap involving the same investigation								
	2008-7	02/20/2008	-	-	-	-	-	-	8	NARCOTICS	
	2008-11	(See Appendix Table A-1 in this year's report.)									
DISTRICT OF COLUMBIA											
	2008-1	(See Appendix Table A-1 in this year's report.)									
FLORIDA, MIDDLE											
	2008-3	(See Appendix Table A-1 in this year's report.)									
	2008-4	(See Appendix Table A-1 in this year's report.)									
FLORIDA, SOUTHERN											
	2008-11	(See Appendix Table A-1 in this year's report.)									
	2008-12	(See Appendix Table A-1 in this year's report.)									
	2008-13	(See Appendix Table A-1 in this year's report.)									
	2008-14	(See Appendix Table A-1 in this year's report.)									
	2008-15	(See Appendix Table A-1 in this year's report.)									
	2008-16	(See Appendix Table A-1 in this year's report.)									
	2008-17	(See Appendix Table A-1 in this year's report.)									
	2008-18	(See Appendix Table A-1 in this year's report.)									
	2008-19	(See Appendix Table A-1 in this year's report.)									

¹ Motions: G = Granted, D = Denied, P = Pending.

SUPPLEMENTARY REPORT BY PROSECUTORS FOR INTERCEPTS TERMINATED IN CALENDAR YEAR 2008
AS OF DECEMBER 31, 2009 (CONTINUED)

U.S. District Court	A.O. Report Number in 2008 Report	Date of Application	Additional Activity During Calendar Year 2009							
			Cost in \$	Persons Arrested	Trials Completed	Motions to Suppress Intercepts ¹			Persons Con- victed	Offense for Which Convicted
						G	D	P		
GEORGIA, NORTHERN										
	2008-20	(See Appendix Table A-1 in this year's report.)								
	2008-21	(See Appendix Table A-1 in this year's report.)								
	2008-22	(See Appendix Table A-1 in this year's report.)								
	2008-23	(See Appendix Table A-1 in this year's report.)								
	2008-24	(See Appendix Table A-1 in this year's report.)								
	2008-25	(See Appendix Table A-1 in this year's report.)								
	2008-26	(See Appendix Table A-1 in this year's report.)								
	2008-27	(See Appendix Table A-1 in this year's report.)								
	2008-28	(See Appendix Table A-1 in this year's report.)								
	2008-29	(See Appendix Table A-1 in this year's report.)								
	2008-30	(See Appendix Table A-1 in this year's report.)								
	2008-31	(See Appendix Table A-1 in this year's report.)								
	2008-32	(See Appendix Table A-1 in this year's report.)								
	2008-33	(See Appendix Table A-1 in this year's report.)								
	2008-34	(See Appendix Table A-1 in this year's report.)								
	2008-35	(See Appendix Table A-1 in this year's report.)								
	2008-36	(See Appendix Table A-1 in this year's report.)								
	2008-37	(See Appendix Table A-1 in this year's report.)								
	2008-38	(See Appendix Table A-1 in this year's report.)								
	2008-39	(See Appendix Table A-1 in this year's report.)								
	2008-40	(See Appendix Table A-1 in this year's report.)								
	2008-41	(See Appendix Table A-1 in this year's report.)								
	2008-42	(See Appendix Table A-1 in this year's report.)								
	2008-43	(See Appendix Table A-1 in this year's report.)								
	2008-44	(See Appendix Table A-1 in this year's report.)								
	2008-45	(See Appendix Table A-1 in this year's report.)								
	2008-46	(See Appendix Table A-1 in this year's report.)								
	2008-47	(See Appendix Table A-1 in this year's report.)								
	2008-48	(See Appendix Table A-1 in this year's report.)								
	2008-49	(See Appendix Table A-1 in this year's report.)								
	2008-50	(See Appendix Table A-1 in this year's report.)								
	2008-51	(See Appendix Table A-1 in this year's report.)								
	2008-52	(See Appendix Table A-1 in this year's report.)								

¹ Motions: G = Granted, D = Denied, P = Pending.

SUPPLEMENTARY REPORT BY PROSECUTORS FOR INTERCEPTS TERMINATED IN CALENDAR YEAR 2008
AS OF DECEMBER 31, 2009 (CONTINUED)

U.S. District Court	A.O. Report Number in 2008 Report	Date of Application	Additional Activity During Calendar Year 2009							Persons Con- victed	Offense for Which Convicted
			Cost in \$	Persons Arrested	Trials Completed	Motions to Suppress Intercepts ¹					
						G	D	P			
GEORGIA, SOUTHERN											
	2008-3	(See Appendix Table A-1 in this year's report.)									
	2008-4	(See Appendix Table A-1 in this year's report.)									
	2008-5	(See Appendix Table A-1 in this year's report.)									
	2008-6	(See Appendix Table A-1 in this year's report.)									
	2008-7	(See Appendix Table A-1 in this year's report.)									
IDAHO											
	2008-1	(See Appendix Table A-1 in this year's report.)									
	2008-2	(See Appendix Table A-1 in this year's report.)									
ILLINOIS, CENTRAL											
	2008-2	(See Appendix Table A-1 in this year's report.)									
ILLINOIS, NORTHERN											
	2008-8	(See Appendix Table A-1 in this year's report.)									
	2008-9	(See Appendix Table A-1 in this year's report.)									
	2008-10	(See Appendix Table A-1 in this year's report.)									
	2008-11	(See Appendix Table A-1 in this year's report.)									
	2008-12	(See Appendix Table A-1 in this year's report.)									
	2008-13	(See Appendix Table A-1 in this year's report.)									
	2008-14	(See Appendix Table A-1 in this year's report.)									
	2008-15	(See Appendix Table A-1 in this year's report.)									
	2008-16	(See Appendix Table A-1 in this year's report.)									
	2008-17	(See Appendix Table A-1 in this year's report.)									
	2008-18	(See Appendix Table A-1 in this year's report.)									
	2008-19	(See Appendix Table A-1 in this year's report.)									
	2006-20	05/10/2006			Linked to another wiretap involving the same investigation						
	2008-20	(See Appendix Table A-1 in this year's report.)									
	2008-21	(See Appendix Table A-1 in this year's report.)									
INDIANA, NORTHERN											
	2008-1	01/10/2008	-	-	-	-	-	-	18	NARCOTICS	
	2008-2	(See Appendix Table A-1 in this year's report.)									
	2008-3	(See Appendix Table A-1 in this year's report.)									
	2008-4	(See Appendix Table A-1 in this year's report.)									
	2008-5	(See Appendix Table A-1 in this year's report.)									

¹ Motions: G = Granted, D = Denied, P = Pending.

SUPPLEMENTARY REPORT BY PROSECUTORS FOR INTERCEPTS TERMINATED IN CALENDAR YEAR 2008
AS OF DECEMBER 31, 2009 (CONTINUED)

U.S. District Court	A.O. Report Number in 2008 Report	Date of Application	Additional Activity During Calendar Year 2009							
			Cost in \$	Persons Arrested	Trials Completed	Motions to Suppress Intercepts ¹			Persons Con- victed	Offense for Which Convicted
						G	D	P		
INDIANA, SOUTHERN										
	2008-2	02/20/2008	Linked to another wiretap involving the same investigation							
	2008-3	(See Appendix Table A-1 in this year's report.)								
	2008-4	(See Appendix Table A-1 in this year's report.)								
	2008-5	(See Appendix Table A-1 in this year's report.)								
	2008-6	(See Appendix Table A-1 in this year's report.)								
	2008-7	(See Appendix Table A-1 in this year's report.)								
	2008-8	(See Appendix Table A-1 in this year's report.)								
	2008-9	(See Appendix Table A-1 in this year's report.)								
	2008-10	(See Appendix Table A-1 in this year's report.)								
	2008-11	(See Appendix Table A-1 in this year's report.)								
	2007-12	05/14/2007	-	17	-	-	-	-	21	NARCOTICS
	2007-17	08/10/2007	Linked to another wiretap involving the same investigation							
IOWA, SOUTHERN										
	2008-2	(See Appendix Table A-1 in this year's report.)								
KANSAS										
	2008-10	(See Appendix Table A-1 in this year's report.)								
	2008-11	(See Appendix Table A-1 in this year's report.)								
	2008-12	(See Appendix Table A-1 in this year's report.)								
	2008-13	(See Appendix Table A-1 in this year's report.)								
	2008-14	(See Appendix Table A-1 in this year's report.)								
	2008-15	(See Appendix Table A-1 in this year's report.)								
	2008-16	(See Appendix Table A-1 in this year's report.)								
	2008-17	(See Appendix Table A-1 in this year's report.)								
	2008-18	(See Appendix Table A-1 in this year's report.)								
KENTUCKY, WESTERN										
	2008-1	(See Appendix Table A-1 in this year's report.)								
LOUISIANA, WESTERN										
	2008-1	(See Appendix Table A-1 in this year's report.)								
	2008-2	(See Appendix Table A-1 in this year's report.)								
	2008-3	(See Appendix Table A-1 in this year's report.)								

¹ Motions: G = Granted, D = Denied, P = Pending.

SUPPLEMENTARY REPORT BY PROSECUTORS FOR INTERCEPTS TERMINATED IN CALENDAR YEAR 2008
AS OF DECEMBER 31, 2009 (CONTINUED)

U.S. District Court	A.O. Report Number in 2008 Report	Date of Application	Additional Activity During Calendar Year 2009							Persons Con- victed	Offense for Which Convicted
			Cost in \$	Persons Arrested	Trials Completed	Motions to Suppress Intercepts ¹					
						G	D	P			
MARYLAND											
	2008-1	(See Appendix Table A-1 in this year's report.)									
	2008-2	(See Appendix Table A-1 in this year's report.)									
	2008-3	(See Appendix Table A-1 in this year's report.)									
MASSACHUSETTS											
	2008-3	(See Appendix Table A-1 in this year's report.)									
	2008-4	(See Appendix Table A-1 in this year's report.)									
	2008-5	(See Appendix Table A-1 in this year's report.)									
	2008-6	(See Appendix Table A-1 in this year's report.)									
	2008-7	(See Appendix Table A-1 in this year's report.)									
	2008-8	(See Appendix Table A-1 in this year's report.)									
	2008-9	(See Appendix Table A-1 in this year's report.)									
	2008-10	(See Appendix Table A-1 in this year's report.)									
	2008-11	(See Appendix Table A-1 in this year's report.)									
MICHIGAN, EASTERN											
	2008-13	(See Appendix Table A-1 in this year's report.)									
	2008-14	(See Appendix Table A-1 in this year's report.)									
	2008-15	(See Appendix Table A-1 in this year's report.)									
	2008-16	(See Appendix Table A-1 in this year's report.)									
	2008-17	(See Appendix Table A-1 in this year's report.)									
	2008-18	(See Appendix Table A-1 in this year's report.)									
	2008-19	(See Appendix Table A-1 in this year's report.)									
	2008-20	(See Appendix Table A-1 in this year's report.)									
	2008-21	(See Appendix Table A-1 in this year's report.)									
	2008-22	(See Appendix Table A-1 in this year's report.)									
	2008-23	(See Appendix Table A-1 in this year's report.)									
	2008-24	(See Appendix Table A-1 in this year's report.)									
	2008-25	(See Appendix Table A-1 in this year's report.)									

¹ Motions: G = Granted, D = Denied, P = Pending.

SUPPLEMENTARY REPORT BY PROSECUTORS FOR INTERCEPTS TERMINATED IN CALENDAR YEAR 2008
AS OF DECEMBER 31, 2009 (CONTINUED)

U.S. District Court	A.O. Report Number in 2008 Report	Date of Application	Additional Activity During Calendar Year 2009								Persons Con- victed	Offense for Which Convicted
			Cost in \$	Persons Arrested	Trials Completed	Motions to Suppress Intercepts ¹						
						G	D	P				
MINNESOTA												
	2008-4	(See Appendix Table A-1 in this year's report.)										
	2008-5	(See Appendix Table A-1 in this year's report.)										
	2008-6	(See Appendix Table A-1 in this year's report.)										
MISSISSIPPI, NORTHERN												
	2008-1	(See Appendix Table A-1 in this year's report.)										
	2008-2	(See Appendix Table A-1 in this year's report.)										
	2008-3	(See Appendix Table A-1 in this year's report.)										
	2008-4	(See Appendix Table A-1 in this year's report.)										
	2008-5	(See Appendix Table A-1 in this year's report.)										
MISSOURI, EASTERN												
	2008-13	(See Appendix Table A-1 in this year's report.)										
	2008-14	(See Appendix Table A-1 in this year's report.)										
	2008-15	(See Appendix Table A-1 in this year's report.)										
	2008-16	(See Appendix Table A-1 in this year's report.)										
	2008-17	(See Appendix Table A-1 in this year's report.)										
	2008-18	(See Appendix Table A-1 in this year's report.)										
	2008-19	(See Appendix Table A-1 in this year's report.)										
MISSOURI, WESTERN												
	2007-5	08/14/2007	-	-	-	-	-	-	3		NARCOTICS	
	2007-6	11/16/2007	-	-	-	-	-	-	2		THEFT	
	2008-28	(See Appendix Table A-1 in this year's report.)										
	2008-29	(See Appendix Table A-1 in this year's report.)										
	2008-30	(See Appendix Table A-1 in this year's report.)										
NEBRASKA												
	2008-2	(See Appendix Table A-1 in this year's report.)										
	2008-3	(See Appendix Table A-1 in this year's report.)										
NEVADA												
	2008-4	04/17/2008	-	-	-	-	-	-	1		NARCOTICS	
	2008-6	(See Appendix Table A-1 in this year's report.)										
	2008-7	(See Appendix Table A-1 in this year's report.)										
	2008-8	(See Appendix Table A-1 in this year's report.)										
	2008-9	(See Appendix Table A-1 in this year's report.)										

¹ Motions: G = Granted, D = Denied, P = Pending.

SUPPLEMENTARY REPORT BY PROSECUTORS FOR INTERCEPTS TERMINATED IN CALENDAR YEAR 2008
AS OF DECEMBER 31, 2009 (CONTINUED)

U.S. District Court	A.O. Report Number in 2008 Report	Date of Application	Additional Activity During Calendar Year 2009							Persons Con- victed	Offense for Which Convicted
			Cost in \$	Persons Arrested	Trials Completed	Motions to Suppress Intercepts ¹					
						G	D	P			
NEVADA (CONTINUED)											
	2008-10	(See Appendix Table A-1 in this year's report.)									
	2008-11	(See Appendix Table A-1 in this year's report.)									
	2008-12	(See Appendix Table A-1 in this year's report.)									
	2008-13	(See Appendix Table A-1 in this year's report.)									
NEW JERSEY											
	2008-1	12/07/2007	Linked to another wiretap involving the same investigation								
	2008-5	(See Appendix Table A-1 in this year's report.)									
	2008-6	(See Appendix Table A-1 in this year's report.)									
	2008-7	(See Appendix Table A-1 in this year's report.)									
	2008-8	(See Appendix Table A-1 in this year's report.)									
	2008-9	(See Appendix Table A-1 in this year's report.)									
	2008-10	(See Appendix Table A-1 in this year's report.)									
	2008-11	(See Appendix Table A-1 in this year's report.)									
NEW MEXICO											
	2008-10	(See Appendix Table A-1 in this year's report.)									
	2008-11	(See Appendix Table A-1 in this year's report.)									
	2008-12	(See Appendix Table A-1 in this year's report.)									
	2008-13	(See Appendix Table A-1 in this year's report.)									
	2008-14	(See Appendix Table A-1 in this year's report.)									
	2008-15	(See Appendix Table A-1 in this year's report.)									
	2008-16	(See Appendix Table A-1 in this year's report.)									
	2008-17	(See Appendix Table A-1 in this year's report.)									
	2008-18	(See Appendix Table A-1 in this year's report.)									
NEW YORK, EASTERN											
	2008-15	(See Appendix Table A-1 in this year's report.)									
	2008-16	(See Appendix Table A-1 in this year's report.)									
NEW YORK, NORTHERN											
	2008-2	07/07/2008	-	9	-	-	-	-	8	NARCOTICS	
	2008-3	(See Appendix Table A-1 in this year's report.)									
	2008-4	(See Appendix Table A-1 in this year's report.)									
	2008-5	(See Appendix Table A-1 in this year's report.)									
	2008-6	(See Appendix Table A-1 in this year's report.)									
	2008-7	(See Appendix Table A-1 in this year's report.)									

¹ Motions: G = Granted, D = Denied, P = Pending.

SUPPLEMENTARY REPORT BY PROSECUTORS FOR INTERCEPTS TERMINATED IN CALENDAR YEAR 2008
AS OF DECEMBER 31, 2009 (CONTINUED)

U.S. District Court	A.O. Report Number in 2008 Report	Date of Application	Additional Activity During Calendar Year 2009							Persons Con- victed	Offense for Which Convicted
			Cost in \$	Persons Arrested	Trials Completed	Motions to Suppress Intercepts ¹					
						G	D	P			
NEW YORK, SOUTHERN											
	2008-32	(See Appendix Table A-1 in this year's report.)									
	2008-33	(See Appendix Table A-1 in this year's report.)									
	2008-34	(See Appendix Table A-1 in this year's report.)									
	2008-35	(See Appendix Table A-1 in this year's report.)									
	2008-36	(See Appendix Table A-1 in this year's report.)									
	2008-37	(See Appendix Table A-1 in this year's report.)									
	2008-38	(See Appendix Table A-1 in this year's report.)									
	2008-39	(See Appendix Table A-1 in this year's report.)									
	2008-40	(See Appendix Table A-1 in this year's report.)									
	2008-41	(See Appendix Table A-1 in this year's report.)									
	2008-42	(See Appendix Table A-1 in this year's report.)									
	2008-43	(See Appendix Table A-1 in this year's report.)									
	2008-44	(See Appendix Table A-1 in this year's report.)									
NEW YORK, WESTERN											
	2008-2	(See Appendix Table A-1 in this year's report.)									
	2008-3	(See Appendix Table A-1 in this year's report.)									
	2008-4	(See Appendix Table A-1 in this year's report.)									
	2007-10	04/23/2007	Linked to another wiretap involving the same investigation								
NORTH CAROLINA, MIDDLE											
	2008-4	(See Appendix Table A-1 in this year's report.)									
NORTH CAROLINA, WESTERN											
	2008-5	(See Appendix Table A-1 in this year's report.)									
	2008-6	(See Appendix Table A-1 in this year's report.)									
	2008-7	(See Appendix Table A-1 in this year's report.)									
	2008-8	(See Appendix Table A-1 in this year's report.)									
NORTH DAKOTA											
	2008-1	(See Appendix Table A-1 in this year's report.)									

¹ Motions: G = Granted, D = Denied, P = Pending.

SUPPLEMENTARY REPORT BY PROSECUTORS FOR INTERCEPTS TERMINATED IN CALENDAR YEAR 2008
AS OF DECEMBER 31, 2009 (CONTINUED)

U.S. District Court	A.O. Report Number in 2008 Report	Date of Application	Additional Activity During Calendar Year 2009								Persons Convicted	Offense for Which Convicted
			Cost in \$	Persons Arrested	Trials Completed	Motions to Suppress Intercepts ¹						
						G	D	P				
OHIO, NORTHERN												
	2008-3	(See Appendix Table A-1 in this year's report.)										
	2008-4	(See Appendix Table A-1 in this year's report.)										
	2008-5	(See Appendix Table A-1 in this year's report.)										
	2008-6	(See Appendix Table A-1 in this year's report.)										
	2007-7	10/03/2007	-	1	-	-	-	-	5	NARCOTICS		
OHIO, SOUTHERN												
	2008-7	06/30/2008	Linked to another wiretap involving the same investigation									
	2008-9	(See Appendix Table A-1 in this year's report.)										
	2008-10	(See Appendix Table A-1 in this year's report.)										
	2008-11	(See Appendix Table A-1 in this year's report.)										
	2008-12	(See Appendix Table A-1 in this year's report.)										
	2008-13	(See Appendix Table A-1 in this year's report.)										
OKLAHOMA, WESTERN												
	2008-1	(See Appendix Table A-1 in this year's report.)										
	2008-2	(See Appendix Table A-1 in this year's report.)										
OREGON												
	2008-2	01/22/2008	Linked to another wiretap involving the same investigation									
PENNSYLVANIA, EASTERN												
	2008-7	(See Appendix Table A-1 in this year's report.)										
	2008-8	(See Appendix Table A-1 in this year's report.)										
PUERTO RICO												
	2008-1	(See Appendix Table A-1 in this year's report.)										
	2008-2	(See Appendix Table A-1 in this year's report.)										
	2008-4	(See Appendix Table A-1 in this year's report.)										
	2008-5	(See Appendix Table A-1 in this year's report.)										
SOUTH CAROLINA												
	2008-3	(See Appendix Table A-1 in this year's report.)										
	2008-4	(See Appendix Table A-1 in this year's report.)										
	2008-5	(See Appendix Table A-1 in this year's report.)										

¹ Motions: G = Granted, D = Denied, P = Pending.

SUPPLEMENTARY REPORT BY PROSECUTORS FOR INTERCEPTS TERMINATED IN CALENDAR YEAR 2008
AS OF DECEMBER 31, 2009 (CONTINUED)

U.S. District Court	A.O. Report Number in 2008 Report	Date of Application	Additional Activity During Calendar Year 2009							
			Cost in \$	Persons Arrested	Trials Completed	Motions to Suppress Intercepts ¹			Persons Con- victed	Offense for Which Convicted
						G	D	P		
TENNESSEE, EASTERN										
	2006-13	11/17/2006	-	-	-	-	-	-	9	NARCOTICS
TENNESSEE, MIDDLE										
	2008-6	(See Appendix Table A-1 in this year's report.)								
	2008-7	(See Appendix Table A-1 in this year's report.)								
	2008-8	(See Appendix Table A-1 in this year's report.)								
TEXAS, NORTHERN										
	2005-14	02/17/2005	Linked to another wiretap involving the same investigation							
	2008-16	(See Appendix Table A-1 in this year's report.)								
	2008-17	(See Appendix Table A-1 in this year's report.)								
	2008-18	(See Appendix Table A-1 in this year's report.)								
	2008-19	(See Appendix Table A-1 in this year's report.)								
	2008-20	(See Appendix Table A-1 in this year's report.)								
	2008-21	(See Appendix Table A-1 in this year's report.)								
	2008-22	(See Appendix Table A-1 in this year's report.)								
	2008-23	(See Appendix Table A-1 in this year's report.)								
	2008-24	(See Appendix Table A-1 in this year's report.)								
TEXAS, SOUTHERN										
	2008-22	(See Appendix Table A-1 in this year's report.)								
	2008-23	(See Appendix Table A-1 in this year's report.)								
	2008-24	(See Appendix Table A-1 in this year's report.)								
	2008-25	(See Appendix Table A-1 in this year's report.)								
	2008-26	(See Appendix Table A-1 in this year's report.)								
	2008-27	(See Appendix Table A-1 in this year's report.)								
	2008-28	(See Appendix Table A-1 in this year's report.)								
	2008-29	(See Appendix Table A-1 in this year's report.)								
	2008-30	(See Appendix Table A-1 in this year's report.)								
	2008-31	(See Appendix Table A-1 in this year's report.)								
	2008-32	(See Appendix Table A-1 in this year's report.)								
	2008-33	(See Appendix Table A-1 in this year's report.)								
	2008-34	(See Appendix Table A-1 in this year's report.)								

¹ Motions: G = Granted, D = Denied, P = Pending.

SUPPLEMENTARY REPORT BY PROSECUTORS FOR INTERCEPTS TERMINATED IN CALENDAR YEAR 2008
AS OF DECEMBER 31, 2009 (CONTINUED)

U.S. District Court	A.O. Report Number in 2008 Report	Date of Application	Additional Activity During Calendar Year 2009								
			Cost in \$	Persons Arrested	Trials Completed	Motions to Suppress Intercepts ¹			Persons Con- victed	Offense for Which Convicted	
G	D	P									
TEXAS, SOUTHERN (CONTINUED)											
	2008-35	(See Appendix Table A-1 in this year's report.)									
	2008-38	(See Appendix Table A-1 in this year's report.)									
	2008-39	(See Appendix Table A-1 in this year's report.)									
	2008-40	(See Appendix Table A-1 in this year's report.)									
TEXAS, WESTERN											
	2008-20	(See Appendix Table A-1 in this year's report.)									
	2008-21	(See Appendix Table A-1 in this year's report.)									
	2008-22	(See Appendix Table A-1 in this year's report.)									
	2008-23	(See Appendix Table A-1 in this year's report.)									
	2008-24	(See Appendix Table A-1 in this year's report.)									
	2008-25	(See Appendix Table A-1 in this year's report.)									
	2008-26	(See Appendix Table A-1 in this year's report.)									
	2008-27	(See Appendix Table A-1 in this year's report.)									
VERMONT											
	2008-1	(See Appendix Table A-1 in this year's report.)									
VIRGINIA, EASTERN											
	2008-5	(See Appendix Table A-1 in this year's report.)									
	2008-6	(See Appendix Table A-1 in this year's report.)									
	2008-7	(See Appendix Table A-1 in this year's report.)									
WASHINGTON, EASTERN											
	2008-1	03/06/2008	-	1	-	-	1	-	7	NARCOTICS	
	2008-2	(See Appendix Table A-1 in this year's report.)									
	2008-3	(See Appendix Table A-1 in this year's report.)									
	2008-4	(See Appendix Table A-1 in this year's report.)									
WASHINGTON, WESTERN											
	2008-14	(See Appendix Table A-1 in this year's report.)									
	2008-15	(See Appendix Table A-1 in this year's report.)									
WISCONSIN, EASTERN											
	2008-2	(See Appendix Table A-1 in this year's report.)									
	2008-3	(See Appendix Table A-1 in this year's report.)									
WISCONSIN, WESTERN											
	2008-1	(See Appendix Table A-1 in this year's report.)									

¹ Motions: G = Granted, D = Denied, P = Pending.

**TABLE B-1
STATE ARIZONA**

CALENDAR YEAR 2009

**REPORT BY JUDGES OF COURT-AUTHORIZED INTERCEPTS OF WIRE, ORAL, OR ELECTRONIC COMMUNICATIONS
PURSUANT TO 18 U.S.C. 2519**

A.O. Number *	Authorizing Official		Offense Specified	Intercept		Date of Application	Authorized Length		
	Judge	Prosecutor ¹		Type ²	Location ³		Orig-inal Order (Days)	Num-ber of Exten-sions	Total Length (Days)
MARICOPA									
2009-1	DONAHOE	THOMAS	NARCOTICS	WC	D	11/21/2008	30	1	60
2009-2	DONAHOE	THOMAS	NARCOTICS	WC	D	12/02/2008	30	2	90
2009-3	DONAHOE	THOMAS	NARCOTICS	WC	D	02/03/2009	30	1	60
2009-4	DONAHOE	THOMAS	NARCOTICS	WC	D	02/04/2009	30	3	120
2009-5	DONAHOE	THOMAS	MURDER	WC,WS,OM	D,H,O	02/13/2009	30	5	180
2009-6	DONAHOE	THOMAS	NARCOTICS	WC	D	02/23/2009	30	1	60
2009-7	DONAHOE	THOMAS	NARCOTICS	WC	D	02/25/2009	30	3	120
2009-8	DONAHOE	THOMAS	MURDER	WC	D	03/02/2009	2	0	2
2009-9	DONAHOE	THOMAS	NARCOTICS	WC	D	03/17/2009	30	3	120
2009-10	DONAHOE	GODDARD	NARCOTICS	WC	D	04/28/2009	30	7	210
2009-11	MCMURDIE	ZINICOLA	NARCOTICS	WC	D	05/20/2009	30	1	60
2009-12	DONAHOE	THOMAS	NARCOTICS	WC	D	05/30/2009	30	0	30
2009-13	DONAHOE	THOMAS	NARCOTICS	WC,WS,OM	D,H,O	06/05/2009	30	1	60
2009-14	DONAHOE	SPONSEL	NARCOTICS	WC	D	06/17/2009	30	2	90
2009-15	DONAHOE	THOMAS	NARCOTICS	WC,OM	D	07/24/2009	30	0	30
2009-16	DONAHOE	THOMAS	NARCOTICS	WC	D	07/28/2009	30	3	120
2009-17	RYAN	THOMAS	NARCOTICS	WC	D	07/31/2009	30	0	30
2009-18	WELTY	CONTI	ROBBERY	WC	D	08/25/2009	30	2	60
2009-19	DONAHOE	THOMAS	NARCOTICS	WC	D	09/21/2009	30	3	120
2009-20	DONAHOE	ALLEMAN	NARCOTICS	WC	D	10/26/2009	25	0	25
2009-21	RYAN	THOMAS	NARCOTICS	WC,WS	D,H	11/09/2009	30	1	60
2009-22	DONAHOE	ALLEMAN	NARCOTICS	WC	D	11/10/2009	15	1	40
2008-18	JANTZEN	BENNEK	NARCOTICS	WC,OM	D	02/15/2008	30	3	65
2008-19	MCMURDIE	LAU	NARCOTICS	WC	D	02/29/2008	30	3	120
2008-20	MCMURDIE	BENNINK	NARCOTICS	WC	D	05/05/2008	30	0	30
2008-21	MCMURDIE	ZINICOLA	FRAUD	WC	D	05/21/2008	30	3	112
2008-22	MCMURDIE	ALLEMAN	NARCOTICS	WC,OM	D,O	10/03/2008	30	1	60
2008-23	MCMURDIE	CAMPAGNOLO	\$LAUNDERING	WC,WS	D,B	10/07/2008	30	2	90
PIMA									
2009-1	CRUIKSHANK	LAWALL	NARCOTICS	WC	D	01/12/2009	30	0	30
2009-2	GOULD	SANDRY	NARCOTICS	WC	D	02/13/2009	30	1	60
2009-3	FELL	LAWALL	KIDNAPPING	WC	D	06/13/2009	2	0	2

¹ The prosecuting official authorized the filing of the application under provisions of the state's statute. (See Table 1 for this state's statutory citation.)

² Type: WC = Cellular or Mobile Telephone (Wire), WS = Standard Telephone (Wire), WO = Other (Wire), OM = Microphone (Oral), OO = Other (Oral), ED = Digital Pager (Electronic), EE = Computer or E-Mail (Electronic), EF = Fax Machine (Electronic), EO = Other (Electronic).

³ Location: D = Portable Device, H = Personal Residence, B = Business, A = Public Area, O = Other Location, R = Roving (Relaxed Specification Order), N = Not Specified.

* The first four digits of the A.O. number represent the year in which the wiretap was terminated. Wiretaps that were terminated prior to 2009 were not reported previously because they were part of ongoing investigations.

TABLE B-1
STATE ARIZONA

CALENDAR YEAR 2009

REPORT BY PROSECUTORS OF COURT-AUTHORIZED INTERCEPTS OF WIRE, ORAL, OR ELECTRONIC COMMUNICATIONS
PURSUANT TO 18 U.S.C. 2519

A.O. Number *	Number Of Days in Oper- ation ⁴	Average Inter- cepts per Day	Number of ⁵			Costs		Number of					
			Persons Inter- cepted	Intercepts	Incrim- inating Intercepts	Total Cost in \$	Other Than Manpower in \$	Arrests	Trials	Motions to Suppress Intercepts ⁶			Persons Con- victed
										G	D	P	
MARICOPA													
2009-1	30	162	10	4,863	858	22,680	4,860	5	-	-	-	-	-
2009-2	72	158	243	11,378	2,286	200,000	80,000	25	-	-	-	-	16
2009-3	39	124	111	4,828	742	86,000	6,000	-	-	-	-	-	-
2009-4	92	126	120	11,581	4,045	106,714	17,100	36	-	-	-	-	21
2009-5	87	41	266	3,596	3,596	423,636	600	14	-	-	-	-	-
2009-6	59	23	2	1,371	573	40,060	5,260	-	-	-	-	-	-
2009-7	59	96	29	5,635	2,942	38,615	13,117	8	-	-	-	-	2
2009-8	2	18	10	37	20	RELATED TO NO. 2009-4		1	-	-	-	-	-
2009-9	71	123	8	8,745	3,656	887,108	34,176	41	-	-	-	-	-
2009-10	30	1250	166	37,492	14,497	218,204	28,904	-	-	-	-	-	-
2009-11	23	86	15	1,981	98	-	-	-	-	-	-	-	-
2009-12	11	23	1	252	97	12,300	2,300	2	-	-	-	-	-
2009-13	43	148	1,656	6,363	1,564	160,800	10,800	-	-	-	-	-	-
2009-14	77	451	184	34,763	4,614	445,000	15,000	110	-	-	-	-	-
2009-15	15	65	26	972	121	7,869	2,630	-	-	-	-	-	-
2009-16	118	428	475	50,496	50,496	336,306	85,000	130	-	-	-	-	-
2009-17	17	64	8	1,092	50	15,000	10,000	-	-	-	-	-	-
2009-18	60	617	150	37,000	3,500	130,000	30,000	12	-	-	-	-	-
2009-19	58	230	61	13,344	1,298	83,070	9,150	2	-	-	-	-	-
2009-20	25	275	NR	6,876	1,449	201,167	7,335	22	-	-	-	-	-
2009-21	43	325	496	13,976	1,119	120,000	40,000	27	-	-	-	-	1
2009-22	40	34	5	1,367	498	42,388	42,388	-	-	-	-	-	-
2008-18	51	102	18	5,180	1,280	165,790	32,705	18	-	-	-	-	5
2008-19	88	25	18	2,233	548	69,000	21,000	6	-	-	-	-	5
2008-20	9	16	13	144	68	11,621	6,896	-	-	-	-	-	-
2008-21	111	503	150	55,813	7,155	918,444	30,000	120	-	-	-	-	5
2008-22	52	37	59	1,913	931	978,720	22,000	-	-	-	-	-	-
2008-23	68	139	304	9,451	978	250,000	30,000	21	-	-	-	-	-
PIMA													
2009-1	NP	-	-	-	-	-	-	-	-	-	-	-	-
2009-2	57	215	200	12,268	2,270	68,210	4,100	7	-	-	-	-	-
2009-3	NP	-	-	-	-	-	-	-	-	-	-	-	-

⁴ NI indicates never installed. I indicates installed but never used. NP indicates no prosecutor's report.

⁵ NR indicates not reported or could not be determined.

⁶ Motions: G = Granted, D = Denied, P = Pending.

* The first four digits of the A.O. number represent the year in which the wiretap was terminated. Wiretaps that were terminated prior to 2009 were not reported previously because they were part of ongoing investigations.

TABLE B-1
STATE ARIZONA

CALENDAR YEAR 2009

REPORT BY JUDGES OF COURT-AUTHORIZED INTERCEPTS OF WIRE, ORAL, OR ELECTRONIC COMMUNICATIONS
PURSUANT TO 18 U.S.C. 2519

A.O. Number *	Authorizing Official		Offense Specified	Intercept		Date of Application	Authorized Length		
	Judge	Prosecutor ¹		Type ²	Location ³		Original Order (Days)	Number of Extensions	Total Length (Days)
PIMA (CONTINUED)									
2009-4	FIELDS	GODDARD	RACKETEERING	WC	D	07/09/2009	30	0	30
2009-5	CRUIKSHANK	LAWALL	NARCOTICS	WC	D	08/07/2009	30	0	30
2009-6	CRUIKSHANK	LAWALL	NARCOTICS	WC	D	09/11/2009	30	0	30
2009-7	GOULD	SANDRY	NARCOTICS	WC	D	11/02/2009	30	0	30
2009-8	CRUIKSHANK	LAWALL	NARCOTICS	WC	D	11/10/2009	30	0	30
2008-1	ACUNA	GODDARD	RACKETEERING	WC	D	11/19/2007	30	2	90
2008-2	ACUNA	GODDARD	RACKETEERING	WC	D	12/07/2007	30	1	60

¹ The prosecuting official authorized the filing of the application under provisions of the state's statute. (See Table 1 for this state's statutory citation.)

² Type: WC = Cellular or Mobile Telephone (Wire), WS = Standard Telephone (Wire), WO = Other (Wire), OM = Microphone (Oral), OO = Other (Oral), ED = Digital Pager (Electronic), EE = Computer or E-Mail (Electronic), EF = Fax Machine (Electronic), EO = Other (Electronic).

³ Location: D = Portable Device, H = Personal Residence, B = Business, A = Public Area, O = Other Location, R = Roving (Relaxed Specification Order), N = Not Specified.

* The first four digits of the A.O. number represent the year in which the wiretap was terminated. Wiretaps that were terminated prior to 2009 were not reported previously because they were part of ongoing investigations.

TABLE B-1
STATE ARIZONA

CALENDAR YEAR 2009

REPORT BY PROSECUTORS OF COURT-AUTHORIZED INTERCEPTS OF WIRE, ORAL, OR ELECTRONIC COMMUNICATIONS
PURSUANT TO 18 U.S.C. 2519

A.O. Number *	Number Of Days in Oper- ation ⁴	Average Inter- cepts per Day	Number of ⁵			Costs		Number of					
			Persons Inter- cepted	Intercepts	Incrim- inating Intercepts	Total Cost in \$	Other Than Manpower in \$	Arrests	Trials	Motions to Suppress Intercepts ⁶			Persons Con- victed
										G	D	P	
PIMA (CONTINUED)													
2009-4	30	87	158	2,614	1,803	46,620	30,810	-	-	-	-	-	-
2009-5	NP	-	-	-	-	-	-	-	-	-	-	-	-
2009-6	NP	-	-	-	-	-	-	-	-	-	-	-	-
2009-7	11	118	120	1,300	240	35,000	10,000	-	-	-	-	-	-
2009-8	NP	-	-	-	-	-	-	-	-	-	-	-	-
2008-1	78	8	15	660	137	73,169	5,240	5	-	-	-	-	5
2008-2	58	1	2	63	6	RELATED TO NO. 2008-1		-	-	-	-	-	-

⁴ NI indicates never installed. I indicates installed but never used. NP indicates no prosecutor's report.

⁵ NR indicates not reported or could not be determined.

⁶ Motions: G = Granted, D = Denied, P = Pending.

* The first four digits of the A.O. number represent the year in which the wiretap was terminated. Wiretaps that were terminated prior to 2009 were not reported previously because they were part of ongoing investigations.

TABLE B-1
STATE CALIFORNIA

CALENDAR YEAR 2009

**REPORT BY JUDGES OF COURT-AUTHORIZED INTERCEPTS OF WIRE, ORAL, OR ELECTRONIC COMMUNICATIONS
PURSUANT TO 18 U.S.C. 2519**

A.O. Number *	Authorizing Official		Offense Specified	Intercept		Date of Application	Authorized Length		
	Judge	Prosecutor ¹		Type ²	Location ³		Original Order (Days)	Number of Extensions	Total Length (Days)
ALAMEDA									
2009-1	ROLEFSON	ORLOFF	MURDER	WC,WS	D,H	08/18/2009	30	0	30
2009-2	ROLEFSON	OMALLEY	MURDER	WC,WS	D,H	09/25/2009	30	1	60
CONTRA COSTA									
2009-1	LAETHNER	KOCHLY	NARCOTICS	WC	D	05/22/2009	30	0	30
2009-2	LAETHNER	KOCHLY	NARCOTICS	WC	D	06/30/2009	30	0	30
2009-3	LAETHNER	KOCHLY	NARCOTICS	WC	D	07/06/2009	30	0	30
2009-4	LAETHNER	KOCHLY	NARCOTICS	WC	D	08/28/2009	30	0	30
2009-5	LAETHNER	KOCHLY	NARCOTICS	WC	D	09/25/2009	30	0	30
2009-6	LAETHNER	KOCHLY	NARCOTICS	WC	D	10/14/2009	30	0	30
FRESNO									
2009-1	HARRELL	EGAN	MURDER	WC,WS	D,H	10/22/2009	30	0	30
2009-2	HARRELL	EGAN	MURDER	WC	D	11/02/2009	30	0	30
IMPERIAL									
2009-1	DONNELLY	CORTEZ	NARCOTICS	WC	D	02/11/2009	30	0	30
2009-2	DONNELLY	CORTEZ	CONSPIRACY	WC	D	02/11/2009	30	1	60
2009-3	WALSH	FEINSTEIN	MURDER	WC	D	02/13/2009	4	1	11
2009-4	DONNELLY	ORTIZ	CONSPIRACY	WC	D	03/06/2009	30	0	30
2009-5	DONNELLY	ORTIZ	COERCION	WC	D	03/19/2009	30	0	30
2009-6	DONNELLY	NIEBLA	CONSPIRACY	WC	D	04/02/2009	30	1	60
2009-7	DONNELLY	DOCKERY	CONSPIRACY	WC	D	04/13/2009	30	1	60
2009-8	DONNELLY	CORTEZ	CONSPIRACY	WC	D	04/17/2009	30	0	30
2009-9	DONNELLY	CORTEZ	CONSPIRACY	WC	D	04/20/2009	30	0	30
2009-10	DONNELLY	AMUNDSON	CONSPIRACY	WC	D	04/21/2009	30	0	30
2009-11	DONNELLY	AMUNDSON	CONSPIRACY	WC	D	06/10/2009	30	0	30
2009-12	DONNELLY	OTERO	CONSPIRACY	WC	D	06/17/2009	30	0	30
2009-13	DONNELLY	OTERO	CONSPIRACY	WC	D	06/17/2009	30	1	60
KERN									
2009-1	LEWIS	JAGELS	MURDER	WC	D	05/01/2009	30	0	30
2009-2	LEWIS	JAGELS	NARCOTICS	WC	D	05/27/2009	30	0	30
2009-3	LEWIS	JAGELS	NARCOTICS	WC	D	06/05/2009	7	0	7
2009-4	HUMPHREY	JAGELS	NARCOTICS	WC	D	09/30/2009	30	0	30
2009-5	LEWIS	JAGELS	NARCOTICS	WC	D	10/10/2009	30	0	30

¹ The prosecuting official authorized the filing of the application under provisions of the state's statute. (See Table 1 for this state's statutory citation.)

² Type: WC = Cellular or Mobile Telephone (Wire), WS = Standard Telephone (Wire), WO = Other (Wire), OM = Microphone (Oral), OO = Other (Oral), ED = Digital Pager (Electronic), EE = Computer or E-Mail (Electronic), EF = Fax Machine (Electronic), EO = Other (Electronic).

³ Location: D = Portable Device, H = Personal Residence, B = Business, A = Public Area, O = Other Location, R = Roving (Relaxed Specification Order), N = Not Specified.

* The first four digits of the A.O. number represent the year in which the wiretap was terminated. Wiretaps that were terminated prior to 2009 were not reported previously because they were part of ongoing investigations.

TABLE B-1
STATE CALIFORNIA

CALENDAR YEAR 2009

**REPORT BY PROSECUTORS OF COURT-AUTHORIZED INTERCEPTS OF WIRE, ORAL, OR ELECTRONIC COMMUNICATIONS
PURSUANT TO 18 U.S.C. 2519**

A.O. Number *	Number Of Days in Oper- ation ⁴	Average Inter- cepts per Day	Number of ⁵			Costs		Number of					
			Persons Inter- cepted	Intercepts	Incrim- inating Intercepts	Total Cost in \$	Other Than Manpower in \$	Arrests	Trials	Motions to Suppress Intercepts ⁶			Persons Con- victed
										G	D	P	
ALAMEDA													
2009-1	17	47	131	797	162	83,249	1,940	-	-	-	-	-	-
2009-2	60	276	300	16,544	1,844	536,865	24,500	-	-	-	-	-	-
CONTRA COSTA													
2009-1	23	82	190	1,888	140	22,000	2,000	-	-	-	-	-	-
2009-2	29	210	234	6,097	649	33,825	3,825	-	-	-	-	-	-
2009-3	29	174	264	5,036	416	24,000	4,000	-	-	-	-	-	-
2009-4	29	378	575	10,966	786	34,900	9,900	-	-	-	-	-	-
2009-5	29	214	272	6,195	665	39,050	4,050	-	-	-	-	-	-
2009-6	29	160	247	4,644	365	40,650	5,650	-	-	-	-	-	-
FRESNO													
2009-1	28	174	60	4,872	504	107,880	25,000	13	-	-	-	-	-
2009-2	22	142	40	3,122	74	RELATED TO NO. 2009-1		RELATED TO NO. 2009-1					
IMPERIAL													
2009-1	30	28	34	850	92	125,292	16,301	24	-	-	-	-	-
2009-2	60	80	118	4,791	706	RELATED TO NO. 2009-1		-	-	-	-	-	-
2009-3	NP	-	-	-	-	-	-	-	-	-	-	-	-
2009-4	30	45	14	1,364	449	23,171	21,171	-	-	-	-	-	-
2009-5	30	-	-	-	-	2,000	2,000	-	-	-	-	-	-
2009-6	45	92	123	4,150	880	2,000	-	-	-	-	-	-	-
2009-7	36	75	48	2,712	758	24,557	2,220	-	-	-	-	-	-
2009-8	I	-	-	-	-	RELATED TO NO. 2009-1		-	-	-	-	-	-
2009-9	7	1	3	9	-	RELATED TO NO. 2009-1		-	-	-	-	-	-
2009-10	30	245	57	7,344	1,374	18,404	2,000	-	-	-	-	-	-
2009-11	30	298	130	8,943	4,041	20,614	2,000	-	-	-	-	-	-
2009-12	NI	-	-	-	-	-	-	-	-	-	-	-	-
2009-13	I	-	-	-	-	-	-	-	-	-	-	-	-
KERN													
2009-1	30	88	75	2,629	592	205,000	5,000	30	-	-	-	-	25
2009-2	30	21	19	642	237	180,000	28,000	6	-	-	-	-	-
2009-3	7	72	19	502	206	RELATED TO NO. 2009-2		RELATED TO NO. 2009-2					
2009-4	30	12	50	364	87	227,000	45,000	1	-	-	-	-	-
2009-5	30	27	138	807	147	176,400	61,200	12	-	-	-	-	-

⁴ NI indicates never installed. I indicates installed but never used. NP indicates no prosecutor's report.

⁵ NR indicates not reported or could not be determined.

⁶ Motions: G = Granted, D = Denied, P = Pending.

* The first four digits of the A.O. number represent the year in which the wiretap was terminated. Wiretaps that were terminated prior to 2009 were not reported previously because they were part of ongoing investigations.

TABLE B-1
STATE CALIFORNIA

CALENDAR YEAR 2009

**REPORT BY JUDGES OF COURT-AUTHORIZED INTERCEPTS OF WIRE, ORAL, OR ELECTRONIC COMMUNICATIONS
PURSUANT TO 18 U.S.C. 2519**

A.O. Number *	Authorizing Official		Offense Specified	Intercept		Date of Application	Authorized Length		
	Judge	Prosecutor ¹		Type ²	Location ³		Original Order (Days)	Number of Extensions	Total Length (Days)
KERN (CONTINUED)									
2009-6	HUMPHREY	JAGELS	NARCOTICS	WC	D	10/22/2009	19	0	19
2009-7	HUMPHREY	JAGELS	NARCOTICS	WC	D	10/29/2009	12	0	12
2009-8	HUMPHREY	JAGELS	NARCOTICS	WC	D	11/05/2009	19	0	19
2009-9	LEWIS	JAGELS	NARCOTICS	WC	D	11/17/2009	18	0	18
KINGS									
2008-1	SCHULTZ	CALHOUN	MURDER	WC,WS	D,H	08/15/2008	30	0	30
2008-2	SCHULTZ	CALHOUN	MURDER	WC,WS	D,H	08/17/2008	30	0	30
2008-3	SCHULTZ	CALHOUN	MURDER	WC,WS	D,H	08/24/2008	30	0	30
LOS ANGELES									
2009-1	FIDLER	COOLEY	NARCOTICS	WC	D	11/10/2008	30	2	90
2009-2	FIDLER	COOLEY	NARCOTICS	WC	D	11/15/2008	30	3	120
2009-3	FIDLER	COOLEY	NARCOTICS	WC,WS	D,H	11/17/2008	30	1	60
2009-4	FIDLER	COOLEY	NARCOTICS	WC	D	11/24/2008	30	2	90
2009-5	FIDLER	COOLEY	NARCOTICS	WC	D	12/09/2008	30	3	120
2009-6	FIDLER	COOLEY	NARCOTICS	WC	D	12/22/2008	30	0	30
2009-7	FIDLER	COOLEY	NARCOTICS	WC	D	12/22/2008	30	2	90
2009-8	FIDLER	COOLEY	MURDER	WC	D	12/22/2008	30	2	90
2009-9	FIDLER	COOLEY	MURDER	WC,WS	D,H	12/23/2008	30	0	30
2009-10	FIDLER	COOLEY	NARCOTICS	WC	D	01/13/2009	30	0	30
2009-11	FIDLER	COOLEY	MURDER	WC	D	01/14/2009	30	2	90
2009-12	FIDLER	COOLEY	NARCOTICS	WC	D	01/15/2009	30	0	30
2009-13	FIDLER	COOLEY	NARCOTICS	WC	D	01/23/2009	30	0	30
2009-14	FIDLER	COOLEY	NARCOTICS	WC	D	01/25/2009	30	0	30
2009-15	FIDLER	COOLEY	NARCOTICS	WC	D	01/28/2009	30	0	30
2009-16	FIDLER	COOLEY	NARCOTICS	WC	D	01/29/2009	30	0	30
2009-17	FIDLER	COOLEY	NARCOTICS	WC	D	01/30/2009	30	1	60
2009-18	FIDLER	COOLEY	NARCOTICS	WC	D	01/30/2009	30	0	30
2009-19	FIDLER	COOLEY	NARCOTICS	WC	D	02/02/2009	30	0	30
2009-20	FIDLER	COOLEY	NARCOTICS	WC	D	02/03/2009	30	1	60
2009-21	FIDLER	COOLEY	LOAN-SHARKING	WC	D	02/04/2009	30	0	30
2009-22	FIDLER	COOLEY	NARCOTICS	WC	D	02/05/2009	30	0	30
2009-23	FIDLER	COOLEY	NARCOTICS	WC	D	02/10/2009	30	0	30

¹ The prosecuting official authorized the filing of the application under provisions of the state's statute. (See Table 1 for this state's statutory citation.)

² Type: WC = Cellular or Mobile Telephone (Wire), WS = Standard Telephone (Wire), WO = Other (Wire), OM = Microphone (Oral), OO = Other (Oral), ED = Digital Pager (Electronic), EE = Computer or E-Mail (Electronic), EF = Fax Machine (Electronic), EO = Other (Electronic).

³ Location: D = Portable Device, H = Personal Residence, B = Business, A = Public Area, O = Other Location, R = Roving (Relaxed Specification Order), N = Not Specified.

* The first four digits of the A.O. number represent the year in which the wiretap was terminated. Wiretaps that were terminated prior to 2009 were not reported previously because they were part of ongoing investigations.

TABLE B-1
STATE CALIFORNIA

CALENDAR YEAR 2009

**REPORT BY PROSECUTORS OF COURT-AUTHORIZED INTERCEPTS OF WIRE, ORAL, OR ELECTRONIC COMMUNICATIONS
PURSUANT TO 18 U.S.C. 2519**

A.O. Number *	Number Of Days in Oper- ation ⁴	Average Inter- cepts per Day	Number of ⁵			Costs		Number of					
			Persons Inter- cepted	Intercepts	Incrim- inating Intercepts	Total Cost in \$	Other Than Manpower in \$	Arrests	Trials	Motions to Suppress Intercepts ⁶			Persons Con- victed
										G	D	P	
KERN (CONTINUED)													
2009-6	19	50	138	941	158	RELATED TO NO. 2009-5		RELATED TO NO. 2009-5					
2009-7	12	49	138	591	156	RELATED TO NO. 2009-5		RELATED TO NO. 2009-5					
2009-8	19	85	138	1,611	520	RELATED TO NO. 2009-5		RELATED TO NO. 2009-5					
2009-9	18	30	50	538	44	RELATED TO NO. 2009-4		RELATED TO NO. 2009-4					
KINGS													
2008-1	21	39	191	822	152	23,591	4,296	-	-	-	-	-	-
2008-2	19	42	113	798	48	RELATED TO NO. 2008-1		-	-	-	-	-	-
2008-3	NI	-	-	-	-	-	-	-	-	-	-	-	-
LOS ANGELES													
2009-1	30	14	8	415	61	20,220	1,500	-	-	-	-	-	-
2009-2	120	104	600	12,520	5,400	154,500	4,500	-	-	-	-	-	-
2009-3	60	110	63	6,616	494	403,800	16,200	-	-	-	-	-	-
2009-4	87	24	267	2,046	296	58,200	4,200	-	-	-	-	-	-
2009-5	116	9	43	1,091	425	80,000	8,000	-	-	-	-	-	-
2009-6	30	11	24	322	213	23,600	2,000	-	-	-	-	-	-
2009-7	90	7	51	645	203	60,600	3,600	-	-	-	-	-	-
2009-8	78	100	300	7,832	3,517	107,100	2,100	-	-	-	-	-	-
2009-9	30	118	43	3,540	211	-	-	-	-	-	-	-	-
2009-10	30	34	16	1,020	297	22,000	2,200	-	-	-	-	-	-
2009-11	68	137	52	9,346	654	192,500	12,500	RELATED TO NO. 2009-24					
2009-12	30	17	12	504	46	20,000	2,000	-	-	-	-	-	-
2009-13	30	49	32	1,465	436	20,724	2,000	7	-	-	-	-	-
2009-14	30	16	28	487	132	20,000	2,000	1	-	-	-	-	-
2009-15	30	40	28	1,187	320	23,600	2,000	2	-	-	-	-	-
2009-16	30	8	9	234	44	20,220	1,500	-	-	-	-	-	-
2009-17	30	92	88	2,750	85	41,900	3,600	-	-	-	-	-	-
2009-18	28	8	14	232	117	20,720	1,570	-	-	-	-	-	-
2009-19	30	-	3	15	10	31,600	1,600	9	-	-	-	-	-
2009-20	59	10	23	571	38	37,400	1,400	-	-	-	-	-	-
2009-21	21	1	1	30	-	6,900	600	-	-	-	-	-	-
2009-22	4	7	5	27	3	2,345	189	-	-	-	-	-	-
2009-23	27	64	38	1,716	102	20,000	2,000	3	-	-	-	-	-

⁴ NI indicates never installed. I indicates installed but never used. NP indicates no prosecutor's report.

⁵ NR indicates not reported or could not be determined.

⁶ Motions: G = Granted, D = Denied, P = Pending.

* The first four digits of the A.O. number represent the year in which the wiretap was terminated. Wiretaps that were terminated prior to 2009 were not reported previously because they were part of ongoing investigations.

TABLE B-1
STATE CALIFORNIA

CALENDAR YEAR 2009

**REPORT BY JUDGES OF COURT-AUTHORIZED INTERCEPTS OF WIRE, ORAL, OR ELECTRONIC COMMUNICATIONS
PURSUANT TO 18 U.S.C. 2519**

A.O. Number *	Authorizing Official		Offense Specified	Intercept		Date of Application	Authorized Length		
	Judge	Prosecutor ¹		Type ²	Location ³		Original Order (Days)	Number of Extensions	Total Length (Days)
LOS ANGELES (CONTINUED)									
2009-24	FIDLER	COOLEY	MURDER	WC	D	02/13/2009	30	1	60
2009-25	FIDLER	COOLEY	NARCOTICS	WC	D	02/13/2009	30	0	30
2009-26	FIDLER	COOLEY	NARCOTICS	WC	D	02/18/2009	30	0	30
2009-27	FIDLER	COOLEY	NARCOTICS	WC	D	02/18/2009	30	1	60
2009-28	FIDLER	COOLEY	NARCOTICS	WC	D	02/20/2009	30	0	30
2009-29	FIDLER	COOLEY	NARCOTICS	WC	D	02/24/2009	30	0	30
2009-30	FIDLER	COOLEY	NARCOTICS	WC	D	02/24/2009	30	0	30
2009-31	FIDLER	COOLEY	NARCOTICS	WC	D	02/26/2009	30	0	30
2009-32	FIDLER	COOLEY	NARCOTICS	WC	D	02/26/2009	30	0	30
2009-33	FIDLER	COOLEY	LOAN-SHARKING	WC	D	02/26/2009	30	0	30
2009-34	FIDLER	COOLEY	MURDER	WC,WS	D,H	03/05/2009	30	0	30
2009-35	FIDLER	COOLEY	NARCOTICS	WC	D	03/10/2009	30	1	60
2009-36	FIDLER	COOLEY	NARCOTICS	WC	D	03/11/2009	30	1	60
2009-37	FIDLER	COOLEY	MURDER	WC	D	03/12/2009	30	0	30
2009-38	FIDLER	COOLEY	NARCOTICS	WC	D	03/20/2009	30	2	90
2009-39	FIDLER	COOLEY	NARCOTICS	WC	D	03/23/2009	30	0	30
2009-40	FIDLER	COOLEY	NARCOTICS	WC	D	03/23/2009	30	0	30
2009-41	FIDLER	COOLEY	NARCOTICS	WC	D	03/23/2009	30	0	30
2009-42	FIDLER	COOLEY	NARCOTICS	WC	D	03/24/2009	30	2	90
2009-43	FIDLER	COOLEY	NARCOTICS	WC	D	03/25/2009	30	0	30
2009-44	FIDLER	COOLEY	NARCOTICS	WC	D	03/26/2009	30	0	30
2009-45	FIDLER	COOLEY	MURDER	WC	D	03/27/2009	30	0	30
2009-46	FIDLER	COOLEY	NARCOTICS	WC	D	04/03/2009	30	0	30
2009-47	FIDLER	COOLEY	NARCOTICS	WC	D	04/03/2009	30	0	30
2009-48	FIDLER	COOLEY	NARCOTICS	WC	D	04/03/2009	30	0	30
2009-49	FIDLER	COOLEY	NARCOTICS	WC	D	04/03/2009	30	0	30
2009-50	FIDLER	COOLEY	NARCOTICS	WC	D	04/08/2009	30	0	30
2009-51	FIDLER	COOLEY	NARCOTICS	WC	D	04/10/2009	30	0	30
2009-52	FIDLER	COOLEY	NARCOTICS	WC	D	04/12/2009	30	0	30
2009-53	FIDLER	COOLEY	NARCOTICS	WC	D	04/15/2009	30	0	30
2009-54	FIDLER	COOLEY	NARCOTICS	WC	D	04/16/2009	30	0	30
2009-55	FIDLER	COOLEY	NARCOTICS	WC	D	04/17/2009	30	0	30

¹ The prosecuting official authorized the filing of the application under provisions of the state's statute. (See Table 1 for this state's statutory citation.)

² Type: WC = Cellular or Mobile Telephone (Wire), WS = Standard Telephone (Wire), WO = Other (Wire), OM = Microphone (Oral), OO = Other (Oral), ED = Digital Pager (Electronic), EE = Computer or E-Mail (Electronic), EF = Fax Machine (Electronic), EO = Other (Electronic).

³ Location: D = Portable Device, H = Personal Residence, B = Business, A = Public Area, O = Other Location, R = Roving (Relaxed Specification Order), N = Not Specified.

* The first four digits of the A.O. number represent the year in which the wiretap was terminated. Wiretaps that were terminated prior to 2009 were not reported previously because they were part of ongoing investigations.

TABLE B-1
STATE CALIFORNIA

CALENDAR YEAR 2009

**REPORT BY PROSECUTORS OF COURT-AUTHORIZED INTERCEPTS OF WIRE, ORAL, OR ELECTRONIC COMMUNICATIONS
PURSUANT TO 18 U.S.C. 2519**

A.O. Number *	Number Of Days in Oper- ation ⁴	Average Inter- cepts per Day	Number of ⁵			Costs		Number of					
			Persons Inter- cepted	Intercepts	Incrim- inating Intercepts	Total Cost in \$	Other Than Manpower in \$	Arrests	Trials	Motions to Suppress Intercepts ⁶			Persons Con- victed
										G	D	P	
LOS ANGELES (CONTINUED)													
2009-24	60	237	4	14,212	835	RELATED TO NO. 2009-11		16	-	-	-	6	6
2009-25	30	23	43	701	484	20,000	2,000	2	-	-	-	-	-
2009-26	13	8	18	103	30	8,923	615	-	-	-	-	-	-
2009-27	57	20	86	1,151	270	40,000	4,000	1	-	-	-	-	-
2009-28	14	4	2	49	2	12,600	2,000	2	-	-	-	-	-
2009-29	30	1	1	25	10	19,400	1,400	-	-	-	-	-	-
2009-30	30	45	103	1,355	257	19,400	1,400	-	-	-	-	-	-
2009-31	30	92	41	2,745	361	RELATED TO NO. 2009-13		RELATED TO NO. 2009-13					
2009-32	30	56	123	1,690	429	21,121	1,950	-	-	-	-	-	-
2009-33	30	70	22	2,093	315	RELATED TO NO. 2009-11		RELATED TO NO. 2009-24					
2009-34	30	116	25	3,491	3	61,168	2,625	-	-	-	-	-	-
2009-35	49	21	48	1,040	218	40,000	4,000	-	-	-	-	-	-
2009-36	60	26	20	1,556	302	20,220	1,500	-	-	-	-	-	-
2009-37	10	79	65	793	-	37,079	1,800	-	-	-	-	-	-
2009-38	21	33	20	700	300	21,600	1,600	-	-	-	-	-	-
2009-39	11	1	2	7	1	70,560	2,000	-	-	-	-	-	-
2009-40	24	57	104	1,367	341	20,000	2,000	1	-	-	-	-	-
2009-41	30	12	81	356	66	20,000	2,000	1	-	-	-	-	-
2009-42	88	30	118	2,678	519	60,000	6,000	1	-	-	-	-	-
2009-43	22	79	248	1,733	380	20,000	2,000	-	-	-	-	-	-
2009-44	30	80	34	2,412	216	26,724	8,000	RELATED TO NO. 2009-13					
2009-45	12	96	15	1,149	5	RELATED TO NO. 2009-34		-	-	-	-	-	-
2009-46	30	128	99	3,840	521	156,900	1,900	-	-	-	-	-	-
2009-47	30	54	80	1,615	191	31,952	-	8	-	-	-	-	-
2009-48	30	8	11	225	54	20,000	2,000	1	-	-	-	-	-
2009-49	22	45	35	983	138	53,400	5,400	4	-	-	-	-	-
2009-50	30	28	12	854	139	20,220	1,500	-	-	-	-	-	-
2009-51	30	3	7	80	35	23,000	4,000	-	-	-	-	-	-
2009-52	I	-	-	-	-	-	-	-	-	-	-	-	-
2009-53	30	126	51	3,791	401	20,724	2,000	RELATED TO NO. 2009-13					
2009-54	12	1	2	10	1	10,000	1,000	-	-	-	-	-	-
2009-55	29	40	27	1,152	185	19,932	1,400	-	-	-	-	-	-

⁴ NI indicates never installed. I indicates installed but never used. NP indicates no prosecutor's report.

⁵ NR indicates not reported or could not be determined.

⁶ Motions: G = Granted, D = Denied, P = Pending.

* The first four digits of the A.O. number represent the year in which the wiretap was terminated. Wiretaps that were terminated prior to 2009 were not reported previously because they were part of ongoing investigations.

TABLE B-1
STATE CALIFORNIA

CALENDAR YEAR 2009

**REPORT BY JUDGES OF COURT-AUTHORIZED INTERCEPTS OF WIRE, ORAL, OR ELECTRONIC COMMUNICATIONS
PURSUANT TO 18 U.S.C. 2519**

A.O. Number *	Authorizing Official		Offense Specified	Intercept		Date of Application	Authorized Length		
	Judge	Prosecutor ¹		Type ²	Location ³		Original Order (Days)	Number of Extensions	Total Length (Days)
LOS ANGELES (CONTINUED)									
2009-56	FIDLER	COOLEY	NARCOTICS	WC	D	04/17/2009	30	0	30
2009-57	FIDLER	COOLEY	NARCOTICS	WC	D	04/20/2009	30	1	60
2009-58	FIDLER	COOLEY	NARCOTICS	WS	B	04/20/2009	30	0	30
2009-59	FIDLER	COOLEY	NARCOTICS	WC	D	04/20/2009	30	1	60
2009-60	FIDLER	COOLEY	NARCOTICS	WC	D	04/20/2009	30	1	60
2009-61	FIDLER	COOLEY	NARCOTICS	WC	D	04/20/2009	30	0	30
2009-62	FIDLER	COOLEY	NARCOTICS	WC	D	04/27/2009	30	0	30
2009-63	FIDLER	COOLEY	NARCOTICS	WC	D	04/29/2009	30	0	30
2009-64	FIDLER	COOLEY	NARCOTICS	WC	D	04/30/2009	30	0	30
2009-65	FIDLER	COOLEY	NARCOTICS	WC	D	05/04/2009	30	0	30
2009-66	FIDLER	COOLEY	NARCOTICS	WC	D	05/05/2009	30	0	30
2009-67	FIDLER	COOLEY	NARCOTICS	WC	D	05/06/2009	30	0	30
2009-68	FIDLER	COOLEY	NARCOTICS	WC	D	05/08/2009	30	0	30
2009-69	FIDLER	COOLEY	NARCOTICS	WC	D	05/11/2009	30	1	60
2009-70	FIDLER	COOLEY	MURDER	WC	D	05/12/2009	30	1	60
2009-71	FIDLER	COOLEY	NARCOTICS	WC	D	05/14/2009	30	0	30
2009-72	FIDLER	COOLEY	NARCOTICS	WC	D	05/14/2009	30	1	60
2009-73	FIDLER	COOLEY	NARCOTICS	WC	D	05/18/2009	30	0	30
2009-74	FIDLER	COOLEY	NARCOTICS	WC	D	05/21/2009	30	0	30
2009-75	FIDLER	COOLEY	NARCOTICS	WC	D	05/22/2009	30	0	30
2009-76	FIDLER	COOLEY	NARCOTICS	WC	D	05/26/2009	30	0	30
2009-77	FIDLER	COOLEY	NARCOTICS	WC	D	05/26/2009	30	0	30
2009-78	FIDLER	COOLEY	NARCOTICS	WC	D	05/28/2009	30	0	30
2009-79	FIDLER	COOLEY	NARCOTICS	WC	D	05/28/2009	30	1	60
2009-80	FIDLER	COOLEY	NARCOTICS	WC	D	05/29/2009	30	0	30
2009-81	FIDLER	COOLEY	NARCOTICS	WC	D	06/02/2009	30	0	30
2009-82	FIDLER	COOLEY	NARCOTICS	WC	D	06/02/2009	30	0	30
2009-83	FIDLER	COOLEY	NARCOTICS	WC	D	06/03/2009	30	0	30
2009-84	FIDLER	COOLEY	NARCOTICS	WC	D	06/03/2009	30	2	90
2009-85	FIDLER	COOLEY	NARCOTICS	WC	D	06/07/2009	30	1	60
2009-86	FIDLER	COOLEY	MURDER	WC,WS	D,H	06/08/2009	30	2	90
2009-87	FIDLER	COOLEY	NARCOTICS	WC	D	06/10/2009	30	0	30

¹ The prosecuting official authorized the filing of the application under provisions of the state's statute. (See Table 1 for this state's statutory citation.)

² Type: WC = Cellular or Mobile Telephone (Wire), WS = Standard Telephone (Wire), WO = Other (Wire), OM = Microphone (Oral), OO = Other (Oral), ED = Digital Pager (Electronic), EE = Computer or E-Mail (Electronic), EF = Fax Machine (Electronic), EO = Other (Electronic).

³ Location: D = Portable Device, H = Personal Residence, B = Business, A = Public Area, O = Other Location, R = Roving (Relaxed Specification Order), N = Not Specified.

* The first four digits of the A.O. number represent the year in which the wiretap was terminated. Wiretaps that were terminated prior to 2009 were not reported previously because they were part of ongoing investigations.

TABLE B-1
STATE CALIFORNIA

CALENDAR YEAR 2009

**REPORT BY PROSECUTORS OF COURT-AUTHORIZED INTERCEPTS OF WIRE, ORAL, OR ELECTRONIC COMMUNICATIONS
PURSUANT TO 18 U.S.C. 2519**

A.O. Number *	Number Of Days in Oper- ation ⁴	Average Inter- cepts per Day	Number of ⁵			Costs		Number of					
			Persons Inter- cepted	Intercepts	Incrim- inating Intercepts	Total Cost in \$	Other Than Manpower in \$	Arrests	Trials	Motions to Suppress Intercepts ⁶			Persons Con- victed
										G	D	P	
LOS ANGELES (CONTINUED)													
2009-56	24	64	40	1,532	152	31,952	-	RELATED TO NO. 2009-47					
2009-57	60	89	1,291	5,338	232	-	-	-	-	-	-	-	-
2009-58	23	8	9	194	-	-	-	-	-	-	-	-	-
2009-59	60	60	1,255	3,589	453	-	-	-	-	-	-	-	-
2009-60	60	235	6,313	14,071	367	-	-	-	-	-	-	-	-
2009-61	30	19	53	581	281	20,000	2,000	11	-	-	-	-	-
2009-62	29	7	32	195	21	20,000	2,000	-	-	-	-	-	-
2009-63	29	6	30	185	81	20,000	2,000	-	-	-	-	-	-
2009-64	27	-	5	5	-	19,400	1,400	-	-	-	-	-	-
2009-65	30	29	26	861	123	20,724	2,000	RELATED TO NO. 2009-13					
2009-66	30	23	35	686	141	38,900	2,900	8	-	-	-	-	-
2009-67	30	22	25	662	189	21,000	2,000	-	-	-	-	-	-
2009-68	30	31	12	943	181	20,220	1,500	2	-	-	-	2	-
2009-69	30	30	39	888	159	20,000	2,000	2	-	-	-	-	-
2009-70	60	381	50	22,850	6,456	86,121	2,700	20	-	1	-	-	-
2009-71	I	-	-	-	-	-	-	-	-	-	-	-	-
2009-72	48	68	22	3,256	1,000	20,000	2,000	2	-	-	-	-	-
2009-73	30	76	31	2,279	94	20,950	1,800	-	-	-	-	-	-
2009-74	30	251	41	7,519	1,256	20,724	2,000	7	-	-	-	-	-
2009-75	10	36	35	361	85	21,000	2,000	-	-	-	-	-	-
2009-76	25	18	26	440	34	21,347	1,600	-	-	-	-	-	-
2009-77	30	63	95	1,882	259	21,800	1,800	-	-	-	-	-	-
2009-78	22	-	-	-	-	15,730	2,000	-	-	-	-	-	-
2009-79	60	140	112	8,375	859	43,600	3,600	-	-	-	-	-	-
2009-80	2	4	1	7	7	1,905	1,200	-	-	-	-	-	-
2009-81	30	115	25	3,464	766	20,000	1,000	-	-	-	-	-	-
2009-82	28	32	28	883	135	-	-	1	-	-	-	-	-
2009-83	29	70	32	2,036	560	59,800	5,800	8	-	-	-	-	-
2009-84	90	66	63	5,969	582	60,000	6,000	5	-	-	-	-	-
2009-85	60	16	20	964	189	40,000	4,000	2	-	-	-	-	-
2009-86	90	139	21	12,467	362	273,500	29,500	7	-	-	-	-	-
2009-87	30	31	12	943	181	20,220	1,500	-	-	-	-	-	-

⁴ NI indicates never installed. I indicates installed but never used. NP indicates no prosecutor's report.

⁵ NR indicates not reported or could not be determined.

⁶ Motions: G = Granted, D = Denied, P = Pending.

* The first four digits of the A.O. number represent the year in which the wiretap was terminated. Wiretaps that were terminated prior to 2009 were not reported previously because they were part of ongoing investigations.

TABLE B-1
STATE CALIFORNIA

CALENDAR YEAR 2009

**REPORT BY JUDGES OF COURT-AUTHORIZED INTERCEPTS OF WIRE, ORAL, OR ELECTRONIC COMMUNICATIONS
PURSUANT TO 18 U.S.C. 2519**

A.O. Number *	Authorizing Official		Offense Specified	Intercept		Date of Application	Authorized Length		
	Judge	Prosecutor ¹		Type ²	Location ³		Original Order (Days)	Number of Extensions	Total Length (Days)
LOS ANGELES (CONTINUED)									
2009-88	FIDLER	COOLEY	NARCOTICS	WC	D	06/10/2009	30	0	30
2009-89	FIDLER	COOLEY	NARCOTICS	WC	D	06/11/2009	30	0	30
2009-90	FIDLER	COOLEY	NARCOTICS	WC	D	06/11/2009	30	0	30
2009-91	FIDLER	COOLEY	NARCOTICS	WC	D	06/11/2009	30	3	120
2009-92	FIDLER	COOLEY	MURDER	WC	D	06/16/2009	30	0	30
2009-93	FIDLER	COOLEY	NARCOTICS	WC	D	06/19/2009	30	1	60
2009-94	FIDLER	COOLEY	NARCOTICS	WC	D	06/22/2009	30	0	30
2009-95	FIDLER	COOLEY	NARCOTICS	WC	D	06/23/2009	30	0	30
2009-96	FIDLER	COOLEY	MURDER	WC,WS	D,H	06/23/2009	30	2	90
2009-97	FIDLER	COOLEY	NARCOTICS	WC	D	06/24/2009	30	0	30
2009-98	FIDLER	COOLEY	NARCOTICS	WC	D	06/26/2009	30	1	60
2009-99	FIDLER	COOLEY	NARCOTICS	WC	D	06/26/2009	30	0	30
2009-100	FIDLER	COOLEY	NARCOTICS	WC	D	06/30/2009	30	0	30
2009-101	FIDLER	COOLEY	NARCOTICS	WC	D	07/01/2009	30	0	30
2009-102	FIDLER	COOLEY	NARCOTICS	WC	D	07/01/2009	30	0	30
2009-103	FIDLER	COOLEY	MURDER	WC	D	07/02/2009	30	0	30
2009-104	FIDLER	COOLEY	NARCOTICS	WC	D	07/02/2009	30	0	30
2009-105	FIDLER	COOLEY	NARCOTICS	WC	D	07/02/2009	30	0	30
2009-106	FIDLER	COOLEY	NARCOTICS	WC	D	07/03/2009	30	0	30
2009-107	FIDLER	COOLEY	NARCOTICS	WC	D	07/05/2009	30	1	60
2009-108	FIDLER	COOLEY	NARCOTICS	WC	D	07/10/2009	30	0	30
2009-109	FIDLER	COOLEY	NARCOTICS	WC	D	07/10/2009	30	0	30
2009-110	FIDLER	COOLEY	NARCOTICS	WC	D	07/12/2009	30	0	30
2009-111	FIDLER	COOLEY	NARCOTICS	WC	D	07/12/2009	30	1	60
2009-112	FIDLER	COOLEY	NARCOTICS	WC	D	07/14/2009	30	0	30
2009-113	FIDLER	COOLEY	NARCOTICS	WC	D	07/17/2009	30	0	30
2009-114	FIDLER	COOLEY	NARCOTICS	WC	D	07/20/2009	30	1	60
2009-115	FIDLER	COOLEY	NARCOTICS	WC	D	07/23/2009	30	0	30
2009-116	FIDLER	COOLEY	NARCOTICS	WC	D	07/23/2009	30	0	30
2009-117	FIDLER	COOLEY	NARCOTICS	WC	D	07/28/2009	30	0	30
2009-118	FIDLER	COOLEY	NARCOTICS	WC	D	07/28/2009	30	0	30
2009-119	FIDLER	COOLEY	MURDER	WC	D	07/28/2009	30	0	30

¹ The prosecuting official authorized the filing of the application under provisions of the state's statute. (See Table 1 for this state's statutory citation.)

² Type: WC = Cellular or Mobile Telephone (Wire), WS = Standard Telephone (Wire), WO = Other (Wire), OM = Microphone (Oral), OO = Other (Oral), ED = Digital Pager (Electronic), EE = Computer or E-Mail (Electronic), EF = Fax Machine (Electronic), EO = Other (Electronic).

³ Location: D = Portable Device, H = Personal Residence, B = Business, A = Public Area, O = Other Location, R = Roving (Relaxed Specification Order), N = Not Specified.

* The first four digits of the A.O. number represent the year in which the wiretap was terminated. Wiretaps that were terminated prior to 2009 were not reported previously because they were part of ongoing investigations.

TABLE B-1
STATE CALIFORNIA

CALENDAR YEAR 2009

**REPORT BY PROSECUTORS OF COURT-AUTHORIZED INTERCEPTS OF WIRE, ORAL, OR ELECTRONIC COMMUNICATIONS
PURSUANT TO 18 U.S.C. 2519**

A.O. Number *	Number Of Days in Oper- ation ⁴	Average Inter- cepts per Day	Number of ⁵			Costs		Number of					
			Persons Inter- cepted	Intercepts	Incrim- inating Intercepts	Total Cost in \$	Other Than Manpower in \$	Arrests	Trials	Motions to Suppress Intercepts ⁶			Persons Con- victed
										G	D	P	
LOS ANGELES (CONTINUED)													
2009-88	21	41	19	852	139	38,000	20,000	-	-	-	-	-	-
2009-89	30	42	34	1,275	191	20,724	2,000	-	-	-	-	-	-
2009-90	30	80	17	2,404	701	21,650	1,650	2	-	-	-	-	-
2009-91	120	126	177	15,061	2,449	80,000	8,000	-	-	-	-	-	-
2009-92	30	54	1,633	1,633	288	60,200	3,200	20	-	2	-	-	-
2009-93	59	137	127	8,093	1,212	41,354	1,860	1	-	-	-	-	-
2009-94	30	101	73	3,031	238	20,000	2,000	-	-	-	-	-	-
2009-95	22	42	56	924	200	20,771	1,600	2	-	-	-	-	-
2009-96	90	346	36	31,154	1,590	253,500	9,500	RELATED TO NO. 2009-86					
2009-97	30	-	1	1	-	31,600	1,600	-	-	-	-	-	-
2009-98	60	71	61	4,237	328	43,600	3,600	-	-	-	-	-	-
2009-99	NI	-	-	-	-	-	-	-	-	-	-	-	-
2009-100	30	532	85	15,971	-	21,273	625	-	-	-	-	-	-
2009-101	8	125	20	1,000	200	19,747	2,000	-	-	-	-	-	-
2009-102	30	32	39	951	175	20,000	2,000	2	-	-	-	-	-
2009-103	30	56	6	1,679	10	84,100	2,500	RELATED TO NO. 2009-86					
2009-104	30	37	26	1,121	462	19,450	1,450	8	-	-	-	-	-
2009-105	30	109	34	3,281	423	20,724	2,000	RELATED TO NO. 2009-13					
2009-106	30	165	42	4,937	1,341	21,800	2,000	-	-	-	-	-	-
2009-107	60	27	16	1,613	274	40,000	4,000	2	-	-	-	-	-
2009-108	13	-	-	-	-	-	-	-	-	-	-	-	-
2009-109	21	6	24	129	2	32,800	2,800	2	-	-	-	-	-
2009-110	NI	-	-	-	-	-	-	-	-	-	-	-	-
2009-111	60	23	34	1,377	276	40,000	4,000	5	-	-	-	-	-
2009-112	30	29	27	867	542	-	-	-	-	-	-	-	-
2009-113	30	33	59	1,004	214	21,170	1,420	-	-	-	-	-	-
2009-114	60	14	47	834	445	43,600	4,000	-	-	-	-	-	-
2009-115	30	46	46	1,392	276	20,000	2,000	2	-	-	-	-	-
2009-116	30	30	28	897	179	41,200	3,200	RELATED TO NO. 2009-90					
2009-117	30	13	19	379	48	20,000	2,000	-	-	-	-	-	-
2009-118	30	87	47	2,602	100	20,000	2,000	-	-	-	-	-	-
2009-119	30	85	11	2,544	148	84,100	2,500	RELATED TO NO. 2009-86					

⁴ NI indicates never installed. I indicates installed but never used. NP indicates no prosecutor's report.

⁵ NR indicates not reported or could not be determined.

⁶ Motions: G = Granted, D = Denied, P = Pending.

* The first four digits of the A.O. number represent the year in which the wiretap was terminated. Wiretaps that were terminated prior to 2009 were not reported previously because they were part of ongoing investigations.

TABLE B-1
STATE CALIFORNIA

CALENDAR YEAR 2009

**REPORT BY JUDGES OF COURT-AUTHORIZED INTERCEPTS OF WIRE, ORAL, OR ELECTRONIC COMMUNICATIONS
PURSUANT TO 18 U.S.C. 2519**

A.O. Number *	Authorizing Official		Offense Specified	Intercept		Date of Application	Authorized Length		
	Judge	Prosecutor ¹		Type ²	Location ³		Original Order (Days)	Number of Extensions	Total Length (Days)
LOS ANGELES (CONTINUED)									
2009-120	FIDLER	COOLEY	NARCOTICS	WC,WS	D,B	07/31/2009	30	0	30
2009-121	FIDLER	COOLEY	NARCOTICS	WC,WS	D,B	07/31/2009	30	0	30
2009-122	FIDLER	COOLEY	NARCOTICS	WC	D	08/05/2009	30	0	30
2009-123	FIDLER	COOLEY	NARCOTICS	WC	D	08/05/2009	30	0	30
2009-124	FIDLER	COOLEY	NARCOTICS	WC	D	08/06/2009	30	0	30
2009-125	FIDLER	COOLEY	NARCOTICS	WC	D	08/09/2009	30	0	30
2009-126	FIDLER	COOLEY	NARCOTICS	WC	D	08/13/2009	30	0	30
2009-127	FIDLER	COOLEY	MURDER	WC,WS	D,H	08/14/2009	30	0	30
2009-128	FIDLER	COOLEY	NARCOTICS	WC	D	08/14/2009	30	2	90
2009-129	FIDLER	COOLEY	NARCOTICS	WC	D	08/17/2009	30	0	30
2009-130	FIDLER	COOLEY	NARCOTICS	WC	D	08/19/2009	30	0	30
2009-131	FIDLER	COOLEY	NARCOTICS	WC	D	08/20/2009	30	0	30
2009-132	FIDLER	COOLEY	NARCOTICS	WC	D	08/20/2009	30	0	30
2009-133	FIDLER	COOLEY	NARCOTICS	WC	D	08/23/2009	30	0	30
2009-134	FIDLER	COOLEY	NARCOTICS	WC	D	08/23/2009	30	1	60
2009-135	FIDLER	COOLEY	NARCOTICS	WC	D	08/24/2009	30	0	30
2009-136	FIDLER	COOLEY	NARCOTICS	WC	D	08/26/2009	30	0	30
2009-137	FIDLER	COOLEY	NARCOTICS	WC	D	08/27/2009	30	1	60
2009-138	FIDLER	COOLEY	NARCOTICS	WC	D	08/28/2009	30	0	30
2009-139	FIDLER	COOLEY	NARCOTICS	WC	D	08/31/2009	30	0	30
2009-140	FIDLER	COOLEY	NARCOTICS	WC	D	09/04/2009	30	0	30
2009-141	FIDLER	COOLEY	NARCOTICS	WC	D	09/05/2009	30	0	30
2009-142	FIDLER	COOLEY	NARCOTICS	WC	D	09/05/2009	30	0	30
2009-143	FIDLER	COOLEY	NARCOTICS	WC	D	09/05/2009	30	0	30
2009-144	FIDLER	COOLEY	MURDER	WC	D	09/05/2009	30	0	30
2009-145	FIDLER	COOLEY	NARCOTICS	WC	D	09/07/2009	30	0	30
2009-146	FIDLER	COOLEY	NARCOTICS	WC	D	09/08/2009	30	0	30
2009-147	FIDLER	COOLEY	NARCOTICS	WC	D	09/10/2009	30	0	30
2009-148	FIDLER	COOLEY	NARCOTICS	WC	D	09/11/2009	30	0	30
2009-149	FIDLER	COOLEY	NARCOTICS	WC	D	09/17/2009	30	0	30
2009-150	FIDLER	COOLEY	NARCOTICS	WC	D	09/22/2009	30	0	30
2009-151	FIDLER	COOLEY	NARCOTICS	WS	H	09/22/2009	30	0	30

¹ The prosecuting official authorized the filing of the application under provisions of the state's statute. (See Table 1 for this state's statutory citation.)

² Type: WC = Cellular or Mobile Telephone (Wire), WS = Standard Telephone (Wire), WO = Other (Wire), OM = Microphone (Oral), OO = Other (Oral), ED = Digital Pager (Electronic), EE = Computer or E-Mail (Electronic), EF = Fax Machine (Electronic), EO = Other (Electronic).

³ Location: D = Portable Device, H = Personal Residence, B = Business, A = Public Area, O = Other Location, R = Roving (Relaxed Specification Order), N = Not Specified.

* The first four digits of the A.O. number represent the year in which the wiretap was terminated. Wiretaps that were terminated prior to 2009 were not reported previously because they were part of ongoing investigations.

TABLE B-1
STATE CALIFORNIA

CALENDAR YEAR 2009

**REPORT BY PROSECUTORS OF COURT-AUTHORIZED INTERCEPTS OF WIRE, ORAL, OR ELECTRONIC COMMUNICATIONS
PURSUANT TO 18 U.S.C. 2519**

A.O. Number *	Number Of Days in Oper- ation ⁴	Average Inter- cepts per Day	Number of ⁵			Costs		Number of					
			Persons Inter- cepted	Intercepts	Incrim- inating Intercepts	Total Cost in \$	Other Than Manpower in \$	Arrests	Trials	Motions to Suppress Intercepts ⁶			Persons Con- victed
										G	D	P	
LOS ANGELES (CONTINUED)													
2009-120	30	106	157	3,192	41	21,347	1,600	-	-	-	-	-	-
2009-121	24	66	369	1,590	49	21,347	1,600	-	-	-	-	-	-
2009-122	30	84	35	2,507	91	19,800	1,800	-	-	-	-	-	-
2009-123	NI	-	-	-	-	-	-	-	-	-	-	-	-
2009-124	30	73	97	2,184	214	21,735	2,008	-	-	-	-	-	-
2009-125	30	10	15	291	47	20,000	2,000	2	-	-	-	-	-
2009-126	30	54	83	1,628	222	20,000	2,000	-	-	-	-	-	-
2009-127	30	62	59	1,871	71	148,211	6,200	-	-	-	-	-	-
2009-128	90	82	4,056	7,341	1,239	64,641	5,400	1	-	-	-	-	-
2009-129	30	25	47	750	25	20,000	2,000	-	-	-	-	-	-
2009-130	NI	-	-	-	-	-	-	-	-	-	-	-	-
2009-131	30	24	35	730	213	21,800	2,000	-	-	-	-	-	-
2009-132	30	6	12	183	60	20,220	1,500	-	-	-	-	-	-
2009-133	30	13	25	382	8	20,000	2,000	-	-	-	-	-	-
2009-134	60	5	9	276	62	40,000	4,000	2	-	-	-	-	-
2009-135	30	66	79	1,983	225	21,347	1,600	-	-	-	-	-	-
2009-136	13	43	43	562	93	21,171	2,000	-	-	-	-	-	-
2009-137	49	26	22	1,258	688	20,000	2,000	1	-	-	-	-	-
2009-138	30	192	82	5,770	649	43,700	5,300	-	-	-	-	-	-
2009-139	30	9	13	284	36	20,000	2,000	-	-	-	-	-	-
2009-140	7	3	1	24	-	4,739	2,000	-	-	-	-	-	-
2009-141	30	30	503	904	273	21,171	2,000	-	-	-	-	-	-
2009-142	11	35	17	390	84	21,727	2,000	-	-	-	-	-	-
2009-143	30	82	137	2,470	171	21,727	2,000	-	-	-	-	-	-
2009-144	24	17	13	403	46	23,859	4,000	2	-	-	-	-	-
2009-145	30	23	61	699	31	20,000	2,000	-	-	-	-	-	-
2009-146	NI	-	-	-	-	-	-	-	-	-	-	-	-
2009-147	30	80	83	2,386	281	21,147	1,400	-	-	-	-	-	-
2009-148	30	5	5	144	21	21,000	2,000	-	-	-	-	-	-
2009-149	30	52	200	1,571	170	-	-	-	-	-	-	-	-
2009-150	30	136	136	4,069	493	87,128	4,200	1	-	-	-	-	-
2009-151	30	52	53	1,549	51	19,800	1,800	-	-	-	-	-	-

⁴ NI indicates never installed. I indicates installed but never used. NP indicates no prosecutor's report.

⁵ NR indicates not reported or could not be determined.

⁶ Motions: G = Granted, D = Denied, P = Pending.

* The first four digits of the A.O. number represent the year in which the wiretap was terminated. Wiretaps that were terminated prior to 2009 were not reported previously because they were part of ongoing investigations.

TABLE B-1
STATE CALIFORNIA

CALENDAR YEAR 2009

**REPORT BY JUDGES OF COURT-AUTHORIZED INTERCEPTS OF WIRE, ORAL, OR ELECTRONIC COMMUNICATIONS
PURSUANT TO 18 U.S.C. 2519**

A.O. Number *	Authorizing Official		Offense Specified	Intercept		Date of Application	Authorized Length		
	Judge	Prosecutor ¹		Type ²	Location ³		Original Order (Days)	Number of Extensions	Total Length (Days)
LOS ANGELES (CONTINUED)									
2009-152	FIDLER	COOLEY	CONSPIRACY	WC	D	09/22/2009	30	0	30
2009-153	FIDLER	COOLEY	NARCOTICS	WC	D	09/23/2009	30	0	30
2009-154	FIDLER	COOLEY	NARCOTICS	WC	D	09/23/2009	30	0	30
2009-155	FIDLER	COOLEY	MURDER	WC,WS	D,H	09/24/2009	30	2	90
2009-156	FIDLER	COOLEY	NARCOTICS	WC	D	09/28/2009	30	0	30
2009-157	FIDLER	COOLEY	NARCOTICS	WC	D	09/28/2009	30	0	30
2009-158	FIDLER	COOLEY	NARCOTICS	WC	D	09/28/2009	30	1	60
2009-159	FIDLER	COOLEY	NARCOTICS	WC	D	09/28/2009	30	0	30
2009-160	FIDLER	COOLEY	NARCOTICS	WC	D	09/28/2009	30	0	30
2009-161	FIDLER	COOLEY	MURDER	WC	D	09/28/2009	30	0	30
2009-162	FIDLER	COOLEY	NARCOTICS	WC	D	09/29/2009	30	0	30
2009-163	FIDLER	COOLEY	NARCOTICS	WC	D	09/29/2009	30	0	30
2009-164	FIDLER	COOLEY	NARCOTICS	WC	D	09/29/2009	30	0	30
2009-165	FIDLER	COOLEY	CONSPIRACY	WC	D	10/01/2009	30	0	30
2009-166	FIDLER	COOLEY	MURDER	WC	D	10/08/2009	30	0	30
2009-167	FIDLER	COOLEY	NARCOTICS	WC	D	10/09/2009	30	0	30
2009-168	FIDLER	COOLEY	MURDER	WC	D	10/13/2009	30	0	30
2009-169	FIDLER	COOLEY	NARCOTICS	WC	D	10/15/2009	30	1	60
2009-170	FIDLER	COOLEY	NARCOTICS	WC	D	10/15/2009	30	2	90
2009-171	FIDLER	COOLEY	NARCOTICS	WC	D	10/19/2009	30	0	30
2009-172	FIDLER	COOLEY	NARCOTICS	WC	D	10/22/2009	30	0	30
2009-173	FIDLER	COOLEY	MURDER	WC	D	10/23/2009	30	0	30
2009-174	FIDLER	COOLEY	NARCOTICS	WS	H	10/30/2009	30	0	30
2009-175	FIDLER	COOLEY	NARCOTICS	WC	D	11/01/2009	30	0	30
2009-176	FIDLER	COOLEY	NARCOTICS	WC	D	11/04/2009	30	0	30
2009-177	FIDLER	COOLEY	NARCOTICS	WC	D	11/05/2009	30	0	30
2009-178	FIDLER	COOLEY	NARCOTICS	WC	D	11/05/2009	30	0	30
2009-179	FIDLER	COOLEY	NARCOTICS	WC	D	11/06/2009	30	0	30
2009-180	FIDLER	COOLEY	MURDER	WC	D	11/06/2009	30	0	30
2009-181	FIDLER	COOLEY	NARCOTICS	WC	D	11/10/2009	30	0	30
2009-182	FIDLER	COOLEY	NARCOTICS	WC	D	11/12/2009	30	0	30
2009-183	FIDLER	COOLEY	NARCOTICS	WC	D	11/12/2009	30	0	30

¹ The prosecuting official authorized the filing of the application under provisions of the state's statute. (See Table 1 for this state's statutory citation.)

² Type: WC = Cellular or Mobile Telephone (Wire), WS = Standard Telephone (Wire), WO = Other (Wire), OM = Microphone (Oral), OO = Other (Oral), ED = Digital Pager (Electronic), EE = Computer or E-Mail (Electronic), EF = Fax Machine (Electronic), EO = Other (Electronic).

³ Location: D = Portable Device, H = Personal Residence, B = Business, A = Public Area, O = Other Location, R = Roving (Relaxed Specification Order), N = Not Specified.

* The first four digits of the A.O. number represent the year in which the wiretap was terminated. Wiretaps that were terminated prior to 2009 were not reported previously because they were part of ongoing investigations.

TABLE B-1
STATE CALIFORNIA

CALENDAR YEAR 2009

**REPORT BY PROSECUTORS OF COURT-AUTHORIZED INTERCEPTS OF WIRE, ORAL, OR ELECTRONIC COMMUNICATIONS
PURSUANT TO 18 U.S.C. 2519**

A.O. Number *	Number Of Days in Oper- ation ⁴	Average Inter- cepts per Day	Number of ⁵			Costs		Number of					
			Persons Inter- cepted	Intercepts	Incrim- inating Intercepts	Total Cost in \$	Other Than Manpower in \$	Arrests	Trials	Motions to Suppress Intercepts ⁶			Persons Con- victed
										G	D	P	
LOS ANGELES (CONTINUED)													
2009-152	26	37	52	958	950	20,000	2,000	1	-	1	-	-	-
2009-153	30	74	1,208	2,210	287	21,671	2,500	-	-	-	-	-	-
2009-154	30	54	45	1,611	71	20,000	2,000	1	-	-	-	-	-
2009-155	90	574	57	51,657	103	300,000	45,000	-	-	-	-	-	-
2009-156	30	18	24	536	360	21,800	2,000	-	-	-	-	-	-
2009-157	30	7	8	223	41	20,000	2,000	1	-	-	-	-	-
2009-158	60	49	98	2,941	288	40,000	4,000	-	-	-	-	-	-
2009-159	30	32	43	974	171	42,000	2,000	-	-	-	-	-	-
2009-160	30	80	120	2,411	93	42,000	2,000	-	-	-	-	-	-
2009-161	16	-	1	7	-	56,106	2,600	-	-	-	-	-	-
2009-162	30	46	70	1,370	128	21,347	1,600	-	-	-	-	-	-
2009-163	30	353	145	10,601	766	43,700	5,300	-	-	-	-	-	-
2009-164	6	28	5	166	35	7,875	1,600	-	-	-	-	-	-
2009-165	18	21	25	383	376	20,000	2,000	-	-	-	-	-	-
2009-166	30	24	14	707	27	-	-	-	-	-	-	-	-
2009-167	30	126	17	3,789	77	43,700	5,300	-	-	-	-	-	-
2009-168	30	79	44	2,356	177	31,589	1,700	4	-	-	-	-	-
2009-169	60	58	186	3,452	193	38,000	2,000	2	-	-	-	-	-
2009-170	90	97	151	8,762	262	60,800	1,800	-	-	-	-	-	-
2009-171	18	2	2	35	34	13,380	1,500	-	-	-	-	-	-
2009-172	6	35	43	211	37	10,000	2,000	-	-	-	-	-	-
2009-173	30	185	28	5,544	42	-	-	-	-	-	-	-	-
2009-174	30	81	144	2,427	80	19,800	1,800	-	-	-	-	-	-
2009-175	NI	-	-	-	-	-	-	-	-	-	-	-	-
2009-176	14	56	17	791	171	10,873	1,600	-	-	-	-	-	-
2009-177	30	120	80	3,603	1,874	22,000	2,000	-	-	-	-	-	-
2009-178	NI	-	-	-	-	-	-	-	-	-	-	-	-
2009-179	30	8	4	237	7	21,800	1,800	-	-	-	-	-	-
2009-180	30	-	1	1	1	84,100	2,500	RELATED TO NO. 2009-86					
2009-181	30	358	140	10,754	703	43,700	5,300	-	-	-	-	-	-
2009-182	30	104	124	3,128	722	42,000	2,000	-	-	-	-	-	-
2009-183	19	49	43	932	256	29,000	2,000	-	-	-	-	-	-

⁴ NI indicates never installed. I indicates installed but never used. NP indicates no prosecutor's report.

⁵ NR indicates not reported or could not be determined.

⁶ Motions: G = Granted, D = Denied, P = Pending.

* The first four digits of the A.O. number represent the year in which the wiretap was terminated. Wiretaps that were terminated prior to 2009 were not reported previously because they were part of ongoing investigations.

TABLE B-1
STATE CALIFORNIA

CALENDAR YEAR 2009

**REPORT BY JUDGES OF COURT-AUTHORIZED INTERCEPTS OF WIRE, ORAL, OR ELECTRONIC COMMUNICATIONS
PURSUANT TO 18 U.S.C. 2519**

A.O. Number *	Authorizing Official		Offense Specified	Intercept		Date of Application	Authorized Length		
	Judge	Prosecutor ¹		Type ²	Location ³		Original Order (Days)	Number of Extensions	Total Length (Days)
LOS ANGELES (CONTINUED)									
2009-184	FIDLER	COOLEY	NARCOTICS	WC	D	11/12/2009	30	0	30
2009-185	FIDLER	COOLEY	NARCOTICS	WC	D	11/13/2009	30	0	30
2009-186	FIDLER	COOLEY	NARCOTICS	WC	D	11/16/2009	30	0	30
2009-187	FIDLER	COOLEY	NARCOTICS	WC	D	11/17/2009	30	0	30
2009-188	FIDLER	COOLEY	NARCOTICS	WC	D	11/30/2009	30	0	30
2009-189	FIDLER	COOLEY	NARCOTICS	WC	D	12/07/2009	30	0	30
2009-190	FIDLER	COOLEY	NARCOTICS	WC	D	12/15/2009	30	0	30
2009-191	FIDLER	COOLEY	NARCOTICS	WC	D	12/22/2009	30	0	30
2008-182	FIDLER	COOLEY	MURDER	WC	D	03/20/2008	30	1	60
2008-183	FIDLER	COOLEY	MURDER	WC,WS	D,H	05/03/2008	30	2	90
2008-184	FIDLER	COOLEY	MURDER	WC,WS	D,H	05/21/2008	30	1	60
2008-185	FIDLER	COOLEY	MURDER	WC,WS	D,H	07/16/2008	30	1	60
2008-186	FIDLER	COOLEY	MURDER	WC	D	08/14/2008	30	2	90
2008-187	FIDLER	COOLEY	MURDER	WC,WS	D,H	08/27/2008	30	2	90
MERCED									
2009-1	KIRIHARA	BACCIARINI	NARCOTICS	WC	D	08/25/2009	30	0	30
2009-2	KIRIHARA	BACCIARINI	NARCOTICS	WC	D	10/07/2009	30	1	60
ORANGE									
2009-1	KING	MASANGKAY	NARCOTICS	WC	D	08/18/2008	30	2	90
2009-2	STOTLER	RACKAUCKAS	NARCOTICS	WC	D	11/29/2008	30	2	90
2009-3	PAER	MASANGKAY	NARCOTICS	WC,WS	D,H	12/01/2008	30	0	30
2009-4	KING	RACKAUCKAS	NARCOTICS	WC	D	12/09/2008	30	1	60
2009-5	KING	RACKAUCKAS	NARCOTICS	WC	D	12/16/2008	30	0	30
2009-6	KING	RACKAUCKAS	NARCOTICS	WC	D	01/06/2009	30	0	30
2009-7	KING	RACKAUCKAS	NARCOTICS	WC,WS	D,H	01/14/2009	30	0	30
2009-8	KING	RACKAUCKAS	NARCOTICS	WC	D	01/23/2009	30	0	30
2009-9	KING	RACKAUCKAS	NARCOTICS	WC	D	02/02/2009	30	0	30
2009-10	KING	MASANGKAY	NARCOTICS	WC	D	02/10/2009	30	0	30
2009-11	KING	RACKAUCKAS	NARCOTICS	WC	D	02/10/2009	30	0	30
2009-12	KING	RACKAUCKAS	NARCOTICS	WC	D	02/12/2009	30	0	30
2009-13	KING	RACKAUCKAS	NARCOTICS	WC	D	02/19/2009	30	0	30
2009-14	KING	MASANGKAY	NARCOTICS	WC	D	03/03/2009	30	0	30

¹ The prosecuting official authorized the filing of the application under provisions of the state's statute. (See Table 1 for this state's statutory citation.)

² Type: WC = Cellular or Mobile Telephone (Wire), WS = Standard Telephone (Wire), WO = Other (Wire), OM = Microphone (Oral), OO = Other (Oral), ED = Digital Pager (Electronic), EE = Computer or E-Mail (Electronic), EF = Fax Machine (Electronic), EO = Other (Electronic).

³ Location: D = Portable Device, H = Personal Residence, B = Business, A = Public Area, O = Other Location, R = Roving (Relaxed Specification Order), N = Not Specified.

* The first four digits of the A.O. number represent the year in which the wiretap was terminated. Wiretaps that were terminated prior to 2009 were not reported previously because they were part of ongoing investigations.

TABLE B-1
STATE CALIFORNIA

CALENDAR YEAR 2009

**REPORT BY PROSECUTORS OF COURT-AUTHORIZED INTERCEPTS OF WIRE, ORAL, OR ELECTRONIC COMMUNICATIONS
PURSUANT TO 18 U.S.C. 2519**

A.O. Number *	Number Of Days in Oper- ation ⁴	Average Inter- cepts per Day	Number of ⁵			Costs		Number of					
			Persons Inter- cepted	Intercepts	Incrim- inating Intercepts	Total Cost in \$	Other Than Manpower in \$	Arrests	Trials	Motions to Suppress Intercepts ⁶			Persons Con- victed
										G	D	P	
LOS ANGELES (CONTINUED)													
2009-184	30	98	-	2,934	33	-	-	-	-	-	-	-	-
2009-185	30	181	54	5,438	773	47,675	1,400	-	-	-	-	-	-
2009-186	30	71	25	2,138	78	20,000	2,000	-	-	-	-	-	-
2009-187	30	-	-	15	-	21,800	1,800	-	-	-	-	-	-
2009-188	4	67	19	268	62	7,400	1,400	-	-	-	-	-	-
2009-189	8	36	43	287	39	12,600	2,000	-	-	-	-	-	-
2009-190	NP	-	-	-	-	-	-	-	-	-	-	-	-
2009-191	1	4893	137	4,893	737	4,200	-	7	-	-	-	-	-
2008-182	50	13	31	656	48	-	-	12	-	-	-	-	-
2008-183	90	355	1	31,981	738	164,729	21,000	85	1	-	-	-	1
2008-184	60	29	64	1,744	63	-	-	RELATED TO NO. 2008-183					
2008-185	60	64	NR	3,840	134	-	-	-	-	-	-	-	-
2008-186	82	93	NR	7,608	202	-	-	-	-	-	-	-	-
2008-187	80	78	NR	6,267	140	375,830	9,830	-	-	-	-	-	-
MERCED													
2009-1	28	103	2	2,893	440	238,000	10,000	6	-	-	-	-	2
2009-2	60	36	3	2,188	51	175,000	10,000	-	-	-	-	-	-
ORANGE													
2009-1	90	5	95	420	280	165,000	15,000	-	-	-	-	-	-
2009-2	NI	-	-	-	-	-	-	-	-	-	-	-	-
2009-3	13	185	NR	2,409	15	492,637	2,637	-	-	-	-	-	-
2009-4	60	47	52	2,801	377	40,000	4,000	11	-	-	-	-	-
2009-5	30	-	11	12	-	20,000	2,000	-	-	-	-	-	-
2009-6	30	73	44	2,184	291	20,000	2,000	1	-	-	-	-	-
2009-7	30	233	2	6,982	-	20,404	4,504	-	-	-	-	-	-
2009-8	30	12	12	350	46	20,000	2,000	-	-	-	-	-	-
2009-9	26	67	16	1,732	67	28,800	2,800	-	-	-	-	-	-
2009-10	15	-	2	2	2	13,500	1,500	3	-	-	-	-	-
2009-11	30	16	23	475	35	11,850	2,250	2	-	-	-	-	-
2009-12	26	11	19	294	104	20,000	2,000	2	-	-	-	-	-
2009-13	19	1	3	12	-	20,000	2,000	-	-	-	-	-	-
2009-14	30	36	100	1,066	380	13,500	1,500	RELATED TO NO. 2009-10					

⁴ NI indicates never installed. I indicates installed but never used. NP indicates no prosecutor's report.

⁵ NR indicates not reported or could not be determined.

⁶ Motions: G = Granted, D = Denied, P = Pending.

* The first four digits of the A.O. number represent the year in which the wiretap was terminated. Wiretaps that were terminated prior to 2009 were not reported previously because they were part of ongoing investigations.

TABLE B-1
STATE CALIFORNIA

CALENDAR YEAR 2009

**REPORT BY JUDGES OF COURT-AUTHORIZED INTERCEPTS OF WIRE, ORAL, OR ELECTRONIC COMMUNICATIONS
PURSUANT TO 18 U.S.C. 2519**

A.O. Number *	Authorizing Official		Offense Specified	Intercept		Date of Application	Authorized Length		
	Judge	Prosecutor ¹		Type ²	Location ³		Original Order (Days)	Number of Extensions	Total Length (Days)
ORANGE (CONTINUED)									
2009-15	KING	RACKAUCKAS	NARCOTICS	WC	D	03/06/2009	30	0	30
2009-16	KING	RACKAUCKAS	NARCOTICS	WC	D	03/08/2009	30	0	30
2009-17	KING	RACKAUCKAS	NARCOTICS	WC	D	03/12/2009	30	0	30
2009-18	KING	RACKAUCKAS	NARCOTICS	WC	D	03/12/2009	30	0	30
2009-19	KING	RACKAUCKAS	NARCOTICS	WC	D	03/23/2009	30	0	30
2009-20	KING	RACKAUCKAS	NARCOTICS	WC	D	03/29/2009	30	1	60
2009-21	KING	RACKAUCKAS	NARCOTICS	WC	D	04/06/2009	30	0	30
2009-22	KING	RACKAUCKAS	NARCOTICS	WC	D	04/17/2009	30	0	30
2009-23	KING	RACKAUCKAS	NARCOTICS	WC	D	05/06/2009	30	0	30
2009-24	KING	RACKAUCKAS	NARCOTICS	WC	D	05/14/2009	30	0	30
2009-25	KING	RACKAUCKAS	NARCOTICS	WC	D	05/15/2009	30	0	30
2009-26	KING	RACKAUCKAS	NARCOTICS	WC	D	05/17/2009	30	0	30
2009-27	KING	RACKAUCKAS	NARCOTICS	WC	D	05/21/2009	30	0	30
2009-28	KING	RACKAUCKAS	NARCOTICS	WC	D	05/27/2009	30	0	30
2009-29	KING	RACKAUCKAS	NARCOTICS	WC	D	05/29/2009	30	0	30
2009-30	KING	RACKAUCKAS	NARCOTICS	WC	D	06/09/2009	30	0	30
2009-31	KING	RACKAUCKAS	NARCOTICS	WC	D	06/10/2009	30	0	30
2009-32	KING	RACKAUCKAS	NARCOTICS	WC	D	06/18/2009	30	0	30
2009-33	KING	RACKAUCKAS	NARCOTICS	WC	D	06/18/2009	30	0	30
2009-34	KING	RACKAUCKAS	NARCOTICS	WC	D	06/25/2009	30	0	30
2009-35	KING	RACKAUCKAS	NARCOTICS	WC	D	06/30/2009	30	0	30
2009-36	KING	RACKAUCKAS	NARCOTICS	WC	D	07/06/2009	30	0	30
2009-37	KING	RACKAUCKAS	NARCOTICS	WC	D	07/15/2009	30	0	30
2009-38	KING	RACKAUCKAS	NARCOTICS	WC	D	07/23/2009	30	0	30
2009-39	DONAHUE	RACKAUCKAS	NARCOTICS	WC	D	07/24/2009	30	0	30
2009-40	DONAHUE	RACKAUCKAS	NARCOTICS	WC	D	07/27/2009	30	0	30
2009-41	DONAHUE	RACKAUCKAS	NARCOTICS	WC	D	07/29/2009	30	1	60
2009-42	DONAHUE	RACKAUCKAS	NARCOTICS	WC	D	08/05/2009	30	0	30
2009-43	DONAHUE	RACKAUCKAS	NARCOTICS	WC	D	08/06/2009	30	0	30
2009-44	KING	RACKAUCKAS	NARCOTICS	WC	D	08/25/2009	30	0	30
2009-45	KING	RACKAUCKAS	NARCOTICS	WC	D	08/28/2009	30	0	30
2009-46	KING	RACKAUCKAS	NARCOTICS	WC	D	09/02/2009	30	0	30

¹ The prosecuting official authorized the filing of the application under provisions of the state's statute. (See Table 1 for this state's statutory citation.)

² Type: WC = Cellular or Mobile Telephone (Wire), WS = Standard Telephone (Wire), WO = Other (Wire), OM = Microphone (Oral), OO = Other (Oral), ED = Digital Pager (Electronic), EE = Computer or E-Mail (Electronic), EF = Fax Machine (Electronic), EO = Other (Electronic).

³ Location: D = Portable Device, H = Personal Residence, B = Business, A = Public Area, O = Other Location, R = Roving (Relaxed Specification Order), N = Not Specified.

* The first four digits of the A.O. number represent the year in which the wiretap was terminated. Wiretaps that were terminated prior to 2009 were not reported previously because they were part of ongoing investigations.

TABLE B-1
STATE CALIFORNIA

CALENDAR YEAR 2009

**REPORT BY PROSECUTORS OF COURT-AUTHORIZED INTERCEPTS OF WIRE, ORAL, OR ELECTRONIC COMMUNICATIONS
PURSUANT TO 18 U.S.C. 2519**

A.O. Number *	Number Of Days in Oper- ation ⁴	Average Inter- cepts per Day	Number of ⁵			Costs		Number of					
			Persons Inter- cepted	Intercepts	Incrim- inating Intercepts	Total Cost in \$	Other Than Manpower in \$	Arrests	Trials	Motions to Suppress Intercepts ⁶			Persons Con- victed
										G	D	P	
ORANGE (CONTINUED)													
2009-15	18	38	19	679	54	28,500	2,500	-	-	-	-	-	-
2009-16	30	174	625	5,214	1,257	20,000	2,000	-	-	-	-	-	-
2009-17	30	40	48	1,194	253	11,850	2,250	2	-	-	-	-	-
2009-18	I	-	-	-	-	-	-	-	-	-	-	-	-
2009-19	30	155	237	4,662	1,615	24,000	6,000	-	-	-	-	-	-
2009-20	60	8	67	497	224	36,000	4,000	-	-	-	-	-	-
2009-21	30	58	134	1,740	511	22,011	2,840	RELATED TO NO. 2009-50					
2009-22	30	129	76	3,859	2,117	42,000	6,000	1	-	-	-	1	1
2009-23	I	-	-	-	-	-	-	-	-	-	-	-	-
2009-24	30	186	113	5,591	2,223	44,000	8,000	-	-	-	-	-	-
2009-25	30	210	237	6,286	1,797	65,024	7,511	-	-	-	-	-	-
2009-26	NI	-	-	-	-	-	-	-	-	-	-	-	-
2009-27	30	-	-	-	-	13,500	1,500	RELATED TO NO. 2009-10					
2009-28	30	73	51	2,198	85	20,000	2,000	-	-	-	-	-	-
2009-29	30	11	23	331	88	19,450	1,450	9	-	-	-	-	-
2009-30	30	163	81	4,891	2,117	42,000	6,000	-	-	-	-	-	-
2009-31	30	33	11	976	272	19,450	1,450	RELATED TO NO. 2009-29					
2009-32	30	22	75	673	303	20,870	710	-	-	-	-	-	-
2009-33	30	68	222	2,052	579	74,199	7,100	RELATED TO NO. 2009-50					
2009-34	30	123	54	3,689	116	20,000	2,000	-	-	-	-	-	-
2009-35	30	NR	NR	NR	NR	22,000	3,000	8	-	-	-	-	-
2009-36	30	71	13	2,130	610	19,450	1,450	RELATED TO NO. 2009-29					
2009-37	30	102	60	3,054	1,037	19,900	1,400	4	-	-	-	-	1
2009-38	29	53	190	1,528	665	20,515	355	-	-	-	-	-	-
2009-39	16	36	46	578	27	65,200	5,200	-	-	-	-	-	-
2009-40	30	73	951	2,185	315	21,171	2,000	-	-	-	-	-	-
2009-41	30	182	240	5,465	1,377	64,612	7,100	RELATED TO NO. 2009-50					
2009-42	20	43	30	869	285	19,071	1,600	-	-	-	-	-	-
2009-43	12	127	87	1,522	123	80,381	7,890	2	-	-	-	-	-
2009-44	NI	-	-	-	-	-	-	-	-	-	-	-	-
2009-45	30	23	30	688	164	-	-	-	-	-	-	-	-
2009-46	30	64	130	1,921	558	41,182	2,840	-	-	-	-	-	-

⁴ NI indicates never installed. I indicates installed but never used. NP indicates no prosecutor's report.

⁵ NR indicates not reported or could not be determined.

⁶ Motions: G = Granted, D = Denied, P = Pending.

* The first four digits of the A.O. number represent the year in which the wiretap was terminated. Wiretaps that were terminated prior to 2009 were not reported previously because they were part of ongoing investigations.

TABLE B-1
STATE CALIFORNIA

CALENDAR YEAR 2009

**REPORT BY JUDGES OF COURT-AUTHORIZED INTERCEPTS OF WIRE, ORAL, OR ELECTRONIC COMMUNICATIONS
PURSUANT TO 18 U.S.C. 2519**

A.O. Number *	Authorizing Official		Offense Specified	Intercept		Date of Application	Authorized Length		
	Judge	Prosecutor ¹		Type ²	Location ³		Original Order (Days)	Number of Extensions	Total Length (Days)
ORANGE (CONTINUED)									
2009-47	KING	RACKAUCKAS	NARCOTICS	WC	D	09/02/2009	30	0	30
2009-48	KING	RACKAUCKAS	NARCOTICS	WC	D	09/02/2009	30	0	30
2009-49	KING	RACKAUCKAS	NARCOTICS	WC	D	09/03/2009	30	0	30
2009-50	KING	RACKAUCKAS	NARCOTICS	WC	D	09/17/2009	30	0	30
2009-51	KING	RACKAUCKAS	NARCOTICS	WC	D	09/30/2009	30	0	30
2009-52	KING	RACKAUCKAS	NARCOTICS	WC	D	10/26/2009	30	0	30
2009-53	DONAHUE	RACKAUCKAS	NARCOTICS	WC	D	11/04/2009	30	0	30
2009-54	DONAHUE	RACKAUCKAS	NARCOTICS	WC	D	11/06/2009	30	0	30
2009-55	KING	RACKAUCKAS	NARCOTICS	WC	D	11/13/2009	30	0	30
2009-56	KING	RACKAUCKAS	NARCOTICS	WC	D	11/30/2009	30	0	30
2009-57	KING	RACKAUCKAS	NARCOTICS	WC	D	12/08/2009	30	0	30
2009-58	KING	RACKAUCKAS	NARCOTICS	WC	D	12/09/2009	30	2	60
2008-7	STOTLER	RACKAUCKAS	NARCOTICS	WC	D	01/08/2008	30	0	30
2008-8	STOTLER	RACKAUCKAS	CONSPIRACY	WC	D	01/14/2008	30	0	30
2008-9	STOTLER	RACKAUCKAS	CONSPIRACY	WC	D	01/16/2008	30	0	30
2008-10	STOTLER	MASANGKAY	NARCOTICS	WC	D	01/16/2008	30	0	30
2008-11	STOTLER	RACKAUCKAS	OTHER	WC	D	01/18/2008	30	0	30
2008-12	STOTLER	MASANGKAY	NARCOTICS	WC	D	01/21/2008	30	0	30
2008-13	STOTLER	RACKAUCKAS	NARCOTICS	WC	D	01/23/2008	30	0	30
2008-14	STOTLER	RACKAUCKAS	NARCOTICS	WC	D	01/23/2008	30	0	30
2008-15	STOTLER	RACKAUCKAS	NARCOTICS	WC	D	01/29/2008	30	0	30
2008-16	STOTLER	RACKAUCKAS	NARCOTICS	WC	D	02/04/2008	30	0	30
2008-17	STOTLER	RACKAUCKAS	CONSPIRACY	WC	D	02/04/2008	30	0	30
2008-18	STOTLER	RACKAUCKAS	NARCOTICS	WC	D	02/14/2008	30	0	30
2008-19	STOTLER	HIGGINS	NARCOTICS	WC	D	02/15/2008	30	0	30
2008-20	STOTLER	RACKAUCKAS	NARCOTICS	WC	D	02/19/2008	30	1	60
2008-21	STOTLER	RACKAUCKAS	NARCOTICS	WC	D	03/03/2008	30	0	30
2008-22	STOTLER	RACKAUCKAS	NARCOTICS	WC	D	03/05/2008	30	0	30
2008-23	STOTLER	MASANGKAY	NARCOTICS	WC	D	04/01/2008	30	0	30
2008-24	STOTLER	MASANGKAY	NARCOTICS	WC	D	04/16/2008	30	0	30
2008-25	STOTLER	MASANGKAY	NARCOTICS	WC	D	04/17/2008	30	2	90
2008-26	STOTLER	MASANGKAY	NARCOTICS	WC	D	04/17/2008	30	2	90

¹ The prosecuting official authorized the filing of the application under provisions of the state's statute. (See Table 1 for this state's statutory citation.)

² Type: WC = Cellular or Mobile Telephone (Wire), WS = Standard Telephone (Wire), WO = Other (Wire), OM = Microphone (Oral), OO = Other (Oral), ED = Digital Pager (Electronic), EE = Computer or E-Mail (Electronic), EF = Fax Machine (Electronic), EO = Other (Electronic).

³ Location: D = Portable Device, H = Personal Residence, B = Business, A = Public Area, O = Other Location, R = Roving (Relaxed Specification Order), N = Not Specified.

* The first four digits of the A.O. number represent the year in which the wiretap was terminated. Wiretaps that were terminated prior to 2009 were not reported previously because they were part of ongoing investigations.

TABLE B-1
STATE CALIFORNIA

CALENDAR YEAR 2009

**REPORT BY PROSECUTORS OF COURT-AUTHORIZED INTERCEPTS OF WIRE, ORAL, OR ELECTRONIC COMMUNICATIONS
PURSUANT TO 18 U.S.C. 2519**

A.O. Number *	Number Of Days in Oper- ation ⁴	Average Inter- cepts per Day	Number of ⁵			Costs		Number of					
			Persons Inter- cepted	Intercepts	Incrim- inating Intercepts	Total Cost in \$	Other Than Manpower in \$	Arrests	Trials	Motions to Suppress Intercepts ⁶			Persons Con- victed
										G	D	P	
ORANGE (CONTINUED)													
2009-47	30	62	63	1,867	195	22,000	2,000	-	-	-	-	-	-
2009-48	30	188	101	5,637	1,082	21,377	3,050	-	-	-	-	-	-
2009-49	30	18	46	536	152	36,557	2,000	-	-	-	-	-	-
2009-50	30	12	61	352	113	20,411	1,240	6	-	-	-	-	-
2009-51	28	330	133	9,231	304	95,128	12,200	5	-	-	-	-	-
2009-52	30	27	68	810	212	-	-	1	-	-	-	-	-
2009-53	30	67	138	1,999	76	20,000	2,000	-	-	-	-	-	-
2009-54	30	247	83	7,400	203	21,300	2,100	-	-	-	-	-	-
2009-55	30	16	61	470	119	36,157	1,600	-	-	-	-	-	-
2009-56	5	10	14	52	32	4,650	1,600	-	-	-	-	-	-
2009-57	10	16	4	157	55	19,900	1,400	3	-	-	-	-	-
2009-58	I	-	-	-	-	-	-	-	-	-	-	-	-
2008-7	NI	-	-	-	-	-	-	-	-	-	-	-	-
2008-8	2	144	10	288	64	7,440	3,600	-	-	-	-	-	-
2008-9	30	27	22	800	400	61,200	3,600	-	-	-	-	-	-
2008-10	30	59	415	1,767	759	19,314	700	16	-	-	-	-	8
2008-11	30	70	170	2,091	438	19,450	1,450	-	-	-	-	-	-
2008-12	30	161	46	4,831	665	28,500	4,500	-	-	-	-	-	-
2008-13	30	10	5	298	38	20,000	2,000	4	-	-	-	-	-
2008-14	10	-	-	-	-	20,000	2,000	RELATED TO NO. 2008-13					
2008-15	30	13	31	396	88	19,594	2,000	-	-	-	-	-	-
2008-16	30	19	18	567	189	21,000	3,000	-	-	-	-	-	-
2008-17	30	14	10	420	100	61,200	3,600	-	-	-	-	-	-
2008-18	19	9	8	162	43	15,000	3,000	-	-	-	-	-	-
2008-19	30	65	150	1,941	684	19,450	1,450	-	-	-	-	-	-
2008-20	NI	-	-	-	-	-	-	-	-	-	-	-	-
2008-21	30	85	10	2,550	455	20,000	2,000	RELATED TO NO. 2008-13					
2008-22	30	22	16	664	183	23,600	5,600	1	1	-	-	-	1
2008-23	30	86	72	2,589	879	28,500	4,500	-	-	-	-	-	-
2008-24	30	23	217	702	204	19,314	700	16	-	-	-	-	8
2008-25	30	78	23	2,339	95	33,000	8,000	1	-	-	-	-	1
2008-26	30	108	34	3,249	53	31,000	6,000	1	-	-	-	-	1

⁴ NI indicates never installed. I indicates installed but never used. NP indicates no prosecutor's report.

⁵ NR indicates not reported or could not be determined.

⁶ Motions: G = Granted, D = Denied, P = Pending.

* The first four digits of the A.O. number represent the year in which the wiretap was terminated. Wiretaps that were terminated prior to 2009 were not reported previously because they were part of ongoing investigations.

**TABLE B-1
STATE CALIFORNIA**

CALENDAR YEAR 2009

**REPORT BY JUDGES OF COURT-AUTHORIZED INTERCEPTS OF WIRE, ORAL, OR ELECTRONIC COMMUNICATIONS
PURSUANT TO 18 U.S.C. 2519**

A.O. Number *	Authorizing Official		Offense Specified	Intercept		Date of Application	Authorized Length		
	Judge	Prosecutor ¹		Type ²	Location ³		Original Order (Days)	Number of Extensions	Total Length (Days)
ORANGE (CONTINUED)									
2008-27	STOTLER	MASANGKAY	NARCOTICS	WC	D	04/17/2008	30	2	90
2008-28	STOTLER	MASANGKAY	OTHER	WC	D	04/22/2008	30	0	30
2008-29	STOTLER	HIGGINS	NARCOTICS	WC	D	04/23/2008	30	0	30
2008-30	STOTLER	MASANGKAY	NARCOTICS	WC	D	04/29/2008	30	0	30
2008-31	STOTLER	RACKAUCKAS	NARCOTICS	WC	D	04/30/2008	30	0	30
2008-32	STOTLER	RACKAUCKAS	NARCOTICS	WC	D	05/13/2008	30	0	30
2008-33	STOTLER	MASANGKAY	NARCOTICS	WC	D	05/15/2008	30	0	30
2008-34	STOTLER	MASANGKAY	NARCOTICS	WC	D	05/30/2008	30	0	30
2008-35	STOTLER	MASANGKAY	NARCOTICS	WC	D	06/08/2008	30	0	30
2008-36	STOTLER	MASANGKAY	NARCOTICS	WC	D	06/14/2008	30	0	30
2008-37	STOTLER	MASANGKAY	NARCOTICS	WC	D	06/17/2008	30	0	30
2008-38	STOTLER	RACKAUCKAS	NARCOTICS	WC	D	06/19/2008	30	0	30
2008-39	STOTLER	MASANGKAY	NARCOTICS	WC	D	07/08/2008	30	0	30
2008-40	STOTLER	MASANGKAY	NARCOTICS	WC	D	07/24/2008	30	0	30
2008-41	STOTLER	RACKAUCKAS	NARCOTICS	WC	D	08/06/2008	30	0	30
2008-42	STOTLER	RACKAUCKAS	NARCOTICS	WC	D	08/21/2008	30	0	30
2008-43	STOTLER	MASANGKAY	NARCOTICS	WC	D	08/22/2008	30	0	30
2008-44	STOTLER	MASANGKAY	NARCOTICS	WC	D	08/26/2008	30	0	30
2008-45	KING	RACKAUCKAS	NARCOTICS	WC	D	09/04/2008	30	0	30
2008-46	KING	RACKAUCKAS	NARCOTICS	WC	D	09/05/2008	30	0	30
2008-47	KING	RACKAUCKAS	NARCOTICS	WC	D	09/22/2008	30	0	30
2008-48	KING	HIGGINS	NARCOTICS	WC	D	09/24/2008	30	0	30
2008-49	KING	MASANGKAY	NARCOTICS	WC	D	09/26/2008	30	0	30
2008-50	KING	MASANGKAY	NARCOTICS	WC	D	10/03/2008	30	0	30
2008-51	KING	RACKAUCKAS	NARCOTICS	WC	D	10/08/2008	30	0	30
2008-52	KING	HIGGINS	NARCOTICS	WC	D	10/14/2008	30	0	30
2008-53	KING	HIGGINS	NARCOTICS	WC	D	10/29/2008	30	0	30
2008-54	KING	MASANGKAY	NARCOTICS	WC	D	11/03/2008	30	0	30
2008-55	KING	MASANGKAY	NARCOTICS	WC	D	11/05/2008	30	0	30
2008-56	KING	RACKAUCKAS	NARCOTICS	WC	D	11/18/2008	30	0	30
2008-57	KING	MASANGKAY	NARCOTICS	WC	D	11/21/2008	30	0	30
2008-58	KING	RACKAUCKAS	NARCOTICS	WC	D	11/24/2008	30	0	30

¹ The prosecuting official authorized the filing of the application under provisions of the state's statute. (See Table 1 for this state's statutory citation.)

² Type: WC = Cellular or Mobile Telephone (Wire), WS = Standard Telephone (Wire), WO = Other (Wire), OM = Microphone (Oral), OO = Other (Oral), ED = Digital Pager (Electronic), EE = Computer or E-Mail (Electronic), EF = Fax Machine (Electronic), EO = Other (Electronic).

³ Location: D = Portable Device, H = Personal Residence, B = Business, A = Public Area, O = Other Location, R = Roving (Relaxed Specification Order), N = Not Specified.

* The first four digits of the A.O. number represent the year in which the wiretap was terminated. Wiretaps that were terminated prior to 2009 were not reported previously because they were part of ongoing investigations.

TABLE B-1
STATE CALIFORNIA

CALENDAR YEAR 2009

**REPORT BY PROSECUTORS OF COURT-AUTHORIZED INTERCEPTS OF WIRE, ORAL, OR ELECTRONIC COMMUNICATIONS
PURSUANT TO 18 U.S.C. 2519**

A.O. Number *	Number Of Days in Oper- ation ⁴	Average Inter- cepts per Day	Number of ⁵			Costs		Number of					
			Persons Inter- cepted	Intercepts	Incrim- inating Intercepts	Total Cost in \$	Other Than Manpower in \$	Arrests	Trials	Motions to Suppress Intercepts ⁶			Persons Con- victed
										G	D	P	
ORANGE (CONTINUED)													
2008-27	30	7	10	208	24	30,000	5,000	1	-	-	-	-	1
2008-28	14	18	42	249	37	20,200	1,600	-	-	-	-	-	-
2008-29	30	17	503	503	10	19,450	1,450	1	-	-	-	-	1
2008-30	30	52	21	1,549	687	32,000	3,000	-	-	-	-	-	-
2008-31	30	9	28	283	30	15,741	1,420	-	-	-	-	-	-
2008-32	30	11	22	334	40	11,850	2,250	-	-	-	-	-	-
2008-33	30	32	23	972	463	32,000	3,000	-	-	-	-	-	-
2008-34	30	56	31	1,692	403	27,000	3,000	-	-	-	-	-	-
2008-35	30	57	131	1,721	676	19,314	700	16	-	-	-	-	8
2008-36	NI	-	-	-	-	-	-	-	-	-	-	-	-
2008-37	30	35	28	1,054	470	27,000	3,000	-	-	-	-	-	-
2008-38	21	-	-	-	-	8,700	1,200	-	-	-	-	-	-
2008-39	30	93	40	2,790	840	40,500	4,500	-	-	-	-	-	-
2008-40	30	20	9	597	219	27,000	3,000	-	-	-	-	-	-
2008-41	30	3	15	99	29	19,100	700	-	-	-	-	-	-
2008-42	24	4	2	102	-	20,000	2,000	-	-	-	-	-	-
2008-43	30	49	16	1,457	161	39,000	1,500	-	-	-	-	-	-
2008-44	30	37	37	1,096	210	11,122	2,000	-	-	-	-	-	-
2008-45	21	2	3	43	-	20,000	2,000	-	-	-	-	-	-
2008-46	30	25	30	749	100	19,400	1,400	-	-	-	-	-	-
2008-47	6	39	93	234	-	6,434	2,600	-	-	-	-	-	-
2008-48	30	23	150	683	87	19,950	1,450	-	-	-	-	-	-
2008-49	30	150	61	4,499	1,314	89,000	1,500	-	-	-	-	-	-
2008-50	30	61	42	1,837	613	20,244	2,000	-	-	-	-	-	-
2008-51	23	60	15	1,385	221	10,750	2,250	-	-	-	-	-	-
2008-52	30	1	4	33	1	19,450	1,450	-	-	-	-	-	-
2008-53	30	90	43	2,697	611	184,440	2,000	-	-	-	-	-	-
2008-54	30	129	52	3,881	781	22,200	3,000	-	-	-	-	-	-
2008-55	30	20	22	611	48	19,400	1,400	-	-	-	-	-	-
2008-56	8	-	-	-	-	2,400	1,200	-	-	-	-	-	-
2008-57	30	35	40	1,051	269	39,548	1,750	-	-	-	-	-	-
2008-58	11	-	-	-	-	6,500	3,000	-	-	-	-	-	-

⁴ NI indicates never installed. I indicates installed but never used. NP indicates no prosecutor's report.

⁵ NR indicates not reported or could not be determined.

⁶ Motions: G = Granted, D = Denied, P = Pending.

* The first four digits of the A.O. number represent the year in which the wiretap was terminated. Wiretaps that were terminated prior to 2009 were not reported previously because they were part of ongoing investigations.

TABLE B-1
STATE CALIFORNIA

CALENDAR YEAR 2009

**REPORT BY JUDGES OF COURT-AUTHORIZED INTERCEPTS OF WIRE, ORAL, OR ELECTRONIC COMMUNICATIONS
PURSUANT TO 18 U.S.C. 2519**

A.O. Number *	Authorizing Official		Offense Specified	Intercept		Date of Application	Authorized Length		
	Judge	Prosecutor ¹		Type ²	Location ³		Original Order (Days)	Number of Extensions	Total Length (Days)
ORANGE (CONTINUED)									
2008-59	KING	MASANGKAY	NARCOTICS	WC	D	12/01/2008	30	0	30
RIVERSIDE									
2009-1	WEBSTER	PACHECO	NARCOTICS	WC	D	11/24/2008	30	2	90
2009-2	HERNANDEZ	PACHECO	NARCOTICS	WC	D	12/03/2008	30	0	30
2009-3	HERNANDEZ	PACHECO	NARCOTICS	WC	D	12/12/2008	30	0	30
2009-4	HERNANDEZ	PACHECO	NARCOTICS	WC	D	12/19/2008	30	0	30
2009-5	HERNANDEZ	PACHECO	NARCOTICS	WC	D	12/19/2008	30	1	60
2009-6	WEBSTER	PACHECO	NARCOTICS	WC	D	12/25/2008	30	0	30
2009-7	WEBSTER	PACHECO	NARCOTICS	WC	D	01/09/2009	30	0	30
2009-8	WEBSTER	PACHECO	NARCOTICS	WC	D	01/22/2009	30	0	30
2009-9	WEBSTER	PACHECO	NARCOTICS	WC	D	01/23/2009	30	2	90
2009-10	WEBSTER	PACHECO	NARCOTICS	WC	D	02/04/2009	30	0	30
2009-11	WEBSTER	PACHECO	NARCOTICS	WC	D	02/04/2009	30	0	30
2009-12	WEBSTER	PACHECO	NARCOTICS	WC	D	02/09/2009	30	0	30
2009-13	WEBSTER	PACHECO	NARCOTICS	WC	D	02/11/2009	30	0	30
2009-14	WEBSTER	PACHECO	NARCOTICS	WC	D	02/20/2009	30	0	30
2009-15	WEBSTER	PACHECO	NARCOTICS	WC	D	03/03/2009	30	0	30
2009-16	WEBSTER	PACHECO	NARCOTICS	WC	D	03/12/2009	30	0	30
2009-17	WEBSTER	PACHECO	NARCOTICS	WC	D	03/16/2009	30	0	30
2009-18	WEBSTER	PACHECO	NARCOTICS	WC	D	04/01/2009	30	0	30
2009-19	WEBSTER	PACHECO	NARCOTICS	WC	D	04/03/2009	30	1	60
2009-20	WEBSTER	PACHECO	NARCOTICS	WC	D	04/10/2009	30	0	30
2009-21	WEBSTER	PACHECO	NARCOTICS	WC	D	04/10/2009	30	0	30
2009-22	WEBSTER	PACHECO	NARCOTICS	WC	D	04/11/2009	30	0	30
2009-23	WEBSTER	PACHECO	NARCOTICS	WC	D	04/17/2009	30	2	90
2009-24	WEBSTER	PACHECO	NARCOTICS	WC	D	04/21/2009	30	0	30
2009-25	WEBSTER	PACHECO	NARCOTICS	WC	D	04/21/2009	30	0	30
2009-26	WEBSTER	PACHECO	NARCOTICS	WC	D	04/21/2009	30	1	60
2009-27	WEBSTER	PACHECO	NARCOTICS	WC	D	04/23/2009	30	0	30
2009-28	WEBSTER	PACHECO	NARCOTICS	WC	D	04/24/2009	30	0	30
2009-29	WEBSTER	PACHECO	NARCOTICS	WC	D	04/27/2009	30	0	30
2009-30	WEBSTER	PACHECO	NARCOTICS	WC	D	05/08/2009	30	0	30

¹ The prosecuting official authorized the filing of the application under provisions of the state's statute. (See Table 1 for this state's statutory citation.)

² Type: WC = Cellular or Mobile Telephone (Wire), WS = Standard Telephone (Wire), WO = Other (Wire), OM = Microphone (Oral), OO = Other (Oral), ED = Digital Pager (Electronic), EE = Computer or E-Mail (Electronic), EF = Fax Machine (Electronic), EO = Other (Electronic).

³ Location: D = Portable Device, H = Personal Residence, B = Business, A = Public Area, O = Other Location, R = Roving (Relaxed Specification Order), N = Not Specified.

* The first four digits of the A.O. number represent the year in which the wiretap was terminated. Wiretaps that were terminated prior to 2009 were not reported previously because they were part of ongoing investigations.

TABLE B-1
STATE CALIFORNIA

CALENDAR YEAR 2009

**REPORT BY PROSECUTORS OF COURT-AUTHORIZED INTERCEPTS OF WIRE, ORAL, OR ELECTRONIC COMMUNICATIONS
PURSUANT TO 18 U.S.C. 2519**

A.O. Number *	Number Of Days in Oper- ation ⁴	Average Inter- cepts per Day	Number of ⁵			Costs		Number of					
			Persons Inter- cepted	Intercepts	Incrim- inating Intercepts	Total Cost in \$	Other Than Manpower in \$	Arrests	Trials	Motions to Suppress Intercepts ⁶			Persons Con- victed
										G	D	P	
ORANGE (CONTINUED)													
2008-59	30	7	13	201	53	19,400	1,400	2	-	-	-	-	-
RIVERSIDE													
2009-1	90	72	81	6,439	458	60,000	6,000	1	-	-	-	-	-
2009-2	30	147	160	4,413	959	81,460	3,500	3	-	-	-	3	-
2009-3	30	62	190	1,863	252	21,570	2,300	-	-	-	-	-	-
2009-4	30	69	135	2,082	612	49,495	3,500	3	-	-	-	3	-
2009-5	27	88	1,010	2,369	165	34,744	2,600	4	-	-	-	-	3
2009-6	30	-	-	-	-	19,871	700	-	-	-	-	-	-
2009-7	30	77	1,206	2,306	538	28,167	2,600	-	-	-	-	-	-
2009-8	30	5	10	161	154	57,500	7,500	-	-	-	-	-	-
2009-9	90	NR	NR	NR	NR	61,313	3,800	-	-	-	-	-	-
2009-10	30	7	7	203	18	20,000	2,000	-	-	-	-	-	-
2009-11	18	58	101	1,038	31	80,782	1,875	-	-	-	-	-	-
2009-12	30	202	100	6,053	50	52,500	2,500	-	-	-	-	-	-
2009-13	30	40	538	1,209	243	29,317	2,600	-	-	-	-	-	-
2009-14	30	70	70	2,100	254	20,950	1,800	-	-	-	-	-	-
2009-15	16	-	-	-	-	5,200	2,600	-	-	-	-	-	-
2009-16	30	142	43	4,263	291	7,250	1,850	4	-	-	-	-	-
2009-17	13	70	50	914	150	52,500	2,500	-	-	-	-	-	-
2009-18	NI	-	-	-	-	-	-	-	-	-	-	-	-
2009-19	42	55	125	2,314	594	-	-	1	-	-	-	-	-
2009-20	30	1	2	23	-	19,800	1,800	-	-	-	-	-	-
2009-21	30	3	13	104	63	1,800	-	-	-	-	-	-	-
2009-22	30	31	67	928	197	-	-	-	-	-	-	-	-
2009-23	90	12	79	1,071	325	62,093	4,100	-	-	-	-	-	-
2009-24	30	91	95	2,730	291	19,600	1,600	-	-	-	-	-	-
2009-25	NI	-	-	-	-	-	-	-	-	-	-	-	-
2009-26	59	37	131	2,166	124	40,877	1,730	2	-	-	-	-	2
2009-27	30	11	50	334	25	52,500	2,500	-	-	-	-	-	-
2009-28	30	5	9	138	45	19,800	1,800	-	-	-	-	-	-
2009-29	22	63	65	1,376	468	14,780	1,600	-	-	-	-	-	-
2009-30	30	8	21	229	87	19,800	1,800	-	-	-	-	-	-

⁴ NI indicates never installed. I indicates installed but never used. NP indicates no prosecutor's report.

⁵ NR indicates not reported or could not be determined.

⁶ Motions: G = Granted, D = Denied, P = Pending.

* The first four digits of the A.O. number represent the year in which the wiretap was terminated. Wiretaps that were terminated prior to 2009 were not reported previously because they were part of ongoing investigations.

TABLE B-1
STATE CALIFORNIA

CALENDAR YEAR 2009

**REPORT BY JUDGES OF COURT-AUTHORIZED INTERCEPTS OF WIRE, ORAL, OR ELECTRONIC COMMUNICATIONS
PURSUANT TO 18 U.S.C. 2519**

A.O. Number *	Authorizing Official		Offense Specified	Intercept		Date of Application	Authorized Length		
	Judge	Prosecutor ¹		Type ²	Location ³		Original Order (Days)	Number of Extensions	Total Length (Days)
RIVERSIDE (CONTINUED)									
2009-31	WEBSTER	PACHECO	NARCOTICS	WC	D	05/12/2009	30	0	30
2009-32	WEBSTER	PACHECO	NARCOTICS	WC	D	05/15/2009	30	2	90
2009-33	WEBSTER	PACHECO	NARCOTICS	WC	D	05/20/2009	30	3	120
2009-34	WEBSTER	PACHECO	NARCOTICS	WC	D	05/26/2009	30	0	30
2009-35	WEBSTER	PACHECO	NARCOTICS	WC	D	05/27/2009	30	0	30
2009-36	WEBSTER	PACHECO	NARCOTICS	WC	D	06/04/2009	30	0	30
2009-37	WEBSTER	PACHECO	NARCOTICS	WC	D	06/10/2009	30	0	30
2009-38	WEBSTER	PACHECO	NARCOTICS	WC	D	06/10/2009	30	0	30
2009-39	WEBSTER	PACHECO	NARCOTICS	WC	D	06/11/2009	30	0	30
2009-40	WEBSTER	PACHECO	NARCOTICS	WC	D	06/12/2009	30	0	30
2009-41	WEBSTER	PACHECO	NARCOTICS	WC	D	06/17/2009	30	0	30
2009-42	WEBSTER	PACHECO	NARCOTICS	WC	D	06/24/2009	30	0	30
2009-43	WEBSTER	PACHECO	NARCOTICS	WC	D	06/24/2009	30	0	30
2009-44	WEBSTER	PACHECO	NARCOTICS	WC	D	07/01/2009	30	0	30
2009-45	WEBSTER	PACHECO	NARCOTICS	WC	D	07/06/2009	30	0	30
2009-46	WEBSTER	PACHECO	NARCOTICS	WC	D	07/09/2009	30	0	30
2009-47	WEBSTER	PACHECO	NARCOTICS	WC	D	07/24/2009	30	0	30
2009-48	WEBSTER	PACHECO	NARCOTICS	WC	D	08/03/2009	30	1	60
2009-49	WEBSTER	PACHECO	NARCOTICS	WC	D	08/04/2009	30	0	30
2009-50	WEBSTER	PACHECO	NARCOTICS	WC	D	08/13/2009	30	0	30
2009-51	WEBSTER	PACHECO	NARCOTICS	WC	D	08/21/2009	30	0	30
2009-52	WEBSTER	PACHECO	NARCOTICS	WC	D	08/25/2009	30	0	30
2009-53	WEBSTER	PACHECO	NARCOTICS	WC	D	08/28/2009	30	2	90
2009-54	WEBSTER	PACHECO	NARCOTICS	WC	D	08/28/2009	30	0	30
2009-55	WEBSTER	PACHECO	NARCOTICS	WC	D	09/03/2009	30	0	30
2009-56	WEBSTER	PACHECO	NARCOTICS	WC	D	09/04/2009	30	0	30
2009-57	WEBSTER	PACHECO	NARCOTICS	WC	D	09/04/2009	30	0	30
2009-58	WEBSTER	PACHECO	NARCOTICS	WC	D	09/08/2009	30	0	30
2009-59	WEBSTER	PACHECO	NARCOTICS	WC	D	09/17/2009	30	0	30
2009-60	WEBSTER	PACHECO	NARCOTICS	WC	D	09/17/2009	30	0	30
2009-61	WEBSTER	PACHECO	NARCOTICS	WC	D	09/30/2009	30	0	30
2009-62	WEBSTER	PACHECO	NARCOTICS	WC	D	10/23/2009	30	0	30

¹ The prosecuting official authorized the filing of the application under provisions of the state's statute. (See Table 1 for this state's statutory citation.)

² Type: WC = Cellular or Mobile Telephone (Wire), WS = Standard Telephone (Wire), WO = Other (Wire), OM = Microphone (Oral), OO = Other (Oral), ED = Digital Pager (Electronic), EE = Computer or E-Mail (Electronic), EF = Fax Machine (Electronic), EO = Other (Electronic).

³ Location: D = Portable Device, H = Personal Residence, B = Business, A = Public Area, O = Other Location, R = Roving (Relaxed Specification Order), N = Not Specified.

* The first four digits of the A.O. number represent the year in which the wiretap was terminated. Wiretaps that were terminated prior to 2009 were not reported previously because they were part of ongoing investigations.

TABLE B-1
STATE CALIFORNIA

CALENDAR YEAR 2009

**REPORT BY PROSECUTORS OF COURT-AUTHORIZED INTERCEPTS OF WIRE, ORAL, OR ELECTRONIC COMMUNICATIONS
PURSUANT TO 18 U.S.C. 2519**

A.O. Number *	Number Of Days in Oper- ation ⁴	Average Inter- cepts per Day	Number of ⁵			Costs		Number of					
			Persons Inter- cepted	Intercepts	Incrim- inating Intercepts	Total Cost in \$	Other Than Manpower in \$	Arrests	Trials	Motions to Suppress Intercepts ⁶			Persons Con- victed
										G	D	P	
RIVERSIDE (CONTINUED)													
2009-31	30	16	36	489	22	24,000	6,000	-	-	-	-	-	-
2009-32	90	5	86	420	226	128,200	7,200	-	-	-	-	-	-
2009-33	120	30	46	3,559	537	80,000	8,000	-	-	-	-	-	-
2009-34	6	20	2	120	8	64,375	22,071	1	-	-	-	-	-
2009-35	9	44	26	394	66	6,991	1,600	-	-	-	-	-	-
2009-36	30	57	63	1,698	384	98,260	2,260	-	-	-	-	-	-
2009-37	29	32	58	916	106	20,672	1,430	-	-	-	-	-	-
2009-38	21	14	82	296	30	20,000	2,000	-	-	-	-	-	-
2009-39	NP	-	-	-	-	-	-	-	-	-	-	-	-
2009-40	30	50	70	1,487	177	19,800	1,800	-	-	-	-	-	-
2009-41	NI	-	-	-	-	-	-	-	-	-	-	-	-
2009-42	30	38	105	1,132	167	66,860	3,860	-	-	-	-	-	-
2009-43	I	-	-	-	-	-	-	-	-	-	-	-	-
2009-44	20	314	67	6,271	211	19,800	1,800	-	-	-	-	-	-
2009-45	30	10	5	286	63	18,584	4,280	1	-	-	-	-	-
2009-46	30	30	56	889	208	11,850	2,250	-	-	-	-	-	-
2009-47	30	64	62	1,913	268	33,197	2,600	-	-	-	-	-	-
2009-48	24	91	1,155	2,182	480	4,000	-	-	-	-	-	-	-
2009-49	30	51	850	1,536	318	35,586	2,000	-	-	-	-	-	-
2009-50	30	11	30	323	33	20,506	1,175	-	-	-	-	-	-
2009-51	30	702	26	21,069	158	19,800	1,800	-	-	-	-	-	-
2009-52	30	68	56	2,034	195	19,800	1,800	-	-	-	-	-	-
2009-53	30	NR	NR	NR	NR	578,930	3,800	-	-	-	-	-	-
2009-54	30	2	1	70	-	11,850	2,250	-	-	-	-	-	-
2009-55	30	115	11	3,463	447	61,050	2,600	-	-	-	-	-	-
2009-56	30	25	56	748	174	107,000	2,000	3	-	-	-	-	-
2009-57	30	1	49	38	14	35,378	1,400	-	-	-	-	-	-
2009-58	17	68	52	1,162	327	13,384	11,784	-	-	-	-	-	-
2009-59	15	13	37	188	53	9,868	1,700	-	-	-	-	-	-
2009-60	12	32	24	387	143	27,700	2,600	2	-	-	-	-	2
2009-61	30	9	17	282	109	19,450	1,450	3	-	-	-	-	-
2009-62	I	-	-	-	-	19,450	1,450	-	-	-	-	-	-

⁴ NI indicates never installed. I indicates installed but never used. NP indicates no prosecutor's report.

⁵ NR indicates not reported or could not be determined.

⁶ Motions: G = Granted, D = Denied, P = Pending.

* The first four digits of the A.O. number represent the year in which the wiretap was terminated. Wiretaps that were terminated prior to 2009 were not reported previously because they were part of ongoing investigations.

TABLE B-1
STATE CALIFORNIA

CALENDAR YEAR 2009

**REPORT BY JUDGES OF COURT-AUTHORIZED INTERCEPTS OF WIRE, ORAL, OR ELECTRONIC COMMUNICATIONS
PURSUANT TO 18 U.S.C. 2519**

A.O. Number *	Authorizing Official		Offense Specified	Intercept		Date of Application	Authorized Length		
	Judge	Prosecutor ¹		Type ²	Location ³		Original Order (Days)	Number of Extensions	Total Length (Days)
RIVERSIDE (CONTINUED)									
2009-63	WEBSTER	PACHECO	NARCOTICS	WC	D	10/29/2009	30	1	60
2009-64	WEBSTER	PACHECO	NARCOTICS	WC	D	11/04/2009	30	0	30
2009-65	WEBSTER	PACHECO	NARCOTICS	WC	D	11/20/2009	30	0	30
2008-2	HERNANDEZ	PACHECO	NARCOTICS	WC,WS	D,H	01/04/2008	30	0	30
2008-3	HERNANDEZ	PACHECO	NARCOTICS	WC,WS	D,H	01/04/2008	30	0	30
2008-4	HERNANDEZ	PACHECO	NARCOTICS	WC,WS	D,H	01/04/2008	30	0	30
2008-5	HERNANDEZ	PACHECO	NARCOTICS	WC	D	01/05/2008	30	1	60
2008-6	HERNANDEZ	PACHECO	NARCOTICS	WC	D	01/09/2008	30	0	30
2008-7	HERNANDEZ	PACHECO	NARCOTICS	WC	D	01/11/2008	30	0	30
2008-8	HERNANDEZ	PACHECO	MURDER	WC	D	01/28/2008	30	0	30
2008-9	HERNANDEZ	PACHECO	NARCOTICS	WC	D	02/05/2008	30	0	30
2008-10	HERNANDEZ	PACHECO	NARCOTICS	WC	D	02/05/2008	30	2	90
2008-11	HERNANDEZ	PACHECO	NARCOTICS	WC	D	02/20/2008	30	0	30
2008-12	HERNANDEZ	PACHECO	NARCOTICS	WC	D	02/21/2008	30	0	30
2008-13	HERNANDEZ	PACHECO	NARCOTICS	WC	D	02/26/2008	30	1	60
2008-14	HERNANDEZ	PACHECO	NARCOTICS	WC	D	03/26/2008	30	0	30
2008-15	HERNANDEZ	PACHECO	NARCOTICS	WC	D	03/27/2008	30	1	60
2008-16	HERNANDEZ	PACHECO	NARCOTICS	WC	D	04/02/2008	30	0	30
2008-17	HERNANDEZ	PACHECO	NARCOTICS	WC	D	04/02/2008	30	0	30
2008-18	HERNANDEZ	PACHECO	NARCOTICS	WC	D	04/09/2008	30	0	30
2008-19	HERNANDEZ	PACHECO	NARCOTICS	WC	D	04/23/2008	30	0	30
2008-20	HERNANDEZ	PACHECO	NARCOTICS	WC	D	05/06/2008	30	0	30
2008-21	HERNANDEZ	PACHECO	NARCOTICS	WC	D	05/07/2008	30	0	30
2008-22	HERNANDEZ	PACHECO	NARCOTICS	WC	D	05/14/2008	30	0	30
2008-23	HERNANDEZ	PACHECO	NARCOTICS	WC	D	05/20/2008	30	0	30
2008-24	HERNANDEZ	PACHECO	NARCOTICS	WC	D	06/04/2008	30	1	60
2008-25	HERNANDEZ	PACHECO	NARCOTICS	WC	D	06/19/2008	30	0	30
2008-26	HERNANDEZ	PACHECO	NARCOTICS	WC	D	06/19/2008	30	0	30
2008-27	HERNANDEZ	PACHECO	NARCOTICS	WC	D	07/03/2008	30	1	60
2008-28	HERNANDEZ	PACHECO	NARCOTICS	WC	D	07/09/2008	30	0	30
2008-29	HERNANDEZ	PACHECO	NARCOTICS	WC	D	08/07/2008	30	1	60
2008-30	WEBSTER	PACHECO	NARCOTICS	WC	D	08/13/2008	30	0	30

¹ The prosecuting official authorized the filing of the application under provisions of the state's statute. (See Table 1 for this state's statutory citation.)

² Type: WC = Cellular or Mobile Telephone (Wire), WS = Standard Telephone (Wire), WO = Other (Wire), OM = Microphone (Oral), OO = Other (Oral), ED = Digital Pager (Electronic), EE = Computer or E-Mail (Electronic), EF = Fax Machine (Electronic), EO = Other (Electronic).

³ Location: D = Portable Device, H = Personal Residence, B = Business, A = Public Area, O = Other Location, R = Roving (Relaxed Specification Order), N = Not Specified.

* The first four digits of the A.O. number represent the year in which the wiretap was terminated. Wiretaps that were terminated prior to 2009 were not reported previously because they were part of ongoing investigations.

TABLE B-1
STATE CALIFORNIA

CALENDAR YEAR 2009

**REPORT BY PROSECUTORS OF COURT-AUTHORIZED INTERCEPTS OF WIRE, ORAL, OR ELECTRONIC COMMUNICATIONS
PURSUANT TO 18 U.S.C. 2519**

A.O. Number *	Number Of Days in Oper- ation ⁴	Average Inter- cepts per Day	Number of ⁵			Costs		Number of						
			Persons Inter- cepted	Intercepts	Incrim- inating Intercepts	Total Cost in \$	Other Than Manpower in \$	Arrests	Trials	Motions to Suppress Intercepts ⁶			Persons Con- victed	
										G	D	P		
RIVERSIDE (CONTINUED)														
2009-63	52	65	1,643	3,359	482	37,000	3,000	1	-	-	-	-	-	
2009-64	28	46	39	1,288	284	33,946	2,600	-	-	-	-	-	-	
2009-65	NI	-	-	-	-	-	-	-	-	-	-	-	-	
2008-2	6	2	1	13	-	56,494	4,000	-	-	-	-	-	-	
2008-3	30	11	7	327	214	58,000	40,000	3	-	-	-	-	3	
2008-4	30	113	185	3,388	820	51,500	7,500	9	-	-	-	-	7	
2008-5	60	65	32	3,917	1,802	75,645	4,960	7	-	-	-	-	3	
2008-6	23	94	171	2,152	79	28,674	2,600	-	-	-	-	-	-	
2008-7	30	139	201	4,162	847	56,494	4,000	-	-	-	-	-	-	
2008-8	30	101	2	3,041	NR	135,000	10,000	-	-	-	-	-	-	
2008-9	22	8	4	167	29	77,094	25,500	-	-	-	-	-	-	
2008-10	57	27	192	1,545	78	104,946	6,400	-	-	-	-	-	-	
2008-11	30	17	31	501	95	44,164	2,000	5	-	-	-	5	-	
2008-12	NI	-	-	-	-	-	-	-	-	-	-	-	-	
2008-13	60	25	23	1,526	819	54,720	3,130	2	-	-	-	2	-	
2008-14	30	91	190	2,728	123	33,968	2,600	-	-	-	-	-	-	
2008-15	60	55	5	3,307	1,278	93,599	3,820	4	-	-	-	-	4	
2008-16	30	14	49	417	298	28,000	10,000	-	-	-	-	-	-	
2008-17	30	159	73	4,782	1,089	22,400	2,000	3	-	-	-	-	3	
2008-18	10	1	2	6	-	5,505	1,783	-	-	-	-	-	-	
2008-19	30	20	89	614	326	17,000	2,000	1	-	-	-	-	1	
2008-20	20	11	7	217	98	20,000	5,000	1	-	-	-	1	1	
2008-21	30	37	64	1,097	654	44,765	2,600	-	-	-	-	-	-	
2008-22	12	100	63	1,205	82	11,300	2,500	-	-	-	-	-	-	
2008-23	30	41	34	1,242	171	22,400	2,000	2	-	-	-	-	1	
2008-24	51	80	58	4,071	409	40,000	4,000	-	-	-	-	-	-	
2008-25	28	19	23	529	109	20,000	2,000	-	-	-	-	-	-	
2008-26	I	-	-	-	-	-	-	-	-	-	-	-	-	
2008-27	57	24	24	1,380	913	43,127	2,600	-	-	-	-	-	-	
2008-28	30	80	NR	2,396	86	-	-	-	-	-	-	-	-	
2008-29	60	199	-	11,956	908	-	-	-	-	-	-	-	-	
2008-30	30	13	50	387	138	35,378	1,400	-	-	-	-	-	-	

⁴ NI indicates never installed. I indicates installed but never used. NP indicates no prosecutor's report.

⁵ NR indicates not reported or could not be determined.

⁶ Motions: G = Granted, D = Denied, P = Pending.

* The first four digits of the A.O. number represent the year in which the wiretap was terminated. Wiretaps that were terminated prior to 2009 were not reported previously because they were part of ongoing investigations.

TABLE B-1
STATE CALIFORNIA

CALENDAR YEAR 2009

**REPORT BY JUDGES OF COURT-AUTHORIZED INTERCEPTS OF WIRE, ORAL, OR ELECTRONIC COMMUNICATIONS
PURSUANT TO 18 U.S.C. 2519**

A.O. Number *	Authorizing Official		Offense Specified	Intercept		Date of Application	Authorized Length		
	Judge	Prosecutor ¹		Type ²	Location ³		Original Order (Days)	Number of Extensions	Total Length (Days)
RIVERSIDE (CONTINUED)									
2008-31	HERNANDEZ	PACHECO	NARCOTICS	WC	D	08/28/2008	30	0	30
2008-32	HERNANDEZ	PACHECO	NARCOTICS	WC	D	09/04/2008	30	0	30
2008-33	HERNANDEZ	PACHECO	MURDER	WC	D	09/04/2008	30	0	30
2008-34	HERNANDEZ	PACHECO	NARCOTICS	WC	D	09/10/2008	30	0	30
2008-35	HERNANDEZ	PACHECO	MURDER	WC	D	09/10/2008	30	0	30
2008-36	HERNANDEZ	PACHECO	NARCOTICS	WC	D	09/12/2008	30	0	30
2008-37	HERNANDEZ	PACHECO	MURDER	WC	D	09/12/2008	30	0	30
2008-38	HERNANDEZ	PACHECO	NARCOTICS	WC	D	09/16/2008	30	0	30
2008-39	HERNANDEZ	PACHECO	NARCOTICS	WC	D	09/16/2008	30	0	30
2008-40	HERNANDEZ	PACHECO	MURDER	WC	D	09/18/2008	30	0	30
2008-41	HERNANDEZ	PACHECO	MURDER	WC	D	09/25/2008	30	0	30
2008-42	HERNANDEZ	PACHECO	NARCOTICS	WC	D	09/26/2008	30	0	30
2008-43	HERNANDEZ	PACHECO	NARCOTICS	WC	D	09/26/2008	30	2	90
2008-44	HERNANDEZ	PACHECO	NARCOTICS	WC	D	10/09/2008	30	0	30
2008-45	WEBSTER	PACHECO	NARCOTICS	WC	D	10/16/2008	30	0	30
2008-46	HERNANDEZ	PACHECO	NARCOTICS	WC	D	10/16/2008	30	1	60
2008-47	HERNANDEZ	PACHECO	NARCOTICS	WC	D	10/20/2008	30	0	30
2008-48	HERNANDEZ	PACHECO	NARCOTICS	WC	D	10/23/2008	30	0	30
2008-49	HERNANDEZ	PACHECO	NARCOTICS	WC	D	10/28/2008	30	1	60
2008-50	HERNANDEZ	PACHECO	NARCOTICS	WC	D	10/30/2008	30	0	30
2008-51	WEBSTER	PACHECO	NARCOTICS	WC	D	11/14/2008	30	0	30
2008-52	HERNANDEZ	PACHECO	NARCOTICS	WC	D	11/21/2008	30	0	30
SACRAMENTO									
2009-1	WHITE	O'MARA	NARCOTICS	WC	D	12/22/2008	30	1	60
2009-2	WHITE	O'MARA	MURDER	WC	D	01/21/2009	7	0	7
2009-3	RANSON	O'MARA	NARCOTICS	WC	D	01/28/2009	30	3	105
2009-4	WHITE	O'MARA	NARCOTICS	WC	D	03/05/2009	30	0	30
2009-5	WHITE	O'MARA	NARCOTICS	WC	D	04/09/2009	30	0	30
2009-6	WHITE	O'MARA	NARCOTICS	WC	D	05/01/2009	8	0	8
2009-7	WHITE	O'MARA	NARCOTICS	WC	D	05/06/2009	3	0	3
2009-8	WHITE	O'MARA	MURDER	WC	D	05/19/2009	30	0	30

¹ The prosecuting official authorized the filing of the application under provisions of the state's statute. (See Table 1 for this state's statutory citation.)

² Type: WC = Cellular or Mobile Telephone (Wire), WS = Standard Telephone (Wire), WO = Other (Wire), OM = Microphone (Oral), OO = Other (Oral), ED = Digital Pager (Electronic), EE = Computer or E-Mail (Electronic), EF = Fax Machine (Electronic), EO = Other (Electronic).

³ Location: D = Portable Device, H = Personal Residence, B = Business, A = Public Area, O = Other Location, R = Roving (Relaxed Specification Order), N = Not Specified.

* The first four digits of the A.O. number represent the year in which the wiretap was terminated. Wiretaps that were terminated prior to 2009 were not reported previously because they were part of ongoing investigations.

TABLE B-1
STATE CALIFORNIA

CALENDAR YEAR 2009

**REPORT BY PROSECUTORS OF COURT-AUTHORIZED INTERCEPTS OF WIRE, ORAL, OR ELECTRONIC COMMUNICATIONS
PURSUANT TO 18 U.S.C. 2519**

A.O. Number *	Number Of Days in Oper- ation ⁴	Average Inter- cepts per Day	Number of ⁵			Costs		Number of					
			Persons Inter- cepted	Intercepts	Incrim- inating Intercepts	Total Cost in \$	Other Than Manpower in \$	Arrests	Trials	Motions to Suppress Intercepts ⁶			Persons Con- victed
										G	D	P	
RIVERSIDE (CONTINUED)													
2008-31	15	17	17	248	34	34,496	2,000	-	-	-	-	-	-
2008-32	30	102	1,440	3,060	369	37,418	5,200	-	-	-	-	-	-
2008-33	30	44	328	1,309	73	11,300	5,300	-	-	-	-	-	-
2008-34	30	27	18	801	248	46,995	3,600	-	-	-	-	-	-
2008-35	23	58	200	1,337	191	-	-	-	-	-	-	-	-
2008-36	26	81	2,190	2,100	50	32,231	2,000	-	-	-	-	-	-
2008-37	18	39	106	709	193	-	-	-	-	-	-	-	-
2008-38	22	49	20	1,071	501	40,250	2,600	-	-	-	-	-	-
2008-39	30	53	42	1,600	118	34,496	2,000	-	-	-	-	-	-
2008-40	3	79	24	237	32	-	-	-	-	-	-	-	-
2008-41	6	33	20	199	29	-	-	-	-	-	-	-	-
2008-42	30	116	79	3,471	387	20,000	2,000	-	-	-	-	-	-
2008-43	82	42	54	3,468	615	60,000	6,000	-	-	-	-	-	-
2008-44	30	50	832	1,511	90	37,418	5,200	-	-	-	-	-	-
2008-45	29	5	20	146	41	21,828	3,100	-	-	-	-	-	-
2008-46	42	73	31	3,079	1,770	85,193	3,200	12	-	-	-	-	-
2008-47	30	58	910	1,743	152	35,643	2,600	3	-	-	-	-	-
2008-48	30	109	169	3,277	849	43,010	2,600	-	-	-	-	-	-
2008-49	41	23	23	938	44	40,000	4,000	-	-	-	-	-	-
2008-50	30	460	164	13,791	4,081	42,515	2,600	-	-	-	-	-	-
2008-51	12	67	26	805	47	25,830	6,020	1	-	-	-	-	-
2008-52	30	25	431	756	138	35,643	2,600	-	-	-	-	-	-
SACRAMENTO													
2009-1	52	17	61	878	169	424,523	25,615	5	-	-	-	-	-
2009-2	7	24	67	167	-	13,962	2,780	-	-	-	-	-	-
2009-3	105	51	250	5,304	1,179	-	-	RELATED TO NO. 2009-1					
2009-4	19	25	29	475	30	-	-	RELATED TO NO. 2009-1					
2009-5	25	27	43	687	151	-	-	RELATED TO NO. 2009-1					
2009-6	8	133	72	1,064	101	-	-	RELATED TO NO. 2009-1					
2009-7	3	3	5	10	-	-	-	RELATED TO NO. 2009-1					
2009-8	23	277	509	6,370	466	68,080	23,000	-	-	-	-	-	-

⁴ NI indicates never installed. I indicates installed but never used. NP indicates no prosecutor's report.

⁵ NR indicates not reported or could not be determined.

⁶ Motions: G = Granted, D = Denied, P = Pending.

* The first four digits of the A.O. number represent the year in which the wiretap was terminated. Wiretaps that were terminated prior to 2009 were not reported previously because they were part of ongoing investigations.

REPORT BY JUDGES OF COURT-AUTHORIZED INTERCEPTS OF WIRE, ORAL, OR ELECTRONIC COMMUNICATIONS
PURSUANT TO 18 U.S.C. 2519

A.O. Number *	Authorizing Official		Offense Specified	Intercept		Date of Application	Authorized Length		
	Judge	Prosecutor ¹		Type ²	Location ³		Original Order (Days)	Number of Extensions	Total Length (Days)
SAN BERNARDINO									
2009-1	BARR	CHRISTY	NARCOTICS	WC	D	11/05/2008	30	1	60
2009-2	BARR	CHRISTY	NARCOTICS	WC	D	11/12/2008	30	1	60
2009-3	BARR	CHRISTY	NARCOTICS	WC	D	11/14/2008	30	2	90
2009-4	BARR	CHRISTY	NARCOTICS	WC	D	11/26/2008	30	1	60
2009-5	HARRISON	CHRISTY	ROBBERY	WC	D	12/01/2008	30	0	30
2009-6	BARR	CHRISTY	NARCOTICS	WC	D	12/04/2008	30	0	30
2009-7	BARR	CHRISTY	NARCOTICS	WC	D	12/11/2008	30	0	30
2009-8	BARR	CHRISTY	NARCOTICS	WC	D	12/12/2008	30	0	30
2009-9	BARR	CHRISTY	NARCOTICS	WC	D	12/19/2008	30	2	90
2009-10	BARR	CHRISTY	NARCOTICS	WC	D	12/19/2008	30	0	30
2009-11	BARR	CHRISTY	NARCOTICS	WC	D	12/19/2008	30	0	30
2009-12	BARR	CHRISTY	NARCOTICS	WC	D	12/30/2008	30	0	30
2009-13	BARR	CHRISTY	NARCOTICS	WC	D	01/09/2009	30	2	90
2009-14	BARR	CHRISTY	NARCOTICS	WC	D	01/14/2009	30	0	30
2009-15	BARR	CHRISTY	NARCOTICS	WC	D	01/16/2009	30	1	60
2009-16	BARR	CHRISTY	NARCOTICS	WC	D	01/27/2009	30	0	30
2009-17	BARR	CHRISTY	NARCOTICS	WC	D	01/30/2009	30	0	30
2009-18	BARR	CHRISTY	NARCOTICS	WC	D	01/30/2009	30	0	30
2009-19	BARR	CHRISTY	NARCOTICS	WC	D	02/03/2009	30	1	60
2009-20	BARR	CHRISTY	NARCOTICS	WC	D	02/04/2009	30	0	30
2009-21	BARR	CHRISTY	NARCOTICS	WC	D	02/06/2009	30	1	60
2009-22	BARR	CHRISTY	NARCOTICS	WC	D	02/09/2009	30	0	30
2009-23	BARR	CHRISTY	NARCOTICS	WC	D	02/12/2009	30	1	60
2009-24	BARR	CHRISTY	NARCOTICS	WC	D	02/19/2009	30	0	30
2009-25	BARR	CHRISTY	NARCOTICS	WC	D	02/19/2009	30	0	30
2009-26	BARR	CHRISTY	OTHER	WC	D	02/19/2009	30	0	30
2009-27	BARR	CHRISTY	NARCOTICS	WC	D	02/19/2009	30	0	30
2009-28	BARR	CHRISTY	NARCOTICS	WC	D	02/19/2009	30	0	30
2009-29	BARR	CHRISTY	NARCOTICS	WC	D	02/20/2009	30	0	30
2009-30	BARR	CHRISTY	NARCOTICS	WC	D	02/20/2009	30	0	30
2009-31	BARR	CHRISTY	NARCOTICS	WC	D	02/20/2009	30	2	90
2009-32	BARR	CHRISTY	NARCOTICS	WC	D	02/25/2009	30	0	30

¹ The prosecuting official authorized the filing of the application under provisions of the state's statute. (See Table 1 for this state's statutory citation.)² Type: WC = Cellular or Mobile Telephone (Wire), WS = Standard Telephone (Wire), WO = Other (Wire), OM = Microphone (Oral), OO = Other (Oral), ED = Digital Pager (Electronic), EE = Computer or E-Mail (Electronic), EF = Fax Machine (Electronic), EO = Other (Electronic).³ Location: D = Portable Device, H = Personal Residence, B = Business, A = Public Area, O = Other Location, R = Roving (Relaxed Specification Order), N = Not Specified.

* The first four digits of the A.O. number represent the year in which the wiretap was terminated. Wiretaps that were terminated prior to 2009 were not reported previously because they were part of ongoing investigations.

TABLE B-1
STATE CALIFORNIA

CALENDAR YEAR 2009

**REPORT BY PROSECUTORS OF COURT-AUTHORIZED INTERCEPTS OF WIRE, ORAL, OR ELECTRONIC COMMUNICATIONS
PURSUANT TO 18 U.S.C. 2519**

A.O. Number *	Number Of Days in Oper- ation ⁴	Average Inter- cepts per Day	Number of ⁵			Costs		Number of					
			Persons Inter- cepted	Intercepts	Incrim- inating Intercepts	Total Cost in \$	Other Than Manpower in \$	Arrests	Trials	Motions to Suppress Intercepts ⁶			Persons Con- victed
										G	D	P	
SAN BERNARDINO													
2009-1	NP	-	-	-	-	-	-	-	-	-	-	-	-
2009-2	NP	-	-	-	-	-	-	-	-	-	-	-	-
2009-3	NP	-	-	-	-	-	-	-	-	-	-	-	-
2009-4	NP	-	-	-	-	-	-	-	-	-	-	-	-
2009-5	NP	-	-	-	-	-	-	-	-	-	-	-	-
2009-6	NP	-	-	-	-	-	-	-	-	-	-	-	-
2009-7	NP	-	-	-	-	-	-	-	-	-	-	-	-
2009-8	NP	-	-	-	-	-	-	-	-	-	-	-	-
2009-9	NP	-	-	-	-	-	-	-	-	-	-	-	-
2009-10	NP	-	-	-	-	-	-	-	-	-	-	-	-
2009-11	NP	-	-	-	-	-	-	-	-	-	-	-	-
2009-12	NP	-	-	-	-	-	-	-	-	-	-	-	-
2009-13	NP	-	-	-	-	-	-	-	-	-	-	-	-
2009-14	NP	-	-	-	-	-	-	-	-	-	-	-	-
2009-15	NP	-	-	-	-	-	-	-	-	-	-	-	-
2009-16	NP	-	-	-	-	-	-	-	-	-	-	-	-
2009-17	NP	-	-	-	-	-	-	-	-	-	-	-	-
2009-18	NP	-	-	-	-	-	-	-	-	-	-	-	-
2009-19	NP	-	-	-	-	-	-	-	-	-	-	-	-
2009-20	NP	-	-	-	-	-	-	-	-	-	-	-	-
2009-21	NP	-	-	-	-	-	-	-	-	-	-	-	-
2009-22	NP	-	-	-	-	-	-	-	-	-	-	-	-
2009-23	NP	-	-	-	-	-	-	-	-	-	-	-	-
2009-24	NP	-	-	-	-	-	-	-	-	-	-	-	-
2009-25	NP	-	-	-	-	-	-	-	-	-	-	-	-
2009-26	NP	-	-	-	-	-	-	-	-	-	-	-	-
2009-27	NP	-	-	-	-	-	-	-	-	-	-	-	-
2009-28	NP	-	-	-	-	-	-	-	-	-	-	-	-
2009-29	NP	-	-	-	-	-	-	-	-	-	-	-	-
2009-30	NP	-	-	-	-	-	-	-	-	-	-	-	-
2009-31	NP	-	-	-	-	-	-	-	-	-	-	-	-
2009-32	NP	-	-	-	-	-	-	-	-	-	-	-	-

⁴ NI indicates never installed. I indicates installed but never used. NP indicates no prosecutor's report.

⁵ NR indicates not reported or could not be determined.

⁶ Motions: G = Granted, D = Denied, P = Pending.

* The first four digits of the A.O. number represent the year in which the wiretap was terminated. Wiretaps that were terminated prior to 2009 were not reported previously because they were part of ongoing investigations.

TABLE B-1
STATE CALIFORNIA

CALENDAR YEAR 2009

**REPORT BY JUDGES OF COURT-AUTHORIZED INTERCEPTS OF WIRE, ORAL, OR ELECTRONIC COMMUNICATIONS
PURSUANT TO 18 U.S.C. 2519**

A.O. Number *	Authorizing Official		Offense Specified	Intercept		Date of Application	Authorized Length		
	Judge	Prosecutor ¹		Type ²	Location ³		Original Order (Days)	Number of Extensions	Total Length (Days)
SAN BERNARDINO (CONTINUED)									
2009-33	BARR	CHRISTY	NARCOTICS	WC	D	02/26/2009	30	0	30
2009-34	BARR	CHRISTY	NARCOTICS	WC	D	03/02/2009	30	0	30
2009-35	BARR	CHRISTY	NARCOTICS	WC	D	03/03/2009	30	0	30
2009-36	BARR	CHRISTY	NARCOTICS	WC	D	03/06/2009	30	0	30
2009-37	BARR	CHRISTY	NARCOTICS	WC	D	03/10/2009	30	2	90
2009-38	BARR	CHRISTY	NARCOTICS	WC	D	03/11/2009	30	0	30
2009-39	BARR	CHRISTY	NARCOTICS	WC	D	03/11/2009	30	0	30
2009-40	BARR	CHRISTY	NARCOTICS	WC	D	03/12/2009	30	0	30
2009-41	BARR	CHRISTY	NARCOTICS	WC	D	03/17/2009	30	0	30
2009-42	BARR	CHRISTY	NARCOTICS	WC	D	03/17/2009	30	0	30
2009-43	BARR	CHRISTY	NARCOTICS	WC	D	03/26/2009	30	0	30
2009-44	BARR	CHRISTY	NARCOTICS	WC	D	03/30/2009	30	0	30
2009-45	BARR	CHRISTY	NARCOTICS	WC	D	04/03/2009	30	0	30
2009-46	BARR	CHRISTY	NARCOTICS	WC	D	04/03/2009	30	0	30
2009-47	BARR	CHRISTY	NARCOTICS	WC	D	04/03/2009	30	0	30
2009-48	BARR	CHRISTY	NARCOTICS	WC	D	04/03/2009	30	1	60
2009-49	BARR	CHRISTY	NARCOTICS	WC	D	04/07/2009	30	0	30
2009-50	BARR	CHRISTY	NARCOTICS	WC	D	04/08/2009	30	0	30
2009-51	BARR	CHRISTY	NARCOTICS	WC	D	04/08/2009	30	0	30
2009-52	BARR	CHRISTY	NARCOTICS	WC	D	04/14/2009	30	0	30
2009-53	BARR	CHRISTY	NARCOTICS	WC	D	04/17/2009	30	0	30
2009-54	BARR	CHRISTY	NARCOTICS	WC	D	04/17/2009	30	1	60
2009-55	BARR	CHRISTY	OTHER	WC	D	04/17/2009	30	1	60
2009-56	BARR	CHRISTY	NARCOTICS	WC	D	04/20/2009	30	1	60
2009-57	BARR	CHRISTY	NARCOTICS	WC	D	04/24/2009	30	3	120
2009-58	BARR	CHRISTY	NARCOTICS	WC	D	04/28/2009	30	0	30
2009-59	BARR	CHRISTY	NARCOTICS	WC	D	05/01/2009	30	0	30
2009-60	BARR	CHRISTY	NARCOTICS	WC	D	05/01/2009	30	0	30
2009-61	BARR	CHRISTY	NARCOTICS	WC	D	05/04/2009	30	0	30
2009-62	BARR	CHRISTY	KIDNAPPING	WC	D	05/04/2009	30	0	30
2009-63	BARR	CHRISTY	KIDNAPPING	WC	D	05/05/2009	30	0	30
2009-64	BARR	CHRISTY	KIDNAPPING	WC	D	05/06/2009	30	0	30

¹ The prosecuting official authorized the filing of the application under provisions of the state's statute. (See Table 1 for this state's statutory citation.)

² Type: WC = Cellular or Mobile Telephone (Wire), WS = Standard Telephone (Wire), WO = Other (Wire), OM = Microphone (Oral), OO = Other (Oral), ED = Digital Pager (Electronic), EE = Computer or E-Mail (Electronic), EF = Fax Machine (Electronic), EO = Other (Electronic).

³ Location: D = Portable Device, H = Personal Residence, B = Business, A = Public Area, O = Other Location, R = Roving (Relaxed Specification Order), N = Not Specified.

* The first four digits of the A.O. number represent the year in which the wiretap was terminated. Wiretaps that were terminated prior to 2009 were not reported previously because they were part of ongoing investigations.

TABLE B-1
STATE CALIFORNIA

CALENDAR YEAR 2009

**REPORT BY PROSECUTORS OF COURT-AUTHORIZED INTERCEPTS OF WIRE, ORAL, OR ELECTRONIC COMMUNICATIONS
PURSUANT TO 18 U.S.C. 2519**

A.O. Number *	Number Of Days in Oper- ation ⁴	Average Inter- cepts per Day	Number of ⁵			Costs		Number of					
			Persons Inter- cepted	Intercepts	Incrim- inating Intercepts	Total Cost in \$	Other Than Manpower in \$	Arrests	Trials	Motions to Suppress Intercepts ⁶			Persons Con- victed
										G	D	P	
SAN BERNARDINO (CONTINUED)													
2009-33	NP	-	-	-	-	-	-	-	-	-	-	-	-
2009-34	NP	-	-	-	-	-	-	-	-	-	-	-	-
2009-35	NP	-	-	-	-	-	-	-	-	-	-	-	-
2009-36	NP	-	-	-	-	-	-	-	-	-	-	-	-
2009-37	NP	-	-	-	-	-	-	-	-	-	-	-	-
2009-38	NP	-	-	-	-	-	-	-	-	-	-	-	-
2009-39	NP	-	-	-	-	-	-	-	-	-	-	-	-
2009-40	NP	-	-	-	-	-	-	-	-	-	-	-	-
2009-41	NP	-	-	-	-	-	-	-	-	-	-	-	-
2009-42	NP	-	-	-	-	-	-	-	-	-	-	-	-
2009-43	NP	-	-	-	-	-	-	-	-	-	-	-	-
2009-44	NP	-	-	-	-	-	-	-	-	-	-	-	-
2009-45	NP	-	-	-	-	-	-	-	-	-	-	-	-
2009-46	NP	-	-	-	-	-	-	-	-	-	-	-	-
2009-47	NP	-	-	-	-	-	-	-	-	-	-	-	-
2009-48	NP	-	-	-	-	-	-	-	-	-	-	-	-
2009-49	NP	-	-	-	-	-	-	-	-	-	-	-	-
2009-50	NP	-	-	-	-	-	-	-	-	-	-	-	-
2009-51	NP	-	-	-	-	-	-	-	-	-	-	-	-
2009-52	NP	-	-	-	-	-	-	-	-	-	-	-	-
2009-53	NP	-	-	-	-	-	-	-	-	-	-	-	-
2009-54	NP	-	-	-	-	-	-	-	-	-	-	-	-
2009-55	NP	-	-	-	-	-	-	-	-	-	-	-	-
2009-56	NP	-	-	-	-	-	-	-	-	-	-	-	-
2009-57	NP	-	-	-	-	-	-	-	-	-	-	-	-
2009-58	NP	-	-	-	-	-	-	-	-	-	-	-	-
2009-59	NP	-	-	-	-	-	-	-	-	-	-	-	-
2009-60	NP	-	-	-	-	-	-	-	-	-	-	-	-
2009-61	NP	-	-	-	-	-	-	-	-	-	-	-	-
2009-62	NP	-	-	-	-	-	-	-	-	-	-	-	-
2009-63	NP	-	-	-	-	-	-	-	-	-	-	-	-
2009-64	NP	-	-	-	-	-	-	-	-	-	-	-	-

⁴ NI indicates never installed. I indicates installed but never used. NP indicates no prosecutor's report.

⁵ NR indicates not reported or could not be determined.

⁶ Motions: G = Granted, D = Denied, P = Pending.

* The first four digits of the A.O. number represent the year in which the wiretap was terminated. Wiretaps that were terminated prior to 2009 were not reported previously because they were part of ongoing investigations.

TABLE B-1
STATE CALIFORNIA

CALENDAR YEAR 2009

**REPORT BY JUDGES OF COURT-AUTHORIZED INTERCEPTS OF WIRE, ORAL, OR ELECTRONIC COMMUNICATIONS
PURSUANT TO 18 U.S.C. 2519**

A.O. Number *	Authorizing Official		Offense Specified	Intercept		Date of Application	Authorized Length		
	Judge	Prosecutor ¹		Type ²	Location ³		Original Order (Days)	Number of Extensions	Total Length (Days)
SAN BERNARDINO (CONTINUED)									
2009-65	BARR	CHRISTY	NARCOTICS	WC	D	05/07/2009	30	0	30
2009-66	BARR	CHRISTY	KIDNAPPING	WC	D	05/07/2009	30	0	30
2009-67	BARR	CHRISTY	NARCOTICS	WC	D	05/08/2009	30	1	60
2009-68	BARR	CHRISTY	KIDNAPPING	WC,WS	D,H	05/10/2009	30	0	30
2009-69	BARR	CHRISTY	KIDNAPPING	WS	H	05/11/2009	30	0	30
2009-70	BARR	CHRISTY	NARCOTICS	WC	D	05/22/2009	30	0	30
2009-71	BARR	CHRISTY	NARCOTICS	WC	D	05/22/2009	30	0	30
2009-72	BARR	CHRISTY	OTHER	WC	D	05/22/2009	30	0	30
2009-73	HARRISON	CHRISTY	NARCOTICS	WC	D	05/22/2009	30	0	30
2009-74	BARR	CHRISTY	NARCOTICS	WC	D	05/22/2009	30	1	60
2009-75	BARR	CHRISTY	OTHER	WC	D	05/22/2009	30	0	30
2009-76	HARRISON	CHRISTY	NARCOTICS	WC	D	05/27/2009	30	0	30
2009-77	BARR	CHRISTY	NARCOTICS	WC	D	06/01/2009	30	0	30
2009-78	BARR	CHRISTY	NARCOTICS	WC	D	06/01/2009	30	0	30
2009-79	BARR	CHRISTY	NARCOTICS	WC	D	06/02/2009	30	0	30
2009-80	BARR	CHRISTY	NARCOTICS	WC	D	06/04/2009	30	0	30
2009-81	BARR	CHRISTY	OTHER	WC	D	06/05/2009	30	0	30
2009-82	BARR	CHRISTY	NARCOTICS	WC	D	06/09/2009	30	0	30
2009-83	BARR	CHRISTY	NARCOTICS	WC	D	06/09/2009	30	0	30
2009-84	BARR	CHRISTY	NARCOTICS	WC	D	06/17/2009	30	0	30
2009-85	BARR	CHRISTY	OTHER	WC	D	06/24/2009	30	0	30
2009-86	BARR	CHRISTY	NARCOTICS	WC	D	07/01/2009	30	0	30
2009-87	BARR	CHRISTY	NARCOTICS	WC	D	07/01/2009	30	0	30
2009-88	BARR	CHRISTY	NARCOTICS	WC	D	07/01/2009	30	0	30
2009-89	BARR	CHRISTY	NARCOTICS	WC	D	07/01/2009	30	0	30
2009-90	BARR	CHRISTY	OTHER	WC	D	07/08/2009	30	0	30
2009-91	BARR	CHRISTY	NARCOTICS	WC	D	07/10/2009	30	0	30
2009-92	BARR	CHRISTY	NARCOTICS	WC	D	07/17/2009	30	0	30
2009-93	BARR	CHRISTY	NARCOTICS	WC	D	07/17/2009	30	0	30
2009-94	BARR	CHRISTY	MURDER	WC,WS	D,H	07/29/2009	30	1	60
2009-95	BARR	CHRISTY	NARCOTICS	WC	D	07/31/2009	30	0	30
2009-96	BARR	CHRISTY	NARCOTICS	WC	D	08/14/2009	30	0	30

¹ The prosecuting official authorized the filing of the application under provisions of the state's statute. (See Table 1 for this state's statutory citation.)

² Type: WC = Cellular or Mobile Telephone (Wire), WS = Standard Telephone (Wire), WO = Other (Wire), OM = Microphone (Oral), OO = Other (Oral), ED = Digital Pager (Electronic), EE = Computer or E-Mail (Electronic), EF = Fax Machine (Electronic), EO = Other (Electronic).

³ Location: D = Portable Device, H = Personal Residence, B = Business, A = Public Area, O = Other Location, R = Roaming (Relaxed Specification Order), N = Not Specified.

* The first four digits of the A.O. number represent the year in which the wiretap was terminated. Wiretaps that were terminated prior to 2009 were not reported previously because they were part of ongoing investigations.

**TABLE B-1
STATE CALIFORNIA**

CALENDAR YEAR 2009

**REPORT BY PROSECUTORS OF COURT-AUTHORIZED INTERCEPTS OF WIRE, ORAL, OR ELECTRONIC COMMUNICATIONS
PURSUANT TO 18 U.S.C. 2519**

A.O. Number *	Number Of Days in Oper- ation ⁴	Average Inter- cepts per Day	Number of ⁵			Costs		Number of					
			Persons Inter- cepted	Intercepts	Incrim- inating Intercepts	Total Cost in \$	Other Than Manpower in \$	Arrests	Trials	Motions to Suppress Intercepts ⁶			Persons Con- victed
										G	D	P	
SAN BERNARDINO (CONTINUED)													
2009-65	NP	-	-	-	-	-	-	-	-	-	-	-	-
2009-66	NP	-	-	-	-	-	-	-	-	-	-	-	-
2009-67	NP	-	-	-	-	-	-	-	-	-	-	-	-
2009-68	NP	-	-	-	-	-	-	-	-	-	-	-	-
2009-69	NP	-	-	-	-	-	-	-	-	-	-	-	-
2009-70	NP	-	-	-	-	-	-	-	-	-	-	-	-
2009-71	NP	-	-	-	-	-	-	-	-	-	-	-	-
2009-72	NP	-	-	-	-	-	-	-	-	-	-	-	-
2009-73	NP	-	-	-	-	-	-	-	-	-	-	-	-
2009-74	NP	-	-	-	-	-	-	-	-	-	-	-	-
2009-75	NP	-	-	-	-	-	-	-	-	-	-	-	-
2009-76	NP	-	-	-	-	-	-	-	-	-	-	-	-
2009-77	NP	-	-	-	-	-	-	-	-	-	-	-	-
2009-78	NP	-	-	-	-	-	-	-	-	-	-	-	-
2009-79	NP	-	-	-	-	-	-	-	-	-	-	-	-
2009-80	NP	-	-	-	-	-	-	-	-	-	-	-	-
2009-81	NP	-	-	-	-	-	-	-	-	-	-	-	-
2009-82	NP	-	-	-	-	-	-	-	-	-	-	-	-
2009-83	NP	-	-	-	-	-	-	-	-	-	-	-	-
2009-84	NP	-	-	-	-	-	-	-	-	-	-	-	-
2009-85	NP	-	-	-	-	-	-	-	-	-	-	-	-
2009-86	NP	-	-	-	-	-	-	-	-	-	-	-	-
2009-87	NP	-	-	-	-	-	-	-	-	-	-	-	-
2009-88	NP	-	-	-	-	-	-	-	-	-	-	-	-
2009-89	NP	-	-	-	-	-	-	-	-	-	-	-	-
2009-90	NP	-	-	-	-	-	-	-	-	-	-	-	-
2009-91	NP	-	-	-	-	-	-	-	-	-	-	-	-
2009-92	NP	-	-	-	-	-	-	-	-	-	-	-	-
2009-93	NP	-	-	-	-	-	-	-	-	-	-	-	-
2009-94	NP	-	-	-	-	-	-	-	-	-	-	-	-
2009-95	NP	-	-	-	-	-	-	-	-	-	-	-	-
2009-96	NP	-	-	-	-	-	-	-	-	-	-	-	-

⁴ NI indicates never installed. I indicates installed but never used. NP indicates no prosecutor's report.

⁵ NR indicates not reported or could not be determined.

⁶ Motions: G = Granted, D = Denied, P = Pending.

* The first four digits of the A.O. number represent the year in which the wiretap was terminated. Wiretaps that were terminated prior to 2009 were not reported previously because they were part of ongoing investigations.

TABLE B-1
STATE CALIFORNIA

CALENDAR YEAR 2009

**REPORT BY JUDGES OF COURT-AUTHORIZED INTERCEPTS OF WIRE, ORAL, OR ELECTRONIC COMMUNICATIONS
PURSUANT TO 18 U.S.C. 2519**

A.O. Number *	Authorizing Official		Offense Specified	Intercept		Date of Application	Authorized Length		
	Judge	Prosecutor ¹		Type ²	Location ³		Original Order (Days)	Number of Extensions	Total Length (Days)
SAN BERNARDINO (CONTINUED)									
2009-97	BARR	CHRISTY	NARCOTICS	WC	D	08/14/2009	30	1	60
2009-98	BARR	CHRISTY	NARCOTICS	WC	D	08/20/2009	30	0	30
2009-99	BARR	HACKLEMAN	NARCOTICS	WC	D	08/20/2009	30	0	30
2009-100	BARR	CHRISTY	NARCOTICS	WC	D	08/20/2009	30	0	30
2009-101	HARRISON	HACKLEMAN	MURDER	WC	D	08/21/2009	30	0	30
2009-102	HARRISON	CHRISTY	NARCOTICS	WC	D	08/25/2009	30	0	30
2009-103	BARR	CHRISTY	NARCOTICS	WC	D	09/09/2009	30	0	30
2009-104	BARR	CHRISTY	NARCOTICS	WC	D	09/09/2009	30	0	30
2009-105	BARR	CHRISTY	MURDER	WC	D	09/11/2009	30	1	60
2009-106	BARR	CHRISTY	NARCOTICS	WC	D	09/18/2009	30	0	30
2009-107	BARR	CHRISTY	NARCOTICS	WC	D	09/18/2009	30	0	30
2009-108	BARR	CHRISTY	NARCOTICS	WC	D	09/18/2009	30	0	30
2009-109	BARR	CHRISTY	OTHER	WC	D	09/18/2009	30	0	30
2009-110	BARR	CHRISTY	NARCOTICS	WC	D	09/23/2009	30	3	120
2009-111	BARR	CHRISTY	OTHER	WC	D	09/24/2009	30	0	30
2009-112	BARR	CHRISTY	NARCOTICS	WC	D	09/24/2009	30	0	30
2009-113	BARR	CHRISTY	MURDER	WC	D	09/25/2009	30	0	30
2009-114	BARR	CHRISTY	NARCOTICS	WC	D	10/08/2009	30	0	30
2009-115	BARR	CHRISTY	NARCOTICS	WC	D	10/08/2009	30	0	30
2009-116	BARR	CHRISTY	NARCOTICS	WC	D	10/08/2009	30	3	120
2009-117	BARR	CHRISTY	NARCOTICS	WC	D	10/22/2009	30	0	30
2009-118	HARRISON	CHRISTY	NARCOTICS	WC	D	10/23/2009	30	0	30
2009-119	HARRISON	CHRISTY	NARCOTICS	WC	D	10/23/2009	30	1	57
2009-120	HARRISON	CHRISTY	NARCOTICS	WC	D	10/27/2009	30	0	30
2009-121	BARR	CHRISTY	\$LAUNDERING	WC	D	11/03/2009	30	0	30
2009-122	BARR	CHRISTY	NARCOTICS	WC	D	11/03/2009	30	0	30
2009-123	HARRISON	CHRISTY	NARCOTICS	WC	D	11/17/2009	30	0	30
2009-124	BARR	CHRISTY	NARCOTICS	WC	D	11/19/2009	30	1	60
2009-125	HARRISON	CHRISTY	NARCOTICS	WC	D	11/24/2009	30	0	30
2009-126	HARRISON	CHRISTY	MURDER	WC	D	12/01/2009	30	0	30
2009-127	BARR	CHRISTY	NARCOTICS	WC	D	12/04/2009	30	1	53
2009-128	BARR	CHRISTY	NARCOTICS	WC	D	12/04/2009	30	0	30

¹ The prosecuting official authorized the filing of the application under provisions of the state's statute. (See Table 1 for this state's statutory citation.)

² Type: WC = Cellular or Mobile Telephone (Wire), WS = Standard Telephone (Wire), WO = Other (Wire), OM = Microphone (Oral), OO = Other (Oral), ED = Digital Pager (Electronic), EE = Computer or E-Mail (Electronic), EF = Fax Machine (Electronic), EO = Other (Electronic).

³ Location: D = Portable Device, H = Personal Residence, B = Business, A = Public Area, O = Other Location, R = Roving (Relaxed Specification Order), N = Not Specified.

* The first four digits of the A.O. number represent the year in which the wiretap was terminated. Wiretaps that were terminated prior to 2009 were not reported previously because they were part of ongoing investigations.

TABLE B-1
STATE CALIFORNIA

CALENDAR YEAR 2009

**REPORT BY PROSECUTORS OF COURT-AUTHORIZED INTERCEPTS OF WIRE, ORAL, OR ELECTRONIC COMMUNICATIONS
PURSUANT TO 18 U.S.C. 2519**

A.O. Number *	Number Of Days in Oper- ation ⁴	Average Inter- cepts per Day	Number of ⁵			Costs		Number of					
			Persons Inter- cepted	Intercepts	Incrim- inating Intercepts	Total Cost in \$	Other Than Manpower in \$	Arrests	Trials	Motions to Suppress Intercepts ⁶			Persons Con- victed
										G	D	P	
SAN BERNARDINO (CONTINUED)													
2009-97	NP	-	-	-	-	-	-	-	-	-	-	-	-
2009-98	NP	-	-	-	-	-	-	-	-	-	-	-	-
2009-99	NP	-	-	-	-	-	-	-	-	-	-	-	-
2009-100	NP	-	-	-	-	-	-	-	-	-	-	-	-
2009-101	NP	-	-	-	-	-	-	-	-	-	-	-	-
2009-102	NP	-	-	-	-	-	-	-	-	-	-	-	-
2009-103	NP	-	-	-	-	-	-	-	-	-	-	-	-
2009-104	NP	-	-	-	-	-	-	-	-	-	-	-	-
2009-105	NP	-	-	-	-	-	-	-	-	-	-	-	-
2009-106	NP	-	-	-	-	-	-	-	-	-	-	-	-
2009-107	NP	-	-	-	-	-	-	-	-	-	-	-	-
2009-108	NP	-	-	-	-	-	-	-	-	-	-	-	-
2009-109	NP	-	-	-	-	-	-	-	-	-	-	-	-
2009-110	NP	-	-	-	-	-	-	-	-	-	-	-	-
2009-111	NP	-	-	-	-	-	-	-	-	-	-	-	-
2009-112	NP	-	-	-	-	-	-	-	-	-	-	-	-
2009-113	NP	-	-	-	-	-	-	-	-	-	-	-	-
2009-114	NP	-	-	-	-	-	-	-	-	-	-	-	-
2009-115	NP	-	-	-	-	-	-	-	-	-	-	-	-
2009-116	NP	-	-	-	-	-	-	-	-	-	-	-	-
2009-117	NP	-	-	-	-	-	-	-	-	-	-	-	-
2009-118	NP	-	-	-	-	-	-	-	-	-	-	-	-
2009-119	NP	-	-	-	-	-	-	-	-	-	-	-	-
2009-120	NP	-	-	-	-	-	-	-	-	-	-	-	-
2009-121	NP	-	-	-	-	-	-	-	-	-	-	-	-
2009-122	NP	-	-	-	-	-	-	-	-	-	-	-	-
2009-123	NP	-	-	-	-	-	-	-	-	-	-	-	-
2009-124	NP	-	-	-	-	-	-	-	-	-	-	-	-
2009-125	NP	-	-	-	-	-	-	-	-	-	-	-	-
2009-126	NP	-	-	-	-	-	-	-	-	-	-	-	-
2009-127	NP	-	-	-	-	-	-	-	-	-	-	-	-
2009-128	NP	-	-	-	-	-	-	-	-	-	-	-	-

⁴ NI indicates never installed. I indicates installed but never used. NP indicates no prosecutor's report.

⁵ NR indicates not reported or could not be determined.

⁶ Motions: G = Granted, D = Denied, P = Pending.

* The first four digits of the A.O. number represent the year in which the wiretap was terminated. Wiretaps that were terminated prior to 2009 were not reported previously because they were part of ongoing investigations.

TABLE B-1
STATE CALIFORNIA

CALENDAR YEAR 2009

**REPORT BY JUDGES OF COURT-AUTHORIZED INTERCEPTS OF WIRE, ORAL, OR ELECTRONIC COMMUNICATIONS
PURSUANT TO 18 U.S.C. 2519**

A.O. Number *	Authorizing Official		Offense Specified	Intercept		Date of Application	Authorized Length		
	Judge	Prosecutor ¹		Type ²	Location ³		Original Order (Days)	Number of Extensions	Total Length (Days)
SAN BERNARDINO (CONTINUED)									
2009-129	BARR	CHRISTY	NARCOTICS	WC	D	12/04/2009	30	0	30
2009-130	BARR	CHRISTY	NARCOTICS	WC	D	12/07/2009	30	0	30
2009-131	BARR	CHRISTY	NARCOTICS	WC	D	12/07/2009	30	0	30
2009-132	BARR	CHRISTY	MURDER	WC	D	12/09/2009	30	0	30
2009-133	BARR	CHRISTY	NARCOTICS	WC	D	12/15/2009	30	0	30
2009-134	BARR	CHRISTY	NARCOTICS	WC	D	12/15/2009	30	0	30
2009-135	BARR	CHRISTY	NARCOTICS	WC	D	12/18/2009	30	0	30
2009-136	BARR	CHRISTY	NARCOTICS	WC	D	12/18/2009	30	0	30
2009-137	BARR	CHRISTY	NARCOTICS	WC	D	12/18/2009	30	0	30
2009-138	BARR	CHRISTY	NARCOTICS	WC	D	12/18/2009	30	0	30
2009-139	BARR	CHRISTY	NARCOTICS	WC	D	12/23/2009	30	0	30
2009-140	BARR	CHRISTY	NARCOTICS	WC	D	12/23/2009	30	0	30
2009-141	CORTEZ	CHRISTY	NARCOTICS	WC	D	12/30/2009	30	1	30
SAN DIEGO									
2009-1	TRENTACOSTA	DUMANIS	NARCOTICS	WC	D	08/26/2008	30	4	150
2009-2	TRENTACOSTA	RODRIGUEZ	NARCOTICS	WC	D	09/24/2008	30	4	150
2009-3	TRENTACOSTA	RODRIGUEZ	NARCOTICS	WC	D	10/29/2008	30	3	120
2009-4	ROGERS	RODRIGUEZ	NARCOTICS	WC	D	12/15/2008	30	1	60
2009-5	TRENTACOSTA	PETTINE	NARCOTICS	WC	D	01/14/2009	30	0	30
2009-6	TRENTACOSTA	PETTINE	NARCOTICS	WC	D	01/16/2009	30	2	90
2009-7	TRENTACOSTA	RODRIGUEZ	NARCOTICS	WC	D	01/22/2009	30	0	30
2009-8	TRENTACOSTA	RODRIGUEZ	NARCOTICS	WC,WO	D,H	02/02/2009	30	1	60
2009-9	TRENTACOSTA	RODRIGUEZ	NARCOTICS	WC	D	03/09/2009	30	0	30
2009-10	TRENTACOSTA	RODRIGUEZ	NARCOTICS	WC	D	03/30/2009	30	3	120
2009-11	TRENTACOSTA	RODRIGUEZ	NARCOTICS	WC	D	04/16/2009	30	3	120
2009-12	TRENTACOSTA	PETTINE	NARCOTICS	WC	D	04/21/2009	30	0	30
2009-13	TRENTACOSTA	RODRIGUEZ	NARCOTICS	WC	D	04/22/2009	30	0	30
2009-14	ROGERS	RODRIGUEZ	NARCOTICS	WC	D	04/24/2009	30	2	90
2009-15	TRENTACOSTA	RODRIGUEZ	NARCOTICS	WC,WS	D,H	05/11/2009	30	0	30
2009-16	TRENTACOSTA	RODRIGUEZ	NARCOTICS	WC	D	05/14/2009	30	2	90
2009-17	TRENTACOSTA	RODRIGUEZ	NARCOTICS	WC	D	05/15/2009	30	2	90
2009-18	TRENTACOSTA	RODRIGUEZ	NARCOTICS	WC	D	05/20/2009	30	1	60

¹ The prosecuting official authorized the filing of the application under provisions of the state's statute. (See Table 1 for this state's statutory citation.)

² Type: WC = Cellular or Mobile Telephone (Wire), WS = Standard Telephone (Wire), WO = Other (Wire), OM = Microphone (Oral), OO = Other (Oral), ED = Digital Pager (Electronic), EE = Computer or E-Mail (Electronic), EF = Fax Machine (Electronic), EO = Other (Electronic).

³ Location: D = Portable Device, H = Personal Residence, B = Business, A = Public Area, O = Other Location, R = Roving (Relaxed Specification Order), N = Not Specified.

* The first four digits of the A.O. number represent the year in which the wiretap was terminated. Wiretaps that were terminated prior to 2009 were not reported previously because they were part of ongoing investigations.

TABLE B-1
STATE CALIFORNIA

CALENDAR YEAR 2009

**REPORT BY PROSECUTORS OF COURT-AUTHORIZED INTERCEPTS OF WIRE, ORAL, OR ELECTRONIC COMMUNICATIONS
PURSUANT TO 18 U.S.C. 2519**

A.O. Number *	Number Of Days in Oper- ation ⁴	Average Inter- cepts per Day	Number of ⁵			Costs		Number of					
			Persons Inter- cepted	Intercepts	Incrim- inating Intercepts	Total Cost in \$	Other Than Manpower in \$	Arrests	Trials	Motions to Suppress Intercepts ⁶			Persons Con- victed
										G	D	P	
SAN BERNARDINO (CONTINUED)													
2009-129	NP	-	-	-	-	-	-	-	-	-	-	-	-
2009-130	NP	-	-	-	-	-	-	-	-	-	-	-	-
2009-131	NP	-	-	-	-	-	-	-	-	-	-	-	-
2009-132	NP	-	-	-	-	-	-	-	-	-	-	-	-
2009-133	NP	-	-	-	-	-	-	-	-	-	-	-	-
2009-134	NP	-	-	-	-	-	-	-	-	-	-	-	-
2009-135	NP	-	-	-	-	-	-	-	-	-	-	-	-
2009-136	NP	-	-	-	-	-	-	-	-	-	-	-	-
2009-137	NP	-	-	-	-	-	-	-	-	-	-	-	-
2009-138	NP	-	-	-	-	-	-	-	-	-	-	-	-
2009-139	NP	-	-	-	-	-	-	-	-	-	-	-	-
2009-140	NP	-	-	-	-	-	-	-	-	-	-	-	-
2009-141	NP	-	-	-	-	-	-	-	-	-	-	-	-
SAN DIEGO													
2009-1	128	106	380	13,594	2,321	102,000	4,000	RELATED TO NO. 2009-5					
2009-2	99	120	686	11,852	2,817	129,578	3,000	RELATED TO NO. 2009-5					
2009-3	105	151	498	15,888	2,366	156,397	5,000	RELATED TO NO. 2009-5					
2009-4	58	35	405	2,028	126	10,927	1,000	RELATED TO NO. 2009-5					
2009-5	25	7	8	177	38	32,000	1,000	13	-	-	-	-	13
2009-6	85	64	154	5,432	568	RELATED TO NO. 2009-13		RELATED TO NO. 2009-13					
2009-7	30	41	58	1,242	151	7,821	370	10	-	-	-	-	-
2009-8	60	122	98	7,315	2,628	135,600	90,000	14	-	-	2	1	11
2009-9	5	33	21	167	5	RELATED TO NO. 2009-13		RELATED TO NO. 2009-13					
2009-10	91	58	40	5,310	660	RELATED TO NO. 2009-18		RELATED TO NO. 2009-18					
2009-11	95	580	201	55,060	7,285	RELATED TO NO. 2009-17		RELATED TO NO. 2009-17					
2009-12	29	20	25	587	75	RELATED TO NO. 2009-18		RELATED TO NO. 2009-18					
2009-13	30	9	22	269	39	78,434	5,400	2	-	-	-	-	-
2009-14	84	135	180	11,319	4,293	RELATED TO NO. 2009-17		RELATED TO NO. 2009-17					
2009-15	30	34	175	1,022	179	RELATED TO NO. 2009-26		RELATED TO NO. 2009-26					
2009-16	70	84	121	5,914	1,138	47,000	2,000	-	-	-	-	-	-
2009-17	66	166	167	10,945	3,025	450,160	65,800	9	-	-	-	-	9
2009-18	40	73	50	2,901	1,014	94,622	12,366	36	-	-	-	-	21

⁴ NI indicates never installed. I indicates installed but never used. NP indicates no prosecutor's report.

⁵ NR indicates not reported or could not be determined.

⁶ Motions: G = Granted, D = Denied, P = Pending.

* The first four digits of the A.O. number represent the year in which the wiretap was terminated. Wiretaps that were terminated prior to 2009 were not reported previously because they were part of ongoing investigations.

TABLE B-1
STATE CALIFORNIA

CALENDAR YEAR 2009

**REPORT BY JUDGES OF COURT-AUTHORIZED INTERCEPTS OF WIRE, ORAL, OR ELECTRONIC COMMUNICATIONS
PURSUANT TO 18 U.S.C. 2519**

A.O. Number *	Authorizing Official		Offense Specified	Intercept		Date of Application	Authorized Length		
	Judge	Prosecutor ¹		Type ²	Location ³		Original Order (Days)	Number of Extensions	Total Length (Days)
SAN DIEGO (CONTINUED)									
2009-19	TRENTACOSTA	RODRIGUEZ	NARCOTICS	WC	D	06/11/2009	30	0	30
2009-20	TRENTACOSTA	RODRIGUEZ	NARCOTICS	WC	D	06/17/2009	30	0	30
2009-21	TRENTACOSTA	RODRIGUEZ	NARCOTICS	WC	D	06/24/2009	30	4	150
2009-22	TRENTACOSTA	PETTINE	NARCOTICS	WC	D	07/15/2009	30	1	60
2009-23	TRENTACOSTA	PETTINE	NARCOTICS	WC	D	07/23/2009	30	0	30
2009-24	ROGERS	RODRIGUEZ	NARCOTICS	WC	D	07/31/2009	30	0	30
2009-25	TRENTACOSTA	RODRIGUEZ	NARCOTICS	WC	D	08/25/2009	30	2	90
2009-26	TRENTACOSTA	RODRIGUEZ	NARCOTICS	WC	D	09/11/2009	30	0	30
2009-27	TRENTACOSTA	RODRIGUEZ	NARCOTICS	WC	D	09/25/2009	30	0	30
2009-28	TRENTACOSTA	RODRIGUEZ	NARCOTICS	WC	D	10/06/2009	30	1	60
2009-29	ROGERS	RODRIGUEZ	NARCOTICS	WC	D	10/23/2009	30	1	60
SAN JOAQUIN									
2009-1	VLAVIANOS	BUSUTTIL	MURDER	WC,WS	D,H	04/08/2009	30	0	30
2009-2	GUILIANI	BUSUTTIL	NARCOTICS	WC	D	05/08/2009	30	0	30
2009-3	GUILIANI	BUSUTTIL	NARCOTICS	WC	D	05/27/2009	30	1	60
2009-4	GUILIANI	BUSUTTIL	NARCOTICS	WC	D	06/21/2009	30	0	30
2009-5	GUILIANI	BUSUTTIL	NARCOTICS	WC	D	07/09/2009	30	1	60
SAN LUIS OBISPO									
2009-1	TRICE	SHEA	NARCOTICS	WC	D	03/17/2009	30	2	90
2009-2	CRANDALL	SHEA	NARCOTICS	WC	D	05/01/2009	30	0	30
2009-3	TRICE	SHEA	NARCOTICS	WC	D	07/14/2009	30	0	30
SANTA BARBARA									
2009-1	HILL	COTA	NARCOTICS	WC	D	04/23/2009	30	1	60
2009-2	GARCIA	ROSS	NARCOTICS	WC	D	05/28/2009	30	0	30
2009-3	GARCIA	ROSS	MURDER	WC	D	09/02/2009	30	1	60
2009-4	GARCIA	ROSS	MURDER	WC	D	09/11/2009	30	0	30
2009-5	GARCIA	FOLLEY	MURDER	WC,WS	D,H	12/10/2009	30	0	30
SANTA CLARA									
2009-1	STAFFORD	VANIER	NARCOTICS	WC	D	02/23/2009	30	0	30
2009-2	STAFFORD	VANIER	NARCOTICS	WC	D	03/13/2009	30	0	30
2009-3	CENA	CARRUBBA	MURDER	WC	D	04/06/2009	30	0	30
2009-4	PENNYPACKER	CARRUBBA	MURDER	WC	D	04/22/2009	30	0	30

¹ The prosecuting official authorized the filing of the application under provisions of the state's statute. (See Table 1 for this state's statutory citation.)

² Type: WC = Cellular or Mobile Telephone (Wire), WS = Standard Telephone (Wire), WO = Other (Wire), OM = Microphone (Oral), OO = Other (Oral), ED = Digital Pager (Electronic), EE = Computer or E-Mail (Electronic), EF = Fax Machine (Electronic), EO = Other (Electronic).

³ Location: D = Portable Device, H = Personal Residence, B = Business, A = Public Area, O = Other Location, R = Roving (Relaxed Specification Order), N = Not Specified.

* The first four digits of the A.O. number represent the year in which the wiretap was terminated. Wiretaps that were terminated prior to 2009 were not reported previously because they were part of ongoing investigations.

TABLE B-1
STATE CALIFORNIA

CALENDAR YEAR 2009

**REPORT BY PROSECUTORS OF COURT-AUTHORIZED INTERCEPTS OF WIRE, ORAL, OR ELECTRONIC COMMUNICATIONS
PURSUANT TO 18 U.S.C. 2519**

A.O. Number *	Number Of Days in Oper- ation ⁴	Average Inter- cepts per Day	Number of ⁵			Costs		Number of						
			Persons Inter- cepted	Intercepts	Incrim- inating Intercepts	Total Cost in \$	Other Than Manpower in \$	Arrests	Trials	Motions to Suppress Intercepts ⁶			Persons Con- victed	
										G	D	P		
SAN DIEGO (CONTINUED)														
2009-19	6	105	15	630	140	4,500	500	-	-	-	-	-	-	
2009-20	30	170	98	5,107	695	RELATED TO NO. 2009-26		RELATED TO NO. 2009-26						
2009-21	132	138	132	18,164	4,057	182,000	5,000	-	-	-	-	-	-	
2009-22	55	31	16	1,680	55	36,000	2,000	-	-	-	-	-	-	
2009-23	30	73	141	2,188	362	19,000	1,000	-	-	-	-	-	-	
2009-24	25	360	98	8,994	1,528	RELATED TO NO. 2009-26		RELATED TO NO. 2009-26						
2009-25	54	177	40	9,551	1,967	67,000	2,000	-	-	-	-	-	-	
2009-26	13	17	10	219	88	140,230	14,190	13	-	-	-	-	1	
2009-27	26	97	20	2,511	596	RELATED TO NO. 2009-26		RELATED TO NO. 2009-26						
2009-28	60	99	60	5,945	1,016	82,000	2,000	-	-	-	-	-	-	
2009-29	33	39	20	1,289	242	25,231	2,063	7	-	-	-	-	-	
SAN JOAQUIN														
2009-1	6	122	29	731	79	35,012	849	1	-	-	-	-	-	
2009-2	30	363	230	10,884	556	RELATED TO NO. 2009-3		-	-	-	-	-	-	
2009-3	60	181	230	10,884	556	103,974	25,600	-	-	-	-	-	-	
2009-4	30	363	230	10,884	556	RELATED TO NO. 2009-3		-	-	-	-	-	-	
2009-5	60	181	230	10,884	556	RELATED TO NO. 2009-3		-	-	-	-	-	-	
SAN LUIS OBISPO														
2009-1	90	95	58	8,586	2,684	-	-	-	-	-	-	-	-	
2009-2	30	253	37	7,596	329	-	-	-	-	-	-	-	-	
2009-3	25	17	52	419	35	-	-	-	-	-	-	-	-	
SANTA BARBARA														
2009-1	58	205	141	11,865	2,074	50,028	2,100	13	-	-	-	-	13	
2009-2	24	186	1,851	4,472	4,109	19,500	2,500	8	-	-	-	-	4	
2009-3	15	16	34	244	6	14,202	2,060	7	-	-	-	-	3	
2009-4	NI	-	-	-	-	-	-	-	-	-	-	-	-	
2009-5	13	75	-	970	120	32,739	100	1	-	-	-	-	-	
SANTA CLARA														
2009-1	24	87	58	2,088	515	28,835	10,250	18	-	-	-	-	3	
2009-2	6	71	22	425	38	625	625	RELATED TO NO. 2009-1						
2009-3	29	263	658	7,636	1,091	232,150	8,120	6	-	-	-	-	-	
2009-4	14	-	-	-	-	RELATED TO NO. 2009-3		RELATED TO NO. 2009-3						

⁴ NI indicates never installed. I indicates installed but never used. NP indicates no prosecutor's report.

⁵ NR indicates not reported or could not be determined.

⁶ Motions: G = Granted, D = Denied, P = Pending.

* The first four digits of the A.O. number represent the year in which the wiretap was terminated. Wiretaps that were terminated prior to 2009 were not reported previously because they were part of ongoing investigations.

TABLE B-1
STATE CALIFORNIA

CALENDAR YEAR 2009

**REPORT BY JUDGES OF COURT-AUTHORIZED INTERCEPTS OF WIRE, ORAL, OR ELECTRONIC COMMUNICATIONS
PURSUANT TO 18 U.S.C. 2519**

A.O. Number *	Authorizing Official		Offense Specified	Intercept		Date of Application	Authorized Length		
	Judge	Prosecutor ¹		Type ²	Location ³		Original Order (Days)	Number of Extensions	Total Length (Days)
SANTA CLARA (CONTINUED)									
2009-5	CENA	VANIER	NARCOTICS	WC	D	09/18/2009	30	0	30
2009-6	CENA	VANIER	NARCOTICS	WC	D	10/19/2009	30	0	30
2009-7	CENA	VANIER	NARCOTICS	WC	D	11/23/2009	30	0	30
SHASTA									
2009-1	BAKER	BENITO	NARCOTICS	WC,WS	D,H,B	02/17/2009	30	0	30
STANISLAUS									
2009-1	ASHLEY	FLADAGER	MURDER	WC,EO	D	02/11/2009	30	2	90
2009-2	ASHLEY	FLADAGER	MURDER	WC	D	03/25/2009	30	0	30
2009-3	ASHLEY	FLADAGER	MURDER	WC	D	04/02/2009	30	0	30
2009-4	ASHLEY	FLADAGER	NARCOTICS	WC	D	11/04/2009	30	0	30
2009-5	ASHLEY	FLADAGER	NARCOTICS	WC	D	11/04/2009	30	1	60
STATE ATTORNEY GENERAL									
2009-1	HOWELL	ZARATE	NARCOTICS	WC	D	05/21/2009	30	0	30
2009-2	HOWELL	RAMSEY	NARCOTICS	WC	D	07/27/2009	30	0	30
2009-3	HOWELL	ZARATE	NARCOTICS	WC	D	08/12/2009	30	1	60
SUTTER									
2009-1	CHANDLER	MCCLUNG	MURDER	WC	D	09/21/2009	30	0	30
2009-2	CHANDLER	MCCLUNG	MURDER	WC	D	10/16/2009	30	0	30
2009-3	CHANDLER	MCCLUNG	MURDER	WC	D	10/20/2009	30	0	30
2009-4	CHANDLER	ADAMS	MURDER	WC	D	10/26/2009	30	0	30
TULARE									
2009-1	FERGUSON	GALLIAN	NARCOTICS	WC	D	03/05/2009	30	1	60
VENTURA									
2009-1	MCGEE	TOTTEN	MURDER	WC	D	01/28/2009	30	0	30
2009-2	MCGEE	TOTTEN	MURDER	WC	D	02/04/2009	30	0	30
2009-3	MCGEE	WRIGHT	NARCOTICS	WC	D	02/23/2009	30	0	30
2009-4	MCGEE	WRIGHT	NARCOTICS	WC	D	02/23/2009	30	0	30
2009-5	MCGEE	WRIGHT	NARCOTICS	WC	D	02/25/2009	30	0	30
2009-6	MCGEE	WRIGHT	NARCOTICS	WC	D	03/05/2009	30	0	30
2009-7	MCGEE	WRIGHT	NARCOTICS	WC	D	03/23/2009	30	0	30
2009-8	MCGEE	WRIGHT	NARCOTICS	WC	D	03/25/2009	30	1	36
2009-9	O'NEIL	WRIGHT	NARCOTICS	WC	D	04/06/2009	30	0	30

¹ The prosecuting official authorized the filing of the application under provisions of the state's statute. (See Table 1 for this state's statutory citation.)

² Type: WC = Cellular or Mobile Telephone (Wire), WS = Standard Telephone (Wire), WO = Other (Wire), OM = Microphone (Oral), OO = Other (Oral), ED = Digital Pager (Electronic), EE = Computer or E-Mail (Electronic), EF = Fax Machine (Electronic), EO = Other (Electronic).

³ Location: D = Portable Device, H = Personal Residence, B = Business, A = Public Area, O = Other Location, R = Roving (Relaxed Specification Order), N = Not Specified.

* The first four digits of the A.O. number represent the year in which the wiretap was terminated. Wiretaps that were terminated prior to 2009 were not reported previously because they were part of ongoing investigations.

TABLE B-1
STATE CALIFORNIA

CALENDAR YEAR 2009

**REPORT BY PROSECUTORS OF COURT-AUTHORIZED INTERCEPTS OF WIRE, ORAL, OR ELECTRONIC COMMUNICATIONS
PURSUANT TO 18 U.S.C. 2519**

A.O. Number *	Number Of Days in Oper- ation ⁴	Average Inter- cepts per Day	Number of ⁵			Costs		Number of						
			Persons Inter- cepted	Intercepts	Incrim- inating Intercepts	Total Cost in \$	Other Than Manpower in \$	Arrests	Trials	Motions to Suppress Intercepts ⁶			Persons Con- victed	
										G	D	P		
SANTA CLARA (CONTINUED)														
2009-5	30	31	96	928	252	18,544	2,800	1	-	-	-	-	-	
2009-6	30	124	246	3,714	255	37,088	5,600	1	-	-	-	-	-	
2009-7	28	176	302	4,922	40	40,333	8,400	1	-	-	-	-	-	
SHASTA														
2009-1	30	69	74	2,071	257	-	-	-	-	-	-	-	-	
STANISLAUS														
2009-1	62	72	278	4,474	472	42,000	2,000	4	-	-	-	-	-	
2009-2	17	81	259	1,375	280	32,000	2,000	6	-	-	-	-	-	
2009-3	13	40	11	516	70	32,000	2,000	-	-	-	-	-	-	
2009-4	30	146	231	4,394	163	16,963	3,000	-	-	-	-	-	-	
2009-5	60	33	128	1,961	572	29,926	2,000	-	-	-	-	-	-	
STATE ATTORNEY GENERAL														
2009-1	10	22	12	215	63	20,643	3,200	16	-	-	-	-	2	
2009-2	19	9	10	175	56	66,854	3,800	RELATED TO NO. 2009-1						
2009-3	41	43	23	1,752	516	83,385	3,800	RELATED TO NO. 2009-1						
SUTTER														
2009-1	11	56	30	616	29	5,624	624	-	-	-	-	-	-	
2009-2	18	24	17	437	10	11,620	1,620	-	-	-	-	-	-	
2009-3	7	1	4	8	-	860	560	-	-	-	-	-	-	
2009-4	8	81	8	646	28	5,680	680	-	-	-	-	-	-	
TULARE														
2009-1	57	47	417	2,691	798	201,392	5,700	15	-	-	-	-	11	
VENTURA														
2009-1	21	-	-	-	-	RELATED TO NO. 2009-10		-	-	-	-	-	-	
2009-2	13	-	-	-	-	RELATED TO NO. 2009-10		-	-	-	-	-	-	
2009-3	30	3	10	92	2	20,547	800	9	-	-	-	-	7	
2009-4	30	14	62	434	132	25,000	2,000	1	-	-	-	-	-	
2009-5	2	-	-	-	-	20,000	1,000	-	-	-	-	-	-	
2009-6	30	57	15	1,702	888	20,547	800	RELATED TO NO. 2009-3						
2009-7	30	28	41	838	310	66,000	4,000	4	-	-	-	-	-	
2009-8	36	19	12	685	677	22,000	1,000	RELATED TO NO. 2009-12						
2009-9	30	79	25	2,359	1,132	61,641	2,400	RELATED TO NO. 2009-3						

⁴ NI indicates never installed. I indicates installed but never used. NP indicates no prosecutor's report.

⁵ NR indicates not reported or could not be determined.

⁶ Motions: G = Granted, D = Denied, P = Pending.

* The first four digits of the A.O. number represent the year in which the wiretap was terminated. Wiretaps that were terminated prior to 2009 were not reported previously because they were part of ongoing investigations.

TABLE B-1
STATE CALIFORNIA

CALENDAR YEAR 2009

REPORT BY JUDGES OF COURT-AUTHORIZED INTERCEPTS OF WIRE, ORAL, OR ELECTRONIC COMMUNICATIONS
PURSUANT TO 18 U.S.C. 2519

A.O. Number *	Authorizing Official		Offense Specified	Intercept		Date of Application	Authorized Length		
	Judge	Prosecutor ¹		Type ²	Location ³		Original Order (Days)	Number of Extensions	Total Length (Days)
VENTURA (CONTINUED)									
2009-10	CLONINGER	WRIGHT	NARCOTICS	WC	D	04/10/2009	30	0	30
2009-11	MCGEE	WRIGHT	NARCOTICS	WC	D	04/17/2009	30	0	30
2009-12	SMILEY	WRIGHT	NARCOTICS	WC	D	04/27/2009	30	1	36
2009-13	MCGEE	TOTTEN	MURDER	WC,WS	D,H	05/09/2009	30	0	30
2009-14	MCGEE	WRIGHT	NARCOTICS	WC	D	05/21/2009	30	0	30
2009-15	MCGEE	WRIGHT	NARCOTICS	WC	D	06/03/2009	30	0	30
2009-16	MCGEE	WRIGHT	NARCOTICS	WC	D	06/09/2009	30	0	30
2009-17	MCGEE	WRIGHT	NARCOTICS	WC	D	06/23/2009	30	0	30
2009-18	MCGEE	WRIGHT	NARCOTICS	WC	D	07/09/2009	30	0	30
2009-19	MCGEE	TOTTEN	NARCOTICS	WC	D	08/25/2009	30	0	30
2009-20	MCGEE	WRIGHT	NARCOTICS	WC	D	08/25/2009	30	0	30
2009-21	MCGEE	WRIGHT	NARCOTICS	WC	D	09/02/2009	30	0	30
2009-22	MCGEE	WRIGHT	NARCOTICS	WC	D	09/18/2009	30	0	30
2009-23	MCGEE	WRIGHT	NARCOTICS	WC	D	09/28/2009	30	0	30
2009-24	MCGEE	WRIGHT	NARCOTICS	WC	D	11/06/2009	30	0	30
2009-25	MCGEE	WRIGHT	NARCOTICS	WC	D	11/19/2009	30	0	30
2009-26	MCGEE	WRIGHT	NARCOTICS	WC	D	12/04/2009	30	0	30

¹ The prosecuting official authorized the filing of the application under provisions of the state's statute. (See Table 1 for this state's statutory citation.)

² Type: WC = Cellular or Mobile Telephone (Wire), WS = Standard Telephone (Wire), WO = Other (Wire), OM = Microphone (Oral), OO = Other (Oral), ED = Digital Pager (Electronic), EE = Computer or E-Mail (Electronic), EF = Fax Machine (Electronic), EO = Other (Electronic).

³ Location: D = Portable Device, H = Personal Residence, B = Business, A = Public Area, O = Other Location, R = Roving (Relaxed Specification Order), N = Not Specified.

* The first four digits of the A.O. number represent the year in which the wiretap was terminated. Wiretaps that were terminated prior to 2009 were not reported previously because they were part of ongoing investigations.

TABLE B-1
STATE CALIFORNIA

CALENDAR YEAR 2009

REPORT BY PROSECUTORS OF COURT-AUTHORIZED INTERCEPTS OF WIRE, ORAL, OR ELECTRONIC COMMUNICATIONS
PURSUANT TO 18 U.S.C. 2519

A.O. Number *	Number Of Days in Oper- ation ⁴	Average Inter- cepts per Day	Number of ⁵			Costs		Number of						
			Persons Inter- cepted	Intercepts	Incrim- inating Intercepts	Total Cost in \$	Other Than Manpower in \$	Arrests	Trials	Motions to Suppress Intercepts ⁶			Persons Con- victed	
										G	D	P		
VENTURA (CONTINUED)														
2009-10	10	22	17	223	91	22,200	1,200	RELATED TO NO. 2009-17						
2009-11	30	33	67	997	410	83,000	4,000	2	-	-	-	-	-	
2009-12	6	145	21	872	406	42,200	2,200	4	-	-	-	-	4	
2009-13	21	174	174	3,655	16	51,000	-	-	-	-	-	-	-	
2009-14	30	42	58	1,270	385	83,000	4,000	4	-	-	-	-	-	
2009-15	4	9	4	35	4	22,200	1,200	RELATED TO NO. 2009-17						
2009-16	30	67	20	2,020	789	61,641	2,400	8	-	-	-	-	-	
2009-17	17	26	5	441	134	22,200	1,200	1	-	-	-	-	1	
2009-18	30	69	20	2,057	620	41,094	1,600	RELATED TO NO. 2009-16						
2009-19	23	109	92	2,510	1	20,491	1,220	3	-	-	-	-	-	
2009-20	30	23	12	679	195	61,641	2,400	RELATED TO NO. 2009-16						
2009-21	25	7	3	173	31	22,000	1,000	2	-	-	-	-	1	
2009-22	15	30	1	449	92	22,000	1,000	1	-	-	-	1	-	
2009-23	30	17	15	524	72	61,641	2,400	RELATED TO NO. 2009-16						
2009-24	30	55	73	1,652	510	85,400	5,400	-	-	-	-	-	-	
2009-25	NP	-	-	-	-	-	-	-	-	-	-	-	-	
2009-26	30	133	106	3,992	1,211	125,000	6,000	-	-	-	-	-	-	

⁴ NI indicates never installed. I indicates installed but never used. NP indicates no prosecutor's report.

⁵ NR indicates not reported or could not be determined.

⁶ Motions: G = Granted, D = Denied, P = Pending.

* The first four digits of the A.O. number represent the year in which the wiretap was terminated. Wiretaps that were terminated prior to 2009 were not reported previously because they were part of ongoing investigations.

TABLE B-1
STATE COLORADO

CALENDAR YEAR 2009

**REPORT BY JUDGES OF COURT-AUTHORIZED INTERCEPTS OF WIRE, ORAL, OR ELECTRONIC COMMUNICATIONS
PURSUANT TO 18 U.S.C. 2519**

A.O. Number *	Authorizing Official		Offense Specified	Intercept		Date of Application	Authorized Length		
	Judge	Prosecutor ¹		Type ²	Location ³		Original Order (Days)	Number of Extensions	Total Length (Days)
1ST JUDICIAL DISTRICT (JEFFERSON)									
2009-1	ENQUIST	STOREY	NARCOTICS	WC	D	12/02/2008	30	0	30
2009-2	ENQUIST	STOREY	NARCOTICS	WC	D	01/08/2009	30	0	30
2009-3	ENQUIST	STOREY	NARCOTICS	WC	D	01/28/2009	30	0	30
2009-4	ENQUIST	STOREY	NARCOTICS	WC	D	02/10/2009	30	0	30
2009-5	ENQUIST	STOREY	NARCOTICS	WC	D	02/17/2009	30	0	30
2ND JUDICIAL DISTRICT (DENVER)									
2009-1	NAVES	MORRISSEY	NARCOTICS	WC	D	03/27/2009	30	0	30
2009-2	NAVES	MORRISSEY	NARCOTICS	WC	D	04/17/2009	30	0	30
2009-3	NAVES	MORRISSEY	NARCOTICS	WC	D	05/02/2009	30	0	30
2009-4	NAVES	SUTHERS	NARCOTICS	WC	D	05/08/2009	30	0	30
2009-5	NAVES	SUTHERS	NARCOTICS	WC	D	05/08/2009	30	0	30
2009-6	NAVES	SUTHERS	NARCOTICS	WC	D	05/14/2009	30	0	30
2009-7	NAVES	SUTHERS	NARCOTICS	WC	D	05/18/2009	30	2	90
2009-8	NAVES	MORRISSEY	NARCOTICS	WC	D	05/21/2009	30	0	30
2009-9	NAVES	SUTHERS	NARCOTICS	WC	D	05/28/2009	30	0	30
2009-10	NAVES	SUTHERS	NARCOTICS	WC	D	05/28/2009	30	1	60
2009-11	NAVES	SUTHERS	NARCOTICS	WC	D	06/03/2009	30	0	30
2009-12	NAVES	SUTHERS	NARCOTICS	WC	D	06/04/2009	30	0	30
2009-13	NAVES	SUTHERS	NARCOTICS	WC	D	06/12/2009	30	0	30
2009-14	NAVES	SUTHERS	NARCOTICS	WC	D	06/15/2009	30	1	60
2009-15	NAVES	SUTHERS	NARCOTICS	WC	D	06/25/2009	30	0	30
2009-16	NAVES	SUTHERS	NARCOTICS	WC	D	06/25/2009	30	0	30
2009-17	NAVES	SUTHERS	NARCOTICS	WC	D	06/25/2009	30	1	60
2009-18	NAVES	SUTHERS	NARCOTICS	WC	D	07/02/2009	30	1	60
2009-19	NAVES	SUTHERS	NARCOTICS	WC	D	07/07/2009	30	1	60
2009-20	NAVES	SUTHERS	NARCOTICS	WC	D	07/10/2009	30	0	30
2009-21	NAVES	SUTHERS	NARCOTICS	WC	D	07/15/2009	30	0	30
2009-22	NAVES	SUTHERS	NARCOTICS	WC	D	07/22/2009	30	0	30
2009-23	NAVES	MORRISSEY	NARCOTICS	WC	D	07/24/2009	30	1	60
2009-24	NAVES	MORRISSEY	NARCOTICS	WC	D	11/05/2009	30	0	30
2008-1	NAVES	MORRISSEY	NARCOTICS	WC	D	12/21/2007	30	1	60
2008-2	NAVES	MORRISSEY	NARCOTICS	WC	D	01/19/2008	30	1	60

¹ The prosecuting official authorized the filing of the application under provisions of the state's statute. (See Table 1 for this state's statutory citation.)

² Type: WC = Cellular or Mobile Telephone (Wire), WS = Standard Telephone (Wire), WO = Other (Wire), OM = Microphone (Oral), OO = Other (Oral), ED = Digital Pager (Electronic), EE = Computer or E-Mail (Electronic), EF = Fax Machine (Electronic), EO = Other (Electronic).

³ Location: D = Portable Device, H = Personal Residence, B = Business, A = Public Area, O = Other Location, R = Roving (Relaxed Specification Order), N = Not Specified.

* The first four digits of the A.O. number represent the year in which the wiretap was terminated. Wiretaps that were terminated prior to 2009 were not reported previously because they were part of ongoing investigations.

TABLE B-1
STATE COLORADO

CALENDAR YEAR 2009

**REPORT BY PROSECUTORS OF COURT-AUTHORIZED INTERCEPTS OF WIRE, ORAL, OR ELECTRONIC COMMUNICATIONS
PURSUANT TO 18 U.S.C. 2519**

A.O. Number *	Number Of Days in Oper- ation ⁴	Average Inter- cepts per Day	Number of ⁵			Costs		Number of					
			Persons Inter- cepted	Intercepts	Incrim- inating Intercepts	Total Cost in \$	Other Than Manpower in \$	Arrests	Trials	Motions to Suppress Intercepts ⁶			Persons Con- victed
										G	D	P	
1ST JUDICIAL DISTRICT (JEFFERSON)													
2009-1	30	28	15	835	209	-	-	-	-	-	-	-	-
2009-2	30	3	5	80	30	302,347	18,200	-	-	-	-	-	-
2009-3	30	4	18	109	1	RELATED TO NO. 2009-2		-	-	-	-	-	-
2009-4	30	40	37	1,191	314	RELATED TO NO. 2009-2		-	-	-	-	-	-
2009-5	18	14	12	247	65	RELATED TO NO. 2009-2		-	-	-	-	-	-
2ND JUDICIAL DISTRICT (DENVER)													
2009-1	30	121	20	3,640	1,011	46,355	300	9	-	-	1	1	6
2009-2	29	35	10	1,024	155	RELATED TO NO. 2009-1		RELATED TO NO. 2009-1					
2009-3	24	150	20	3,602	846	RELATED TO NO. 2009-1		RELATED TO NO. 2009-1					
2009-4	10	379	96	3,787	50	197,000	17,000	45	-	-	-	-	4
2009-5	20	121	47	2,419	479	166,703	24,703	13	-	-	-	-	5
2009-6	28	612	259	17,142	1,152	RELATED TO NO. 2009-4		RELATED TO NO. 2009-4					
2009-7	86	160	225	13,791	1,695	RELATED TO NO. 2009-4		RELATED TO NO. 2009-4					
2009-8	5	198	12	989	106	RELATED TO NO. 2009-1		RELATED TO NO. 2009-1					
2009-9	8	1	6	8	-	RELATED TO NO. 2009-5		RELATED TO NO. 2009-5					
2009-10	32	59	84	1,900	491	RELATED TO NO. 2009-5		RELATED TO NO. 2009-5					
2009-11	27	28	31	750	103	RELATED TO NO. 2009-4		RELATED TO NO. 2009-4					
2009-12	6	1	5	8	-	RELATED TO NO. 2009-5		RELATED TO NO. 2009-5					
2009-13	15	58	48	867	364	RELATED TO NO. 2009-5		RELATED TO NO. 2009-5					
2009-14	59	154	215	9,085	740	RELATED TO NO. 2009-4		RELATED TO NO. 2009-4					
2009-15	18	2	30	27	2	RELATED TO NO. 2009-4		RELATED TO NO. 2009-4					
2009-16	30	11	21	332	11	RELATED TO NO. 2009-4		RELATED TO NO. 2009-4					
2009-17	49	56	128	2,734	358	RELATED TO NO. 2009-4		RELATED TO NO. 2009-4					
2009-18	42	281	135	11,788	1,210	RELATED TO NO. 2009-4		RELATED TO NO. 2009-4					
2009-19	36	104	62	3,730	260	RELATED TO NO. 2009-4		RELATED TO NO. 2009-4					
2009-20	30	5	20	139	22	RELATED TO NO. 2009-4		RELATED TO NO. 2009-4					
2009-21	30	50	40	1,493	559	RELATED TO NO. 2009-4		RELATED TO NO. 2009-4					
2009-22	26	180	126	4,688	332	RELATED TO NO. 2009-4		RELATED TO NO. 2009-4					
2009-23	60	105	29	6,329	976	49,920	37,440	RELATED TO NO. 2009-1					
2009-24	30	241	17	7,225	1,111	24,960	18,720	RELATED TO NO. 2009-1					
2008-1	60	21	14	1,261	439	9,400	2,500	5	-	-	-	-	-
2008-2	60	1	10	44	20	9,400	2,500	2	-	-	-	-	-

⁴ NI indicates never installed. I indicates installed but never used. NP indicates no prosecutor's report.

⁵ NR indicates not reported or could not be determined.

⁶ Motions: G = Granted, D = Denied, P = Pending.

* The first four digits of the A.O. number represent the year in which the wiretap was terminated. Wiretaps that were terminated prior to 2009 were not reported previously because they were part of ongoing investigations.

TABLE B-1
STATE COLORADO

CALENDAR YEAR 2009

**REPORT BY JUDGES OF COURT-AUTHORIZED INTERCEPTS OF WIRE, ORAL, OR ELECTRONIC COMMUNICATIONS
PURSUANT TO 18 U.S.C. 2519**

A.O. Number *	Authorizing Official		Offense Specified	Intercept		Date of Application	Authorized Length		
	Judge	Prosecutor ¹		Type ²	Location ³		Original Order (Days)	Number of Extensions	Total Length (Days)
2ND JUDICIAL DISTRICT (DENVER) (CONTINUED)									
2008-3	NAVES	MORRISSEY	NARCOTICS	WC	D	03/03/2008	30	0	30
4TH JUDICIAL DISTRICT (EL PASO)									
2009-1	SAMELSON	MAY	NARCOTICS	WC	D	12/18/2008	30	0	30
2009-2	SAMELSON	MAY	NARCOTICS	WC	D	12/23/2008	30	0	30
2009-3	SAMELSON	MAY	NARCOTICS	WC	D	01/08/2009	30	1	60
2009-4	KANE	MAY	NARCOTICS	WC	D	02/04/2009	30	3	120
2009-5	SAMELSON	MAY	NARCOTICS	WC	D	02/09/2009	30	0	30
2009-6	SAMELSON	MAY	NARCOTICS	WC	D	03/09/2009	30	3	120
2009-7	SAMELSON	MAY	NARCOTICS	WC	D	03/10/2009	30	2	90
2009-8	SAMELSON	MAY	NARCOTICS	WC	D	03/10/2009	30	0	30
2009-9	SAMELSON	MAY	NARCOTICS	WC	D	03/11/2009	30	0	30
2009-10	SAMELSON	MAY	NARCOTICS	WC	D	03/12/2009	30	0	30
2009-11	SAMELSON	MAY	NARCOTICS	WC	D	03/19/2009	30	0	30
2009-12	SCHWARTZ	MAY	NARCOTICS	WC	D	04/14/2009	30	1	60
2009-13	SAMELSON	MAY	NARCOTICS	WC	D	04/17/2009	30	1	60
2009-14	SAMELSON	MAY	NARCOTICS	WC	D	04/21/2009	30	0	30
2009-15	SAMELSON	MAY	NARCOTICS	WC	D	05/01/2009	30	0	30
2009-16	SAMELSON	MAY	NARCOTICS	WC	D	05/08/2009	30	0	30
2009-17	SHAKES	MAY	NARCOTICS	WC	D	05/14/2009	30	0	30
2009-18	SAMELSON	MAY	NARCOTICS	WC	D	05/18/2009	30	0	30
2009-19	SAMELSON	MAY	NARCOTICS	WC,EO	D	05/18/2009	30	0	30
2009-20	KANE	MAY	NARCOTICS	WC	D	06/03/2009	30	0	30
2009-21	KANE	MAY	NARCOTICS	WC	D	06/04/2009	30	0	30
2009-22	SAMELSON	MAY	NARCOTICS	WC	D	06/24/2009	30	0	30
2009-23	SAMELSON	MAY	NARCOTICS	WC,EO	D	07/07/2009	30	0	30
2009-24	SCHEMER	COREY	NARCOTICS	WC,TX	D	07/13/2009	30	0	30
2009-25	SCHEMER	COREY	NARCOTICS	WC,TX	D	07/17/2009	30	0	30
2009-26	SCHEMER	COREY	NARCOTICS	WC	D	07/20/2009	30	0	30
2009-27	SCHEMER	COREY	NARCOTICS	WC,TX	D	07/20/2009	30	0	30
2009-28	SCHEMER	COREY	NARCOTICS	WC,TX	D	07/22/2009	30	0	30
2009-29	SCHEMER	COREY	NARCOTICS	WC,TX	D	07/22/2009	30	0	30
2009-30	SAMELSON	MAY	NARCOTICS	WC,EO	D	07/22/2009	30	2	90

¹ The prosecuting official authorized the filing of the application under provisions of the state's statute. (See Table 1 for this state's statutory citation.)

² Type: WC = Cellular or Mobile Telephone (Wire), WS = Standard Telephone (Wire), WO = Other (Wire), OM = Microphone (Oral), OO = Other (Oral), ED = Digital Pager (Electronic), EE = Computer or E-Mail (Electronic), EF = Fax Machine (Electronic), EO = Other (Electronic).

³ Location: D = Portable Device, H = Personal Residence, B = Business, A = Public Area, O = Other Location, R = Roving (Relaxed Specification Order), N = Not Specified.

* The first four digits of the A.O. number represent the year in which the wiretap was terminated. Wiretaps that were terminated prior to 2009 were not reported previously because they were part of ongoing investigations.

TABLE B-1
STATE COLORADO

CALENDAR YEAR 2009

**REPORT BY PROSECUTORS OF COURT-AUTHORIZED INTERCEPTS OF WIRE, ORAL, OR ELECTRONIC COMMUNICATIONS
PURSUANT TO 18 U.S.C. 2519**

A.O. Number *	Number Of Days in Oper- ation ⁴	Average Inter- cepts per Day	Number of ⁵			Costs		Number of					
			Persons Inter- cepted	Intercepts	Incrim- inating Intercepts	Total Cost in \$	Other Than Manpower in \$	Arrests	Trials	Motions to Suppress Intercepts ⁶			Persons Con- victed
										G	D	P	
2ND JUDICIAL DISTRICT (DENVER) (CONTINUED)													
2008-3	9	34	10	304	87	6,000	2,500	2	-	-	-	-	-
4TH JUDICIAL DISTRICT (EL PASO)													
2009-1	18	20	27	368	64	17,748	3,100	4	-	-	-	-	-
2009-2	30	89	23	2,658	1,042	27,512	3,100	RELATED TO NO. 2009-1					
2009-3	48	158	33	7,587	2,905	42,160	3,100	RELATED TO NO. 2009-1					
2009-4	106	45	45	4,803	1,352	98,779	12,520	RELATED TO NO. 2009-1					
2009-5	28	195	14	5,464	123	54,018	2,200	-	-	-	-	-	-
2009-6	95	260	51	24,733	8,103	89,090	12,520	RELATED TO NO. 2009-1					
2009-7	80	41	70	3,307	804	74,491	9,390	RELATED TO NO. 2009-1					
2009-8	30	61	28	1,829	161	27,542	3,130	RELATED TO NO. 2009-1					
2009-9	30	98	23	2,929	352	54,919	3,100	-	-	-	-	-	-
2009-10	30	94	8	2,822	68	32,820	3,100	RELATED TO NO. 2009-1					
2009-11	30	52	34	1,555	397	54,919	3,100	RELATED TO NO. 2009-13					
2009-12	60	135	47	8,096	1,293	44,400	4,400	8	-	-	-	-	2
2009-13	53	98	35	5,176	1,299	105,292	6,200	4	-	-	-	-	-
2009-14	NI	-	-	-	-	-	-	-	-	-	-	-	-
2009-15	29	58	8	1,676	63	31,828	3,100	4	-	-	-	-	-
2009-16	30	92	34	2,758	1,027	27,543	3,130	RELATED TO NO. 2009-1					
2009-17	30	57	26	1,701	349	21,700	1,700	1	-	-	-	-	-
2009-18	15	23	14	346	60	15,336	3,130	RELATED TO NO. 2009-1					
2009-19	3	46	6	139	13	5,571	3,130	RELATED TO NO. 2009-1					
2009-20	30	111	19	3,343	480	27,543	3,130	RELATED TO NO. 2009-1					
2009-21	30	52	37	1,558	85	52,646	3,100	-	-	-	-	-	-
2009-22	10	47	14	466	109	8,877	3,130	RELATED TO NO. 2009-1					
2009-23	8	-	-	-	-	5,100	3,100	-	-	-	-	-	-
2009-24	14	20	45	281	51	RELATED TO NO. 2009-10		RELATED TO NO. 2009-10					
2009-25	10	13	17	133	33	RELATED TO NO. 2009-10		RELATED TO NO. 2009-10					
2009-26	21	33	33	689	115	RELATED TO NO. 2009-10		RELATED TO NO. 2009-10					
2009-27	21	127	117	2,674	119	RELATED TO NO. 2009-10		RELATED TO NO. 2009-10					
2009-28	25	3	5	64	6	RELATED TO NO. 2009-10		RELATED TO NO. 2009-10					
2009-29	18	23	54	409	57	RELATED TO NO. 2009-10		RELATED TO NO. 2009-10					
2009-30	76	38	30	2,880	666	59,966	9,300	15	-	-	-	-	-

⁴ NI indicates never installed. I indicates installed but never used. NP indicates no prosecutor's report.

⁵ NR indicates not reported or could not be determined.

⁶ Motions: G = Granted, D = Denied, P = Pending.

* The first four digits of the A.O. number represent the year in which the wiretap was terminated. Wiretaps that were terminated prior to 2009 were not reported previously because they were part of ongoing investigations.

TABLE B-1
STATE COLORADO

CALENDAR YEAR 2009

**REPORT BY JUDGES OF COURT-AUTHORIZED INTERCEPTS OF WIRE, ORAL, OR ELECTRONIC COMMUNICATIONS
PURSUANT TO 18 U.S.C. 2519**

A.O. Number *	Authorizing Official		Offense Specified	Intercept		Date of Application	Authorized Length		
	Judge	Prosecutor ¹		Type ²	Location ³		Original Order (Days)	Number of Extensions	Total Length (Days)
4TH JUDICIAL DISTRICT (EL PASO) (CONTINUED)									
2009-31	SCHEMER	COREY	NARCOTICS	WC,TX	D	07/28/2009	30	0	30
2009-32	SCHEMER	COREY	NARCOTICS	WC,TX	D	07/28/2009	30	0	30
2009-33	SAMELSON	MAY	NARCOTICS	WC	D	07/30/2009	30	0	30
2009-34	SCHEMER	COREY	NARCOTICS	WC,TX	D	08/04/2009	30	0	30
2009-35	SAMELSON	MAY	NARCOTICS	WC,EO	D	08/06/2009	30	0	30
2009-36	SCHEMER	COREY	NARCOTICS	WC,TX	D	08/07/2009	30	0	30
2009-37	SAMELSON	MAY	NARCOTICS	WC,EO	D	08/10/2009	30	0	30
2009-38	SAMELSON	MAY	NARCOTICS	WC,EO	D	08/14/2009	30	0	30
2009-39	SAMELSON	MAY	NARCOTICS	WC	D	08/19/2009	30	0	30
2009-40	SAMELSON	MAY	NARCOTICS	WC,EO	D	08/27/2009	30	0	30
2009-41	KANE	MAY	NARCOTICS	WC,EO	D	09/22/2009	30	0	30
2009-42	WEATHERBY	COREY	NARCOTICS	WC	D	09/24/2009	30	1	60
2009-43	WEATHERBY	COREY	NARCOTICS	WC	D	09/24/2009	30	0	30
2009-44	WEATHERBY	COREY	NARCOTICS	WC	D	09/24/2009	30	1	60
2009-45	WEATHERBY	COREY	NARCOTICS	WC	D	09/30/2009	30	0	30
2009-46	DAY	ECKLEY	NARCOTICS	WC	D	10/05/2009	30	0	30
2009-47	WEATHERBY	COREY	NARCOTICS	WC	D	10/09/2009	30	1	55
2009-48	WEATHERBY	COREY	NARCOTICS	WC	D	10/14/2009	30	0	30
2009-49	WEATHERBY	COREY	NARCOTICS	WC	D	10/22/2009	30	0	30
2009-50	WEATHERBY	COREY	NARCOTICS	WC	D	10/22/2009	30	1	60
2009-51	WEATHERBY	COREY	NARCOTICS	WC	D	11/03/2009	30	0	30
2009-52	WEATHERBY	COREY	NARCOTICS	WC	D	11/03/2009	30	0	30
2009-53	WEATHERBY	COREY	NARCOTICS	WC	D	11/03/2009	30	0	30
2009-54	WEATHERBY	COREY	NARCOTICS	WC	D	11/18/2009	30	0	30
2009-55	SAMELSON	MAY	NARCOTICS	WC,EO	D	11/23/2009	30	0	30
2009-56	SAMELSON	MAY	NARCOTICS	WC,EO	D	11/24/2009	30	0	30
6TH JUDICIAL DISTRICT (LA PLATA)									
2009-1	LYMAN	RISBERG	NARCOTICS	WC	D	04/21/2009	30	0	30
2009-2	LYMAN	RISBERG	NARCOTICS	WC	D	05/22/2009	30	2	90
2009-3	LYMAN	RISBERG	NARCOTICS	WC	D	07/09/2009	30	0	30
8TH JUDICIAL DISTRICT (JACKSON/LARIMER)									
2009-1	BLAIR	ABRAHAMSON	NARCOTICS	WC	D	09/30/2009	30	0	30

¹ The prosecuting official authorized the filing of the application under provisions of the state's statute. (See Table 1 for this state's statutory citation.)

² Type: WC = Cellular or Mobile Telephone (Wire), WS = Standard Telephone (Wire), WO = Other (Wire), OM = Microphone (Oral), OO = Other (Oral), ED = Digital Pager (Electronic), EE = Computer or E-Mail (Electronic), EF = Fax Machine (Electronic), EO = Other (Electronic).

³ Location: D = Portable Device, H = Personal Residence, B = Business, A = Public Area, O = Other Location, R = Roving (Relaxed Specification Order), N = Not Specified.

* The first four digits of the A.O. number represent the year in which the wiretap was terminated. Wiretaps that were terminated prior to 2009 were not reported previously because they were part of ongoing investigations.

TABLE B-1
STATE COLORADO

CALENDAR YEAR 2009

**REPORT BY PROSECUTORS OF COURT-AUTHORIZED INTERCEPTS OF WIRE, ORAL, OR ELECTRONIC COMMUNICATIONS
PURSUANT TO 18 U.S.C. 2519**

A.O. Number *	Number Of Days in Oper- ation ⁴	Average Inter- cepts per Day	Number of ⁵			Costs		Number of						
			Persons Inter- cepted	Intercepts	Incrim- inating Intercepts	Total Cost in \$	Other Than Manpower in \$	Arrests	Trials	Motions to Suppress Intercepts ⁶			Persons Con- victed	
										G	D	P		
4TH JUDICIAL DISTRICT (EL PASO) (CONTINUED)														
2009-31	20	17	65	337	64	RELATED TO NO. 2009-10		RELATED TO NO. 2009-10						
2009-32	14	5	10	65	15	RELATED TO NO. 2009-10		RELATED TO NO. 2009-10						
2009-33	30	18	8	547	92	20,625	625	-	-	-	-	-	-	
2009-34	13	103	139	1,336	66	RELATED TO NO. 2009-10		RELATED TO NO. 2009-10						
2009-35	17	77	11	1,315	201	14,493	3,100	RELATED TO NO. 2009-1						
2009-36	10	2	7	17	4	RELATED TO NO. 2009-10		RELATED TO NO. 2009-10						
2009-37	30	24	16	723	123	27,543	3,130	RELATED TO NO. 2009-1						
2009-38	30	59	30	1,764	98	27,543	3,130	-	-	-	-	-	-	
2009-39	17	58	31	985	156	29,009	3,100	-	-	-	-	-	-	
2009-40	30	43	24	1,286	127	23,100	3,100	1	-	-	-	-	-	
2009-41	6	-	-	-	-	6,269	2,200	-	-	-	-	-	-	
2009-42	57	91	207	5,174	380	RELATED TO NO. 2009-54		RELATED TO NO. 2009-54						
2009-43	30	186	130	5,595	304	RELATED TO NO. 2009-54		RELATED TO NO. 2009-54						
2009-44	57	54	353	3,093	147	RELATED TO NO. 2009-54		RELATED TO NO. 2009-54						
2009-45	23	206	282	4,737	1,001	RELATED TO NO. 2009-54		RELATED TO NO. 2009-54						
2009-46	30	39	14	1,171	15	30,500	18,500	-	-	-	-	-	-	
2009-47	55	142	200	7,833	267	RELATED TO NO. 2009-54		RELATED TO NO. 2009-54						
2009-48	20	34	56	677	22	RELATED TO NO. 2009-54		RELATED TO NO. 2009-54						
2009-49	26	25	31	659	55	RELATED TO NO. 2009-54		RELATED TO NO. 2009-54						
2009-50	55	218	379	11,988	278	RELATED TO NO. 2009-54		RELATED TO NO. 2009-54						
2009-51	30	67	66	2,013	236	RELATED TO NO. 2009-54		RELATED TO NO. 2009-54						
2009-52	30	400	379	11,988	278	RELATED TO NO. 2009-54		RELATED TO NO. 2009-54						
2009-53	30	3	5	77	8	RELATED TO NO. 2009-54		RELATED TO NO. 2009-54						
2009-54	23	2	9	55	5	85,400	5,000	19	-	-	-	-	-	
2009-55	30	77	45	2,322	426	27,513	3,100	-	-	-	-	-	-	
2009-56	15	15	21	228	45	13,302	3,130	-	-	-	-	-	-	
6TH JUDICIAL DISTRICT (LA PLATA)														
2009-1	30	14	74	407	125	30,000	3,000	4	-	-	-	-	3	
2009-2	76	40	74	3,002	608	71,400	3,000	RELATED TO NO. 2009-1						
2009-3	22	24	17	520	211	22,800	3,000	RELATED TO NO. 2009-1						
8TH JUDICIAL DISTRICT (JACKSON/LARIMER)														
2009-1	22	178	84	3,926	764	14,548	2,580	-	-	-	-	-	-	

⁴ NI indicates never installed. I indicates installed but never used. NP indicates no prosecutor's report.

⁵ NR indicates not reported or could not be determined.

⁶ Motions: G = Granted, D = Denied, P = Pending.

* The first four digits of the A.O. number represent the year in which the wiretap was terminated. Wiretaps that were terminated prior to 2009 were not reported previously because they were part of ongoing investigations.

TABLE B-1
STATE COLORADO

CALENDAR YEAR 2009

**REPORT BY JUDGES OF COURT-AUTHORIZED INTERCEPTS OF WIRE, ORAL, OR ELECTRONIC COMMUNICATIONS
PURSUANT TO 18 U.S.C. 2519**

A.O. Number *	Authorizing Official		Offense Specified	Intercept		Date of Application	Authorized Length		
	Judge	Prosecutor ¹		Type ²	Location ³		Original Order (Days)	Number of Extensions	Total Length (Days)
8TH JUDICIAL DISTRICT (JACKSON/LARIMER) (CONTINUED)									
2009-2	BLAIR	ABRAHAMSON	NARCOTICS	WC	D	10/14/2009	30	0	30
2009-3	BLAIR	ABRAHAMSON	NARCOTICS	WC	D	10/25/2009	30	1	60
9TH JUDICIAL DISTRICT (GARFIELD, PITKIN, RIO BLANCO)									
2009-1	LYNCH	BEESON	NARCOTICS	WC	D	02/04/2009	30	2	90
2009-2	LYNCH	BEESON	NARCOTICS	WC	D	02/13/2009	30	2	90
2009-3	LYNCH	BEESON	NARCOTICS	WC	D	02/26/2009	30	1	60
2009-4	LYNCH	BEESON	NARCOTICS	WC	D	03/16/2009	30	0	30
2009-5	LYNCH	BEESON	NARCOTICS	WC	D	03/31/2009	30	1	60
2009-6	LYNCH	BEESON	NARCOTICS	WC	D	04/03/2009	30	0	30
2009-7	LYNCH	BEESON	NARCOTICS	WC	D	04/17/2009	30	1	60
10TH JUDICIAL DISTRICT (PUEBLO)									
2009-1	REYES	THIEBAUT	NARCOTICS	WC	D	02/27/2009	30	0	30
2009-2	REYES	THIEBAUT	NARCOTICS	WC	D	02/27/2009	30	0	30
2009-3	CROCKENBERG	THIEBAUT	NARCOTICS	WC	D	03/10/2009	30	0	30
2009-4	CROCKENBERG	THIEBAUT	NARCOTICS	WC	D	03/18/2009	30	0	30
2009-5	CROCKENBERG	THIEBAUT	NARCOTICS	WC	D	04/09/2009	30	1	60
2009-6	FLESHER	THIEBAUT	NARCOTICS	WC	D	05/04/2009	30	0	30
2009-7	FLESHER	THIEBAUT	NARCOTICS	WC	D	05/04/2009	30	0	30
2009-8	MATTOON	THIEBAUT	NARCOTICS	WC	D	06/02/2009	30	0	30
2009-9	MATTOON	THIEBAUT	NARCOTICS	WC	D	06/02/2009	30	0	30
2009-10	FLESHER	THIEBAUT	NARCOTICS	WC	D	06/15/2009	30	0	30
2009-11	FLESHER	THIEBAUT	NARCOTICS	WC	D	06/15/2009	30	0	30
2009-12	MATTOON	THIEBAUT	NARCOTICS	WC	D	07/15/2009	30	0	30
19TH JUDICIAL DISTRICT (WELD)									
2009-1	KOPCOW	MILLER	NARCOTICS	WC	D	01/09/2009	30	0	30
2009-2	KOPCOW	MILLER	NARCOTICS	WC	D	01/23/2009	30	0	30
2009-3	KOPCOW	MILLER	NARCOTICS	WC	D	02/05/2009	30	0	30
21ST JUDICIAL DISTRICT (MESA)									
2009-1	BOTTGER	RUBINSTEIN	NARCOTICS	WC	D	03/05/2009	19	0	19
2009-2	BOTTGER	RUBINSTEIN	NARCOTICS	WC	D	03/07/2009	30	0	30

¹ The prosecuting official authorized the filing of the application under provisions of the state's statute. (See Table 1 for this state's statutory citation.)

² Type: WC = Cellular or Mobile Telephone (Wire), WS = Standard Telephone (Wire), WO = Other (Wire), OM = Microphone (Oral), OO = Other (Oral), ED = Digital Pager (Electronic), EE = Computer or E-Mail (Electronic), EF = Fax Machine (Electronic), EO = Other (Electronic).

³ Location: D = Portable Device, H = Personal Residence, B = Business, A = Public Area, O = Other Location, R = Roving (Relaxed Specification Order), N = Not Specified.

* The first four digits of the A.O. number represent the year in which the wiretap was terminated. Wiretaps that were terminated prior to 2009 were not reported previously because they were part of ongoing investigations.

TABLE B-1
STATE COLORADO

CALENDAR YEAR 2009

**REPORT BY PROSECUTORS OF COURT-AUTHORIZED INTERCEPTS OF WIRE, ORAL, OR ELECTRONIC COMMUNICATIONS
PURSUANT TO 18 U.S.C. 2519**

A.O. Number *	Number Of Days in Oper- ation ⁴	Average Inter- cepts per Day	Number of ⁵			Costs		Number of					
			Persons Inter- cepted	Intercepts	Incrim- inating Intercepts	Total Cost in \$	Other Than Manpower in \$	Arrests	Trials	Motions to Suppress Intercepts ⁶			Persons Con- victed
										G	D	P	
8TH JUDICIAL DISTRICT (JACKSON/LARIMERO) (CONTINUED)													
2009-2	29	274	78	7,959	486	15,509	1,700	-	-	-	-	-	-
2009-3	58	85	184	4,955	525	63,539	4,200	-	-	-	-	-	-
9TH JUDICIAL DISTRICT (GARFIELD, PITKIN, RIO BLANCO)													
2009-1	90	20	53	1,769	488	80,640	-	5	-	-	-	-	-
2009-2	60	NR	NR	NR	NR	RELATED TO NO. 2009-1		RELATED TO NO. 2009-1					
2009-3	23	13	33	301	123	RELATED TO NO. 2009-1		RELATED TO NO. 2009-1					
2009-4	30	6	23	172	59	RELATED TO NO. 2009-1		RELATED TO NO. 2009-1					
2009-5	17	-	-	-	-	RELATED TO NO. 2009-1		RELATED TO NO. 2009-1					
2009-6	30	25	32	751	285	RELATED TO NO. 2009-1		RELATED TO NO. 2009-1					
2009-7	60	27	49	1,594	382	-	-	RELATED TO NO. 2009-1					
10TH JUDICIAL DISTRICT (PUEBLO)													
2009-1	20	146	42	2,916	256	8,360	-	-	-	-	-	-	-
2009-2	7	29	10	204	22	2,926	-	-	-	-	-	-	-
2009-3	NI	-	-	-	-	-	-	-	-	-	-	-	-
2009-4	30	74	28	2,228	579	52,374	-	-	-	-	-	-	-
2009-5	55	54	63	2,952	1,086	117,520	26,200	-	-	-	-	-	-
2009-6	30	12	17	356	49	50,171	625	-	-	-	-	-	-
2009-7	30	31	30	925	87	51,246	1,700	-	-	-	-	-	-
2009-8	30	48	-	1,439	273	54,918	3,100	-	-	-	-	-	-
2009-9	20	77	39	1,533	107	37,378	3,100	-	-	-	-	-	-
2009-10	26	19	23	495	96	48,028	3,100	-	-	-	-	-	-
2009-11	7	-	-	-	-	9,248	3,100	-	-	-	-	-	-
2009-12	20	6	3	124	6	37,660	3,100	-	-	-	-	-	-
19TH JUDICIAL DISTRICT (WELD)													
2009-1	30	61	30	1,840	317	RELATED TO NO. 2009-2		RELATED TO NO. 2009-2					
2009-2	30	36	30	1,083	151	13,500	2,500	12	-	-	-	-	-
2009-3	12	108	30	1,296	388	RELATED TO NO. 2009-2		RELATED TO NO. 2009-2					
21ST JUDICIAL DISTRICT (MESA)													
2009-1	19	13	35	244	111	14,866	5,000	-	-	-	-	-	-
2009-2	17	11	35	187	21	14,866	5,000	-	-	-	-	-	-

⁴ NI indicates never installed. I indicates installed but never used. NP indicates no prosecutor's report.

⁵ NR indicates not reported or could not be determined.

⁶ Motions: G = Granted, D = Denied, P = Pending.

* The first four digits of the A.O. number represent the year in which the wiretap was terminated. Wiretaps that were terminated prior to 2009 were not reported previously because they were part of ongoing investigations.

TABLE B-1
STATE CONNECTICUT

CALENDAR YEAR 2009

REPORT BY JUDGES OF COURT-AUTHORIZED INTERCEPTS OF WIRE, ORAL, OR ELECTRONIC COMMUNICATIONS
PURSUANT TO 18 U.S.C. 2519

A.O. Number *	Authorizing Official		Offense Specified	Intercept		Date of Application	Authorized Length		
	Judge	Prosecutor ¹		Type ²	Location ³		Original Order (Days)	Number of Extensions	Total Length (Days)
ROCKY HILL									
2009-1	WOODS	KANE	RACKETEERING	WS	H	11/06/2009	30	0	30
2009-2	WOODS	KANE	RACKETEERING	WC	D	11/06/2009	30	0	30
2009-3	WOODS	KANE	RACKETEERING	WC	D	11/30/2009	30	0	30

¹ The prosecuting official authorized the filing of the application under provisions of the state's statute. (See Table 1 for this state's statutory citation.)

² Type: WC = Cellular or Mobile Telephone (Wire), WS = Standard Telephone (Wire), WO = Other (Wire), OM = Microphone (Oral), OO = Other (Oral), ED = Digital Pager (Electronic), EE = Computer or E-Mail (Electronic), EF = Fax Machine (Electronic), EO = Other (Electronic).

³ Location: D = Portable Device, H = Personal Residence, B = Business, A = Public Area, O = Other Location, R = Roving (Relaxed Specification Order), N = Not Specified.

* The first four digits of the A.O. number represent the year in which the wiretap was terminated. Wiretaps that were terminated prior to 2009 were not reported previously because they were part of ongoing investigations.

TABLE B-1

STATE CONNECTICUT

CALENDAR YEAR 2009

**REPORT BY PROSECUTORS OF COURT-AUTHORIZED INTERCEPTS OF WIRE, ORAL, OR ELECTRONIC COMMUNICATIONS
PURSUANT TO 18 U.S.C. 2519**

A.O. Number *	Number Of Days in Oper- ation ⁴	Average Inter- cepts per Day	Number of ⁵			Costs		Number of					
			Persons Inter- cepted	Intercepts	Incrim- inating Intercepts	Total Cost in \$	Other Than Manpower in \$	Arrests	Trials	Motions to Suppress Intercepts ⁶			Persons Con- victed
										G	D	P	
ROCKY HILL													
2009-1	28	58	122	1,616	1,460	2	1	-	-	-	-	-	-
2009-2	28	9	71	262	142	2	1	-	-	-	-	-	-
2009-3	14	2	13	22	5	2	1	-	-	-	-	-	-

⁴ NI indicates never installed. I indicates installed but never used. NP indicates no prosecutor's report.

⁵ NR indicates not reported or could not be determined.

⁶ Motions: G = Granted, D = Denied, P = Pending.

* The first four digits of the A.O. number represent the year in which the wiretap was terminated. Wiretaps that were terminated prior to 2009 were not reported previously because they were part of ongoing investigations.

TABLE B-1
STATE FLORIDA

CALENDAR YEAR 2009

**REPORT BY JUDGES OF COURT-AUTHORIZED INTERCEPTS OF WIRE, ORAL, OR ELECTRONIC COMMUNICATIONS
PURSUANT TO 18 U.S.C. 2519**

A.O. Number *	Authorizing Official		Offense Specified	Intercept		Date of Application	Authorized Length		
	Judge	Prosecutor ¹		Type ²	Location ³		Original Order (Days)	Number of Extensions	Total Length (Days)
4TH JUDICIAL CIRCUIT (DUVAL)									
2009-1	SCHIEMER	COREY	NARCOTICS	WC,TX	D	07/07/2008	30	0	30
2009-2	WEATHERBY	COREY	NARCOTICS	WC	D	03/03/2009	30	0	30
2009-3	WEATHERBY	COREY	NARCOTICS	WC	D	03/11/2009	30	1	60
2009-4	WEATHERBY	COREY	NARCOTICS	WC	D	03/11/2009	30	0	30
2009-5	WEATHERBY	COREY	NARCOTICS	WC	D	03/11/2009	30	0	30
2009-6	WEATHERBY	COREY	NARCOTICS	WC,EO	D	03/16/2009	30	0	30
2009-7	WEATHERBY	COREY	NARCOTICS	WC,TX	D	03/26/2009	30	0	30
2009-8	WEATHERBY	COREY	NARCOTICS	WC,TX	D	03/26/2009	30	0	30
2009-9	SCHIEMER	COREY	NARCOTICS	WC,TX	D	05/11/2009	30	0	30
2009-10	SCHIEMER	COREY	NARCOTICS	WC,TX	D	05/11/2009	30	0	30
2009-11	SCHIEMER	COREY	NARCOTICS	WC,TX	D	05/13/2009	30	1	60
2009-12	SCHIEMER	COREY	NARCOTICS	WC,TX	D	05/26/2009	30	0	30
2009-13	SCHIEMER	COREY	NARCOTICS	WC,TX	D	06/04/2009	30	0	30
2009-14	SCHIEMER	COREY	NARCOTICS	WC,TX	D	06/04/2009	30	0	30
2009-15	SCHIEMER	COREY	NARCOTICS	WC,TX	D	06/17/2009	30	0	30
2009-16	SCHIEMER	COREY	NARCOTICS	WC,TX	D	06/17/2009	30	0	30
2009-17	SCHIEMER	COREY	NARCOTICS	WC,TX	D	06/17/2009	30	1	60
2009-18	SCHIEMER	COREY	NARCOTICS	WC,TX	D	06/17/2009	30	0	30
2009-19	SCHIEMER	COREY	NARCOTICS	WC,TX	D	06/18/2009	30	0	30
2009-20	SCHIEMER	COREY	NARCOTICS	WC,TX	D	06/24/2009	30	0	30
2009-21	SCHIEMER	COREY	NARCOTICS	WC,TX	D	06/25/2009	30	0	30
2009-22	SCHIEMER	COREY	NARCOTICS	WC,TX	D	06/26/2009	30	0	30
2009-23	SCHIEMER	COREY	NARCOTICS	WC,TX	D	07/02/2009	30	0	30
2009-24	SCHIEMER	COREY	NARCOTICS	WC,TX	D	07/07/2009	30	0	30
2009-25	SCHIEMER	COREY	NARCOTICS	WC,TX	D	07/09/2009	30	1	60
2009-26	SCHIEMER	COREY	NARCOTICS	WC,TX	D	07/10/2009	30	0	30
2009-27	SCHIEMER	COREY	NARCOTICS	WC,TX	D	07/13/2009	30	0	30
7TH JUDICIAL CIRCUIT (VOLUSIA)									
2009-1	CLAYTON	ISSETT	NARCOTICS	WC	D	06/04/2009	30	0	30
2009-2	CLAYTON	GILLESPIE	NARCOTICS	WC	D	06/15/2009	30	0	30
2009-3	CLAYTON	BISSETT	NARCOTICS	WC	D	07/07/2009	30	0	30
2009-4	MARRIOTT	BISSETT	NARCOTICS	WC	D	07/30/2009	30	0	30

¹ The prosecuting official authorized the filing of the application under provisions of the state's statute. (See Table 1 for this state's statutory citation.)

² Type: WC = Cellular or Mobile Telephone (Wire), WS = Standard Telephone (Wire), WO = Other (Wire), OM = Microphone (Oral), OO = Other (Oral), ED = Digital Pager (Electronic), EE = Computer or E-Mail (Electronic), EF = Fax Machine (Electronic), EO = Other (Electronic).

³ Location: D = Portable Device, H = Personal Residence, B = Business, A = Public Area, O = Other Location, R = Roving (Relaxed Specification Order), N = Not Specified.

* The first four digits of the A.O. number represent the year in which the wiretap was terminated. Wiretaps that were terminated prior to 2009 were not reported previously because they were part of ongoing investigations.

TABLE B-1
STATE FLORIDA

CALENDAR YEAR 2009

**REPORT BY PROSECUTORS OF COURT-AUTHORIZED INTERCEPTS OF WIRE, ORAL, OR ELECTRONIC COMMUNICATIONS
PURSUANT TO 18 U.S.C. 2519**

A.O. Number *	Number Of Days in Oper- ation ⁴	Average Inter- cepts per Day	Number of ⁵			Costs		Number of					
			Persons Inter- cepted	Intercepts	Incrim- inating Intercepts	Total Cost in \$	Other Than Manpower in \$	Arrests	Trials	Motions to Suppress Intercepts ⁶			Persons Con- victed
										G	D	P	
4TH JUDICIAL CIRCUIT (DUVAL)													
2009-1	28	3	10	73	1	RELATED TO NO. 2009-10		RELATED TO NO. 2009-10					
2009-2	14	140	8	1,957	165	48,000	24,000	8	1	-	-	-	7
2009-3	48	73	6	3,505	491	RELATED TO NO. 2009-2		RELATED TO NO. 2009-2					
2009-4	25	-	1	2	-	RELATED TO NO. 2009-2		RELATED TO NO. 2009-2					
2009-5	15	35	9	524	36	RELATED TO NO. 2009-10		RELATED TO NO. 2009-2					
2009-6	30	46	5	1,373	74	RELATED TO NO. 2009-2		RELATED TO NO. 2009-2					
2009-7	30	40	12	1,187	180	RELATED TO NO. 2009-2		RELATED TO NO. 2009-2					
2009-8	22	39	12	853	39	RELATED TO NO. 2009-2		RELATED TO NO. 2009-2					
2009-9	NI	-	-	-	-	-	-	-	-	-	-	-	-
2009-10	24	67	200	1,611	75	293,000	93,000	27	-	-	-	-	15
2009-11	45	123	230	5,531	329	RELATED TO NO. 2009-10		RELATED TO NO. 2009-10					
2009-12	9	304	140	2,732	156	RELATED TO NO. 2009-10		RELATED TO NO. 2009-10					
2009-13	25	44	130	1,094	184	RELATED TO NO. 2009-10		RELATED TO NO. 2009-10					
2009-14	14	69	70	965	120	RELATED TO NO. 2009-10		RELATED TO NO. 2009-10					
2009-15	21	5	45	107	22	RELATED TO NO. 2009-10		RELATED TO NO. 2009-10					
2009-16	21	51	40	1,064	100	RELATED TO NO. 2009-10		RELATED TO NO. 2009-10					
2009-17	58	116	140	6,710	215	RELATED TO NO. 2009-10		RELATED TO NO. 2009-10					
2009-18	20	96	60	1,918	97	RELATED TO NO. 2009-10		RELATED TO NO. 2009-10					
2009-19	29	261	260	7,577	679	RELATED TO NO. 2009-10		RELATED TO NO. 2009-10					
2009-20	22	106	45	2,330	51	RELATED TO NO. 2009-10		RELATED TO NO. 2009-10					
2009-21	12	15	15	183	41	RELATED TO NO. 2009-10		RELATED TO NO. 2009-10					
2009-22	12	218	23	2,610	80	RELATED TO NO. 2009-10		RELATED TO NO. 2009-10					
2009-23	25	17	35	426	123	RELATED TO NO. 2009-10		RELATED TO NO. 2009-10					
2009-24	10	24	17	236	19	RELATED TO NO. 2009-10		RELATED TO NO. 2009-10					
2009-25	38	10	23	389	41	RELATED TO NO. 2009-10		RELATED TO NO. 2009-10					
2009-26	16	28	13	456	20	RELATED TO NO. 2009-10		RELATED TO NO. 2009-10					
2009-27	14	9	23	122	15	RELATED TO NO. 2009-10		RELATED TO NO. 2009-10					
7TH JUDICIAL CIRCUIT (VOLUSIA)													
2009-1	30	112	10	3,364	704	11,000	1,000	24	-	-	-	-	-
2009-2	30	75	10	2,246	89	11,000	1,000	-	-	-	-	-	-
2009-3	30	46	10	1,368	217	11,000	1,000	RELATED TO NO. 2009-1					
2009-4	30	80	10	2,415	446	11,000	1,000	RELATED TO NO. 2009-1					

⁴ NI indicates never installed. I indicates installed but never used. NP indicates no prosecutor's report.

⁵ NR indicates not reported or could not be determined.

⁶ Motions: G = Granted, D = Denied, P = Pending.

* The first four digits of the A.O. number represent the year in which the wiretap was terminated. Wiretaps that were terminated prior to 2009 were not reported previously because they were part of ongoing investigations.

**TABLE B-1
STATE FLORIDA**

CALENDAR YEAR 2009

**REPORT BY JUDGES OF COURT-AUTHORIZED INTERCEPTS OF WIRE, ORAL, OR ELECTRONIC COMMUNICATIONS
PURSUANT TO 18 U.S.C. 2519**

A.O. Number *	Authorizing Official		Offense Specified	Intercept		Date of Application	Authorized Length		
	Judge	Prosecutor ¹		Type ²	Location ³		Original Order (Days)	Number of Extensions	Total Length (Days)
7TH JUDICIAL CIRCUIT (VOLUSIA) (CONTINUED)									
2009-5	CLAYTON	BISSETT	NARCOTICS	WC	D	08/26/2009	30	0	30
2009-6	CLAYTON	BISSETT	NARCOTICS	WC	D	09/15/2009	30	0	30
9TH JUDICIAL CIRCUIT (ORANGE/OSCEOLA)									
2009-1	BLANC	GILLIESPIE	NARCOTICS	WC	D	02/06/2009	30	0	30
2009-2	LUBET	SHEPHERD	NARCOTICS	WC	D	02/06/2009	30	0	30
2009-3	LEBLANC	LEE	NARCOTICS	WC	D	02/10/2009	30	0	30
2009-4	LEBLANC	LEE	NARCOTICS	WC	D	02/13/2009	30	0	30
2009-5	LUBET	SHEPHERD	NARCOTICS	WC	D	03/03/2009	30	1	60
2009-6	LUBET	SHEPHERD	NARCOTICS	WC	D	03/03/2009	30	1	60
2009-7	LUBET	SHEPHERD	NARCOTICS	WC	D	03/06/2009	30	0	30
2009-8	LEBLANC	LEE	NARCOTICS	WC	D	03/16/2009	30	0	30
2009-9	LUBET	SHEPHERD	NARCOTICS	WC	D	04/09/2009	30	0	30
2009-10	LUBET	WEDGE-MCMILLEN	NARCOTICS	WC	D	06/10/2009	30	0	30
2009-11	LUBET	SHEPHERD	CONSPIRACY	WC	D	06/17/2009	30	0	30
2009-12	LUBET	WEDGE-MCMILLEN	NARCOTICS	WC	D	07/10/2009	30	0	30
2009-13	LUBET	SHEPHERD	CONSPIRACY	WC	D	07/16/2009	30	0	30
2009-14	LUBET	WEDGE-MCMILLEN	NARCOTICS	WC	D	07/24/2009	30	0	30
2009-15	LUBET	SHEPHERD	CONSPIRACY	WC	D	07/30/2009	30	0	30
2009-16	LUBET	SHEPHERD	NARCOTICS	WC	D	08/19/2009	30	0	30
11TH JUDICIAL CIRCUIT (DADE)									
2009-1	LOPEZ	RUNDLE	MURDER	WC	D	04/06/2009	30	1	60
2009-2	WHITE-LABORA	RUNDLE	NARCOTICS	WC	D	09/18/2009	30	0	30
2009-3	WHITE-LABORA	RUNDLE	NARCOTICS	WC	D	11/12/2009	30	0	30
2009-4	WILLIAMS	SHEPHERD	NARCOTICS	WC	D	11/17/2009	30	0	30
18TH JUDICIAL CIRCUIT (BREVARD/SEMINOLE)									
2009-1	CRAWFORD	SHEPHERD	CONSPIRACY	WC	D	02/17/2009	30	1	60
2009-2	CRAWFORD	SHEPHERD	CONSPIRACY	WC	D	02/17/2009	30	1	60
2009-3	CRAWFORD	SHEPHERD	CONSPIRACY	WC	D	03/05/2009	30	0	30
2009-4	CRAWFORD	SHEPHERD	CONSPIRACY	WC	D	03/11/2009	30	0	30
2009-5	EATON	WOLFINGER	NARCOTICS	WC	D	03/30/2009	30	2	90
2009-6	EATON	WOLFINGER	NARCOTICS	WC	D	04/30/2009	30	2	90
2009-7	EATON	WOLFINGER	NARCOTICS	WC	D	05/15/2009	30	0	30

¹ The prosecuting official authorized the filing of the application under provisions of the state's statute. (See Table 1 for this state's statutory citation.)

² Type: WC = Cellular or Mobile Telephone (Wire), WS = Standard Telephone (Wire), WO = Other (Wire), OM = Microphone (Oral), OO = Other (Oral), ED = Digital Pager (Electronic), EE = Computer or E-Mail (Electronic), EF = Fax Machine (Electronic), EO = Other (Electronic).

³ Location: D = Portable Device, H = Personal Residence, B = Business, A = Public Area, O = Other Location, R = Roving (Relaxed Specification Order), N = Not Specified.

* The first four digits of the A.O. number represent the year in which the wiretap was terminated. Wiretaps that were terminated prior to 2009 were not reported previously because they were part of ongoing investigations.

TABLE B-1
STATE FLORIDA

CALENDAR YEAR 2009

REPORT BY PROSECUTORS OF COURT-AUTHORIZED INTERCEPTS OF WIRE, ORAL, OR ELECTRONIC COMMUNICATIONS
PURSUANT TO 18 U.S.C. 2519

A.O. Number *	Number Of Days in Oper- ation ⁴	Average Inter- cepts per Day	Number of ⁵			Costs		Number of						
			Persons Inter- cepted	Intercepts	Incrim- inating Intercepts	Total Cost in \$	Other Than Manpower in \$	Arrests	Trials	Motions to Suppress Intercepts ⁶			Persons Con- victed	
										G	D	P		
7TH JUDICIAL CIRCUIT (VOLUSIA) (CONTINUED)														
2009-5	16	92	10	1,474	260	11,000	2,000	RELATED TO NO. 2009-1						
2009-6	8	104	10	834	11	7,000	1,000	RELATED TO NO. 2009-1						
9TH JUDICIAL CIRCUIT (ORANGE/OSCEOLA)														
2009-1	30	159	93	4,776	4,637	84,020	4,500	22	-	-	-	-	-	
2009-2	30	45	7	1,363	58	281,480	5,480	7	-	-	-	-	-	
2009-3	8	18	19	144	2	8,954	3,090	6	-	-	-	-	1	
2009-4	30	29	77	858	278	23,179	6,270	6	-	-	-	-	-	
2009-5	56	30	8	1,668	43	-	-	8	-	-	-	-	-	
2009-6	56	277	8	15,500	161	281,480	5,480	8	-	-	-	-	-	
2009-7	29	24	7	692	77	140,800	2,800	1	-	-	-	-	-	
2009-8	22	57	66	1,262	333	22,709	8,496	1	-	-	-	-	1	
2009-9	29	86	3	2,487	203	52,490	3,600	-	-	-	-	-	-	
2009-10	28	9	16	245	35	144,870	9,000	13	-	-	-	-	-	
2009-11	30	138	12	4,149	772	51,085	3,000	-	-	-	-	-	-	
2009-12	15	132	16	1,975	504	RELATED TO NO. 2009-10		RELATED TO NO. 2009-10						
2009-13	30	3	12	91	23	37,073	3,000	-	-	-	-	-	-	
2009-14	22	93	16	2,054	397	RELATED TO NO. 2009-10		RELATED TO NO. 2009-10						
2009-15	NI	-	-	-	-	-	-	-	-	-	-	-	-	
2009-16	29	182	12	5,264	793	51,093	3,008	-	-	-	-	-	-	
11TH JUDICIAL CIRCUIT (DADE)														
2009-1	60	125	612	7,484	2,452	85,117	11,280	-	-	-	-	-	-	
2009-2	30	-	-	-	-	-	-	-	-	-	-	-	-	
2009-3	9	627	150	5,645	982	21,130	1,930	-	-	-	-	-	-	
2009-4	29	180	169	5,226	2,435	36,930	1,930	-	-	-	-	-	-	
18TH JUDICIAL CIRCUIT (BREVARD/SEMINOLE)														
2009-1	41	54	109	2,231	75	159,566	12,302	15	-	-	-	-	-	
2009-2	41	103	129	4,206	278	159,566	12,302	RELATED TO NO. 2009-1						
2009-3	22	43	98	941	65	-	-	RELATED TO NO. 2009-1						
2009-4	16	79	108	1,265	16	-	-	RELATED TO NO. 2009-1						
2009-5	90	79	316	7,099	333	30,000	15,000	21	-	-	-	-	4	
2009-6	84	221	335	18,543	397	30,000	15,000	RELATED TO NO. 2009-5						
2009-7	13	56	48	733	15	RELATED TO NO. 2009-5		RELATED TO NO. 2009-5						

⁴ NI indicates never installed. I indicates installed but never used. NP indicates no prosecutor's report.

⁵ NR indicates not reported or could not be determined.

⁶ Motions: G = Granted, D = Denied, P = Pending.

* The first four digits of the A.O. number represent the year in which the wiretap was terminated. Wiretaps that were terminated prior to 2009 were not reported previously because they were part of ongoing investigations.

TABLE B-1
STATE FLORIDA

CALENDAR YEAR 2009

**REPORT BY JUDGES OF COURT-AUTHORIZED INTERCEPTS OF WIRE, ORAL, OR ELECTRONIC COMMUNICATIONS
PURSUANT TO 18 U.S.C. 2519**

A.O. Number *	Authorizing Official		Offense Specified	Intercept		Date of Application	Authorized Length		
	Judge	Prosecutor ¹		Type ²	Location ³		Original Order (Days)	Number of Extensions	Total Length (Days)
18TH JUDICIAL CIRCUIT (BREVARD/SEMINOLE) (CONTINUED)									
2009-8	EATON	WOLFINGER	NARCOTICS	WC	D	06/12/2009	30	0	30
2009-9	EATON	WOLFINGER	NARCOTICS	WC	D	06/24/2009	30	1	60
2009-10	EATON	WOLFINGER	NARCOTICS	WC	D	06/25/2009	30	0	30
2009-11	EATON	WOLFINGER	NARCOTICS	WC	D	07/04/2009	30	1	60
2009-12	GALLUZZO	WOLFINGER	NARCOTICS	WC	D	10/26/2009	30	1	60
2009-13	GALLUZZO	WOLFINGER	NARCOTICS	WC	D	11/18/2009	30	1	60
2009-14	GALLUZZO	WOLFINGER	NARCOTICS	WC	D	11/18/2009	30	0	30
2009-15	GALLUZZO	WOLFINGER	NARCOTICS	WC	D	11/19/2009	30	1	60
2009-16	GALLUZZO	WOLFINGER	NARCOTICS	WC	D	12/17/2009	30	0	30
2009-17	GALLUZZO	WOLFINGER	NARCOTICS	WC	D	12/17/2009	30	0	30
19TH JUDICIAL CIRCUIT (SAINT LUCIE)									
2009-1	VAUGHN	COLTON	RACKETEERING	WC,EO	D	11/18/2008	30	2	90
2009-2	VAUGHN	COLTON	RACKETEERING	WC,EO	D	11/19/2008	30	1	60
2009-3	VAUGHN	COLTON	RACKETEERING	WC	D	11/19/2008	30	1	60
2009-4	VAUGHN	COLTON	RACKETEERING	WC,EO	D	11/25/2008	30	2	90
2009-5	VAUGHN	COLTON	RACKETEERING	WC	D	12/02/2008	30	0	30
2009-6	VAUGHN	COLTON	RACKETEERING	WC	D	12/02/2008	30	0	30
2009-7	VAUGHN	COLTON	RACKETEERING	WC	D	01/05/2009	30	0	30
2009-8	VAUGHN	COLTON	RACKETEERING	WC	D	01/23/2009	30	1	60
2008-3	VAUGHN	COLTON	RACKETEERING	WC,EO	D	12/02/2008	30	0	30

¹ The prosecuting official authorized the filing of the application under provisions of the state's statute. (See Table 1 for this state's statutory citation.)

² Type: WC = Cellular or Mobile Telephone (Wire), WS = Standard Telephone (Wire), WO = Other (Wire), OM = Microphone (Oral), OO = Other (Oral), ED = Digital Pager (Electronic), EE = Computer or E-Mail (Electronic), EF = Fax Machine (Electronic), EO = Other (Electronic).

³ Location: D = Portable Device, H = Personal Residence, B = Business, A = Public Area, O = Other Location, R = Roving (Relaxed Specification Order), N = Not Specified.

* The first four digits of the A.O. number represent the year in which the wiretap was terminated. Wiretaps that were terminated prior to 2009 were not reported previously because they were part of ongoing investigations.

TABLE B-1
STATE FLORIDA

CALENDAR YEAR 2009

REPORT BY PROSECUTORS OF COURT-AUTHORIZED INTERCEPTS OF WIRE, ORAL, OR ELECTRONIC COMMUNICATIONS
PURSUANT TO 18 U.S.C. 2519

A.O. Number *	Number Of Days in Oper- ation ⁴	Average Inter- cepts per Day	Number of ⁵			Costs		Number of						
			Persons Inter- cepted	Intercepts	Incrim- inating Intercepts	Total Cost in \$	Other Than Manpower in \$	Arrests	Trials	Motions to Suppress Intercepts ⁶			Persons Con- victed	
										G	D	P		
18TH JUDICIAL CIRCUIT (BREVARD/SEMINOLE)														
2009-8	3	117	33	351	5	30,000	15,000	RELATED TO NO. 2009-5						
2009-9	60	35	51	2,127	120	30,000	15,000	RELATED TO NO. 2009-5						
2009-10	10	163	70	1,629	103	RELATED TO NO. 2009-5		RELATED TO NO. 2009-5						
2009-11	49	14	30	701	46	30,000	15,000	RELATED TO NO. 2009-5						
2009-12	NP	-	-	-	-	-	-	-	-	-	-	-	-	
2009-13	NP	-	-	-	-	-	-	-	-	-	-	-	-	
2009-14	NP	-	-	-	-	-	-	-	-	-	-	-	-	
2009-15	NP	-	-	-	-	-	-	-	-	-	-	-	-	
2009-16	NP	-	-	-	-	-	-	-	-	-	-	-	-	
2009-17	NP	-	-	-	-	-	-	-	-	-	-	-	-	
19TH JUDICIAL CIRCUIT (SAINT LUCIE)														
2009-1	90	123	334	11,105	238	507,073	2,200	1	-	-	-	-	1	
2009-2	60	108	160	6,481	94	RELATED TO NO. 2009-1		RELATED TO NO. 2009-1						
2009-3	60	434	359	26,025	340	RELATED TO NO. 2009-1		RELATED TO NO. 2009-1						
2009-4	90	65	380	5,820	238	RELATED TO NO. 2009-1		RELATED TO NO. 2009-1						
2009-5	NI	-	-	-	-	-	-	-	-	-	-	-	-	
2009-6	NP	-	-	-	-	-	-	-	-	-	-	-	-	
2009-7	22	205	185	4,515	392	RELATED TO NO. 2009-1		RELATED TO NO. 2009-1						
2009-8	60	28	35	1,706	257	RELATED TO NO. 2009-1		RELATED TO NO. 2009-1						
2008-3	29	156	185	4,515	392	RELATED TO NO. 2009-1		RELATED TO NO. 2009-1						

⁴ NI indicates never installed. I indicates installed but never used. NP indicates no prosecutor's report.

⁵ NR indicates not reported or could not be determined.

⁶ Motions: G = Granted, D = Denied, P = Pending.

* The first four digits of the A.O. number represent the year in which the wiretap was terminated. Wiretaps that were terminated prior to 2009 were not reported previously because they were part of ongoing investigations.

TABLE B-1
STATE GEORGIA

CALENDAR YEAR 2009

**REPORT BY JUDGES OF COURT-AUTHORIZED INTERCEPTS OF WIRE, ORAL, OR ELECTRONIC COMMUNICATIONS
PURSUANT TO 18 U.S.C. 2519**

A.O. Number *	Authorizing Official		Offense Specified	Intercept		Date of Application	Authorized Length		
	Judge	Prosecutor ¹		Type ²	Location ³		Original Order (Days)	Number of Extensions	Total Length (Days)
COBB									
2009-1	STODDARD	HEAD	MURDER	WC	D	08/24/2009	30	0	30
2009-2	STODDARD	HEAD	NARCOTICS	WC	D	08/28/2009	30	0	30
CORDELE									
2009-1	PRIDOEN	FACHINI	NARCOTICS	WC	D	07/23/2009	30	0	30
2009-2	PRIDOEN	FACHINI	NARCOTICS	WC	D	08/03/2009	30	0	30
COWETA									
2009-1	KIRBY	SKANDALAKIS	NARCOTICS	WC	D	05/08/2009	30	0	30
GRIFFIN									
2008-1	CALDWELL	BALLARD	NARCOTICS	WC	D	02/19/2008	30	0	30
GWINNETT									
2009-1	TURNER	PORTER	NARCOTICS	WC	D	11/14/2008	30	1	60
2009-2	TURNER	PORTER	NARCOTICS	WC	D	12/03/2008	30	1	60
2009-3	TURNER	PORTER	NARCOTICS	WC	D	12/18/2008	30	2	90
2009-4	TURNER	PORTER	NARCOTICS	WC	D	01/16/2009	30	0	30
2009-5	TURNER	PORTER	NARCOTICS	WC	D	01/22/2009	30	0	30
2009-6	TURNER	PORTER	NARCOTICS	WC	D	01/23/2009	30	1	60
2009-7	TURNER	PORTER	NARCOTICS	WC	D	01/30/2009	30	0	30
2009-8	CONNER	PORTER	NARCOTICS	WC	D	02/03/2009	30	6	210
2009-9	TURNER	PORTER	NARCOTICS	WC	D	02/05/2009	30	0	30
2009-10	TURNER	PORTER	NARCOTICS	WC	D	02/11/2009	30	0	30
2009-11	BATCHELOR	PORTER	NARCOTICS	WC	D	02/12/2009	30	1	60
2009-12	TURNER	PORTER	NARCOTICS	WC	D	02/27/2009	30	0	30
2009-13	DAVIS	PORTER	NARCOTICS	WC	D	03/20/2009	30	2	90
2009-14	HAMIL	PORTER	NARCOTICS	WC	D	03/26/2009	30	1	60
2009-15	TURNER	PORTER	NARCOTICS	WC	D	04/28/2009	30	0	30
2009-16	CONNER	PORTER	NARCOTICS	WC	D	05/19/2009	30	0	30
2009-17	CONNER	PORTER	NARCOTICS	WC	D	05/19/2009	30	5	180
2009-18	DAVIS	PORTER	NARCOTICS	WC	D	05/29/2009	30	6	210
2009-19	JACKSON	PORTER	NARCOTICS	WC	D	06/11/2009	30	3	120
2009-20	CONNER	PORTER	NARCOTICS	WC	D	06/16/2009	30	0	30
2009-21	CONNER	PORTER	NARCOTICS	WC	D	09/01/2009	30	1	60
2009-22	CONNER	PORTER	NARCOTICS	WC	D	11/09/2009	30	0	30

¹ The prosecuting official authorized the filing of the application under provisions of the state's statute. (See Table 1 for this state's statutory citation.)

² Type: WC = Cellular or Mobile Telephone (Wire), WS = Standard Telephone (Wire), WO = Other (Wire), OM = Microphone (Oral), OO = Other (Oral), ED = Digital Pager (Electronic), EE = Computer or E-Mail (Electronic), EF = Fax Machine (Electronic), EO = Other (Electronic).

³ Location: D = Portable Device, H = Personal Residence, B = Business, A = Public Area, O = Other Location, R = Roving (Relaxed Specification Order), N = Not Specified.

* The first four digits of the A.O. number represent the year in which the wiretap was terminated. Wiretaps that were terminated prior to 2009 were not reported previously because they were part of ongoing investigations.

TABLE B-1
STATE GEORGIA

CALENDAR YEAR 2009

**REPORT BY PROSECUTORS OF COURT-AUTHORIZED INTERCEPTS OF WIRE, ORAL, OR ELECTRONIC COMMUNICATIONS
PURSUANT TO 18 U.S.C. 2519**

A.O. Number *	Number Of Days in Oper- ation ⁴	Average Inter- cepts per Day	Number of ⁵			Costs		Number of						
			Persons Inter- cepted	Intercepts	Incrim- inating Intercepts	Total Cost in \$	Other Than Manpower in \$	Arrests	Trials	Motions to Suppress Intercepts ⁶			Persons Con- victed	
										G	D	P		
COBB														
2009-1	NI	-	-	-	-	-	-	-	-	-	-	-	-	
2009-2	30	58	211	1,750	928	25,120	2,500	-	-	-	-	-	-	
CORDELE														
2009-1	NP	-	-	-	-	-	-	-	-	-	-	-	-	
2009-2	26	134	263	3,489	263	12,443	2,000	-	-	-	-	-	-	
COWETA														
2009-1	30	19	12	571	118	269,587	5,175	-	-	-	-	-	-	
GRIFFIN														
2008-1	30	168	119	5,053	1,525	-	-	34	-	-	-	-	31	
GWINNETT														
2009-1	60	323	278	19,387	1,674	RELATED TO NO. 2008-31		RELATED TO NO. 2008-31						
2009-2	60	41	78	2,451	430	RELATED TO NO. 2008-31		RELATED TO NO. 2008-31						
2009-3	90	46	112	4,137	574	RELATED TO NO. 2008-31		RELATED TO NO. 2008-31						
2009-4	30	1	3	31	12	RELATED TO NO. 2008-31		RELATED TO NO. 2008-31						
2009-5	21	268	2	5,633	1,344	RELATED TO NO. 2009-11		RELATED TO NO. 2009-11						
2009-6	60	190	225	11,426	1,086	RELATED TO NO. 2008-31		RELATED TO NO. 2008-31						
2009-7	30	2	4	61	2	RELATED TO NO. 2008-31								RELATED TO NO. 2008-31
2009-8	207	407	3,131	84,262	12,228	1,260,598	139,630	80	-	-	-	-	-	
2009-9	30	4	7	131	9	RELATED TO NO. 2008-31		RELATED TO NO. 2008-31						
2009-10	30	5	16	159	33	RELATED TO NO. 2008-31		RELATED TO NO. 2008-31						
2009-11	49	115	2	5,633	1,343	121,431	26,600	4	-	-	-	-	-	
2009-12	30	100	68	2,987	382	RELATED TO NO. 2008-31		RELATED TO NO. 2008-31						
2009-13	89	234	528	20,810	4,065	170,800	24,240	1	-	-	-	-	-	
2009-14	60	282	305	16,920	1,504	397,864	18,000	15	-	-	-	-	-	
2009-15	NP	-	-	-	-	-	-	-	-	-	-	-	-	
2009-16	22	-	1	2	NR	30,689	4,620	-	-	-	-	-	-	
2009-17	150	557	3,499	83,566	13,179	1,279,641	146,880	RELATED TO NO. 2009-8						
2009-18	203	266	765	54,049	7,285	RELATED TO NO. 2009-14		RELATED TO NO. 2009-14						
2009-19	120	148	1,009	17,807	2,208	325,580	298,880	3	-	-	-	-	-	
2009-20	27	204	506	5,517	1,287	78,202	19,742	20	-	-	-	8	-	
2009-21	52	146	480	7,572	1,254	68,385	15,355	10	-	-	-	-	-	
2009-22	30	55	40	1,657	181	15,540	1,520	-	-	-	-	-	-	

⁴ NI indicates never installed. I indicates installed but never used. NP indicates no prosecutor's report.

⁵ NR indicates not reported or could not be determined.

⁶ Motions: G = Granted, D = Denied, P = Pending.

* The first four digits of the A.O. number represent the year in which the wiretap was terminated. Wiretaps that were terminated prior to 2009 were not reported previously because they were part of ongoing investigations.

TABLE B-1
STATE GEORGIA

CALENDAR YEAR 2009

**REPORT BY JUDGES OF COURT-AUTHORIZED INTERCEPTS OF WIRE, ORAL, OR ELECTRONIC COMMUNICATIONS
PURSUANT TO 18 U.S.C. 2519**

A.O. Number *	Authorizing Official		Offense Specified	Intercept		Date of Application	Authorized Length		
	Judge	Prosecutor ¹		Type ²	Location ³		Original Order (Days)	Number of Extensions	Total Length (Days)
GWINNETT (CONTINUED)									
2008-31	TURNER	PORTER	NARCOTICS	WC	D	08/12/2008	30	0	30
2008-32	TURNER	PORTER	NARCOTICS	WC	D	08/19/2008	30	0	30
2008-33	TURNER	PORTER	NARCOTICS	WC	D	09/24/2008	30	1	60
2008-34	TURNER	PORTER	NARCOTICS	WC	D	10/28/2008	30	1	60
2008-35	TURNER	PORTER	NARCOTICS	WC	D	11/19/2008	30	0	30
HOUSTON									
2009-1	NUNN	BURKE	NARCOTICS	WC	D	01/13/2009	30	0	30
2008-1	NUNN	BURKE	NARCOTICS	WC	D	02/21/2008	30	1	60
2008-2	LUMSDEN	BURKE	NARCOTICS	WC	D	08/15/2008	30	0	30
2008-3	LUMSDEN	BURKE	NARCOTICS	WC	D	08/29/2008	30	0	30
2008-4	LUMSDEN	BURKE	NARCOTICS	WC	D	09/03/2008	30	0	30
MACON									
2009-1	ENNIS	SIMMS	NARCOTICS	WC	D	07/07/2009	30	0	30
2009-2	ENNIS	SIMMS	NARCOTICS	WC	D	07/18/2009	30	0	30
OGEECHEE									
2009-1	TURNER	MALLARD	NARCOTICS	WC	D	02/14/2009	30	0	30
2009-2	TURNER	MALLARD	NARCOTICS	WC	D	09/16/2009	30	0	30
WAYCROSS									
2009-1	BOGGS	CURRIE	NARCOTICS	WC	D	10/29/2009	30	1	60
2009-2	BOGGS	CURRIE	NARCOTICS	WC	D	12/18/2009	30	0	30

¹ The prosecuting official authorized the filing of the application under provisions of the state's statute. (See Table 1 for this state's statutory citation.)

² Type: WC = Cellular or Mobile Telephone (Wire), WS = Standard Telephone (Wire), WO = Other (Wire), OM = Microphone (Oral), OO = Other (Oral), ED = Digital Pager (Electronic), EE = Computer or E-Mail (Electronic), EF = Fax Machine (Electronic), EO = Other (Electronic).

³ Location: D = Portable Device, H = Personal Residence, B = Business, A = Public Area, O = Other Location, R = Roving (Relaxed Specification Order), N = Not Specified.

* The first four digits of the A.O. number represent the year in which the wiretap was terminated. Wiretaps that were terminated prior to 2009 were not reported previously because they were part of ongoing investigations.

TABLE B-1
STATE GEORGIA

CALENDAR YEAR 2009

REPORT BY PROSECUTORS OF COURT-AUTHORIZED INTERCEPTS OF WIRE, ORAL, OR ELECTRONIC COMMUNICATIONS
PURSUANT TO 18 U.S.C. 2519

A.O. Number *	Number Of Days in Oper- ation ⁴	Average Inter- cepts per Day	Number of ⁵			Costs		Number of						
			Persons Inter- cepted	Intercepts	Incrim- inating Intercepts	Total Cost in \$	Other Than Manpower in \$	Arrests	Trials	Motions to Suppress Intercepts ⁶			Persons Con- victed	
										G	D	P		
GWINNETT (CONTINUED)														
2008-31	30	94	182	2,810	467	692,694	99,000	18	-	-	-	-	4	
2008-32	30	82	78	2,453	1,019	RELATED TO NO. 2008-31		RELATED TO NO. 2008-31						
2008-33	60	29	59	1,756	217	RELATED TO NO. 2008-31		RELATED TO NO. 2008-31						
2008-34	60	93	96	5,576	1,123	RELATED TO NO. 2008-31		RELATED TO NO. 2008-31						
2008-35	30	6	2	194	1	RELATED TO NO. 2008-31		RELATED TO NO. 2008-31						
HOUSTON														
2009-1	29	182	25	5,268	3,793	12,000	2,000	4	-	-	-	-	-	
2008-1	52	24	30	1,269	739	23,000	3,000	16	-	-	-	-	14	
2008-2	30	4	10	114	38	12,000	5,000	-	-	-	-	-	-	
2008-3	5	68	20	341	114	RELATED TO NO. 2008-2		-	-	-	-	-	-	
2008-4	8	48	20	380	54	RELATED TO NO. 2008-2		-	-	-	-	-	-	
MACON														
2009-1	30	31	27	929	94	11,200	1,200	11	-	-	-	-	-	
2009-2	29	84	25	2,439	358	17,000	2,000	RELATED TO NO. 2009-1						
OGEECHEE														
2009-1	30	72	2	2,173	817	5,300	800	14	-	-	-	-	12	
2009-2	30	56	1	1,665	1,665	9,500	2,500	23	-	-	-	-	-	
WAYCROSS														
2009-1	56	56	75	3,155	311	42,358	2,670	-	-	-	-	-	-	
2009-2	30	28	18	855	74	32,698	890	-	-	-	-	-	-	

⁴ NI indicates never installed. I indicates installed but never used. NP indicates no prosecutor's report.

⁵ NR indicates not reported or could not be determined.

⁶ Motions: G = Granted, D = Denied, P = Pending.

* The first four digits of the A.O. number represent the year in which the wiretap was terminated. Wiretaps that were terminated prior to 2009 were not reported previously because they were part of ongoing investigations.

TABLE B-1
STATE ILLINOIS

CALENDAR YEAR 2009

REPORT BY JUDGES OF COURT-AUTHORIZED INTERCEPTS OF WIRE, ORAL, OR ELECTRONIC COMMUNICATIONS
PURSUANT TO 18 U.S.C. 2519

A.O. Number *	Authorizing Official		Offense Specified	Intercept		Date of Application	Authorized Length		
	Judge	Prosecutor ¹		Type ²	Location ³		Original Order (Days)	Number of Extensions	Total Length (Days)
DUPAGE									
2009-1	CULLITON	BIRKETT	NARCOTICS	WC	D	06/29/2009	30	0	30
EDGAR									
2008-1	GARST	SULLIVAN	NARCOTICS	WC	D	01/02/2008	30	0	30
UNION									
2008-1	CAVENESS	JAMES	BURGLARY	WC	D	09/18/2008	30	0	30

¹ The prosecuting official authorized the filing of the application under provisions of the state's statute. (See Table 1 for this state's statutory citation.)

² Type: WC = Cellular or Mobile Telephone (Wire), WS = Standard Telephone (Wire), WO = Other (Wire), OM = Microphone (Oral), OO = Other (Oral), ED = Digital Pager (Electronic), EE = Computer or E-Mail (Electronic), EF = Fax Machine (Electronic), EO = Other (Electronic).

³ Location: D = Portable Device, H = Personal Residence, B = Business, A = Public Area, O = Other Location, R = Roving (Relaxed Specification Order), N = Not Specified.

* The first four digits of the A.O. number represent the year in which the wiretap was terminated. Wiretaps that were terminated prior to 2009 were not reported previously because they were part of ongoing investigations.

TABLE B-1
STATE ILLINOIS

CALENDAR YEAR 2009

REPORT BY PROSECUTORS OF COURT-AUTHORIZED INTERCEPTS OF WIRE, ORAL, OR ELECTRONIC COMMUNICATIONS
PURSUANT TO 18 U.S.C. 2519

A.O. Number *	Number Of Days in Oper- ation ⁴	Average Inter- cepts per Day	Number of ⁵			Costs		Number of					
			Persons Inter- cepted	Intercepts	Incrim- inating Intercepts	Total Cost in \$	Other Than Manpower in \$	Arrests	Trials	Motions to Suppress Intercepts ⁶			Persons Con- victed
										G	D	P	
DUPAGE													
2009-1	30	18	13	539	163	25,500	3,500	6	-	-	-	-	-
EDGAR													
2008-1	NI	-	-	-	-	-	-	-	-	-	-	-	-
UNION													
2008-1	NI	-	-	-	-	-	-	-	-	-	-	-	-

⁴ NI indicates never installed. I indicates installed but never used. NP indicates no prosecutor's report.

⁵ NR indicates not reported or could not be determined.

⁶ Motions: G = Granted, D = Denied, P = Pending.

* The first four digits of the A.O. number represent the year in which the wiretap was terminated. Wiretaps that were terminated prior to 2009 were not reported previously because they were part of ongoing investigations.

TABLE B-1
STATE INDIANA

CALENDAR YEAR 2009

REPORT BY JUDGES OF COURT-AUTHORIZED INTERCEPTS OF WIRE, ORAL, OR ELECTRONIC COMMUNICATIONS
PURSUANT TO 18 U.S.C. 2519

A.O. Number *	Authorizing Official		Offense Specified	Intercept		Date of Application	Authorized Length		
	Judge	Prosecutor ¹		Type ²	Location ³		Original Order (Days)	Number of Extensions	Total Length (Days)
MARION									
2009-1	JENSEN	BRIZZI	NARCOTICS	WC	D	09/12/2008	30	3	120
2009-2	YOUNG	BRIZZI	NARCOTICS	WC	D	12/11/2008	30	1	60
2009-3	YOUNG	BRIZZI	NARCOTICS	WC	D	04/27/2009	30	1	60
2009-4	YOUNG	BRIZZI	NARCOTICS	WC	D	06/09/2009	30	0	30
2008-1	YOUNG	BRIZZI	NARCOTICS	WC	D	05/13/2008	30	1	60
2008-2	YOUNG	BRIZZI	NARCOTICS	WC	D	05/22/2008	30	0	30
2008-3	JENSEN	BRIZZI	NARCOTICS	WC	D	06/18/2008	30	1	60
2008-4	JENSEN	BRIZZI	NARCOTICS	WC	D	07/11/2008	30	1	60
2008-5	JENSEN	BRIZZI	NARCOTICS	WC	D	08/14/2008	30	0	30
2008-6	YOUNG	BRIZZI	NARCOTICS	WC	D	10/22/2008	30	1	60
2008-7	YOUNG	BRIZZI	NARCOTICS	WC	D	10/28/2008	30	0	30

¹ The prosecuting official authorized the filing of the application under provisions of the state's statute. (See Table 1 for this state's statutory citation.)

² Type: WC = Cellular or Mobile Telephone (Wire), WS = Standard Telephone (Wire), WO = Other (Wire), OM = Microphone (Oral), OO = Other (Oral), ED = Digital Pager (Electronic), EE = Computer or E-Mail (Electronic), EF = Fax Machine (Electronic), EO = Other (Electronic).

³ Location: D = Portable Device, H = Personal Residence, B = Business, A = Public Area, O = Other Location, R = Roving (Relaxed Specification Order), N = Not Specified.

* The first four digits of the A.O. number represent the year in which the wiretap was terminated. Wiretaps that were terminated prior to 2009 were not reported previously because they were part of ongoing investigations.

TABLE B-1
STATE INDIANA

CALENDAR YEAR 2009

REPORT BY PROSECUTORS OF COURT-AUTHORIZED INTERCEPTS OF WIRE, ORAL, OR ELECTRONIC COMMUNICATIONS
PURSUANT TO 18 U.S.C. 2519

A.O. Number *	Number Of Days in Oper- ation ⁴	Average Inter- cepts per Day	Number of ⁵			Costs		Number of					
			Persons Inter- cepted	Intercepts	Incrim- inating Intercepts	Total Cost in \$	Other Than Manpower in \$	Arrests	Trials	Motions to Suppress Intercepts ⁶			Persons Con- victed
										G	D	P	
MARION													
2009-1	111	207	75	22,945	550	RELATED TO NO. 2008-1		RELATED TO NO. 2008-1					
2009-2	60	197	50	11,837	116	RELATED TO NO. 2008-1		RELATED TO NO. 2008-1					
2009-3	60	478	175	28,709	1,036	RELATED TO NO. 2008-1		RELATED TO NO. 2008-1					
2009-4	20	286	175	5,715	607	RELATED TO NO. 2008-1		RELATED TO NO. 2008-1					
2008-1	57	92	75	5,256	382	185,000	-	39	-	-	-	-	2
2008-2	26	32	73	834	37	RELATED TO NO. 2008-1		RELATED TO NO. 2008-1					
2008-3	56	108	75	6,050	526	RELATED TO NO. 2008-1		RELATED TO NO. 2008-1					
2008-4	55	101	50	5,578	495	RELATED TO NO. 2008-1		RELATED TO NO. 2008-1					
2008-5	26	116	15	3,014	155	RELATED TO NO. 2008-1		RELATED TO NO. 2008-1					
2008-6	57	6	20	339	47	RELATED TO NO. 2008-1		RELATED TO NO. 2008-1					
2008-7	8	-	-	-	-	RELATED TO NO. 2008-1		RELATED TO NO. 2008-1					

⁴ NI indicates never installed. I indicates installed but never used. NP indicates no prosecutor's report.

⁵ NR indicates not reported or could not be determined.

⁶ Motions: G = Granted, D = Denied, P = Pending.

* The first four digits of the A.O. number represent the year in which the wiretap was terminated. Wiretaps that were terminated prior to 2009 were not reported previously because they were part of ongoing investigations.

TABLE B-1
STATE KANSAS

CALENDAR YEAR 2009

**REPORT BY JUDGES OF COURT-AUTHORIZED INTERCEPTS OF WIRE, ORAL, OR ELECTRONIC COMMUNICATIONS
PURSUANT TO 18 U.S.C. 2519**

A.O. Number *	Authorizing Official		Offense Specified	Intercept		Date of Application	Authorized Length		
	Judge	Prosecutor ¹		Type ²	Location ³		Original Order (Days)	Number of Extensions	Total Length (Days)
SALINE									
2009-1	HERBERT	MITCHELL	NARCOTICS	WC	D	10/06/2009	30	0	30
2009-2	HERBERT	MITCHELL	NARCOTICS	WC	D	11/09/2009	30	0	30

¹ The prosecuting official authorized the filing of the application under provisions of the state's statute. (See Table 1 for this state's statutory citation.)

² Type: WC = Cellular or Mobile Telephone (Wire), WS = Standard Telephone (Wire), WO = Other (Wire), OM = Microphone (Oral), OO = Other (Oral), ED = Digital Pager (Electronic), EE = Computer or E-Mail (Electronic), EF = Fax Machine (Electronic), EO = Other (Electronic).

³ Location: D = Portable Device, H = Personal Residence, B = Business, A = Public Area, O = Other Location, R = Roving (Relaxed Specification Order), N = Not Specified.

* The first four digits of the A.O. number represent the year in which the wiretap was terminated. Wiretaps that were terminated prior to 2009 were not reported previously because they were part of ongoing investigations.

TABLE B-1
STATE KANSAS

CALENDAR YEAR 2009

REPORT BY PROSECUTORS OF COURT-AUTHORIZED INTERCEPTS OF WIRE, ORAL, OR ELECTRONIC COMMUNICATIONS
PURSUANT TO 18 U.S.C. 2519

A.O. Number *	Number Of Days in Oper- ation ⁴	Average Inter- cepts per Day	Number of ⁵			Costs		Number of					
			Persons Inter- cepted	Intercepts	Incrim- inating Intercepts	Total Cost in \$	Other Than Manpower in \$	Arrests	Trials	Motions to Suppress Intercepts ⁶			Persons Con- victed
										G	D	P	
SALINE													
2009-1	21	86	82	1,809	389	20,309	1,700	-	-	-	-	-	-
2009-2	12	71	79	851	319	11,442	1,740	6	-	-	-	-	-

⁴ NI indicates never installed. I indicates installed but never used. NP indicates no prosecutor's report.

⁵ NR indicates not reported or could not be determined.

⁶ Motions: G = Granted, D = Denied, P = Pending.

* The first four digits of the A.O. number represent the year in which the wiretap was terminated. Wiretaps that were terminated prior to 2009 were not reported previously because they were part of ongoing investigations.

TABLE B-1
STATE MARYLAND

CALENDAR YEAR 2009

**REPORT BY JUDGES OF COURT-AUTHORIZED INTERCEPTS OF WIRE, ORAL, OR ELECTRONIC COMMUNICATIONS
PURSUANT TO 18 U.S.C. 2519**

A.O. Number *	Authorizing Official		Offense Specified	Intercept		Date of Application	Authorized Length		
	Judge	Prosecutor ¹		Type ²	Location ³		Original Order (Days)	Number of Extensions	Total Length (Days)
BALTIMORE CITY									
2009-1	NORMAN	TRIMBLE	NARCOTICS	WC	D	02/04/2009	30	0	30
2009-2	NORMAN	TRIMBLE	NARCOTICS	WC	D	02/05/2009	30	0	30
2009-3	NORMAN	TRIMBLE	NARCOTICS	WC	D	02/20/2009	30	0	30
2009-4	CAHILL	MOLONEY	NARCOTICS	WC	D	04/20/2009	30	1	39
2009-5	CAHILL	MOLONEY	NARCOTICS	WC	D	04/20/2009	30	0	30
2009-6	CAHILL	MOLONEY	NARCOTICS	WC	D	04/20/2009	30	0	30
2009-7	CAHILL	MOLONEY	NARCOTICS	WC	D	04/30/2009	30	0	30
2009-8	CAHILL	MOLONEY	NARCOTICS	WC	D	05/04/2009	30	0	30
2009-9	CAHILL	MOLONEY	NARCOTICS	WC	D	05/05/2009	30	0	30
2009-10	CAHILL	MOLONEY	NARCOTICS	WC	D	05/12/2009	30	0	30
2009-11	CAHILL	MOLONEY	NARCOTICS	WC	D	05/18/2009	30	0	30
2009-12	CAHILL	MOLONEY	NARCOTICS	WC	D	05/18/2009	30	0	30
2009-13	NORMAN	TRIMBLE	NARCOTICS	WC	D	10/01/2009	30	0	30
2009-14	NORMAN	TRIMBLE	NARCOTICS	WC	D	10/01/2009	30	0	30
HARFORD									
2009-1	MARSHALL	CASSILLY	NARCOTICS	WC	D	02/24/2009	30	0	30
2009-2	MARSHALL	CASSILLY	NARCOTICS	WC	D	02/24/2009	30	0	30
2009-3	MARSHALL	CASSILLY	NARCOTICS	WC	D	02/24/2009	30	0	30
2009-4	MARSHALL	CASSILLY	NARCOTICS	WC	D	02/24/2009	30	0	30
2009-5	MARSHALL	CASSILLY	NARCOTICS	WC	D	02/24/2009	30	0	30
2009-6	MARSHALL	CASSILLY	NARCOTICS	WC	D	02/24/2009	30	0	30
2009-7	EAVES	CASSILLY	NARCOTICS	WC	D	12/01/2009	30	0	30
2008-18	EAVES	CASSILLY	NARCOTICS	WC	D	10/07/2008	30	2	90
2008-19	EAVES	CASSILLY	NARCOTICS	WC	D	10/07/2008	30	2	90
2008-20	EAVES	CASSILLY	NARCOTICS	WC	D	10/21/2008	30	1	60

¹ The prosecuting official authorized the filing of the application under provisions of the state's statute. (See Table 1 for this state's statutory citation.)

² Type: WC = Cellular or Mobile Telephone (Wire), WS = Standard Telephone (Wire), WO = Other (Wire), OM = Microphone (Oral), OO = Other (Oral), ED = Digital Pager (Electronic), EE = Computer or E-Mail (Electronic), EF = Fax Machine (Electronic), EO = Other (Electronic).

³ Location: D = Portable Device, H = Personal Residence, B = Business, A = Public Area, O = Other Location, R = Roving (Relaxed Specification Order), N = Not Specified.

* The first four digits of the A.O. number represent the year in which the wiretap was terminated. Wiretaps that were terminated prior to 2009 were not reported previously because they were part of ongoing investigations.

TABLE B-1
STATE MARYLAND

CALENDAR YEAR 2009

**REPORT BY PROSECUTORS OF COURT-AUTHORIZED INTERCEPTS OF WIRE, ORAL, OR ELECTRONIC COMMUNICATIONS
PURSUANT TO 18 U.S.C. 2519**

A.O. Number *	Number Of Days in Oper- ation ⁴	Average Inter- cepts per Day	Number of ⁵			Costs		Number of						
			Persons Inter- cepted	Intercepts	Incrim- inating Intercepts	Total Cost in \$	Other Than Manpower in \$	Arrests	Trials	Motions to Suppress Intercepts ⁶			Persons Con- victed	
										G	D	P		
BALTIMORE CITY														
2009-1	22	141	51	3,109	856	117,800	5,000	-	-	-	-	-	-	-
2009-2	21	58	51	1,223	92	RELATED TO NO. 2009-1		-	-	-	-	-	-	-
2009-3	6	104	51	626	61	RELATED TO NO. 2009-1		-	-	-	-	-	-	-
2009-4	39	287	68	11,175	1,062	269,000	10,000	6	-	-	-	-	-	-
2009-5	8	2	-	13	-	RELATED TO NO. 2009-4		RELATED TO NO. 2009-4						
2009-6	22	59	68	1,307	739	RELATED TO NO. 2009-4		RELATED TO NO. 2009-4						
2009-7	1	12	-	12	-	RELATED TO NO. 2009-4		RELATED TO NO. 2009-4						
2009-8	15	130	68	1,949	100	RELATED TO NO. 2009-4		RELATED TO NO. 2009-4						
2009-9	14	46	68	643	30	RELATED TO NO. 2009-4		RELATED TO NO. 2009-4						
2009-10	16	88	68	1,400	731	RELATED TO NO. 2009-4		RELATED TO NO. 2009-4						
2009-11	11	48	68	532	116	RELATED TO NO. 2009-4		RELATED TO NO. 2009-4						
2009-12	11	17	68	188	6	RELATED TO NO. 2009-4		RELATED TO NO. 2009-4						
2009-13	23	70	33	1,605	250	132,400	5,000	-	-	-	-	-	-	-
2009-14	23	54	43	1,246	101	RELATED TO NO. 2009-13		-	-	-	-	-	-	-
HARFORD														
2009-1	NP	-	-	-	-	-	-	-	-	-	-	-	-	-
2009-2	NP	-	-	-	-	-	-	-	-	-	-	-	-	-
2009-3	NP	-	-	-	-	-	-	-	-	-	-	-	-	-
2009-4	NP	-	-	-	-	-	-	-	-	-	-	-	-	-
2009-5	NP	-	-	-	-	-	-	-	-	-	-	-	-	-
2009-6	NP	-	-	-	-	-	-	-	-	-	-	-	-	-
2009-7	29	35	20	1,011	178	-	-	-	-	-	-	-	-	-
2008-18	NI	-	-	-	-	-	-	-	-	-	-	-	-	-
2008-19	NI	-	-	-	-	-	-	-	-	-	-	-	-	-
2008-20	NI	-	-	-	-	-	-	-	-	-	-	-	-	-

⁴ NI indicates never installed. I indicates installed but never used. NP indicates no prosecutor's report.

⁵ NR indicates not reported or could not be determined.

⁶ Motions: G = Granted, D = Denied, P = Pending.

* The first four digits of the A.O. number represent the year in which the wiretap was terminated. Wiretaps that were terminated prior to 2009 were not reported previously because they were part of ongoing investigations.

TABLE B-1
STATE MASSACHUSETTS

CALENDAR YEAR 2009

REPORT BY JUDGES OF COURT-AUTHORIZED INTERCEPTS OF WIRE, ORAL, OR ELECTRONIC COMMUNICATIONS
PURSUANT TO 18 U.S.C. 2519

A.O. Number *	Authorizing Official		Offense Specified	Intercept		Date of Application	Authorized Length		
	Judge	Prosecutor ¹		Type ²	Location ³		Original Order (Days)	Number of Extensions	Total Length (Days)
BERKSHIRE									
2007-1	FORD	CAPELESS	NARCOTICS	WC	D	05/02/2007	30	0	30
2007-2	FORD	CAPELESS	NARCOTICS	WC	D	05/15/2007	30	0	30
BRISTOL									
2009-1	COSGROVE	BUTTS	NARCOTICS	WC	D	05/28/2009	30	0	30
2009-2	COSGROVE	BUTTS	NARCOTICS	WC	D	07/10/2009	30	1	30
STATE ATTORNEY GENERAL									
2009-1	BALL	COAKLEY	NARCOTICS	WC	D	11/24/2008	30	3	120
2009-2	BALL	COAKLEY	NARCOTICS	WC	D	12/15/2008	30	0	30
2009-3	BALL	O'BRIEN	NARCOTICS	WC	D	05/13/2009	30	2	90
2009-4	BALL	O'BRIEN	NARCOTICS	WC	D	06/02/2009	30	0	15
2009-5	BALL	COAKLEY	NARCOTICS	WC	D	06/15/2009	30	0	30
2009-6	BALL	COAKLEY	NARCOTICS	WC	D	06/15/2009	30	0	30

¹ The prosecuting official authorized the filing of the application under provisions of the state's statute. (See Table 1 for this state's statutory citation.)

² Type: WC = Cellular or Mobile Telephone (Wire), WS = Standard Telephone (Wire), WO = Other (Wire), OM = Microphone (Oral), OO = Other (Oral), ED = Digital Pager (Electronic), EE = Computer or E-Mail (Electronic), EF = Fax Machine (Electronic), EO = Other (Electronic).

³ Location: D = Portable Device, H = Personal Residence, B = Business, A = Public Area, O = Other Location, R = Roving (Relaxed Specification Order), N = Not Specified.

* The first four digits of the A.O. number represent the year in which the wiretap was terminated. Wiretaps that were terminated prior to 2009 were not reported previously because they were part of ongoing investigations.

TABLE B-1
STATE MASSACHUSETTS

CALENDAR YEAR 2009

REPORT BY PROSECUTORS OF COURT-AUTHORIZED INTERCEPTS OF WIRE, ORAL, OR ELECTRONIC COMMUNICATIONS
PURSUANT TO 18 U.S.C. 2519

A.O. Number *	Number Of Days in Oper- ation ⁴	Average Inter- cepts per Day	Number of ⁵			Costs		Number of					
			Persons Inter- cepted	Intercepts	Incrim- inating Intercepts	Total Cost in \$	Other Than Manpower in \$	Arrests	Trials	Motions to Suppress Intercepts ⁶			Persons Con- victed
										G	D	P	
BERKSHIRE													
2007-1	15	70	26	1,056	454	-	-	12	-	-	-	-	1
2007-2	4	7	6	27	16	60,280	6,707	3	-	-	-	-	-
BRISTOL													
2009-1	NP	-	-	-	-	-	-	-	-	-	-	-	-
2009-2	NP	-	-	-	-	-	-	-	-	-	-	-	-
STATE ATTORNEY GENERAL													
2009-1	43	138	32	5,915	1,005	RELATED TO NO. 2009-3		RELATED TO NO. 2009-3					
2009-2	14	4	4	62	14	RELATED TO NO. 2009-3		RELATED TO NO. 2009-3					
2009-3	45	86	184	3,874	310	137,815	9,815	16	-	-	-	-	-
2009-4	14	144	51	2,014	136	RELATED TO NO. 2009-3		RELATED TO NO. 2009-3					
2009-5	5	-	-	-	-	RELATED TO NO. 2009-3		RELATED TO NO. 2009-3					
2009-6	14	177	70	2,481	301	RELATED TO NO. 2009-3		RELATED TO NO. 2009-3					

⁴ NI indicates never installed. I indicates installed but never used. NP indicates no prosecutor's report.

⁵ NR indicates not reported or could not be determined.

⁶ Motions: G = Granted, D = Denied, P = Pending.

* The first four digits of the A.O. number represent the year in which the wiretap was terminated. Wiretaps that were terminated prior to 2009 were not reported previously because they were part of ongoing investigations.

REPORT BY JUDGES OF COURT-AUTHORIZED INTERCEPTS OF WIRE, ORAL, OR ELECTRONIC COMMUNICATIONS
PURSUANT TO 18 U.S.C. 2519

A.O. Number *	Authorizing Official		Offense Specified	Intercept		Date of Application	Authorized Length		
	Judge	Prosecutor ¹		Type ²	Location ³		Original Order (Days)	Number of Extensions	Total Length (Days)
RAMSEY									
2009-1	ROSAS	GAERTNER	NARCOTICS	WC	D	12/16/2008	30	1	60
2009-2	ROSAS	GAERTNER	NARCOTICS	WC	D	03/25/2009	30	1	60
2009-3	WHEELER	GAERTNER	NARCOTICS	WC	D	09/21/2009	30	1	30

¹ The prosecuting official authorized the filing of the application under provisions of the state's statute. (See Table 1 for this state's statutory citation.)

² Type: WC = Cellular or Mobile Telephone (Wire), WS = Standard Telephone (Wire), WO = Other (Wire), OM = Microphone (Oral), OO = Other (Oral), ED = Digital Pager (Electronic), EE = Computer or E-Mail (Electronic), EF = Fax Machine (Electronic), EO = Other (Electronic).

³ Location: D = Portable Device, H = Personal Residence, B = Business, A = Public Area, O = Other Location, R = Roving (Relaxed Specification Order), N = Not Specified.

* The first four digits of the A.O. number represent the year in which the wiretap was terminated. Wiretaps that were terminated prior to 2009 were not reported previously because they were part of ongoing investigations.

TABLE B-1
STATE MINNESOTA

CALENDAR YEAR 2009

REPORT BY PROSECUTORS OF COURT-AUTHORIZED INTERCEPTS OF WIRE, ORAL, OR ELECTRONIC COMMUNICATIONS
PURSUANT TO 18 U.S.C. 2519

A.O. Number *	Number Of Days in Oper- ation ⁴	Average Inter- cepts per Day	Number of ⁵			Costs		Number of					
			Persons Inter- cepted	Intercepts	Incrim- inating Intercepts	Total Cost in \$	Other Than Manpower in \$	Arrests	Trials	Motions to Suppress Intercepts ⁶			Persons Con- victed
										G	D	P	
RAMSEY													
2009-1	45	469	2	21,109	3,830	111,800	11,000	-	-	-	-	-	-
2009-2	43	490	2	21,084	5,602	82,370	9,000	8	1	-	-	-	5
2009-3	30	165	2	4,949	222	67,590	9,000	-	-	-	-	-	-

⁴ NI indicates never installed. I indicates installed but never used. NP indicates no prosecutor's report.

⁵ NR indicates not reported or could not be determined.

⁶ Motions: G = Granted, D = Denied, P = Pending.

* The first four digits of the A.O. number represent the year in which the wiretap was terminated. Wiretaps that were terminated prior to 2009 were not reported previously because they were part of ongoing investigations.

TABLE B-1
STATE MISSISSIPPI

CALENDAR YEAR 2009

**REPORT BY JUDGES OF COURT-AUTHORIZED INTERCEPTS OF WIRE, ORAL, OR ELECTRONIC COMMUNICATIONS
PURSUANT TO 18 U.S.C. 2519**

A.O. Number *	Authorizing Official		Offense Specified	Intercept		Date of Application	Authorized Length		
	Judge	Prosecutor ¹		Type ²	Location ³		Original Order (Days)	Number of Extensions	Total Length (Days)
HINDS									
2009-1	YERGER	SMITH	NARCOTICS	WC,TX	D	11/12/2008	30	3	120
2009-2	YERGER	SMITH	NARCOTICS	WC,TX	D	12/09/2008	30	1	60
2009-3	YERGER	SMITH	NARCOTICS	WC,TX	D	01/21/2009	30	1	60
2009-4	YERGER	SMITH	NARCOTICS	WC,TX	D	02/19/2009	30	0	30
2008-1	YERGER	SMITH	NARCOTICS	WC,TX	D	11/12/2008	30	0	30
LINCOLN									
2009-1	STRONG	BATES	NARCOTICS	WC,TX	D	02/12/2009	30	1	60
2009-2	STRONG	BATES	NARCOTICS	WC,TX	D	02/12/2009	30	1	60
RANKIN									
2008-1	RICHARDSON	GUEST	NARCOTICS	WC,TX	D	10/13/2008	30	1	60
WALTHALL									
2009-1	STRONG	BATES	NARCOTICS	WC,TX	D	03/24/2009	30	1	60
2009-2	STRONG	BATES	NARCOTICS	WC,TX	D	03/24/2009	30	1	60
2009-3	STRONG	BATES	NARCOTICS	WC,TX	D	04/08/2009	30	0	30
2009-4	STRONG	BATES	NARCOTICS	WC,TX	D	04/08/2009	30	1	30
2009-5	STRONG	BATES	NARCOTICS	WC,TX	D	04/24/2009	30	1	60
2009-6	STRONG	BATES	NARCOTICS	WC,TX	D	05/06/2009	30	0	30

¹ The prosecuting official authorized the filing of the application under provisions of the state's statute. (See Table 1 for this state's statutory citation.)

² Type: WC = Cellular or Mobile Telephone (Wire), WS = Standard Telephone (Wire), WO = Other (Wire), OM = Microphone (Oral), OO = Other (Oral), ED = Digital Pager (Electronic), EE = Computer or E-Mail (Electronic), EF = Fax Machine (Electronic), EO = Other (Electronic).

³ Location: D = Portable Device, H = Personal Residence, B = Business, A = Public Area, O = Other Location, R = Roving (Relaxed Specification Order), N = Not Specified.

* The first four digits of the A.O. number represent the year in which the wiretap was terminated. Wiretaps that were terminated prior to 2009 were not reported previously because they were part of ongoing investigations.

TABLE B-1
STATE MISSISSIPPI

CALENDAR YEAR 2009

**REPORT BY PROSECUTORS OF COURT-AUTHORIZED INTERCEPTS OF WIRE, ORAL, OR ELECTRONIC COMMUNICATIONS
PURSUANT TO 18 U.S.C. 2519**

A.O. Number *	Number Of Days in Oper- ation ⁴	Average Inter- cepts per Day	Number of ⁵			Costs		Number of					
			Persons Inter- cepted	Intercepts	Incrim- inating Intercepts	Total Cost in \$	Other Than Manpower in \$	Arrests	Trials	Motions to Suppress Intercepts ⁶			Persons Con- victed
										G	D	P	
HINDS													
2009-1	120	60	126	7,195	942	-	-	-	-	-	-	-	-
2009-2	53	11	23	564	78	-	-	-	-	-	-	-	-
2009-3	40	34	40	1,364	354	-	-	-	-	-	-	-	-
2009-4	30	38	18	1,147	289	-	-	-	-	-	-	-	-
2008-1	21	2	6	47	-	-	-	-	-	-	-	-	-
LINCOLN													
2009-1	59	149	165	8,770	1,088	-	-	-	-	-	-	-	-
2009-2	59	3	9	189	13	-	-	-	-	-	-	-	-
RANKIN													
2008-1	60	167	243	10,010	1,007	-	-	-	-	-	-	-	-
WALTHALL													
2009-1	53	39	125	2,062	190	-	-	-	-	-	-	-	-
2009-2	53	4	21	186	32	-	-	-	-	-	-	-	-
2009-3	17	15	16	254	58	-	-	-	-	-	-	-	-
2009-4	30	119	84	3,570	404	-	-	-	-	-	-	-	-
2009-5	45	22	23	996	213	462,000	42,000	67	-	-	-	-	-
2009-6	30	15	25	462	98	-	-	-	-	-	-	-	-

⁴ NI indicates never installed. I indicates installed but never used. NP indicates no prosecutor's report.

⁵ NR indicates not reported or could not be determined.

⁶ Motions: G = Granted, D = Denied, P = Pending.

* The first four digits of the A.O. number represent the year in which the wiretap was terminated. Wiretaps that were terminated prior to 2009 were not reported previously because they were part of ongoing investigations.

**TABLE B-1
STATE NEVADA**

CALENDAR YEAR 2009

**REPORT BY JUDGES OF COURT-AUTHORIZED INTERCEPTS OF WIRE, ORAL, OR ELECTRONIC COMMUNICATIONS
PURSUANT TO 18 U.S.C. 2519**

A.O. Number *	Authorizing Official		Offense Specified	Intercept		Date of Application	Authorized Length		
	Judge	Prosecutor ¹		Type ²	Location ³		Original Order (Days)	Number of Extensions	Total Length (Days)
CLARK									
2009-1	WILLIAMS	ROGER	NARCOTICS	WC	D	12/11/2008	30	1	60
2009-2	HARDCASTLE	ROGER	NARCOTICS	WC	D	12/16/2008	30	1	60
2009-3	GLASS	ROGER	NARCOTICS	WC	D	12/31/2008	30	0	30
2009-4	SMITH	ROGER	NARCOTICS	WC	D	01/06/2009	30	0	30
2009-5	WILLIAMS	ROGER	NARCOTICS	WC	D	01/07/2009	30	0	30
2009-6	WILLIAMS	ROGER	NARCOTICS	WC	D	01/27/2009	30	0	30
2009-7	WILLIAMS	ROGER	NARCOTICS	WC	D	02/02/2009	30	0	30
2009-8	HARDCASTLE	ROGER	NARCOTICS	WC	D	02/10/2009	30	0	30
2009-9	BARKER	ROGER	NARCOTICS	WC	D	02/12/2009	30	0	30
2009-10	WILLIAMS	ROGER	NARCOTICS	WC	D	02/25/2009	30	0	30
2009-11	WILLIAMS	ROGER	NARCOTICS	WC	D	02/25/2009	30	0	30
2009-12	WALL	ROGER	NARCOTICS	WC	D	02/27/2009	30	0	30
2009-13	SMITH	ROGER	NARCOTICS	WC	D	03/02/2009	30	0	30
2009-14	SMITH	ROGER	NARCOTICS	WC	D	03/02/2009	30	0	30
2009-15	WILLIAMS	ROGER	NARCOTICS	WC	D	03/11/2009	30	0	30
2009-16	WILLIAMS	ROGER	NARCOTICS	WC	D	03/17/2009	30	0	30
2009-17	WILLIAMS	ROGER	NARCOTICS	WC	D	03/18/2009	30	0	30
2009-18	WILLIAMS	ROGER	NARCOTICS	WC	D	03/18/2009	30	0	30
2009-19	WILLIAMS	ROGER	NARCOTICS	WC	D	03/19/2009	30	0	30
2009-20	WILLIAMS	ROGER	NARCOTICS	WC	D	03/31/2009	30	0	30
2009-21	WILLIAMS	ROGER	NARCOTICS	WC	D	04/08/2009	30	0	30
2009-22	WILLIAMS	ROGER	NARCOTICS	WC	D	04/09/2009	30	0	30
2009-23	WILLIAMS	ROGER	NARCOTICS	WC	D	04/23/2009	30	0	30
2009-24	WALL	ROGER	NARCOTICS	WC	D	04/23/2009	30	1	60
2009-25	GLASS	ROGER	NARCOTICS	WC	D	04/27/2009	30	2	90
2009-26	SMITH	ROGER	NARCOTICS	WC	D	04/30/2009	30	1	60
2009-27	GLASS	ROGER	NARCOTICS	WC	D	05/26/2009	30	1	60
2009-28	WILLIAMS	ROGER	NARCOTICS	WC	D	06/01/2009	30	0	30
2009-29	WILLIAMS	ROGER	NARCOTICS	WC	D	06/01/2009	30	1	60
2009-30	WILLIAMS	ROGER	NARCOTICS	WC	D	06/04/2009	30	0	30
2009-31	WILLIAMS	ROGER	NARCOTICS	WC	D	06/10/2009	30	0	30
2009-32	WILLIAMS	ROGER	NARCOTICS	WC	D	06/11/2009	30	1	60

¹ The prosecuting official authorized the filing of the application under provisions of the state's statute. (See Table 1 for this state's statutory citation.)

² Type: WC = Cellular or Mobile Telephone (Wire), WS = Standard Telephone (Wire), WO = Other (Wire), OM = Microphone (Oral), OO = Other (Oral), ED = Digital Pager (Electronic), EE = Computer or E-Mail (Electronic), EF = Fax Machine (Electronic), EO = Other (Electronic).

³ Location: D = Portable Device, H = Personal Residence, B = Business, A = Public Area, O = Other Location, R = Roving (Relaxed Specification Order), N = Not Specified.

* The first four digits of the A.O. number represent the year in which the wiretap was terminated. Wiretaps that were terminated prior to 2009 were not reported previously because they were part of ongoing investigations.

TABLE B-1
STATE NEVADA

CALENDAR YEAR 2009

REPORT BY PROSECUTORS OF COURT-AUTHORIZED INTERCEPTS OF WIRE, ORAL, OR ELECTRONIC COMMUNICATIONS
PURSUANT TO 18 U.S.C. 2519

A.O. Number *	Number Of Days in Oper- ation ⁴	Average Inter- cepts per Day	Number of ⁵			Costs		Number of					
			Persons Inter- cepted	Intercepts	Incrim- inating Intercepts	Total Cost in \$	Other Than Manpower in \$	Arrests	Trials	Motions to Suppress Intercepts ⁶			Persons Con- victed
										G	D	P	
CLARK													
2009-1	60	25	213	1,471	388	1,000	1,000	-	-	-	-	-	-
2009-2	60	60	185	3,612	926	22,970	1,400	-	-	-	-	-	-
2009-3	28	84	93	2,361	216	23,000	1,250	-	-	-	-	-	-
2009-4	21	39	-	822	-	20,025	1,275	-	-	-	-	-	-
2009-5	20	115	109	2,298	269	18,830	1,230	-	-	-	-	-	-
2009-6	30	66	328	1,994	819	19,700	19,000	2	1	-	-	-	1
2009-7	30	273	142	8,196	95	20,830	1,430	-	-	-	-	-	-
2009-8	22	82	83	1,804	192	20,900	1,400	1	-	-	-	-	-
2009-9	24	324	332	7,783	1,928	26,760	3,000	5	-	-	-	-	-
2009-10	7	1	-	4	-	10,200	9,500	-	-	-	-	-	-
2009-11	8	4	31	36	6	10,200	9,500	-	-	-	-	-	-
2009-12	30	132	151	3,953	135	21,230	1,430	-	-	-	-	-	-
2009-13	28	59	97	1,665	112	19,825	1,325	-	-	-	-	-	-
2009-14	15	183	30	2,739	732	10,000	1,000	3	-	-	-	-	1
2009-15	19	161	120	3,063	246	22,900	1,400	2	-	-	-	-	2
2009-16	27	47	41	1,275	25	19,950	1,200	-	-	-	-	-	-
2009-17	12	24	-	294	-	10,700	1,100	-	-	-	-	-	-
2009-18	7	196	24	1,374	520	4,920	1,000	10	-	-	-	-	-
2009-19	30	23	44	676	54	21,200	1,400	-	-	-	-	-	-
2009-20	14	55	100	772	411	912	212	-	-	-	-	-	-
2009-21	13	77	23	1,000	14	17,600	1,100	-	-	-	-	-	-
2009-22	4	13	1	51	-	3,960	1,400	-	-	-	-	-	-
2009-23	30	196	642	5,870	157	22,930	1,430	-	-	-	-	-	-
2009-24	58	101	924	5,870	266	22,930	1,430	-	-	-	-	-	-
2009-25	88	16	36	1,405	643	324,000	14,000	3	-	-	-	-	1
2009-26	58	101	924	5,870	649	40,100	2,100	-	-	-	-	-	-
2009-27	60	32	51	1,911	412	RELATED TO NO. 2009-25		RELATED TO NO. 2009-25					
2009-28	30	92	715	2,772	586	21,930	1,430	-	-	-	-	-	-
2009-29	60	84	2,595	5,040	171	40,930	1,430	-	-	-	-	-	-
2009-30	30	215	457	6,439	3,292	25,630	4,130	1	-	-	-	-	-
2009-31	14	116	50	1,631	5	10,180	1,220	-	-	-	-	-	-
2009-32	60	10	23	588	201	RELATED TO NO. 2009-25		2	-	-	-	-	-

⁴ NI indicates never installed. I indicates installed but never used. NP indicates no prosecutor's report.

⁵ NR indicates not reported or could not be determined.

⁶ Motions: G = Granted, D = Denied, P = Pending.

* The first four digits of the A.O. number represent the year in which the wiretap was terminated. Wiretaps that were terminated prior to 2009 were not reported previously because they were part of ongoing investigations.

TABLE B-1
STATE NEVADA

CALENDAR YEAR 2009

**REPORT BY JUDGES OF COURT-AUTHORIZED INTERCEPTS OF WIRE, ORAL, OR ELECTRONIC COMMUNICATIONS
PURSUANT TO 18 U.S.C. 2519**

A.O. Number *	Authorizing Official		Offense Specified	Intercept		Date of Application	Authorized Length		
	Judge	Prosecutor ¹		Type ²	Location ³		Original Order (Days)	Number of Extensions	Total Length (Days)
CLARK (CONTINUED)									
2009-33	WILLIAMS	ROGER	NARCOTICS	WC	D	06/11/2009	30	3	120
2009-34	WILLIAMS	ROGER	NARCOTICS	WC	D	06/12/2009	30	0	30
2009-35	WILLIAMS	ROGER	NARCOTICS	WC	D	06/17/2009	30	0	30
2009-36	WILLIAMS	ROGER	NARCOTICS	WC	D	06/18/2009	30	0	30
2009-37	SMITH	ROGER	NARCOTICS	WC	D	06/29/2009	30	1	60
2009-38	SMITH	ROGER	NARCOTICS	WC	D	06/29/2009	30	0	30
2009-39	WILLIAMS	ROGER	NARCOTICS	WC	D	07/02/2009	30	0	30
2009-40	SMITH	ROGER	NARCOTICS	WC	D	07/22/2009	30	0	30
2009-41	WILLIAMS	ROGER	NARCOTICS	WC	D	07/23/2009	30	3	120
2009-42	SMITH	ROGER	NARCOTICS	WC	D	07/29/2009	30	0	30
2009-43	SMITH	ROGER	NARCOTICS	WC	D	07/29/2009	30	0	30
2009-44	WILLIAMS	ROGER	NARCOTICS	WC	D	07/31/2009	30	0	30
2009-45	WILLIAMS	ROGER	NARCOTICS	WC	D	08/03/2009	30	0	30
2009-46	SMITH	ROGER	NARCOTICS	WC	D	08/05/2009	30	0	30
2009-47	WILLIAMS	ROGER	ASSAULT	WC	D	08/10/2009	30	0	30
2009-48	WILLIAMS	ROGER	NARCOTICS	WC	D	08/14/2009	30	1	60
2009-49	HENDON	ROGER	NARCOTICS	WC	D	08/20/2009	30	0	30
2009-50	HENDON	ROGER	NARCOTICS	WC	D	08/24/2009	30	0	30
2009-51	WILLIAMS	ROGER	NARCOTICS	WC	D	09/14/2009	30	1	60
2009-52	WILLIAMS	ROGER	NARCOTICS	WC	D	09/16/2009	30	0	30
2009-53	WILLIAMS	ROGER	NARCOTICS	WC	D	10/01/2009	30	0	30
2009-54	GLASS	ROGER	NARCOTICS	WC	D	11/03/2009	30	0	30
WASHOE									
2009-1	STEINHEIMER	JACKSON	NARCOTICS	WC	D	06/02/2009	30	0	30

¹ The prosecuting official authorized the filing of the application under provisions of the state's statute. (See Table 1 for this state's statutory citation.)

² Type: WC = Cellular or Mobile Telephone (Wire), WS = Standard Telephone (Wire), WO = Other (Wire), OM = Microphone (Oral), OO = Other (Oral), ED = Digital Pager (Electronic), EE = Computer or E-Mail (Electronic), EF = Fax Machine (Electronic), EO = Other (Electronic).

³ Location: D = Portable Device, H = Personal Residence, B = Business, A = Public Area, O = Other Location, R = Roving (Relaxed Specification Order), N = Not Specified.

* The first four digits of the A.O. number represent the year in which the wiretap was terminated. Wiretaps that were terminated prior to 2009 were not reported previously because they were part of ongoing investigations.

TABLE B-1
STATE NEVADA

CALENDAR YEAR 2009

REPORT BY PROSECUTORS OF COURT-AUTHORIZED INTERCEPTS OF WIRE, ORAL, OR ELECTRONIC COMMUNICATIONS
PURSUANT TO 18 U.S.C. 2519

A.O. Number *	Number Of Days in Oper- ation ⁴	Average Inter- cepts per Day	Number of ⁵			Costs		Number of					
			Persons Inter- cepted	Intercepts	Incrim- inating Intercepts	Total Cost in \$	Other Than Manpower in \$	Arrests	Trials	Motions to Suppress Intercepts ⁶			Persons Con- victed
										G	D	P	
CLARK (CONTINUED)													
2009-33	113	56	92	6,287	191	RELATED TO NO. 2009-25		-	-	-	-	-	-
2009-34	NI	-	-	-	-	-	-	-	-	-	-	-	-
2009-35	15	400	130	6,000	2,000	23,000	5,000	4	-	-	-	-	-
2009-36	25	235	25	5,870	27	20,225	1,325	-	-	-	-	-	-
2009-37	60	72	146	4,319	755	42,030	2,030	-	-	-	-	-	-
2009-38	30	144	84	4,319	673	20,930	1,430	-	-	-	-	-	-
2009-39	30	168	234	5,040	101	20,900	1,400	-	-	-	-	-	-
2009-40	30	186	164	5,575	107	22,800	1,800	-	-	-	-	-	-
2009-41	90	50	187	4,464	1,791	59,600	2,600	-	-	-	-	-	-
2009-42	30	35	224	1,055	87	20,450	1,700	-	-	-	-	-	-
2009-43	30	178	157	5,329	1,850	19,975	775	5	-	-	-	-	-
2009-44	30	132	57	3,970	794	90,800	2,800	-	-	-	-	-	-
2009-45	30	14	25	409	42	21,200	1,400	-	-	-	-	-	-
2009-46	30	90	205	2,702	24	21,200	1,400	-	-	-	-	-	-
2009-47	21	-	1	4	-	335	335	-	-	-	-	-	-
2009-48	59	107	109	6,299	416	RELATED TO NO. 2009-44		-	-	-	-	-	-
2009-49	30	5	45	145	2	RELATED TO NO. 2009-50		1	-	-	-	-	-
2009-50	27	28	40	768	73	35,823	2,905	1	-	-	-	-	-
2009-51	55	179	80	9,861	34	38,560	1,970	-	-	-	-	-	-
2009-52	28	15	17	409	10	20,940	1,340	-	-	-	-	-	-
2009-53	22	39	73	853	10	20,850	1,250	-	-	-	-	-	-
2009-54	NP	-	-	-	-	-	-	-	-	-	-	-	-
WASHOE													
2009-1	14	25	7	354	62	7,122	-	1	-	-	-	-	-

⁴ NI indicates never installed. I indicates installed but never used. NP indicates no prosecutor's report.

⁵ NR indicates not reported or could not be determined.

⁶ Motions: G = Granted, D = Denied, P = Pending.

* The first four digits of the A.O. number represent the year in which the wiretap was terminated. Wiretaps that were terminated prior to 2009 were not reported previously because they were part of ongoing investigations.

TABLE B-1
STATE NEW JERSEY

CALENDAR YEAR 2009

**REPORT BY JUDGES OF COURT-AUTHORIZED INTERCEPTS OF WIRE, ORAL, OR ELECTRONIC COMMUNICATIONS
PURSUANT TO 18 U.S.C. 2519**

A.O. Number *	Authorizing Official		Offense Specified	Intercept		Date of Application	Authorized Length		
	Judge	Prosecutor ¹		Type ²	Location ³		Original Order (Days)	Number of Extensions	Total Length (Days)
ATLANTIC									
2009-1	GAROFOLO	BERNARDI	NARCOTICS	WC	D	03/03/2009	30	0	30
BERGEN									
2009-1	SOKALSKI	MOLINELLI	GAMBLING	WC	D	01/16/2009	20	2	40
2009-2	CALLAHAN	MOLINELLI	RACKETEERING	WC	D	01/16/2009	20	2	40
2009-3	CALLAHAN	MOLINELLI	RACKETEERING	WC	D	02/09/2009	20	1	30
2009-4	CALLAHAN	MOLINELLI	RACKETEERING	WC	D	02/09/2009	20	1	30
2009-5	CALLAHAN	MOLINELLI	RACKETEERING	ED	D	02/09/2009	20	0	20
2009-6	CALLAHAN	MOLINELLI	RACKETEERING	WC	D	02/25/2009	20	2	40
2009-7	CALLAHAN	MOLINELLI	RACKETEERING	WC	D	03/12/2009	20	2	40
2009-8	CARROLL	MOLINELLI	NARCOTICS	WC	D	03/26/2009	20	2	40
2009-9	CARROLL	MOLINELLI	NARCOTICS	WC	D	03/26/2009	20	2	40
2009-10	CARROLL	MOLINELLI	NARCOTICS	WC	D	03/26/2009	20	2	40
2009-11	CALLAHAN	MOLINELLI	RACKETEERING	WC	D	04/01/2009	20	0	20
2009-12	CALLAHAN	MOLINELLI	RACKETEERING	WC	D	04/01/2009	20	1	30
2009-13	CALLAHAN	MOLINELLI	RACKETEERING	WC	D	04/01/2009	30	0	30
2009-14	CALLAHAN	MOLINELLI	RACKETEERING	WC	D	04/06/2009	20	0	20
2009-15	CALLAHAN	MOLINELLI	RACKETEERING	WC	D	04/07/2009	20	0	20
2009-16	CARROLL	MOLINELLI	RACKETEERING	WC	D	04/14/2009	20	0	20
2009-17	CARROLL	MOLINELLI	NARCOTICS	WC	D	04/24/2009	20	0	20
2009-18	CARROLL	MOLINELLI	NARCOTICS	WC	D	09/09/2009	20	2	40
2009-19	CARROLL	MOLINELLI	NARCOTICS	WC	D	09/09/2009	20	0	20
2009-20	CARROLL	MOLINELLI	NARCOTICS	WC	D	09/09/2009	20	2	40
2009-21	CARROLL	MOLINELLI	NARCOTICS	WC	D	09/18/2009	20	1	30
2009-22	CARROLL	MOLINELLI	NARCOTICS	WC	D	09/18/2009	20	1	30
2009-23	CARROLL	MOLINELLI	NARCOTICS	WC	D	09/22/2009	20	0	20
2009-24	CARROLL	MOLINELLI	NARCOTICS	WC	D	09/23/2009	20	0	20
2009-25	CARROLL	MOLINELLI	NARCOTICS	WC	D	09/25/2009	20	0	20
2009-26	CARROLL	MOLINELLI	NARCOTICS	WC	D	10/02/2009	20	1	30
2009-27	CARROLL	MOLINELLI	NARCOTICS	WC	D	10/02/2009	20	0	20
2009-28	CARROLL	MOLINELLI	NARCOTICS	WC	D	10/13/2009	20	1	30
2009-29	CARROLL	MOLINELLI	NARCOTICS	WC	D	10/28/2009	20	0	20
2009-30	CARROLL	MOLINELLI	NARCOTICS	WC	D	11/02/2009	20	0	20

¹ The prosecuting official authorized the filing of the application under provisions of the state's statute. (See Table 1 for this state's statutory citation.)

² Type: WC = Cellular or Mobile Telephone (Wire), WS = Standard Telephone (Wire), WO = Other (Wire), OM = Microphone (Oral), OO = Other (Oral), ED = Digital Pager (Electronic), EE = Computer or E-Mail (Electronic), EF = Fax Machine (Electronic), EO = Other (Electronic).

³ Location: D = Portable Device, H = Personal Residence, B = Business, A = Public Area, O = Other Location, R = Roving (Relaxed Specification Order), N = Not Specified.

* The first four digits of the A.O. number represent the year in which the wiretap was terminated. Wiretaps that were terminated prior to 2009 were not reported previously because they were part of ongoing investigations.

TABLE B-1
STATE NEW JERSEY

CALENDAR YEAR 2009

**REPORT BY PROSECUTORS OF COURT-AUTHORIZED INTERCEPTS OF WIRE, ORAL, OR ELECTRONIC COMMUNICATIONS
PURSUANT TO 18 U.S.C. 2519**

A.O. Number *	Number Of Days in Oper- ation ⁴	Average Inter- cepts per Day	Number of ⁵			Costs		Number of					
			Persons Inter- cepted	Intercepts	Incrim- inating Intercepts	Total Cost in \$	Other Than Manpower in \$	Arrests	Trials	Motions to Suppress Intercepts ⁶			Persons Con- victed
										G	D	P	
ATLANTIC													
2009-1	NP	-	-	-	-	-	-	-	-	-	-	-	-
BERGEN													
2009-1	40	52	16	2,063	282	9,200	4,500	5	-	-	-	-	5
2009-2	40	52	16	2,063	282	9,200	4,500	-	-	-	-	-	-
2009-3	30	3	10	92	38	9,200	4,500	-	-	-	-	-	-
2009-4	30	5	15	154	13	9,200	4,500	-	-	-	-	-	-
2009-5	20	-	-	-	-	4,700	2,000	-	-	-	-	-	-
2009-6	40	19	22	763	245	9,200	4,500	9	-	-	-	-	9
2009-7	40	29	19	1,175	297	9,200	4,500	9	-	-	-	-	8
2009-8	40	25	9	1,004	116	1,173,000	100,000	3	-	-	-	-	-
2009-9	40	8	3	330	8	RELATED TO NO. 2009-8		RELATED TO NO. 2009-8					
2009-10	40	9	1	378	1	RELATED TO NO. 2009-8		RELATED TO NO. 2009-8					
2009-11	17	2	7	41	6	9,200	4,500	-	-	-	-	-	-
2009-12	29	12	23	336	93	9,200	4,500	2	-	-	-	-	1
2009-13	17	1	6	22	14	9,200	4,500	-	-	-	-	-	-
2009-14	20	2	6	32	10	9,200	4,500	1	-	-	-	-	1
2009-15	10	2	4	20	9	9,200	4,500	-	-	-	-	-	-
2009-16	13	1	5	19	6	9,200	4,500	1	-	-	-	-	1
2009-17	20	12	6	244	9	RELATED TO NO. 2009-8		RELATED TO NO. 2009-8					
2009-18	40	110	225	4,407	89	24,000	6,000	5	-	-	-	-	-
2009-19	16	42	43	679	13	8,800	4,000	7	-	-	-	-	-
2009-20	35	69	80	2,404	79	15,500	5,000	7	-	-	-	-	-
2009-21	26	12	47	309	83	12,300	4,500	7	-	-	-	-	-
2009-22	26	42	45	1,082	139	12,300	4,500	7	-	-	-	-	-
2009-23	20	4	11	90	1	12,000	3,000	5	-	-	-	-	-
2009-24	6	9	11	56	11	9,700	4,000	7	-	-	-	-	-
2009-25	19	94	94	1,780	242	9,700	4,000	7	-	-	-	-	-
2009-26	30	101	79	3,033	225	13,500	4,500	-	-	-	-	-	-
2009-27	18	11	34	197	42	9,400	4,000	-	-	-	-	-	-
2009-28	30	8	27	240	48	18,000	4,500	5	-	-	-	-	-
2009-29	18	56	92	1,009	102	9,400	4,000	-	-	-	-	-	-
2009-30	19	66	88	1,257	127	9,700	4,000	-	-	-	-	-	-

⁴ NI indicates never installed. I indicates installed but never used. NP indicates no prosecutor's report.

⁵ NR indicates not reported or could not be determined.

⁶ Motions: G = Granted, D = Denied, P = Pending.

* The first four digits of the A.O. number represent the year in which the wiretap was terminated. Wiretaps that were terminated prior to 2009 were not reported previously because they were part of ongoing investigations.

TABLE B-1
STATE NEWJERSEY

CALENDAR YEAR 2009

**REPORT BY JUDGES OF COURT-AUTHORIZED INTERCEPTS OF WIRE, ORAL, OR ELECTRONIC COMMUNICATIONS
PURSUANT TO 18 U.S.C. 2519**

A.O. Number *	Authorizing Official		Offense Specified	Intercept		Date of Application	Authorized Length		
	Judge	Prosecutor ¹		Type ²	Location ³		Original Order (Days)	Number of Extensions	Total Length (Days)
BERGEN (CONTINUED)									
2009-31	CARROLL	MOLINELLI	NARCOTICS	WC	D	11/06/2009	20	0	20
2009-32	CARROLL	MOLINELLI	NARCOTICS	WC	D	11/12/2009	20	2	40
2009-33	CARROLL	MOLINELLI	NARCOTICS	WC	D	11/16/2009	20	2	40
2009-34	CARROLL	MOLINELLI	OTHER	WO	O	11/19/2009	20	0	20
2009-35	CARROLL	MOLINELLI	NARCOTICS	WC	D	11/24/2009	20	1	30
2009-36	CARROLL	MOLINELLI	NARCOTICS	WC	D	12/02/2009	20	0	20
2009-37	CARROLL	MOLINELLI	NARCOTICS	WC	D	12/09/2009	20	0	20
2009-38	CARROLL	MOLINELLI	NARCOTICS	WC	D	12/15/2009	20	0	20
2008-1	SOKALSKI	MOLINELLI	\$LAUNDERING	WC	D	01/11/2008	20	0	20
2008-2	SOKALSKI	MOLINELLI	\$LAUNDERING	WC	D	01/11/2008	20	0	20
2008-3	SOKALSKI	MOLINELLI	\$LAUNDERING	WC	D	01/11/2008	20	2	40
2008-4	SOKALSKI	MOLINELLI	\$LAUNDERING	WC	D	01/11/2008	20	2	40
2008-5	SOKALSKI	MOLINELLI	\$LAUNDERING	WC	D	01/11/2008	20	2	40
2008-6	SOKALSKI	MOLINELLI	\$LAUNDERING	WC	D	01/11/2008	20	2	40
2008-7	SOKALSKI	MOLINELLI	\$LAUNDERING	WC	D	01/11/2008	20	2	40
2008-8	SOKALSKI	MOLINELLI	\$LAUNDERING	WC	D	02/08/2008	20	2	40
2008-9	SOKALSKI	MOLINELLI	\$LAUNDERING	WC	D	02/14/2008	20	0	20
2008-10	SOKALSKI	MOLINELLI	\$LAUNDERING	WC	D	02/26/2008	20	1	30
2008-11	SOKALSKI	MOLINELLI	\$LAUNDERING	WC	D	03/05/2008	20	0	20
CAMDEN									
2009-1	NATAL	MULHOLLAND	NARCOTICS	WC	R,N	03/09/2009	20	1	40
2009-2	NATAL	MULHOLLAND	NARCOTICS	WC	R,D,N	03/10/2009	20	0	20
2009-3	NATAL	DALTON	FIREARMS	OO	D	03/17/2009	30	0	30
2009-4	NATAL	SAND	MURDER	OO,OM	H	03/17/2009	30	0	30
2009-5	NATAL	MULHOLLAND	NARCOTICS	WC	R,D,N	03/30/2009	30	0	30
2009-6	NATAL	FAULK	MURDER	WS	O	04/07/2009	30	0	30
2009-7	NATAL	FAULK	NARCOTICS	WC,WO	R,D	07/17/2009	30	4	150
2009-8	NATAL	DALTON	ASSAULT	WS	A	08/04/2009	30	0	30
2009-9	NATAL	FAULK	NARCOTICS	WC,WO	R,D,N	10/28/2009	30	0	30
2009-10	NATAL	FAULK	NARCOTICS	WC	R,D,N	11/12/2009	30	0	30
CAPE MAY									
2009-1	GAROFOLO	TAYLOR	NARCOTICS	WC	D	02/17/2009	20	0	20

¹ The prosecuting official authorized the filing of the application under provisions of the state's statute. (See Table 1 for this state's statutory citation.)

² Type: WC = Cellular or Mobile Telephone (Wire), WS = Standard Telephone (Wire), WO = Other (Wire), OM = Microphone (Oral), OO = Other (Oral), ED = Digital Pager (Electronic), EE = Computer or E-Mail (Electronic), EF = Fax Machine (Electronic), EO = Other (Electronic).

³ Location: D = Portable Device, H = Personal Residence, B = Business, A = Public Area, O = Other Location, R = Roving (Relaxed Specification Order), N = Not Specified.

* The first four digits of the A.O. number represent the year in which the wiretap was terminated. Wiretaps that were terminated prior to 2009 were not reported previously because they were part of ongoing investigations.

TABLE B-1
STATE NEW JERSEY

CALENDAR YEAR 2009

**REPORT BY PROSECUTORS OF COURT-AUTHORIZED INTERCEPTS OF WIRE, ORAL, OR ELECTRONIC COMMUNICATIONS
PURSUANT TO 18 U.S.C. 2519**

A.O. Number *	Number Of Days in Oper- ation ⁴	Average Inter- cepts per Day	Number of ⁵			Costs		Number of					
			Persons Inter- cepted	Intercepts	Incrim- inating Intercepts	Total Cost in \$	Other Than Manpower in \$	Arrests	Trials	Motions to Suppress Intercepts ⁶			Persons Con- victed
										G	D	P	
BERGEN (CONTINUED)													
2009-31	12	15	21	179	29	10,200	3,000	5	-	-	-	-	-
2009-32	39	30	50	1,166	196	16,700	5,000	-	-	-	-	-	-
2009-33	35	99	115	3,465	137	15,500	5,000	-	-	-	-	-	-
2009-34	1	31	2	31	19	-	-	-	-	-	-	-	-
2009-35	27	78	86	2,111	288	12,100	4,000	-	-	-	-	-	-
2009-36	19	185	117	3,515	469	15,700	5,000	-	-	-	-	-	-
2009-37	12	41	26	495	109	7,100	3,500	-	-	-	-	-	-
2009-38	6	11	23	67	6	3,800	2,000	-	-	-	-	-	-
2008-1	20	8	12	151	5	9,200	4,500	-	-	-	-	-	-
2008-2	20	17	8	343	31	9,200	4,500	-	-	-	-	-	-
2008-3	40	29	186	1,156	62	9,200	4,500	-	-	-	-	-	-
2008-4	40	4	38	163	45	9,200	4,500	4	-	-	-	-	-
2008-5	40	13	26	533	53	9,200	4,500	4	-	-	-	-	-
2008-6	40	32	31	1,288	114	9,200	4,500	3	-	-	-	-	-
2008-7	40	37	43	1,476	148	9,200	4,500	2	-	-	-	-	2
2008-8	40	27	28	1,092	199	9,200	4,500	19	-	-	-	-	-
2008-9	20	2	6	40	12	9,200	4,500	-	-	-	-	-	-
2008-10	30	12	9	353	172	9,200	4,500	7	-	-	-	-	-
2008-11	20	18	6	350	63	9,200	4,500	2	-	-	-	-	-
CAMDEN													
2009-1	NP	-	-	-	-	-	-	-	-	-	-	-	-
2009-2	20	63	10	1,254	5	2	1	-	-	-	-	-	-
2009-3	NI												
2009-4	NI	-	-	-	-	-	-	-	-	-	-	-	-
2009-5	NP	-	-	-	-	-	-	-	-	-	-	-	-
2009-6	NP	-	-	-	-	-	-	-	-	-	-	-	-
2009-7	NP	-	-	-	-	-	-	-	-	-	-	-	-
2009-8	NI	-	-	-	-	-	-	-	-	-	-	-	-
2009-9	30	47	30	1,402	231	-	-	-	-	-	-	-	-
2009-10	21	36	12	765	109	-	-	8	-	-	-	-	-
CAPE MAY													
2009-1	15	82	14	1,229	269	57,593	465	10	-	-	-	-	7

⁴ NI indicates never installed. I indicates installed but never used. NP indicates no prosecutor's report.

⁵ NR indicates not reported or could not be determined.

⁶ Motions: G = Granted, D = Denied, P = Pending.

* The first four digits of the A.O. number represent the year in which the wiretap was terminated. Wiretaps that were terminated prior to 2009 were not reported previously because they were part of ongoing investigations.

TABLE B-1
STATE NEW JERSEY

CALENDAR YEAR 2009

**REPORT BY JUDGES OF COURT-AUTHORIZED INTERCEPTS OF WIRE, ORAL, OR ELECTRONIC COMMUNICATIONS
PURSUANT TO 18 U.S.C. 2519**

A.O. Number *	Authorizing Official		Offense Specified	Intercept		Date of Application	Authorized Length		
	Judge	Prosecutor ¹		Type ²	Location ³		Original Order (Days)	Number of Extensions	Total Length (Days)
ESSEX									
2009-1	FALCONE	DOW	MURDER	WS	B	10/20/2008	30	0	30
GLOUCESTER									
2009-1	NATAL	DALTON	NARCOTICS	WC	D	06/01/2009	20	0	20
2009-2	NATAL	DALTON	NARCOTICS	WC	D	06/03/2009	20	1	30
2009-3	NATAL	DALTON	NARCOTICS	WC	D	06/30/2009	20	0	20
2009-4	NATAL	DALTON	FIREARMS	OM	H	09/23/2009	1	0	1
2008-2	NATAL	DALTON	ASSAULT	OM	H	08/15/2008	1	0	1
HUDSON									
2009-1	CALLAHAN	DEFAZIO	NARCOTICS	WC	D	12/05/2008	30	0	30
2009-2	CALLAHAN	DEFAZIO	NARCOTICS	WC	D	01/14/2009	30	0	30
2009-3	CALLAHAN	DEFAZIO	NARCOTICS	WC	D	02/02/2009	30	0	30
2009-4	CALLAHAN	DEFAZIO	MURDER	WC	D	04/07/2009	20	0	20
2009-5	CALLAHAN	DEFAZIO	MURDER	WC	D	04/22/2009	20	0	20
2009-6	CALLAHAN	DEFAZIO	NARCOTICS	WC	D	05/11/2009	20	1	30
2009-7	CALLAHAN	DEFAZIO	NARCOTICS	WC	D	05/11/2009	20	1	30
2009-8	CALLAHAN	DEFAZIO	MURDER	WC	D	06/23/2009	30	0	30
2009-9	CALLAHAN	DEFAZIO	NARCOTICS	WC	D	07/29/2009	30	0	30
2009-10	CALLAHAN	DEFAZIO	NARCOTICS	WC	D	07/29/2009	30	1	60
2009-11	CALLAHAN	DEFAZIO	NARCOTICS	WC	D	08/05/2009	30	1	60
2009-12	CALLAHAN	DEFAZIO	NARCOTICS	WC	D	08/05/2009	30	0	30
2009-13	CALLAHAN	DEFAZIO	NARCOTICS	WC	D	08/27/2009	30	0	30
2009-14	CALLAHAN	DEFAZIO	NARCOTICS	WC	D	08/27/2009	30	0	30
2009-15	CALLAHAN	DEFAZIO	MURDER	WO	O	09/04/2009	30	0	30
HUNTERDON									
2009-1	FEINBERG	BARNES	NARCOTICS	WS	O	08/25/2009	20	0	20
2009-2	FEINBERG	BARNES	OTHER	WS	O	08/25/2009	20	0	20
2009-3	FEINBERG	BARNES	NARCOTICS	WC	D	10/14/2009	20	0	20
MERCER									
2009-1	SYPEK	BOCCHINI	NARCOTICS	WC	R,N	11/17/2008	20	1	50
2009-2	SYPEK	BOCCHINI	NARCOTICS	WC	R,N	11/26/2008	20	2	40
2009-3	SYPEK	BOCCHINI	NARCOTICS	WC	D	12/12/2008	20	1	50
2009-4	SYPEK	BOCCHINI	NARCOTICS	WC	D	12/22/2008	20	1	50

¹ The prosecuting official authorized the filing of the application under provisions of the state's statute. (See Table 1 for this state's statutory citation.)

² Type: WC = Cellular or Mobile Telephone (Wire), WS = Standard Telephone (Wire), WO = Other (Wire), OM = Microphone (Oral), OO = Other (Oral), ED = Digital Pager (Electronic), EE = Computer or E-Mail (Electronic), EF = Fax Machine (Electronic), EO = Other (Electronic).

³ Location: D = Portable Device, H = Personal Residence, B = Business, A = Public Area, O = Other Location, R = Roving (Relaxed Specification Order), N = Not Specified.

* The first four digits of the A.O. number represent the year in which the wiretap was terminated. Wiretaps that were terminated prior to 2009 were not reported previously because they were part of ongoing investigations.

TABLE B-1
STATE NEW JERSEY

CALENDAR YEAR 2009

**REPORT BY PROSECUTORS OF COURT-AUTHORIZED INTERCEPTS OF WIRE, ORAL, OR ELECTRONIC COMMUNICATIONS
PURSUANT TO 18 U.S.C. 2519**

A.O. Number *	Number Of Days in Oper- ation ⁴	Average Inter- cepts per Day	Number of ⁵			Costs		Number of					
			Persons Inter- cepted	Intercepts	Incrim- inating Intercepts	Total Cost in \$	Other Than Manpower in \$	Arrests	Trials	Motions to Suppress Intercepts ⁶			Persons Con- victed
										G	D	P	
ESSEX													
2009-1	NI	-	-	-	-	-	-	-	-	-	-	-	-
GLOUCESTER													
2009-1	I	-	-	-	-	-	-	-	-	-	-	-	-
2009-2	30	NR	NR	NR	NR	-	-	-	-	-	-	-	-
2009-3	13	1	-	13	-	2	1	-	-	-	-	-	-
2009-4	NP	-	-	-	-	-	-	-	-	-	-	-	-
2008-2	1	1	1	1	NR	-	-	1	-	-	-	-	1
HUDSON													
2009-1	28	57	178	1,609	1,265	851,838	4,900	19	-	-	-	-	17
2009-2	30	91	136	2,727	955	RELATED TO NO. 2009-1		RELATED TO NO. 2009-1					
2009-3	30	152	117	4,554	711	RELATED TO NO. 2009-1		RELATED TO NO. 2009-1					
2009-4	19	51	67	977	45	181,406	2,100	-	-	-	-	-	-
2009-5	5	42	252	212	90	RELATED TO NO. 2009-4		-	-	-	-	-	-
2009-6	30	3	10	78	2	174,476	2,800	26	-	-	-	-	-
2009-7	30	168	1,305	5,051	282	RELATED TO NO. 2009-6		RELATED TO NO. 2009-6					
2009-8	17	2	15	27	17	300	-	-	-	-	-	-	-
2009-9	NI	-	-	-	-	-	-	-	-	-	-	-	-
2009-10	56	128	189	7,182	1,293	238,450	9,550	27	-	-	-	-	-
2009-11	50	20	43	987	137	RELATED TO NO. 2009-10		RELATED TO NO. 2009-10					
2009-12	29	19	42	555	166	RELATED TO NO. 2009-10		RELATED TO NO. 2009-10					
2009-13	26	74	75	1,911	558	RELATED TO NO. 2009-10		RELATED TO NO. 2009-10					
2009-14	30	83	92	2,483	2,483	RELATED TO NO. 2009-10		RELATED TO NO. 2009-10					
2009-15	30	9	4	275	-	1,100	-	-	-	-	-	-	-
HUNTERDON													
2009-1	14	-	4	2	2	-	-	-	-	-	-	-	-
2009-2	NP	-	-	-	-	-	-	-	-	-	-	-	-
2009-3	19	64	1	1,221	179	180,000	5,000	13	-	-	-	-	-
MERCER													
2009-1	50	101	272	5,068	1,243	-	-	-	-	-	-	-	-
2009-2	40	102	140	4,067	513	-	-	-	-	-	-	-	-
2009-3	50	100	152	5,012	494	19,500	5,000	2	-	-	-	-	-
2009-4	42	46	176	1,925	126	135,000	5,000	-	-	-	-	-	-

⁴ NI indicates never installed. I indicates installed but never used. NP indicates no prosecutor's report.

⁵ NR indicates not reported or could not be determined.

⁶ Motions: G = Granted, D = Denied, P = Pending.

* The first four digits of the A.O. number represent the year in which the wiretap was terminated. Wiretaps that were terminated prior to 2009 were not reported previously because they were part of ongoing investigations.

TABLE B-1
STATE NEW JERSEY

CALENDAR YEAR 2009

**REPORT BY JUDGES OF COURT-AUTHORIZED INTERCEPTS OF WIRE, ORAL, OR ELECTRONIC COMMUNICATIONS
PURSUANT TO 18 U.S.C. 2519**

A.O. Number *	Authorizing Official		Offense Specified	Intercept		Date of Application	Authorized Length		
	Judge	Prosecutor ¹		Type ²	Location ³		Original Order (Days)	Number of Extensions	Total Length (Days)
MERCER (CONTINUED)									
2009-5	SYPEK	BOCCHINI	NARCOTICS	WC	D	01/13/2009	20	1	20
2009-6	SYPEK	BOCCHINI	NARCOTICS	WC,TX	D	05/14/2009	30	0	30
2009-7	SYPEK	BOCCHINI	NARCOTICS	WC,TX	D	06/18/2009	20	0	20
2009-8	SYPEK	BOCCHINI	NARCOTICS	WC,TX	D	06/18/2009	20	0	20
MIDDLESEX									
2009-1	FRANCIS	KAPLAN	NARCOTICS	WC	D	02/26/2009	20	0	20
2009-2	FRANCIS	KAPLAN	NARCOTICS	WC	D	02/27/2009	30	0	30
2009-3	FRANCIS	KAPLAN	NARCOTICS	WC	D	03/18/2009	20	0	20
2009-4	FRANCIS	KAPLAN	NARCOTICS	WC	D	03/19/2009	20	0	20
2009-5	FRANCIS	KAPLAN	NARCOTICS	WC	D	03/19/2009	20	0	20
2009-6	FRANCIS	KAPLAN	NARCOTICS	WC	D	03/31/2009	20	0	20
MONMOUTH									
2009-1	LAWSON	VALENTIN	NARCOTICS	WC	R,D	12/30/2008	30	2	90
2009-2	LAWSON	VALENTIN	RACKETEERING	WC	D	12/30/2008	30	0	30
2009-3	LAWSON	VALENTIN	RACKETEERING	WO	D	01/07/2009	30	0	30
2009-4	LAWSON	VALENTIN	RACKETEERING	WC,TX	D	01/07/2009	30	0	30
2009-5	LAWSON	VALENTIN	RACKETEERING	WC	D	01/07/2009	30	0	30
2009-6	LAWSON	VALENTIN	RACKETEERING	WC	D	01/07/2009	30	0	30
2009-7	LAWSON	VALENTIN	RACKETEERING	WC	D	01/07/2009	30	0	30
2009-8	LAWSON	VALENTIN	RACKETEERING	WC	D	01/12/2009	30	0	30
2009-9	LAWSON	VALENTIN	RACKETEERING	WC	D	01/12/2009	30	0	30
2009-10	LAWSON	VALENTIN	RACKETEERING	WC	R	01/15/2009	30	2	90
2009-11	LAWSON	VALENTIN	RACKETEERING	WC	D	01/28/2009	30	1	60
2009-12	LAWSON	VALENTIN	RACKETEERING	WC	D	01/29/2009	30	0	30
2009-13	LAWSON	VALENTIN	RACKETEERING	WC	D	01/29/2009	30	0	30
2009-14	LAWSON	VALENTIN	RACKETEERING	WC	R	02/13/2009	30	1	60
2009-15	LAWSON	VALENTIN	RACKETEERING	WC	R,D	02/13/2009	30	0	30
2009-16	LAWSON	VALENTIN	RACKETEERING	WC	R,D	02/26/2009	30	0	30
2009-17	LAWSON	VALENTIN	RACKETEERING	WC	D	03/13/2009	30	0	30
2009-18	LAWSON	KAPLAN	NARCOTICS	WC	D	06/18/2009	20	2	40
2009-19	LAWSON	KAPLAN	NARCOTICS	WC	D	06/18/2009	20	2	40
2009-20	LAWSON	KAPLAN	NARCOTICS	WC	D	07/16/2009	20	2	40

¹ The prosecuting official authorized the filing of the application under provisions of the state's statute. (See Table 1 for this state's statutory citation.)

² Type: WC = Cellular or Mobile Telephone (Wire), WS = Standard Telephone (Wire), WO = Other (Wire), OM = Microphone (Oral), OO = Other (Oral), ED = Digital Pager (Electronic), EE = Computer or E-Mail (Electronic), EF = Fax Machine (Electronic), EO = Other (Electronic).

³ Location: D = Portable Device, H = Personal Residence, B = Business, A = Public Area, O = Other Location, R = Roving (Relaxed Specification Order), N = Not Specified.

* The first four digits of the A.O. number represent the year in which the wiretap was terminated. Wiretaps that were terminated prior to 2009 were not reported previously because they were part of ongoing investigations.

TABLE B-1
STATE NEW JERSEY

CALENDAR YEAR 2009

REPORT BY PROSECUTORS OF COURT-AUTHORIZED INTERCEPTS OF WIRE, ORAL, OR ELECTRONIC COMMUNICATIONS
PURSUANT TO 18 U.S.C. 2519

A.O. Number *	Number Of Days in Oper- ation ⁴	Average Inter- cepts per Day	Number of ⁵			Costs		Number of					
			Persons Inter- cepted	Intercepts	Incrim- inating Intercepts	Total Cost in \$	Other Than Manpower in \$	Arrests	Trials	Motions to Suppress Intercepts ⁶			Persons Con- victed
										G	D	P	
MERCER (CONTINUED)													
2009-5	19	64	103	1,210	167	18,500	3,000	-	-	-	-	-	-
2009-6	20	153	199	3,066	2,606	353,400	7,800	48	-	-	-	-	34
2009-7	10	153	57	1,533	1,303	RELATED TO NO. 2009-6		RELATED TO NO. 2009-6					
2009-8	6	90	7	543	461	RELATED TO NO. 2009-6		RELATED TO NO. 2009-6					
MIDDLESEX													
2009-1	NI	-	-	-	-	-	-	-	-	-	-	-	-
2009-2	NP	-	-	-	-	-	-	-	-	-	-	-	-
2009-3	NP	-	-	-	-	-	-	-	-	-	-	-	-
2009-4	NP	-	-	-	-	-	-	-	-	-	-	-	-
2009-5	NP	-	-	-	-	-	-	-	-	-	-	-	-
2009-6	NP	-	-	-	-	-	-	-	-	-	-	-	-
MONMOUTH													
2009-1	77	181	376	13,902	599	499,226	-	56	-	-	-	-	-
2009-2	25	9	31	213	13	RELATED TO NO. 2009-1		RELATED TO NO. 2009-1					
2009-3	NP	-	-	-	-	-	-	-	-	-	-	-	-
2009-4	NP	-	-	-	-	-	-	-	-	-	-	-	-
2009-5	NP	-	-	-	-	-	-	-	-	-	-	-	-
2009-6	25	9	31	213	13	RELATED TO NO. 2009-1		RELATED TO NO. 2009-1					
2009-7	29	95	122	2,744	509	RELATED TO NO. 2009-1		RELATED TO NO. 2009-1					
2009-8	25	-	-	-	-	RELATED TO NO. 2009-1		RELATED TO NO. 2009-1					
2009-9	29	108	187	3,144	225	RELATED TO NO. 2009-1		RELATED TO NO. 2009-1					
2009-10	8	170	78	1,358	119	RELATED TO NO. 2009-1		RELATED TO NO. 2009-1					
2009-11	49	55	235	2,705	397	RELATED TO NO. 2009-1		RELATED TO NO. 2009-1					
2009-12	9	-	-	-	-	RELATED TO NO. 2009-1		RELATED TO NO. 2009-1					
2009-13	10	79	85	790	67	RELATED TO NO. 2009-1		RELATED TO NO. 2009-1					
2009-14	48	14	58	660	101	RELATED TO NO. 2009-1		RELATED TO NO. 2009-1					
2009-15	11	61	49	667	105	RELATED TO NO. 2009-1		RELATED TO NO. 2009-1					
2009-16	NP	-	-	-	-	-	-	-	-	-	-	-	-
2009-17	12	70	58	836	22	RELATED TO NO. 2009-1		RELATED TO NO. 2009-1					
2009-18	40	88	85	3,512	1,152	33,125	4,325	-	-	-	-	-	-
2009-19	40	88	85	3,512	1,152	-	-	-	-	-	-	-	-
2009-20	40	81	154	3,248	284	33,971	5,171	-	-	-	-	-	-

⁴ NI indicates never installed. I indicates installed but never used. NP indicates no prosecutor's report.

⁵ NR indicates not reported or could not be determined.

⁶ Motions: G = Granted, D = Denied, P = Pending.

* The first four digits of the A.O. number represent the year in which the wiretap was terminated. Wiretaps that were terminated prior to 2009 were not reported previously because they were part of ongoing investigations.

TABLE B-1
STATE NEW JERSEY

CALENDAR YEAR 2009

**REPORT BY JUDGES OF COURT-AUTHORIZED INTERCEPTS OF WIRE, ORAL, OR ELECTRONIC COMMUNICATIONS
PURSUANT TO 18 U.S.C. 2519**

A.O. Number *	Authorizing Official		Offense Specified	Intercept		Date of Application	Authorized Length		
	Judge	Prosecutor ¹		Type ²	Location ³		Original Order (Days)	Number of Extensions	Total Length (Days)
MONMOUTH (CONTINUED)									
2009-21	LAWSON	VALENTIN	NARCOTICS	WC	D	09/18/2009	30	0	30
2009-22	LAWSON	VALENTIN	NARCOTICS	WC	D	09/18/2009	30	0	30
2009-23	LAWSON	VALENTIN	NARCOTICS	WC	D	10/02/2009	30	0	30
2009-24	LAWSON	VALENTIN	NARCOTICS	WC	D	10/09/2009	30	1	60
2009-25	LAWSON	VALENTIN	NARCOTICS	WC	D	10/09/2009	30	0	30
2009-26	LAWSON	VALENTIN	NARCOTICS	WC	D	10/09/2009	30	2	60
2009-27	LAWSON	VALENTIN	NARCOTICS	WC	R	10/30/2009	30	0	30
MORRIS									
2009-1	MANAHAN	BIANCHI	MURDER	EO	B	09/28/2009	30	0	30
2008-10	CALLAHAN	BIANCHI	NARCOTICS	WC	D	08/07/2008	30	0	30
OCEAN									
2009-1	HODGSON	LYNCH-FORD	MURDER	WC	D	12/08/2009	20	0	20
2009-2	HODGSON	LYNCH-FORD	MURDER	WC	D	12/11/2009	20	0	20
2009-3	HODGSON	LYNCH-FORD	MURDER	WC	D	12/18/2009	20	0	20
2009-4	HODGSON	LYNCH-FORD	MURDER	WC	D	12/23/2009	20	0	20
2008-1	GAROFOLO	LYNCH-FORD	NARCOTICS	WC	D	03/26/2008	20	0	20
2008-2	GAROFOLO	LYNCH-FORD	NARCOTICS	WC	D	03/28/2008	20	0	20
2008-3	GAROFOLO	LYNCH-FORD	NARCOTICS	WC	D	04/18/2008	20	0	20
2008-4	GAROFOLO	LYNCH-FORD	NARCOTICS	WC	D	05/01/2008	30	0	30
2008-5	GAROFOLO	LYNCH-FORD	NARCOTICS	WC	D	05/19/2008	20	1	30
2008-6	GAROFOLO	LYNCH-FORD	NARCOTICS	WC	D	05/22/2008	20	0	20
2008-7	GAROFOLO	LYNCH-FORD	NARCOTICS	WC	D	10/06/2008	20	0	20
2008-8	GAROFOLO	LYNCH-FORD	NARCOTICS	WC	D	10/06/2008	20	0	20
2008-9	GAROFOLO	LYNCH-FORD	NARCOTICS	WC	D	10/06/2008	20	0	20
2008-10	GAROFOLO	LYNCH-FORD	MURDER	OO	D	10/17/2008	30	1	46
2008-11	GAROFOLO	LYNCH-FORD	NARCOTICS	WC	D	10/22/2008	20	0	20
2008-12	GAROFOLO	LYNCH-FORD	MURDER	WC,WS	D,H	10/22/2008	20	1	30
PASSAIC									
2009-1	CLARK	AVIGLIANO	NARCOTICS	WC	D	01/12/2009	20	0	20
2009-2	CLARK	AVIGLIANO	NARCOTICS	WC	D	01/15/2009	20	1	50
2009-3	CLARK	AVIGLIANO	NARCOTICS	WC	D	01/16/2009	20	0	20
2009-4	CLARK	AVIGLIANO	NARCOTICS	WC	D	01/16/2009	20	1	30

¹ The prosecuting official authorized the filing of the application under provisions of the state's statute. (See Table 1 for this state's statutory citation.)

² Type: WC = Cellular or Mobile Telephone (Wire), WS = Standard Telephone (Wire), WO = Other (Wire), OM = Microphone (Oral), OO = Other (Oral), ED = Digital Pager (Electronic), EE = Computer or E-Mail (Electronic), EF = Fax Machine (Electronic), EO = Other (Electronic).

³ Location: D = Portable Device, H = Personal Residence, B = Business, A = Public Area, O = Other Location, R = Roving (Relaxed Specification Order), N = Not Specified.

* The first four digits of the A.O. number represent the year in which the wiretap was terminated. Wiretaps that were terminated prior to 2009 were not reported previously because they were part of ongoing investigations.

TABLE B-1
STATE NEW JERSEY

CALENDAR YEAR 2009

**REPORT BY PROSECUTORS OF COURT-AUTHORIZED INTERCEPTS OF WIRE, ORAL, OR ELECTRONIC COMMUNICATIONS
PURSUANT TO 18 U.S.C. 2519**

A.O. Number *	Number Of Days in Oper- ation ⁴	Average Inter- cepts per Day	Number of ⁵			Costs		Number of					
			Persons Inter- cepted	Intercepts	Incrim- inating Intercepts	Total Cost in \$	Other Than Manpower in \$	Arrests	Trials	Motions to Suppress Intercepts ⁶			Persons Con- victed
										G	D	P	
MONMOUTH (CONTINUED)													
2009-21	NI	-	-	-	-	-	-	-	-	-	-	-	-
2009-22	12	13	12	156	22	18,462	750	22	-	-	-	-	-
2009-23	13	5	5	64	1	RELATED TO NO. 2009-22		RELATED TO NO. 2009-22					
2009-24	37	234	195	8,672	3,301	RELATED TO NO. 2009-22		RELATED TO NO. 2009-22					
2009-25	NP	-	-	-	-	-	-	-	-	-	-	-	-
2009-26	NP	-	-	-	-	-	-	-	-	-	-	-	-
2009-27	19	84	203	1,592	454	RELATED TO NO. 2009-22		RELATED TO NO. 2009-22					
MORRIS													
2009-1	NP	-	-	-	-	-	-	-	-	-	-	-	-
2008-10	3	125	37	374	130	23,705	930	-	-	-	-	-	-
OCEAN													
2009-1	18	36	60	654	-	9,159	-	-	-	-	-	-	-
2009-2	17	87	60	1,478	30	8,653	-	3	-	-	-	-	-
2009-3	3	35	12	106	-	1,527	-	-	-	-	-	-	-
2009-4	5	146	60	732	-	2,545	-	-	-	-	-	-	-
2008-1	20	92	109	1,844	166	100,875	6,315	-	-	-	-	-	-
2008-2	20	101	110	2,012	402	100,875	6,315	-	-	-	-	-	-
2008-3	17	24	62	414	403	97,850	6,126	12	-	-	-	-	-
2008-4	20	55	53	1,095	109	100,875	6,315	3	-	-	-	-	-
2008-5	21	172	279	3,610	970	117,350	6,500	11	-	-	-	-	-
2008-6	20	140	279	2,806	594	116,160	6,400	RELATED TO NO. 2008-5					
2008-7	20	137	48	2,747	681	116,160	6,400	12	-	-	-	-	-
2008-8	20	78	33	1,556	346	RELATED TO NO. 2008-7		RELATED TO NO. 2008-7					
2008-9	20	20	13	393	24	RELATED TO NO. 2008-7		RELATED TO NO. 2008-7					
2008-10	46	2	6	95	8	237,060	13,060	-	-	-	-	-	-
2008-11	15	90	20	1,349	212	RELATED TO NO. 2008-7		RELATED TO NO. 2008-7					
2008-12	30	19	35	575	43	124,456	6,856	-	-	-	-	-	-
PASSAIC													
2009-1	16	34	65	548	490	68,000	10,000	6	-	-	-	-	-
2009-2	29	7	4	193	79	100,000	10,000	9	-	-	-	-	-
2009-3	15	109	24	1,628	193	12,214	-	4	-	-	-	-	-
2009-4	30	19	12	576	96	155,000	40,000	-	-	-	-	-	-

⁴ NI indicates never installed. I indicates installed but never used. NP indicates no prosecutor's report.

⁵ NR indicates not reported or could not be determined.

⁶ Motions: G = Granted, D = Denied, P = Pending.

* The first four digits of the A.O. number represent the year in which the wiretap was terminated. Wiretaps that were terminated prior to 2009 were not reported previously because they were part of ongoing investigations.

**TABLE B-1
STATE NEW JERSEY**

CALENDAR YEAR 2009

**REPORT BY JUDGES OF COURT-AUTHORIZED INTERCEPTS OF WIRE, ORAL, OR ELECTRONIC COMMUNICATIONS
PURSUANT TO 18 U.S.C. 2519**

A.O. Number *	Authorizing Official		Offense Specified	Intercept		Date of Application	Authorized Length		
	Judge	Prosecutor ¹		Type ²	Location ³		Original Order (Days)	Number of Extensions	Total Length (Days)
PASSAIC (CONTINUED)									
2009-5	CLARK	AVIGLIANO	NARCOTICS	WC	D	01/16/2009	20	1	30
2009-6	CLARK	AVIGLIANO	NARCOTICS	WC	D	02/02/2009	20	0	20
2009-7	CLARK	AVIGLIANO	NARCOTICS	WC	D	02/09/2009	20	0	20
2009-8	CLARK	AVIGLIANO	NARCOTICS	WC	D	02/19/2009	20	0	20
2009-9	CLARK	MONGIARDO	NARCOTICS	WC	D	04/17/2009	20	0	20
2009-10	CLARK	MONGIARDO	NARCOTICS	WC	D	04/23/2009	20	0	20
2009-11	CLARK	MONGIARDO	NARCOTICS	WC	D	05/04/2009	20	0	20
2009-12	CLARK	MONGIARDO	NARCOTICS	WC	D	05/05/2009	20	0	20
2009-13	CLARK	MONGIARDO	NARCOTICS	WC	D	05/05/2009	20	0	20
2009-14	CLARK	MONGIARDO	NARCOTICS	WC	D	06/19/2009	20	0	20
2009-15	CLARK	VALDES	NARCOTICS	WC	D	07/01/2009	20	0	20
2009-16	CARROLL	VALDES	NARCOTICS	WC	D	07/24/2009	20	0	20
2009-17	CARROLL	VALDES	NARCOTICS	WC	D	08/11/2009	20	2	40
2009-18	CLARK	VALDES	NARCOTICS	WC	D	08/18/2009	20	0	20
2009-19	CLARK	VALDES	NARCOTICS	WC	D	08/29/2009	20	0	20
2009-20	CARROLL	VALDES	NARCOTICS	WC	D	09/15/2009	20	0	20
2009-21	CAPOSELA	VALDES	NARCOTICS	WC	D	11/20/2009	20	1	30
2009-22	CAPOSELA	VALDES	NARCOTICS	WC	D	12/11/2009	20	0	20
SALEM									
2008-1	GAROFOLO	LENAHAN	NARCOTICS	WC	D	03/03/2008	20	0	20
2008-2	GAROFOLO	LENAHAN	NARCOTICS	WC	D	03/03/2008	20	0	20
2008-3	GAROFOLO	LENAHAN	NARCOTICS	WC	D	03/12/2008	20	0	20
SOMERSET									
2009-1	FEINBERG	FORREST	NARCOTICS	WC	D	01/08/2009	20	2	40
2009-2	FEINBERG	FORREST	NARCOTICS	WC	D	01/08/2009	20	2	40
2009-3	FEINBERG	FORREST	NARCOTICS	WC,EO	D	01/08/2009	20	2	40
2009-4	FEINBERG	FORREST	NARCOTICS	WC	D	01/12/2009	20	2	40
2009-5	FEINBERG	FORREST	NARCOTICS	WC	D	01/12/2009	20	2	40
2009-6	FEINBERG	FORREST	NARCOTICS	WC	D	01/12/2009	20	2	40
2009-7	FEINBERG	FORREST	NARCOTICS	WC	D	01/12/2009	20	2	40
2009-8	FEINBERG	FORREST	NARCOTICS	WC	D	01/12/2009	20	0	20
2009-9	FEINBERG	FORREST	NARCOTICS	WC	D	01/28/2009	30	0	30

¹ The prosecuting official authorized the filing of the application under provisions of the state's statute. (See Table 1 for this state's statutory citation.)

² Type: WC = Cellular or Mobile Telephone (Wire), WS = Standard Telephone (Wire), WO = Other (Wire), OM = Microphone (Oral), OO = Other (Oral), ED = Digital Pager (Electronic), EE = Computer or E-Mail (Electronic), EF = Fax Machine (Electronic), EO = Other (Electronic).

³ Location: D = Portable Device, H = Personal Residence, B = Business, A = Public Area, O = Other Location, R = Roving (Relaxed Specification Order), N = Not Specified.

* The first four digits of the A.O. number represent the year in which the wiretap was terminated. Wiretaps that were terminated prior to 2009 were not reported previously because they were part of ongoing investigations.

**TABLE B-1
STATE NEW JERSEY**

CALENDAR YEAR 2009

**REPORT BY PROSECUTORS OF COURT-AUTHORIZED INTERCEPTS OF WIRE, ORAL, OR ELECTRONIC COMMUNICATIONS
PURSUANT TO 18 U.S.C. 2519**

A.O. Number *	Number Of Days in Oper- ation ⁴	Average Inter- cepts per Day	Number of ⁵			Costs		Number of					
			Persons Inter- cepted	Intercepts	Incrim- inating Intercepts	Total Cost in \$	Other Than Manpower in \$	Arrests	Trials	Motions to Suppress Intercepts ⁶			Persons Con- victed
										G	D	P	
PASSAIC (CONTINUED)													
2009-5	30	184	66	5,513	479	12,217	-	9	-	-	-	-	-
2009-6	10	35	13	351	26	RELATED TO NO. 2009-2		6	-	-	-	-	-
2009-7	17	69	90	1,165	314	RELATED TO NO. 2009-4		4	-	-	-	-	-
2009-8	14	26	29	364	108	RELATED TO NO. 2009-4		5	-	-	-	-	-
2009-9	20	54	47	1,074	570	92,000	15,000	4	-	-	-	-	-
2009-10	13	55	32	710	147	39,000	10,000	9	-	-	-	-	-
2009-11	4	66	16	265	107	RELATED TO NO. 2009-10		5	-	-	-	-	-
2009-12	15	27	20	405	99	RELATED TO NO. 2009-9		3	-	-	-	-	-
2009-13	15	3	3	43	7	RELATED TO NO. 2009-9		3	-	-	-	-	-
2009-14	1	-	-	-	-	10,200	3,500	-	-	-	-	-	-
2009-15	6	-	-	-	-	RELATED TO NO. 2009-14		-	-	-	-	-	-
2009-16	1	-	-	-	-	RELATED TO NO. 2009-19		-	-	-	-	-	-
2009-17	40	57	48	2,283	632	110,000	10,000	9	-	-	-	-	-
2009-18	8	134	21	1,073	198	20,000	5,000	3	-	-	-	-	-
2009-19	3	341	45	1,022	271	13,000	7,000	3	-	-	-	-	-
2009-20	3	36	2	109	15	RELATED TO NO. 2009-17		4	-	-	-	-	-
2009-21	30	503	109	15,098	1,753	88,000	10,000	13	-	-	-	-	-
2009-22	11	217	102	2,390	647	RELATED TO NO. 2009-10		13	-	-	-	-	-
SALEM													
2008-1	18	67	58	1,204	130	55,200	1,200	7	-	-	-	-	-
2008-2	18	76	29	1,363	84	55,000	1,000	5	-	-	-	-	-
2008-3	8	51	35	409	22	3,200	800	4	-	-	-	-	-
SOMERSET													
2009-1	32	63	200	2,003	1,500	75,000	15,000	-	-	-	-	-	-
2009-2	32	237	200	7,589	6,400	RELATED TO NO. 2009-1		-	-	-	-	-	-
2009-3	32	115	200	3,670	3,000	RELATED TO NO. 2009-1		-	-	-	-	-	-
2009-4	28	175	200	4,888	400	RELATED TO NO. 2009-1		-	-	-	-	-	-
2009-5	28	302	200	8,463	7,900	RELATED TO NO. 2009-1		-	-	-	-	-	-
2009-6	27	265	200	7,157	6,000	RELATED TO NO. 2009-1		-	-	-	-	-	-
2009-7	32	27	40	860	500	RELATED TO NO. 2009-1		-	-	-	-	-	-
2009-8	15	98	20	1,465	10	RELATED TO NO. 2009-1		-	-	-	-	-	-
2009-9	13	44	50	569	300	RELATED TO NO. 2009-1		-	-	-	-	-	-

⁴ NI indicates never installed. I indicates installed but never used. NP indicates no prosecutor's report.

⁵ NR indicates not reported or could not be determined.

⁶ Motions: G = Granted, D = Denied, P = Pending.

* The first four digits of the A.O. number represent the year in which the wiretap was terminated. Wiretaps that were terminated prior to 2009 were not reported previously because they were part of ongoing investigations.

TABLE B-1
STATE NEW JERSEY

CALENDAR YEAR 2009

**REPORT BY JUDGES OF COURT-AUTHORIZED INTERCEPTS OF WIRE, ORAL, OR ELECTRONIC COMMUNICATIONS
PURSUANT TO 18 U.S.C. 2519**

A.O. Number *	Authorizing Official		Offense Specified	Intercept		Date of Application	Authorized Length		
	Judge	Prosecutor ¹		Type ²	Location ³		Original Order (Days)	Number of Extensions	Total Length (Days)
SOMERSET (CONTINUED)									
2009-10	FEINBERG	FORREST	NARCOTICS	WC	D	01/28/2009	20	0	20
2009-11	FEINBERG	FORREST	NARCOTICS	WC	D	01/28/2009	20	0	20
2009-12	FEINBERG	FORREST	NARCOTICS	WC	D	01/28/2009	20	0	20
2009-13	FEINBERG	FORREST	NARCOTICS	WC	D	08/06/2009	20	0	20
2009-14	FEINBERG	FORREST	NARCOTICS	WC	D	08/12/2009	20	0	20
2009-15	FEINBERG	FORREST	NARCOTICS	WC	D	08/14/2009	20	0	20
2009-16	FEINBERG	FORREST	NARCOTICS	WC	D	08/15/2009	20	0	20
2009-17	FEINBERG	FORREST	NARCOTICS	WC	D	08/16/2009	20	1	30
2009-18	FEINBERG	FORREST	NARCOTICS	WC	D	08/17/2009	20	0	20
2009-19	FEINBERG	FORREST	NARCOTICS	WC	D	08/19/2009	30	0	30
2009-20	FEINBERG	FORREST	NARCOTICS	WC	D	08/25/2009	20	0	20
2007-27	FEINBERG	FORREST	NARCOTICS	WC	D	08/15/2007	20	0	20
STATE ATTORNEY GENERAL									
2009-1	CLARK	MILGRAM	NARCOTICS	WC	D	01/30/2009	20	1	30
2009-2	CALLAHAN	MILGRAM	RACKETEERING	WC	D	02/20/2009	20	0	20
2009-3	CALLAHAN	MILGRAM	NARCOTICS	WC	D	03/30/2009	20	0	20
2009-4	LAWSON	MILGRAM	NARCOTICS	WC	D	04/02/2009	20	0	20
2009-5	FRANCIS	MILGRAM	NARCOTICS	WC	D	04/16/2009	30	1	50
2009-6	GAROFOLO	MILGRAM	NARCOTICS	WC,EO	D	04/20/2009	20	0	20
2009-7	GAROFOLO	MILGRAM	NARCOTICS	WC	D	04/20/2009	20	0	20
2009-8	LAWSON	MILGRAM	NARCOTICS	WC	D	04/30/2009	20	0	20
2009-9	CALLAHAN	MILGRAM	RACKETEERING	WC	D	06/24/2009	30	0	30
2009-10	CALLAHAN	MILGRAM	RACKETEERING	WC	D,R	06/24/2009	30	1	60
2009-11	CALLAHAN	MILGRAM	NARCOTICS	WC	D	08/13/2009	20	3	70
2009-12	CALLAHAN	MILGRAM	RACKETEERING	WC	D	08/28/2009	30	0	30
2009-13	CALLAHAN	MILGRAM	NARCOTICS	WC	D	09/03/2009	20	1	50
2009-14	CALLAHAN	MILGRAM	NARCOTICS	WC	D	09/03/2009	20	0	20
2009-15	CALLAHAN	MILGRAM	NARCOTICS	WC	D	09/03/2009	20	0	20
2009-16	CALLAHAN	MILGRAM	NARCOTICS	WC	D	09/15/2009	20	1	50
2009-17	CALLAHAN	MILGRAM	NARCOTICS	WC	D	09/15/2009	20	0	20
2009-18	CALLAHAN	MILGRAM	RACKETEERING	WC	D	10/23/2009	30	1	60
2009-19	FRANCIS	MILGRAM	NARCOTICS	WC,EO	D	11/12/2009	20	0	20

¹ The prosecuting official authorized the filing of the application under provisions of the state's statute. (See Table 1 for this state's statutory citation.)

² Type: WC = Cellular or Mobile Telephone (Wire), WS = Standard Telephone (Wire), WO = Other (Wire), OM = Microphone (Oral), OO = Other (Oral), ED = Digital Pager (Electronic), EE = Computer or E-Mail (Electronic), EF = Fax Machine (Electronic), EO = Other (Electronic).

³ Location: D = Portable Device, H = Personal Residence, B = Business, A = Public Area, O = Other Location, R = Roving (Relaxed Specification Order), N = Not Specified.

* The first four digits of the A.O. number represent the year in which the wiretap was terminated. Wiretaps that were terminated prior to 2009 were not reported previously because they were part of ongoing investigations.

TABLE B-1

STATE NEW JERSEY

CALENDAR YEAR 2009

**REPORT BY PROSECUTORS OF COURT-AUTHORIZED INTERCEPTS OF WIRE, ORAL, OR ELECTRONIC COMMUNICATIONS
PURSUANT TO 18 U.S.C. 2519**

A.O. Number *	Number Of Days in Oper- ation ⁴	Average Inter- cepts per Day	Number of ⁵			Costs		Number of					
			Persons Inter- cepted	Intercepts	Incrim- inating Intercepts	Total Cost in \$	Other Than Manpower in \$	Arrests	Trials	Motions to Suppress Intercepts ⁶			Persons Con- victed
										G	D	P	
SOMERSET (CONTINUED)													
2009-10	I	-	-	-	-	RELATED TO NO. 2009-1		-	-	-	-	-	-
2009-11	13	186	40	2,421	260	RELATED TO NO. 2009-1		-	-	-	-	-	-
2009-12	13	-	2	2	-	RELATED TO NO. 2009-1		-	-	-	-	-	-
2009-13	1	25	2	25	-	RELATED TO NO. 2009-17		-	-	-	-	-	-
2009-14	7	52	30	364	33	RELATED TO NO. 2009-17		-	-	-	-	-	-
2009-15	18	42	65	754	96	15,000	5,000	-	-	-	-	-	-
2009-16	NI	-	-	-	-	-	-	-	-	-	-	-	-
2009-17	26	214	185	5,570	126	20,000	5,000	-	-	-	-	-	-
2009-18	13	16	36	203	12	RELATED TO NO. 2009-17		-	-	-	-	-	-
2009-19	13	93	80	1,214	422	RELATED TO NO. 2009-15		-	-	-	-	-	-
2009-20	7	129	48	905	154	RELATED TO NO. 2009-15		-	-	-	-	-	-
2007-27	NI	-	-	-	-	-	-	-	-	-	-	-	-
STATE ATTORNEY GENERAL													
2009-1	30	27	128	805	467	24,050	-	-	-	-	-	-	-
2009-2	20	40	4	805	73	24,050	-	-	-	-	-	-	-
2009-3	NP	-	-	-	-	-	-	-	-	-	-	-	-
2009-4	NP	-	-	-	-	-	-	-	-	-	-	-	-
2009-5	NP	-	-	-	-	-	-	-	-	-	-	-	-
2009-6	NP	-	-	-	-	-	-	-	-	-	-	-	-
2009-7	14	20	8,584	284	284	132,491	1,250	-	-	-	-	-	-
2009-8	NP	-	-	-	-	-	-	-	-	-	-	-	-
2009-9	NP	-	-	-	-	-	-	-	-	-	-	-	-
2009-10	NP	-	-	-	-	-	-	-	-	-	-	-	-
2009-11	NP	-	-	-	-	-	-	-	-	-	-	-	-
2009-12	NP	-	-	-	-	-	-	-	-	-	-	-	-
2009-13	NP	-	-	-	-	-	-	-	-	-	-	-	-
2009-14	NP	-	-	-	-	-	-	-	-	-	-	-	-
2009-15	NP	-	-	-	-	-	-	-	-	-	-	-	-
2009-16	NP	-	-	-	-	-	-	-	-	-	-	-	-
2009-17	NP	-	-	-	-	-	-	-	-	-	-	-	-
2009-18	NP	-	-	-	-	-	-	-	-	-	-	-	-
2009-19	NP	-	-	-	-	-	-	-	-	-	-	-	-

⁴ NI indicates never installed. I indicates installed but never used. NP indicates no prosecutor's report.

⁵ NR indicates not reported or could not be determined.

⁶ Motions: G = Granted, D = Denied, P = Pending.

* The first four digits of the A.O. number represent the year in which the wiretap was terminated. Wiretaps that were terminated prior to 2009 were not reported previously because they were part of ongoing investigations.

TABLE B-1

STATE NEW JERSEY

CALENDAR YEAR 2009

**REPORT BY JUDGES OF COURT-AUTHORIZED INTERCEPTS OF WIRE, ORAL, OR ELECTRONIC COMMUNICATIONS
PURSUANT TO 18 U.S.C. 2519**

A.O. Number *	Authorizing Official		Offense Specified	Intercept		Date of Application	Authorized Length		
	Judge	Prosecutor ¹		Type ²	Location ³		Original Order (Days)	Number of Extensions	Total Length (Days)
STATE ATTORNEY GENERAL (CONTINUED)									
2009-20	CALLAHAN	MILGRAM	RACKETEERING	WC	D	12/14/2009	30	1	60
2009-21	CALLAHAN	MILGRAM	RACKETEERING	WC	D	12/14/2009	30	1	60
2008-40	CALLAHAN	VAZQUEZ	NARCOTICS	OM	O	12/08/2007	20	1	30
2008-41	SYPEK	MILGRAM	NARCOTICS	WC,EO	D	01/24/2008	30	0	30
2008-42	SYPEK	MILGRAM	RACKETEERING	WC	D	03/10/2008	30	0	30
2008-43	SYPEK	MILGRAM	RACKETEERING	WC,EO	D	03/10/2008	30	0	30
2008-44	LAWSON	MILGRAM	NARCOTICS	WC,EO	D	06/17/2008	20	0	20
2008-45	LAWSON	MILGRAM	NARCOTICS	WC,EO	D	06/17/2008	20	0	20
2008-46	LAWSON	MILGRAM	NARCOTICS	WC,EO	D	06/30/2008	20	0	20
2008-47	LAWSON	MILGRAM	NARCOTICS	WC,EO	D	06/30/2008	30	0	30
2008-48	LAWSON	MILGRAM	NARCOTICS	WC,EO	D	07/10/2008	20	0	20
2008-49	LAWSON	MILGRAM	NARCOTICS	WC,EO	D	08/06/2008	20	0	20
2008-50	LAWSON	MILGRAM	NARCOTICS	WC,EO	D	08/06/2008	20	0	20
2008-51	LAWSON	MILGRAM	NARCOTICS	WC,EO	D	12/02/2008	30	3	120
2006-112	CALLAHAN	FARBER	RACKETEERING	WC	D	07/17/2006	30	0	30
UNION									
2009-1	DONOHUE	ROMANKOW	CONSPIRACY	WC	D	02/02/2009	20	0	20
2009-2	DONOHUE	ROMANKOW	CONSPIRACY	WC	D	02/12/2009	20	0	20
2009-3	DONOHUE	ROMANKOW	CONSPIRACY	WC	D	02/12/2009	20	0	20
2009-4	DONOHUE	ROMANKOW	NARCOTICS	WC	D	02/13/2009	30	2	90
2009-5	DONOHUE	ROMANKOW	NARCOTICS	WC	D	02/20/2009	30	0	30
2009-6	DONOHUE	ROMANKOW	NARCOTICS	WC	D	02/23/2009	30	1	50
2009-7	DONOHUE	ROMANKOW	NARCOTICS	WC	D	02/26/2009	30	0	30
2009-8	DONOHUE	ROMANKOW	NARCOTICS	WC	D	03/04/2009	30	0	30
2009-9	DONOHUE	ROMANKOW	NARCOTICS	WC	D	03/10/2009	30	0	30
2009-10	DONOHUE	ROMANKOW	NARCOTICS	WC	D	03/20/2009	30	0	30
2009-11	DONOHUE	ROMANKOW	NARCOTICS	WC	D	03/25/2009	30	0	30
2009-12	DONOHUE	ROMANKOW	NARCOTICS	WC	D	03/25/2009	30	0	30
2009-13	DONOHUE	ROMANKOW	NARCOTICS	OO	O	03/25/2009	30	1	60
2009-14	DONOHUE	ROMANKOW	NARCOTICS	OO	H	04/17/2009	30	0	30
2009-15	DONOHUE	ROMANKOW	NARCOTICS	WC	D	04/20/2009	30	0	30
2009-16	DONOHUE	ROMANKOW	MURDER	WC	D	05/28/2009	20	0	20

¹ The prosecuting official authorized the filing of the application under provisions of the state's statute. (See Table 1 for this state's statutory citation.)

² Type: WC = Cellular or Mobile Telephone (Wire), WS = Standard Telephone (Wire), WO = Other (Wire), OM = Microphone (Oral), OO = Other (Oral), ED = Digital Pager (Electronic), EE = Computer or E-Mail (Electronic), EF = Fax Machine (Electronic), EO = Other (Electronic).

³ Location: D = Portable Device, H = Personal Residence, B = Business, A = Public Area, O = Other Location, R = Roving (Relaxed Specification Order), N = Not Specified.

* The first four digits of the A.O. number represent the year in which the wiretap was terminated. Wiretaps that were terminated prior to 2009 were not reported previously because they were part of ongoing investigations.

TABLE B-1

STATE NEW JERSEY

CALENDAR YEAR 2009

**REPORT BY PROSECUTORS OF COURT-AUTHORIZED INTERCEPTS OF WIRE, ORAL, OR ELECTRONIC COMMUNICATIONS
PURSUANT TO 18 U.S.C. 2519**

A.O. Number *	Number Of Days in Oper- ation ⁴	Average Inter- cepts per Day	Number of ⁵			Costs		Number of					
			Persons Inter- cepted	Intercepts	Incrim- inating Intercepts	Total Cost in \$	Other Than Manpower in \$	Arrests	Trials	Motions to Suppress Intercepts ⁶			Persons Con- victed
										G	D	P	
STATE ATTORNEY GENERAL (CONTINUED)													
2009-20	NP	-	-	-	-	-	-	-	-	-	-	-	-
2009-21	NP	-	-	-	-	-	-	-	-	-	-	-	-
2008-40	14	6	3	81	22	101,201	1,000	-	-	-	-	-	-
2008-41	30	74	163	2,216	152	55,106	1,950	-	-	-	-	-	-
2008-42	1	1	-	1	-	5,365	435	-	-	-	-	-	-
2008-43	30	195	276	5,849	624	57,190	1,950	-	-	-	-	-	-
2008-44	15	26	5	393	27	18,128	1,250	-	-	-	-	-	-
2008-45	20	54	7	1,083	90	25,183	2,000	-	-	-	-	-	-
2008-46	20	108	10	2,170	256	24,443	775	-	-	-	-	-	-
2008-47	20	55	3	1,094	31	5,930	2,000	-	-	-	-	-	-
2008-48	17	175	8	2,980	251	20,818	2,000	-	-	-	-	-	-
2008-49	10	182	13	1,819	269	16,188	1,250	-	-	-	-	-	-
2008-50	20	107	5	2,138	270	25,888	1,250	-	-	-	-	-	-
2008-51	96	-	6	41	13	3,977	-	-	-	-	-	-	-
2006-112	30	41	297	1,232	413	36,904	-	-	-	-	-	-	-
UNION													
2009-1	18	88	17	1,581	349	-	-	-	-	-	-	-	-
2009-2	19	2	3	29	-	-	-	-	-	-	-	-	-
2009-3	19	50	17	945	119	-	-	-	-	-	-	-	-
2009-4	NP	-	-	-	-	-	-	-	-	-	-	-	-
2009-5	NP	-	-	-	-	-	-	-	-	-	-	-	-
2009-6	NP	-	-	-	-	-	-	-	-	-	-	-	-
2009-7	NP	-	-	-	-	-	-	-	-	-	-	-	-
2009-8	NP	-	-	-	-	-	-	-	-	-	-	-	-
2009-9	NP	-	-	-	-	-	-	-	-	-	-	-	-
2009-10	NP	-	-	-	-	-	-	-	-	-	-	-	-
2009-11	NP	-	-	-	-	-	-	-	-	-	-	-	-
2009-12	NP	-	-	-	-	-	-	-	-	-	-	-	-
2009-13	NP	-	-	-	-	-	-	-	-	-	-	-	-
2009-14	NI	-	-	-	-	-	-	-	-	-	-	-	-
2009-15	NP	-	-	-	-	-	-	-	-	-	-	-	-
2009-16	4	48	2	191	34	2	1	-	-	-	-	-	-

⁴ NI indicates never installed. I indicates installed but never used. NP indicates no prosecutor's report.

⁵ NR indicates not reported or could not be determined.

⁶ Motions: G = Granted, D = Denied, P = Pending.

* The first four digits of the A.O. number represent the year in which the wiretap was terminated. Wiretaps that were terminated prior to 2009 were not reported previously because they were part of ongoing investigations.

REPORT BY JUDGES OF COURT-AUTHORIZED INTERCEPTS OF WIRE, ORAL, OR ELECTRONIC COMMUNICATIONS
PURSUANT TO 18 U.S.C. 2519

A.O. Number *	Authorizing Official		Offense Specified	Intercept		Date of Application	Authorized Length		
	Judge	Prosecutor ¹		Type ²	Location ³		Original Order (Days)	Number of Extensions	Total Length (Days)
UNION (CONTINUED)									
2009-17	DONOHUE	ROMANKOW	MURDER	WC	D	05/28/2009	20	0	20
2009-18	DONOHUE	ROMANKOW	OTHER	OO	D	07/13/2009	30	0	30
2009-19	DONOHUE	ROMANKOW	NARCOTICS	WC	D	10/20/2009	30	1	60
2009-20	DONOHUE	ROMANKOW	NARCOTICS	WC	D	10/20/2009	30	0	30
2009-21	DONOHUE	ROMANKOW	NARCOTICS	WC	D	10/30/2009	30	1	60
2009-22	DONOHUE	ROMANKOW	NARCOTICS	WC	D	11/04/2009	30	1	60
2009-23	DONOHUE	ROMANKOW	NARCOTICS	WC	D	11/13/2009	30	0	30
2009-24	DONOHUE	ROMANKOW	NARCOTICS	WC	D	11/27/2009	30	0	30
WARREN									
2009-1	FEINBERG	FERGUSON	NARCOTICS	WC	D	05/20/2009	20	0	20

¹ The prosecuting official authorized the filing of the application under provisions of the state's statute. (See Table 1 for this state's statutory citation.)

² Type: WC = Cellular or Mobile Telephone (Wire), WS = Standard Telephone (Wire), WO = Other (Wire), OM = Microphone (Oral), OO = Other (Oral), ED = Digital Pager (Electronic), EE = Computer or E-Mail (Electronic), EF = Fax Machine (Electronic), EO = Other (Electronic).

³ Location: D = Portable Device, H = Personal Residence, B = Business, A = Public Area, O = Other Location, R = Roving (Relaxed Specification Order), N = Not Specified.

* The first four digits of the A.O. number represent the year in which the wiretap was terminated. Wiretaps that were terminated prior to 2009 were not reported previously because they were part of ongoing investigations.

TABLE B-1

STATE NEW JERSEY

CALENDAR YEAR 2009

**REPORT BY PROSECUTORS OF COURT-AUTHORIZED INTERCEPTS OF WIRE, ORAL, OR ELECTRONIC COMMUNICATIONS
PURSUANT TO 18 U.S.C. 2519**

A.O. Number *	Number Of Days in Oper- ation ⁴	Average Inter- cepts per Day	Number of ⁵			Costs		Number of					
			Persons Inter- cepted	Intercepts	Incrim- inating Intercepts	Total Cost in \$	Other Than Manpower in \$	Arrests	Trials	Motions to Suppress Intercepts ⁶			Persons Con- victed
										G	D	P	
UNION (CONTINUED)													
2009-17	4	102	2	406	34	2	1	-	-	-	-	-	-
2009-18	NP	-	-	-	-	-	-	-	-	-	-	-	-
2009-19	NP	-	-	-	-	-	-	-	-	-	-	-	-
2009-20	NP	-	-	-	-	-	-	-	-	-	-	-	-
2009-21	NP	-	-	-	-	-	-	-	-	-	-	-	-
2009-22	NP	-	-	-	-	-	-	-	-	-	-	-	-
2009-23	NP	-	-	-	-	-	-	-	-	-	-	-	-
2009-24	NP	-	-	-	-	-	-	-	-	-	-	-	-
WARREN													
2009-1	20	55	NR	1,105	NR	97,350	25,000	-	-	-	-	-	-

⁴ NI indicates never installed. I indicates installed but never used. NP indicates no prosecutor's report.

⁵ NR indicates not reported or could not be determined.

⁶ Motions: G = Granted, D = Denied, P = Pending.

* The first four digits of the A.O. number represent the year in which the wiretap was terminated. Wiretaps that were terminated prior to 2009 were not reported previously because they were part of ongoing investigations.

TABLE B-1
STATE NEW YORK

CALENDAR YEAR 2009

**REPORT BY JUDGES OF COURT-AUTHORIZED INTERCEPTS OF WIRE, ORAL, OR ELECTRONIC COMMUNICATIONS
PURSUANT TO 18 U.S.C. 2519**

A.O. Number *	Authorizing Official		Offense Specified	Intercept		Date of Application	Authorized Length		
	Judge	Prosecutor ¹		Type ²	Location ³		Original Order (Days)	Number of Extensions	Total Length (Days)
ALBANY									
2009-1	TERESI	SOARES	NARCOTICS	WC,WS	D,H	09/23/2008	30	4	150
2009-2	TERESI	SOARES	NARCOTICS	WC	D	05/20/2009	28	0	28
FRANKLIN									
2009-1	MAIN	CHAMPAGNE	\$LAUNDERING	WS	H	05/07/2009	30	1	60
2009-2	MAIN	CHAMPAGNE	\$LAUNDERING	WS	B	05/07/2009	30	1	60
2009-3	DEMAREST	CHAMPAGNE	\$LAUNDERING	WC	D	05/20/2009	29	0	29
2009-4	DEMAREST	CHAMPAGNE	\$LAUNDERING	WC	D	05/20/2009	29	0	29
2009-5	DEMAREST	CHAMPAGNE	NARCOTICS	WS	H	05/20/2009	29	0	29
2009-6	DEMAREST	CHAMPAGNE	\$LAUNDERING	WC	D	05/20/2009	29	0	29
2009-7	DEMAREST	CHAMPAGNE	NARCOTICS	WC	D	05/20/2009	29	0	29
2009-8	DEMAREST	CHAMPAGNE	\$LAUNDERING	WC	D	05/20/2009	29	0	29
2009-9	DEMAREST	CHAMPAGNE	\$LAUNDERING	WC	D	05/20/2009	29	0	29
KINGS									
2009-1	WALSH	HYNES	GAMBLING	WC	D	10/17/2008	28	5	168
2009-2	WALSH	HYNES	GAMBLING	WC	D	11/13/2008	28	3	112
2009-3	WALSH	HYNES	GAMBLING	WC	D	11/13/2008	28	3	112
2009-4	WALSH	HYNES	GAMBLING	WC	D	01/08/2009	28	6	196
2009-5	WALSH	HYNES	GAMBLING	WC	D	01/16/2009	20	2	76
2009-6	WALSH	HYNES	NARCOTICS	WC	D	02/09/2009	30	0	30
2009-7	WALSH	HYNES	NARCOTICS	WC	D	02/11/2009	28	1	57
2009-8	WALSH	FEINSTEIN	MURDER	WC	D	02/13/2009	4	1	11
2009-9	WALSH	HYNES	LARCENY	WS	D	02/17/2009	30	0	30
2009-10	WALSH	HYNES	NARCOTICS	WC	D	02/18/2009	30	0	30
2009-11	WALSH	FEINSTEIN	NARCOTICS	WC	D	02/18/2009	30	0	30
2009-12	WALSH	HYNES	NARCOTICS	WC	D	02/27/2009	30	0	30
2009-13	WALSH	HYNES	GAMBLING	WC	D	04/02/2009	28	4	140
2009-14	WALSH	HYNES	GAMBLING	WC	D	06/11/2009	15	1	43
2009-15	WALSH	HYNES	GAMBLING	OM	D,O	06/25/2009	28	0	28
2009-16	WALSH	HYNES	LOAN-SHARKING	WC	D	07/23/2009	28	0	28
2009-17	WALSH	HYNES	GAMBLING	OM	D,O	09/17/2009	28	0	28
2009-18	WALSH	HYNES	GAMBLING	WC	D	09/17/2009	28	0	28
2009-19	WALSH	HYNES	GAMBLING	WC	D	09/30/2009	28	2	84

¹ The prosecuting official authorized the filing of the application under provisions of the state's statute. (See Table 1 for this state's statutory citation.)

² Type: WC = Cellular or Mobile Telephone (Wire), WS = Standard Telephone (Wire), WO = Other (Wire), OM = Microphone (Oral), OO = Other (Oral), ED = Digital Pager (Electronic), EE = Computer or E-Mail (Electronic), EF = Fax Machine (Electronic), EO = Other (Electronic).

³ Location: D = Portable Device, H = Personal Residence, B = Business, A = Public Area, O = Other Location, R = Roving (Relaxed Specification Order), N = Not Specified.

* The first four digits of the A.O. number represent the year in which the wiretap was terminated. Wiretaps that were terminated prior to 2009 were not reported previously because they were part of ongoing investigations.

TABLE B-1
STATE NEW YORK

CALENDAR YEAR 2009

**REPORT BY PROSECUTORS OF COURT-AUTHORIZED INTERCEPTS OF WIRE, ORAL, OR ELECTRONIC COMMUNICATIONS
PURSUANT TO 18 U.S.C. 2519**

A.O. Number *	Number Of Days in Oper- ation ⁴	Average Inter- cepts per Day	Number of ⁵			Costs		Number of					
			Persons Inter- cepted	Intercepts	Incrim- inating Intercepts	Total Cost in \$	Other Than Manpower in \$	Arrests	Trials	Motions to Suppress Intercepts ⁶			Persons Con- victed
										G	D	P	
ALBANY													
2009-1	147	470	25	69,062	8,976	266,344	58,400	7	-	-	1	-	6
2009-2	2	2	5	3	3	-	-	-	-	-	-	-	-
FRANKLIN													
2009-1	39	38	NR	1,497	129	414,417	8,817	13	-	-	-	-	-
2009-2	NP	-	-	-	-	-	-	-	-	-	-	-	-
2009-3	26	9	NR	236	7	RELATED TO NO. 2009-1		RELATED TO NO. 2009-1					
2009-4	26	2	NR	48	11	RELATED TO NO. 2009-1		RELATED TO NO. 2009-1					
2009-5	25	43	NR	1,075	44	RELATED TO NO. 2009-1		RELATED TO NO. 2009-1					
2009-6	26	72	NR	1,880	189	RELATED TO NO. 2009-1		RELATED TO NO. 2009-1					
2009-7	26	15	NR	398	58	RELATED TO NO. 2009-1		RELATED TO NO. 2009-1					
2009-8	21	64	NR	1,334	62	RELATED TO NO. 2009-1		RELATED TO NO. 2009-1					
2009-9	25	7	NR	185	47	RELATED TO NO. 2009-1		RELATED TO NO. 2009-1					
KINGS													
2009-1	168	76	75	12,768	9,576	187,488	-	-	-	-	-	-	-
2009-2	112	34	20	3,808	2,856	RELATED TO NO. 2009-1		-	-	-	-	-	-
2009-3	112	37	20	4,144	3,108	RELATED TO NO. 2009-1		-	-	-	-	-	-
2009-4	196	16	20	3,136	1,000	RELATED TO NO. 2009-1		-	-	-	-	-	-
2009-5	76	12	20	912	450	RELATED TO NO. 2009-1		-	-	-	-	-	-
2009-6	30	13	26	382	17	-	-	-	-	-	-	-	-
2009-7	57	77	241	4,405	2,352	-	-	-	-	-	-	-	-
2009-8	11	125	25	1,376	10	20,460	-	2	-	-	-	-	-
2009-9	1	35	35	35	-	93	-	-	-	-	-	-	-
2009-10	NP	-	-	-	-	-	-	-	-	-	-	-	-
2009-11	30	9	38	271	44	RELATED TO NO. 2009-1		-	-	-	-	-	-
2009-12	30	121	22	3,630	2,386	RELATED TO NO. 2009-1		43	-	-	-	-	7
2009-13	140	4	20	560	150	104,160	-	-	-	-	-	-	-
2009-14	43	40	20	1,720	430	RELATED TO NO. 2009-13		-	-	-	-	-	-
2009-15	10	25	3	250	2	3,720	-	-	-	-	-	-	-
2009-16	28	12	15	336	75	10,416	-	-	-	-	-	-	-
2009-17	12	10	3	120	1	4,464	-	-	-	-	-	-	-
2009-18	NP	-	-	-	-	-	-	-	-	-	-	-	-
2009-19	56	65	20	3,650	1,000	20,832	-	-	-	-	-	-	-

⁴ NI indicates never installed. I indicates installed but never used. NP indicates no prosecutor's report.

⁵ NR indicates not reported or could not be determined.

⁶ Motions: G = Granted, D = Denied, P = Pending.

* The first four digits of the A.O. number represent the year in which the wiretap was terminated. Wiretaps that were terminated prior to 2009 were not reported previously because they were part of ongoing investigations.

TABLE B-1
STATE NEW YORK

CALENDAR YEAR 2009

**REPORT BY JUDGES OF COURT-AUTHORIZED INTERCEPTS OF WIRE, ORAL, OR ELECTRONIC COMMUNICATIONS
PURSUANT TO 18 U.S.C. 2519**

A.O. Number *	Authorizing Official		Offense Specified	Intercept		Date of Application	Authorized Length		
	Judge	Prosecutor ¹		Type ²	Location ³		Original Order (Days)	Number of Extensions	Total Length (Days)
MONROE									
2009-1	RENZI	GREEN	MURDER	OM	O	01/09/2009	30	0	30
2009-2	RENZI	GREEN	MURDER	WC	D	01/21/2009	30	0	30
2009-3	KEENAN	GREEN	NARCOTICS	WC	D	02/25/2009	30	1	60
2009-4	KEENAN	GREEN	NARCOTICS	WC	D	02/25/2009	30	0	30
2009-5	KEENAN	GREEN	NARCOTICS	WC	D	03/27/2009	30	2	90
2009-6	KEENAN	GREEN	NARCOTICS	WC	D	03/30/2009	30	0	30
2009-7	KEENAN	GREEN	NARCOTICS	WC	D	04/15/2009	30	1	60
2009-8	KEENAN	GREEN	NARCOTICS	WC	D	04/17/2009	30	1	60
2009-9	CONNELL	DOORLEY	OTHER	OM	O	07/10/2009	30	0	30
2009-10	CONNELL	GREEN	NARCOTICS	WC	D	09/22/2009	30	0	30
2009-11	CONNELL	GREEN	NARCOTICS	WS	D	09/22/2009	30	0	30
2009-12	CONNELL	GREEN	NARCOTICS	WC	D	10/13/2009	30	1	60
2009-13	MARKS	GREEN	NARCOTICS	WC	D	10/14/2009	30	0	30
2009-14	MARKS	GREEN	NARCOTICS	WC	D	10/14/2009	30	0	30
2009-15	MARKS	GREEN	NARCOTICS	WC	D	10/16/2009	30	1	60
2009-16	MARKS	GREEN	NARCOTICS	WC	D	10/21/2009	30	1	60
2009-17	MARKS	GREEN	NARCOTICS	WC	D	10/23/2009	30	1	60
2009-18	GERACI	GREEN	NARCOTICS	WC	D	11/04/2009	30	0	30
2009-19	GERACI	GREEN	NARCOTICS	WC	D	11/04/2009	30	0	30
2009-20	MARKS	GREEN	NARCOTICS	WC	D	11/13/2009	30	0	30
NASSAU									
2009-1	SULLIVAN	RICE	MURDER	WC	D	01/27/2009	30	0	30
2009-2	GULOTTA	RICE	NARCOTICS	WC	D	02/18/2009	30	0	30
2009-3	MASTRO	RICE	MURDER	OM,OO	O	03/11/2009	30	0	30
2009-4	GULOTTA	RICE	NARCOTICS	WC	D	03/25/2009	30	0	30
2009-5	GULOTTA	RICE	NARCOTICS	WC	D	04/16/2009	30	1	60
2009-6	SKELOS	RICE	ASSAULT	WC	D	06/10/2009	14	0	14
2009-7	KASE	RICE	NARCOTICS	WC	D	08/21/2009	30	0	30
NEW YORK COUNTY									
2009-1	FLORIO	MORGENTHAU	CORRUPTION	WC,WS,EF,TX	D,A,H	11/09/2007	30	19	600
2009-2	LEVENTHAL	FISCHER	CORRUPTION	WC	D	07/11/2008	30	17	540
2009-3	FLORIO	FISCHER	CORRUPTION	WC	D	09/05/2008	30	14	450

¹ The prosecuting official authorized the filing of the application under provisions of the state's statute. (See Table 1 for this state's statutory citation.)

² Type: WC = Cellular or Mobile Telephone (Wire), WS = Standard Telephone (Wire), WO = Other (Wire), OM = Microphone (Oral), OO = Other (Oral), ED = Digital Pager (Electronic), EE = Computer or E-Mail (Electronic), EF = Fax Machine (Electronic), EO = Other (Electronic).

³ Location: D = Portable Device, H = Personal Residence, B = Business, A = Public Area, O = Other Location, R = Roving (Relaxed Specification Order), N = Not Specified.

* The first four digits of the A.O. number represent the year in which the wiretap was terminated. Wiretaps that were terminated prior to 2009 were not reported previously because they were part of ongoing investigations.

TABLE B-1
STATE NEW YORK

CALENDAR YEAR 2009

**REPORT BY PROSECUTORS OF COURT-AUTHORIZED INTERCEPTS OF WIRE, ORAL, OR ELECTRONIC COMMUNICATIONS
PURSUANT TO 18 U.S.C. 2519**

A.O. Number *	Number Of Days in Oper- ation ⁴	Average Inter- cepts per Day	Number of ⁵			Costs		Number of					
			Persons Inter- cepted	Intercepts	Incrim- inating Intercepts	Total Cost in \$	Other Than Manpower in \$	Arrests	Trials	Motions to Suppress Intercepts ⁶			Persons Con- victed
										G	D	P	
MONROE													
2009-1	22	-	4	2	2	33,000	3,000	1	1	-	1	-	1
2009-2	13	101	80	1,316	33	RELATED TO NO. 2009-1		RELATED TO NO. 2009-1					
2009-3	57	82	-	4,685	103	504,000	36,000	5	-	1	4	-	4
2009-4	29	154	-	4,457	19	RELATED TO NO. 2009-3		RELATED TO NO. 2009-3					
2009-5	58	80	-	4,649	431	RELATED TO NO. 2009-3		-	-	-	-	-	-
2009-6	24	46	-	1,098	133	RELATED TO NO. 2009-3		-	-	-	-	-	-
2009-7	39	65	-	2,545	267	RELATED TO NO. 2009-3		-	-	-	-	-	-
2009-8	37	6	-	237	23	RELATED TO NO. 2009-3		-	-	-	-	-	-
2009-9	1	1	2	1	1	3,100	100	1	-	-	1	-	1
2009-10	29	131	152	3,812	424	615,500	7,500	1	-	-	-	-	-
2009-11	23	131	185	3,023	71	RELATED TO NO. 2009-10		-	-	-	-	-	-
2009-12	58	45	386	2,603	331	RELATED TO NO. 2009-10		-	-	-	-	-	-
2009-13	27	-	-	-	-	-	-	-	-	-	-	-	-
2009-14	14	-	-	-	-	RELATED TO NO. 2009-10		-	-	-	-	-	-
2009-15	36	264	-	9,508	454	220,000	16,000	4	-	-	-	-	-
2009-16	48	188	-	9,015	1,095	RELATED TO NO. 2009-10		-	-	-	-	-	-
2009-17	48	45	-	2,150	456	RELATED TO NO. 2009-15		-	-	-	-	-	-
2009-18	30	45	-	1,363	367	RELATED TO NO. 2009-10		-	-	-	-	-	-
2009-19	30	-	-	-	-	RELATED TO NO. 2009-10		-	-	-	-	-	-
2009-20	8	6	-	52	-	RELATED TO NO. 2009-15		-	-	-	-	-	-
NASSAU													
2009-1	11	1	3	14	2	6,200	1,200	-	-	-	-	-	-
2009-2	11	671	15	7,382	742	10,500	1,500	9	-	-	-	-	9
2009-3	1	2	2	2	2	6,000	1,000	2	-	-	-	1	-
2009-4	22	167	15	3,683	623	16,500	1,500	9	-	-	-	-	9
2009-5	43	30	14	1,270	676	20,900	2,400	14	-	-	-	-	13
2009-6	1	1	1	1	1	250	-	1	-	-	-	-	1
2009-7	25	162	25	4,055	2,712	17,700	1,200	10	-	-	-	3	2
NEW YORK COUNTY													
2009-1	543	593	1,500	322,000	11,000	1,286,608	117,699	31	-	-	-	-	12
2009-2	510	131	100	67,000	1,000	670,000	150,000	-	-	-	-	-	-
2009-3	450	33	75	14,881	100	RELATED TO NO. 2009-2		-	-	-	-	-	-

⁴ NI indicates never installed. I indicates installed but never used. NP indicates no prosecutor's report.

⁵ NR indicates not reported or could not be determined.

⁶ Motions: G = Granted, D = Denied, P = Pending.

* The first four digits of the A.O. number represent the year in which the wiretap was terminated. Wiretaps that were terminated prior to 2009 were not reported previously because they were part of ongoing investigations.

TABLE B-1
STATE NEW YORK

CALENDAR YEAR 2009

**REPORT BY JUDGES OF COURT-AUTHORIZED INTERCEPTS OF WIRE, ORAL, OR ELECTRONIC COMMUNICATIONS
PURSUANT TO 18 U.S.C. 2519**

A.O. Number *	Authorizing Official		Offense Specified	Intercept		Date of Application	Authorized Length		
	Judge	Prosecutor ¹		Type ²	Location ³		Original Order (Days)	Number of Extensions	Total Length (Days)
NEW YORK COUNTY (CONTINUED)									
2009-4	DICKERSON	FISCHER	CORRUPTION	WC	D	10/30/2008	30	13	420
2009-5	DEGRASSE	CORT	BRIBERY	WC	D	12/19/2008	30	3	120
2009-6	LAUGHLIN	RUDA	NARCOTICS	WC	D	02/10/2009	30	2	90
2009-7	GONZALEZ	MEADOWS	LARCENY	WC	D	02/13/2009	30	1	60
2009-8	LEVENTHAL	FISCHER	CORRUPTION	WC	D	02/27/2009	30	8	270
2009-9	LAUGHLIN	RUDA	NARCOTICS	WC	D	03/23/2009	30	0	30
2009-10	CHAMBERS	FISCHER	CORRUPTION	OM	O	03/27/2009	30	3	120
2009-11	MCLAUGHLIN	RUDA	NARCOTICS	WC	D	04/02/2009	30	0	30
2009-12	MCLAUGHLIN	RUDA	NARCOTICS	WC	D	04/21/2009	30	0	30
2009-13	BELEN	FISCHER	CORRUPTION	WC	D	05/22/2009	30	5	180
2009-14	MCLAUGHLIN	MORGENTHAU	NARCOTICS	WC	D	06/01/2009	30	0	30
2009-15	SAXE	VONSOVER	GAMBLING	WC	D	06/08/2009	30	4	150
2009-16	RIVERA	FISCHER	CORRUPTION	WC	D	06/19/2009	30	4	150
2009-17	CHAMBERS	FISCHER	CORRUPTION	WC	D	07/17/2009	30	1	60
2008-1	ALLEN	MORGENTHAU	LARCENY	WC	D	04/07/2008	30	1	60
NY ORGANIZED CRIME TASK FORCE									
2009-1	DICKERSON	BAKER	CORRUPTION	WC,OM	D,B,O	04/13/2007	30	36	1080
2009-2	BERRY	BAKER	NARCOTICS	WC,OM,EO	D	09/10/2008	30	9	300
2009-3	ANGIOLILLO	BAKER	POSSESSION	WC,OO	D	09/10/2008	30	5	180
2009-4	SPOLZINO	BAKER	CORRUPTION	WC,WS	D,H	10/03/2008	30	10	330
2009-5	ALOI	BAKER	NARCOTICS	WC,OM,EO	D,O	11/03/2008	30	6	210
2009-6	TERESI	BAKER	NARCOTICS	WC	D	11/04/2008	30	5	180
2009-7	BURNS	BAKER	NARCOTICS	WC	D	02/19/2009	30	5	180
2009-8	WALSH	BAKER	NARCOTICS	WC	D	03/11/2009	30	5	180
NYC SPECIAL NARCOTICS BUREAU									
2009-1	ALLEN	MORGENTHAU	NARCOTICS	WC	D	01/09/2009	30	1	60
2009-2	ALLEN	MORGENTHAU	NARCOTICS	WC	D	01/12/2009	30	0	30
2009-3	ALLEN	MORGENTHAU	NARCOTICS	WC	D	01/12/2009	30	0	30
2009-4	ALLEN	MORGENTHAU	NARCOTICS	WC	D	01/12/2009	30	0	30
2009-5	ALLEN	MORGENTHAU	NARCOTICS	WC	D	01/28/2009	30	0	30
2009-6	WITTNER	MORGENTHAU	NARCOTICS	WC	D	01/28/2009	30	1	60
2009-7	WITTNER	MORGENTHAU	NARCOTICS	WC	D	01/28/2009	30	1	60

¹ The prosecuting official authorized the filing of the application under provisions of the state's statute. (See Table 1 for this state's statutory citation.)

² Type: WC = Cellular or Mobile Telephone (Wire), WS = Standard Telephone (Wire), WO = Other (Wire), OM = Microphone (Oral), OO = Other (Oral), ED = Digital Pager (Electronic), EE = Computer or E-Mail (Electronic), EF = Fax Machine (Electronic), EO = Other (Electronic).

³ Location: D = Portable Device, H = Personal Residence, B = Business, A = Public Area, O = Other Location, R = Roaming (Relaxed Specification Order), N = Not Specified.

* The first four digits of the A.O. number represent the year in which the wiretap was terminated. Wiretaps that were terminated prior to 2009 were not reported previously because they were part of ongoing investigations.

TABLE B-1
STATE NEW YORK

CALENDAR YEAR 2009

**REPORT BY PROSECUTORS OF COURT-AUTHORIZED INTERCEPTS OF WIRE, ORAL, OR ELECTRONIC COMMUNICATIONS
PURSUANT TO 18 U.S.C. 2519**

A.O. Number *	Number Of Days in Oper- ation ⁴	Average Inter- cepts per Day	Number of ⁵			Costs		Number of					
			Persons Inter- cepted	Intercepts	Incrim- inating Intercepts	Total Cost in \$	Other Than Manpower in \$	Arrests	Trials	Motions to Suppress Intercepts ⁶			Persons Con- victed
										G	D	P	
NEW YORK COUNTY (CONTINUED)													
2009-4	420	20	30	8,200	70	RELATED TO NO. 2009-2		-	-	-	-	-	-
2009-5	117	158	300	18,461	11	73,235	6,570	4	-	-	-	-	2
2009-6	86	74	78	6,348	6,162	800,000	200,000	15	-	-	5	-	-
2009-7	40	104	5	4,144	277	88,985	8,100	3	-	-	3	-	-
2009-8	270	17	40	4,549	50	RELATED TO NO. 2009-2		-	-	-	-	-	-
2009-9	30	2	10	50	13	175,000	100,000	-	-	-	-	-	-
2009-10	120	162	25	19,425	30	RELATED TO NO. 2009-2		-	-	-	-	-	-
2009-11	30	3	10	100	50	175,000	100,000	-	-	-	-	-	-
2009-12	20	223	50	4,452	2,400	130,000	50,000	-	-	-	-	-	-
2009-13	180	126	60	22,617	67	-	-	-	-	-	-	-	-
2009-14	30	134	1	4,014	3,600	56,700	1,700	8	-	-	-	3	5
2009-15	146	87	1,000	12,700	150	103,490	13,000	-	-	-	-	-	-
2009-16	150	133	45	20,020	50	-	-	-	-	-	-	-	-
2009-17	60	-	3	5	2	-	-	-	-	-	-	-	-
2008-1	57	20	324	1,146	135	152,000	2,000	19	-	-	1	-	17
NY ORGANIZED CRIME TASK FORCE													
2009-1	632	110	275	69,561	4,683	1,795,169	373,169	17	-	-	-	-	-
2009-2	266	561	280	149,313	8,948	555,774	236,574	44	-	-	-	-	16
2009-3	180	339	100	61,091	5,635	38,916	17,316	17	-	-	-	-	16
2009-4	286	118	385	33,879	4,541	733,050	89,550	5	-	-	-	-	-
2009-5	175	429	79	75,130	4,656	199,298	198,948	-	-	-	-	-	-
2009-6	138	120	3	16,554	1,101	232,338	199,338	5	1	-	1	-	4
2009-7	155	154	700	23,930	4,171	434,974	62,974	28	-	-	-	-	2
2009-8	156	224	84	34,907	4,554	339,472	146,272	-	-	-	-	-	-
NYC SPECIAL NARCOTICS BUREAU													
2009-1	45	116	12	5,231	922	-	-	-	-	-	-	-	-
2009-2	30	13	5	396	9	-	-	6	-	-	-	-	-
2009-3	30	-	-	11	-	-	-	-	-	-	-	-	-
2009-4	29	6	4	161	33	-	-	-	-	-	-	-	-
2009-5	23	2	8	48	8	-	-	2	-	-	-	-	-
2009-6	60	115	24	6,875	632	-	-	-	-	-	-	-	-
2009-7	60	6	19	346	264	-	-	-	-	-	-	-	-

⁴ NI indicates never installed. I indicates installed but never used. NP indicates no prosecutor's report.

⁵ NR indicates not reported or could not be determined.

⁶ Motions: G = Granted, D = Denied, P = Pending.

* The first four digits of the A.O. number represent the year in which the wiretap was terminated. Wiretaps that were terminated prior to 2009 were not reported previously because they were part of ongoing investigations.

TABLE B-1
STATE NEW YORK

CALENDAR YEAR 2009

**REPORT BY JUDGES OF COURT-AUTHORIZED INTERCEPTS OF WIRE, ORAL, OR ELECTRONIC COMMUNICATIONS
PURSUANT TO 18 U.S.C. 2519**

A.O. Number *	Authorizing Official		Offense Specified	Intercept		Date of Application	Authorized Length		
	Judge	Prosecutor ¹		Type ²	Location ³		Orig-inal Order (Days)	Num-ber of Exten-sions	Total Length (Days)
NYC SPECIAL NARCOTICS BUREAU (CONTINUED)									
2009-8	WITTNER	MORGENTHAU	NARCOTICS	WC	D	01/28/2009	30	0	30
2009-9	WITTNER	MORGENTHAU	NARCOTICS	WC	D	01/28/2009	30	0	30
2009-10	ALLEN	MORGENTHAU	NARCOTICS	WC	D	01/29/2009	30	0	30
2009-11	ALLEN	MORGENTHAU	NARCOTICS	WC	D	02/06/2009	30	0	30
2009-12	ALLEN	MORGENTHAU	NARCOTICS	WC	D	02/20/2009	30	1	60
2009-13	WITTNER	MORGENTHAU	NARCOTICS	WC	D	02/24/2009	30	0	30
2009-14	ALLEN	MORGENTHAU	NARCOTICS	WC	D	02/25/2009	30	1	60
2009-15	ALLEN	MORGENTHAU	NARCOTICS	WC	D	02/25/2009	30	1	60
2009-16	ALLEN	MORGENTHAU	NARCOTICS	WC	D	02/25/2009	30	1	60
2009-17	WITTNER	MORGENTHAU	NARCOTICS	WC	D	02/26/2009	30	0	30
2009-18	ALLEN	MORGENTHAU	NARCOTICS	WC	D	02/26/2009	30	2	90
2009-19	ALLEN	MORGENTHAU	NARCOTICS	WC	D	03/03/2009	30	0	30
2009-20	ALLEN	MORGENTHAU	NARCOTICS	WC	D	03/03/2009	30	0	30
2009-21	ALLEN	MORGENTHAU	NARCOTICS	WC	D	03/05/2009	30	0	30
2009-22	ALLEN	MORGENTHAU	NARCOTICS	WC	D	03/12/2009	30	0	30
2009-23	ALLEN	MORGENTHAU	NARCOTICS	WC	D	03/17/2009	30	2	90
2009-24	ALLEN	MORGENTHAU	NARCOTICS	WC	D	03/19/2009	30	0	30
2009-25	WITTNER	MORGENTHAU	NARCOTICS	WC	D	03/20/2009	30	0	30
2009-26	WITTNER	MORGENTHAU	NARCOTICS	WC	D	03/20/2009	30	1	60
2009-27	WITTNER	MORGENTHAU	NARCOTICS	WC	D	03/20/2009	30	0	30
2009-28	WITTNER	MORGENTHAU	NARCOTICS	WC	D	03/25/2009	30	1	60
2009-29	ALLEN	MORGENTHAU	NARCOTICS	WC	D	03/30/2009	30	0	30
2009-30	ALLEN	MORGENTHAU	NARCOTICS	WC	D	04/06/2009	30	1	90
2009-31	ALLEN	MORGENTHAU	NARCOTICS	WC	D	04/06/2009	30	1	60
2009-32	WITTNER	MORGENTHAU	NARCOTICS	WC	D	04/07/2009	30	1	60
2009-33	ALLEN	MORGENTHAU	NARCOTICS	WC	D	04/13/2009	30	0	30
2009-34	ALLEN	MORGENTHAU	NARCOTICS	WC	D	04/14/2009	30	0	30
2009-35	WITTNER	MORGENTHAU	NARCOTICS	WC	D	04/16/2009	30	0	30
2009-36	WITTNER	MORGENTHAU	NARCOTICS	WC	D	04/17/2009	30	0	30
2009-37	ALLEN	MORGENTHAU	NARCOTICS	WC	D	04/22/2009	30	0	30
2009-38	ALLEN	MORGENTHAU	NARCOTICS	WC	D	04/22/2009	30	0	30
2009-39	WITTNER	MORGENTHAU	NARCOTICS	WC	D	04/23/2009	30	0	30

¹ The prosecuting official authorized the filing of the application under provisions of the state's statute. (See Table 1 for this state's statutory citation.)

² Type: WC = Cellular or Mobile Telephone (Wire), WS = Standard Telephone (Wire), WO = Other (Wire), OM = Microphone (Oral), OO = Other (Oral), ED = Digital Pager (Electronic), EE = Computer or E-Mail (Electronic), EF = Fax Machine (Electronic), EO = Other (Electronic).

³ Location: D = Portable Device, H = Personal Residence, B = Business, A = Public Area, O = Other Location, R = Roving (Relaxed Specification Order), N = Not Specified.

* The first four digits of the A.O. number represent the year in which the wiretap was terminated. Wiretaps that were terminated prior to 2009 were not reported previously because they were part of ongoing investigations.

TABLE B-1
STATE NEW YORK

CALENDAR YEAR 2009

REPORT BY PROSECUTORS OF COURT-AUTHORIZED INTERCEPTS OF WIRE, ORAL, OR ELECTRONIC COMMUNICATIONS
PURSUANT TO 18 U.S.C. 2519

A.O. Number *	Number Of Days in Oper- ation ⁴	Average Inter- cepts per Day	Number of ⁵			Costs		Number of					
			Persons Inter- cepted	Intercepts	Incrim- inating Intercepts	Total Cost in \$	Other Than Manpower in \$	Arrests	Trials	Motions to Suppress Intercepts ⁶			Persons Con- victed
										G	D	P	
NYC SPECIAL NARCOTICS BUREAU (CONTINUED)													
2009-8	28	18	5	500	20	-	-	-	-	-	-	-	-
2009-9	30	20	10	613	4	-	-	-	-	-	-	-	-
2009-10	29	2	7	63	27	-	-	2	-	-	-	-	-
2009-11	12	65	3	776	81	-	-	-	-	-	-	-	-
2009-12	41	109	10	4,470	120	-	-	-	-	-	-	-	-
2009-13	29	42	11	1,218	30	-	-	-	-	-	-	-	-
2009-14	31	144	7	4,457	1,033	-	-	-	-	-	-	-	-
2009-15	41	94	6	3,861	525	-	-	-	-	-	-	-	-
2009-16	59	-	5	29	21	-	-	-	-	-	-	-	-
2009-17	29	88	33	2,558	265	-	-	3	-	-	-	-	-
2009-18	87	49	135	4,239	406	-	-	-	-	-	-	-	-
2009-19	30	-	-	-	-	-	-	-	-	-	-	-	-
2009-20	30	-	-	-	-	-	-	-	-	-	-	-	-
2009-21	30	13	2	400	1	-	-	2	-	-	-	-	-
2009-22	19	55	26	1,051	153	4,979	1,180	-	-	-	-	-	-
2009-23	62	14	3	863	300	-	-	-	-	-	-	-	-
2009-24	12	10	5	119	2	-	-	3	-	-	-	-	-
2009-25	28	10	40	292	105	16,130	1,420	2	-	-	-	-	2
2009-26	58	84	84	4,886	485	-	-	-	-	-	-	-	-
2009-27	28	4	10	110	33	-	-	-	-	-	-	-	-
2009-28	30	400	23	12,000	600	-	-	-	-	-	-	-	-
2009-29	30	65	35	1,950	309	26,850	2,680	-	-	-	-	-	-
2009-30	30	321	3	9,644	3,000	-	-	-	-	-	-	-	-
2009-31	60	62	8	3,722	1,140	-	-	1	-	-	-	-	-
2009-32	42	48	15	2,028	300	-	-	-	-	-	-	-	-
2009-33	30	67	7	2,000	726	-	-	6	-	-	-	-	-
2009-34	14	44	2	621	10	-	-	-	-	-	-	-	-
2009-35	28	14	12	406	84	-	-	-	-	-	-	-	-
2009-36	25	20	11	510	130	-	-	-	-	-	-	-	-
2009-37	NP	-	-	-	-	-	-	-	-	-	-	-	-
2009-38	15	4	2	62	22	-	-	-	-	-	-	-	-
2009-39	29	-	-	7	-	7,983	-	-	-	-	-	-	-

⁴ NI indicates never installed. I indicates installed but never used. NP indicates no prosecutor's report.

⁵ NR indicates not reported or could not be determined.

⁶ Motions: G = Granted, D = Denied, P = Pending.

* The first four digits of the A.O. number represent the year in which the wiretap was terminated. Wiretaps that were terminated prior to 2009 were not reported previously because they were part of ongoing investigations.

TABLE B-1
STATE NEW YORK

CALENDAR YEAR 2009

**REPORT BY JUDGES OF COURT-AUTHORIZED INTERCEPTS OF WIRE, ORAL, OR ELECTRONIC COMMUNICATIONS
PURSUANT TO 18 U.S.C. 2519**

A.O. Number *	Authorizing Official		Offense Specified	Intercept		Date of Application	Authorized Length		
	Judge	Prosecutor ¹		Type ²	Location ³		Original Order (Days)	Number of Extensions	Total Length (Days)
NYC SPECIAL NARCOTICS BUREAU (CONTINUED)									
2009-40	WITTNER	MORGENTHAU	NARCOTICS	WC	D	04/23/2009	30	1	60
2009-41	WITTNER	MORGENTHAU	NARCOTICS	WC	D	04/24/2009	30	0	30
2009-42	ALLEN	MORGENTHAU	NARCOTICS	WC	D	04/24/2009	30	0	30
2009-43	WITTNER	MORGENTHAU	NARCOTICS	WC	D	04/28/2009	30	0	30
2009-44	WITTNER	MORGENTHAU	NARCOTICS	WC	D	04/29/2009	30	0	30
2009-45	ALLEN	MORGENTHAU	NARCOTICS	WC	D	05/05/2009	30	0	30
2009-46	ALLEN	MORGENTHAU	NARCOTICS	WC	D	05/06/2009	30	2	90
2009-47	WETZEL	MORGENTHAU	NARCOTICS	WC	D	05/07/2009	30	0	30
2009-48	ALLEN	MORGENTHAU	NARCOTICS	WC	D	05/08/2009	30	0	30
2009-49	WITTNER	MORGENTHAU	NARCOTICS	WC	D	05/12/2009	30	0	30
2009-50	WITTNER	MORGENTHAU	NARCOTICS	WC	D	05/13/2009	30	0	30
2009-51	WITTNER	MORGENTHAU	NARCOTICS	WC	D	05/13/2009	30	1	60
2009-52	ALLEN	MORGENTHAU	NARCOTICS	WC	D	05/19/2009	30	0	30
2009-53	ALLEN	MORGENTHAU	NARCOTICS	WC	D	05/27/2009	30	2	90
2009-54	ALLEN	MORGENTHAU	NARCOTICS	WC	D	05/29/2009	30	1	60
2009-55	ALLEN	MORGENTHAU	NARCOTICS	WC	D	06/02/2009	30	0	30
2009-56	WITTNER	MORGENTHAU	NARCOTICS	WC	D	06/03/2009	30	0	30
2009-57	ALLEN	MORGENTHAU	NARCOTICS	WC	D	06/04/2009	30	0	30
2009-58	ALLEN	MORGENTHAU	NARCOTICS	WC	D	06/12/2009	30	0	30
2009-59	WITTNER	MORGENTHAU	NARCOTICS	WC	D	06/12/2009	30	1	60
2009-60	ALLEN	MORGENTHAU	NARCOTICS	WC	D	06/23/2009	30	0	30
2009-61	ALLEN	MORGENTHAU	NARCOTICS	WC	D	06/23/2009	30	0	30
2009-62	ALLEN	MORGENTHAU	NARCOTICS	WC	D	06/25/2009	30	2	90
2009-63	ALLEN	MORGENTHAU	NARCOTICS	WC	D	07/08/2009	30	0	30
2009-64	ALLEN	MORGENTHAU	NARCOTICS	WC	D	07/14/2009	30	0	30
2009-65	ALLEN	MORGENTHAU	NARCOTICS	WC	D	07/16/2009	30	0	30
2009-66	ALLEN	DWYER	NARCOTICS	WC	D	07/17/2009	30	0	30
2009-67	ALLEN	MORGENTHAU	NARCOTICS	WC	D	07/20/2009	30	1	60
2009-68	ALLEN	MORGENTHAU	NARCOTICS	WC	D	07/25/2009	30	0	30
2009-69	ALLEN	MORGENTHAU	NARCOTICS	WC	D	07/29/2009	30	0	30
2009-70	ALLEN	MORGENTHAU	NARCOTICS	WC	D	08/05/2009	30	1	60
2009-71	ALLEN	MORGENTHAU	NARCOTICS	WC	D	08/05/2009	30	0	30

¹ The prosecuting official authorized the filing of the application under provisions of the state's statute. (See Table 1 for this state's statutory citation.)

² Type: WC = Cellular or Mobile Telephone (Wire), WS = Standard Telephone (Wire), WO = Other (Wire), OM = Microphone (Oral), OO = Other (Oral), ED = Digital Pager (Electronic), EE = Computer or E-Mail (Electronic), EF = Fax Machine (Electronic), EO = Other (Electronic).

³ Location: D = Portable Device, H = Personal Residence, B = Business, A = Public Area, O = Other Location, R = Roving (Relaxed Specification Order), N = Not Specified.

* The first four digits of the A.O. number represent the year in which the wiretap was terminated. Wiretaps that were terminated prior to 2009 were not reported previously because they were part of ongoing investigations.

TABLE B-1
STATE NEW YORK

CALENDAR YEAR 2009

**REPORT BY PROSECUTORS OF COURT-AUTHORIZED INTERCEPTS OF WIRE, ORAL, OR ELECTRONIC COMMUNICATIONS
PURSUANT TO 18 U.S.C. 2519**

A.O. Number *	Number Of Days in Oper- ation ⁴	Average Inter- cepts per Day	Number of ⁵			Costs		Number of					
			Persons Inter- cepted	Intercepts	Incrim- inating Intercepts	Total Cost in \$	Other Than Manpower in \$	Arrests	Trials	Motions to Suppress Intercepts ⁶			Persons Con- victed
										G	D	P	
NYC SPECIAL NARCOTICS BUREAU (CONTINUED)													
2009-40	37	74	90	2,740	615	13,522	2,770	4	-	-	-	-	2
2009-41	24	267	11	6,417	545	-	-	10	-	-	-	-	-
2009-42	14	71	8	997	27	-	-	-	-	-	-	-	-
2009-43	21	121	22	2,545	500	-	-	-	-	-	-	-	-
2009-44	15	29	39	432	-	-	-	-	-	-	-	-	-
2009-45	8	72	2	574	2	-	-	-	-	-	-	-	-
2009-46	60	27	40	1,604	424	13,399	1,400	-	-	-	-	-	-
2009-47	22	189	112	4,151	963	12,742	1,200	2	-	-	-	-	1
2009-48	11	-	-	-	-	-	-	-	-	-	-	-	-
2009-49	2	-	1	1	1	-	-	6	-	-	-	-	-
2009-50	6	52	10	309	25	-	-	10	-	-	-	-	-
2009-51	60	12	17	750	79	-	-	-	-	-	-	-	-
2009-52	26	2	7	39	7	-	-	-	-	-	-	-	-
2009-53	61	129	20	7,854	898	-	-	-	-	-	-	-	-
2009-54	48	60	4	2,889	15	-	-	-	-	-	-	-	-
2009-55	30	4	14	130	28	-	-	1	-	-	-	-	-
2009-56	30	32	43	961	210	-	-	-	-	-	-	-	-
2009-57	NP	-	-	-	-	-	-	-	-	-	-	-	-
2009-58	30	11	20	320	73	-	-	-	-	-	-	-	-
2009-59	50	20	160	995	67	-	-	-	-	-	-	-	-
2009-60	23	94	26	2,163	541	-	-	-	-	-	-	-	-
2009-61	23	15	8	345	20	-	-	-	-	-	-	-	-
2009-62	89	145	13	12,901	1,278	-	-	-	-	-	-	-	-
2009-63	30	49	65	1,483	426	-	-	-	-	-	-	-	-
2009-64	30	2	17	59	8	-	-	-	-	-	-	-	-
2009-65	16	61	19	973	255	-	-	-	-	-	-	-	-
2009-66	26	17	69	445	1,001	-	-	-	-	-	-	-	-
2009-67	46	95	27	4,349	1,298	-	-	-	-	-	-	-	-
2009-68	25	23	12	567	77	-	-	-	-	-	-	-	-
2009-69	30	50	21	1,486	144	-	-	-	-	-	-	-	-
2009-70	31	90	7	2,778	-	-	-	-	-	-	-	-	-
2009-71	30	1	2	39	4	-	-	-	-	-	-	-	-

⁴ NI indicates never installed. I indicates installed but never used. NP indicates no prosecutor's report.

⁵ NR indicates not reported or could not be determined.

⁶ Motions: G = Granted, D = Denied, P = Pending.

* The first four digits of the A.O. number represent the year in which the wiretap was terminated. Wiretaps that were terminated prior to 2009 were not reported previously because they were part of ongoing investigations.

**TABLE B-1
STATE NEW YORK**

CALENDAR YEAR 2009

**REPORT BY JUDGES OF COURT-AUTHORIZED INTERCEPTS OF WIRE, ORAL, OR ELECTRONIC COMMUNICATIONS
PURSUANT TO 18 U.S.C. 2519**

A.O. Number *	Authorizing Official		Offense Specified	Intercept		Date of Application	Authorized Length		
	Judge	Prosecutor ¹		Type ²	Location ³		Orig-inal Order (Days)	Num-ber of Exten-sions	Total Length (Days)
NYC SPECIAL NARCOTICS BUREAU (CONTINUED)									
2009-72	ALLEN	MORGENTHAU	NARCOTICS	WC	D	08/13/2009	30	1	60
2009-73	ALLEN	MORGENTHAU	NARCOTICS	WC	D	08/21/2009	30	1	60
2009-74	ALLEN	MORGENTHAU	NARCOTICS	WC	D	08/25/2009	30	1	60
2009-75	WITTNER	MORGENTHAU	NARCOTICS	WC	D	08/27/2009	30	1	60
2009-76	ALLEN	MORGENTHAU	NARCOTICS	WC	D	09/09/2009	30	0	30
2009-77	ALLEN	MORGENTHAU	NARCOTICS	WC	D	09/10/2009	30	0	30
2009-78	ALLEN	MORGENTHAU	NARCOTICS	WC	D	09/17/2009	30	0	30
2009-79	ALLEN	MORGENTHAU	NARCOTICS	WC	D	09/23/2009	30	1	60
2009-80	ALLEN	MORGENTHAU	NARCOTICS	WC	D	09/29/2009	30	0	30
2009-81	ALLEN	MORGENTHAU	NARCOTICS	WC	D	10/02/2009	30	0	30
2009-82	ALLEN	MORGENTHAU	NARCOTICS	WC	D	10/02/2009	30	0	30
2009-83	ALLEN	MORGENTHAU	NARCOTICS	WC	D	10/08/2009	30	0	30
2009-84	ALLEN	MORGENTHAU	NARCOTICS	WC	D	10/08/2009	30	0	30
2009-85	ALLEN	MORGENTHAU	NARCOTICS	WC	D	10/08/2009	30	0	30
2009-86	ALLEN	MORGENTHAU	NARCOTICS	WC	D	10/08/2009	30	0	30
2009-87	ALLEN	MORGENTHAU	NARCOTICS	WC	D	10/14/2009	30	1	60
2009-88	ALLEN	MORGENTHAU	NARCOTICS	WC	D	10/16/2009	30	0	30
2009-89	ALLEN	MORGENTHAU	NARCOTICS	WC	D	10/16/2009	30	0	30
2009-90	ALLEN	MORGENTHAU	NARCOTICS	WC	D	10/16/2009	30	0	30
2009-91	ALLEN	MORGENTHAU	NARCOTICS	WC	D	10/19/2009	30	0	30
2009-92	ALLEN	MORGENTHAU	NARCOTICS	WC	D	10/19/2009	30	1	60
2009-93	ALLEN	MORGENTHAU	NARCOTICS	WC	D	10/20/2009	30	0	30
2009-94	ALLEN	MORGENTHAU	NARCOTICS	WC	D	10/28/2009	30	0	30
2009-95	ALLEN	MORGENTHAU	NARCOTICS	WC	D	10/28/2009	30	0	30
2009-96	ALLEN	MORGENTHAU	NARCOTICS	WC	D	10/29/2009	30	0	30
2009-97	ALLEN	MORGENTHAU	NARCOTICS	WC	D	11/04/2009	30	1	60
2009-98	ALLEN	MORGENTHAU	NARCOTICS	WC	D	11/06/2009	30	0	30
2009-99	ALLEN	MORGENTHAU	NARCOTICS	WC	D	11/12/2009	30	0	30
2009-100	ALLEN	MORGENTHAU	NARCOTICS	WC	D	11/12/2009	30	0	30
2009-101	ALLEN	MORGENTHAU	NARCOTICS	WC	D	11/20/2009	30	0	30
2009-102	ALLEN	MORGENTHAU	NARCOTICS	WC	D	11/20/2009	30	0	30
2009-103	ALLEN	MORGENTHAU	NARCOTICS	WC	D	11/20/2009	30	0	30

¹ The prosecuting official authorized the filing of the application under provisions of the state's statute. (See Table 1 for this state's statutory citation.)

² Type: WC = Cellular or Mobile Telephone (Wire), WS = Standard Telephone (Wire), WO = Other (Wire), OM = Microphone (Oral), OO = Other (Oral), ED = Digital Pager (Electronic), EE = Computer or E-Mail (Electronic), EF = Fax Machine (Electronic), EO = Other (Electronic).

³ Location: D = Portable Device, H = Personal Residence, B = Business, A = Public Area, O = Other Location, R = Roving (Relaxed Specification Order), N = Not Specified.

* The first four digits of the A.O. number represent the year in which the wiretap was terminated. Wiretaps that were terminated prior to 2009 were not reported previously because they were part of ongoing investigations.

TABLE B-1
STATE NEW YORK

CALENDAR YEAR 2009

REPORT BY PROSECUTORS OF COURT-AUTHORIZED INTERCEPTS OF WIRE, ORAL, OR ELECTRONIC COMMUNICATIONS
PURSUANT TO 18 U.S.C. 2519

A.O. Number *	Number Of Days in Oper- ation ⁴	Average Inter- cepts per Day	Number of ⁵			Costs		Number of					
			Persons Inter- cepted	Intercepts	Incrim- inating Intercepts	Total Cost in \$	Other Than Manpower in \$	Arrests	Trials	Motions to Suppress Intercepts ⁶			Persons Con- victed
										G	D	P	
NYC SPECIAL NARCOTICS BUREAU (CONTINUED)													
2009-72	53	38	3	2,000	350	-	-	-	-	-	-	-	-
2009-73	59	20	27	1,153	268	-	-	-	-	-	-	-	-
2009-74	60	222	19	13,339	3,205	-	-	-	-	-	-	-	-
2009-75	45	20	18	899	98	-	-	-	-	-	-	-	-
2009-76	NP	-	-	-	-	-	-	-	-	-	-	-	-
2009-77	29	60	23	1,747	338	-	-	-	-	-	-	-	-
2009-78	30	17	20	502	97	-	-	-	-	-	-	-	-
2009-79	39	71	64	2,751	322	-	-	-	-	-	-	-	-
2009-80	30	22	16	668	158	-	-	-	-	-	-	-	-
2009-81	NP	-	-	-	-	-	-	-	-	-	-	-	-
2009-82	7	-	1	1	1	-	-	9	-	-	-	-	-
2009-83	29	4	9	117	31	-	-	-	-	-	-	-	-
2009-84	29	41	22	1,197	315	-	-	-	-	-	-	-	-
2009-85	29	41	10	1,203	389	-	-	-	-	-	-	-	-
2009-86	29	55	56	1,587	422	-	-	1	-	-	-	-	-
2009-87	51	2	11	126	38	-	-	-	-	-	-	-	-
2009-88	29	6	10	177	52	-	-	-	-	-	-	-	-
2009-89	29	59	12	1,712	344	-	-	-	-	-	-	-	-
2009-90	28	80	14	2,230	336	-	-	-	-	-	-	-	-
2009-91	18	13	27	230	20	-	-	-	-	-	-	-	-
2009-92	60	25	60	1,477	159	-	-	-	-	-	-	-	-
2009-93	28	4	9	122	23	-	-	-	-	-	-	-	-
2009-94	28	87	7	2,429	854	-	-	-	-	-	-	-	-
2009-95	28	67	10	1,884	130	-	-	4	-	-	-	-	-
2009-96	4	30	13	122	41	-	-	-	-	-	-	-	-
2009-97	37	284	50	10,520	1,540	-	-	3	-	-	-	-	-
2009-98	29	36	25	1,057	291	-	-	-	-	-	-	-	-
2009-99	NP	-	-	-	-	-	-	-	-	-	-	-	-
2009-100	29	182	46	5,264	1,075	-	-	-	-	-	-	-	-
2009-101	26	79	26	2,065	371	-	-	4	-	-	-	-	-
2009-102	29	3	2	93	35	-	-	-	-	-	-	-	-
2009-103	29	95	12	2,759	841	-	-	-	-	-	-	-	-

⁴ NI indicates never installed. I indicates installed but never used. NP indicates no prosecutor's report.

⁵ NR indicates not reported or could not be determined.

⁶ Motions: G = Granted, D = Denied, P = Pending.

* The first four digits of the A.O. number represent the year in which the wiretap was terminated. Wiretaps that were terminated prior to 2009 were not reported previously because they were part of ongoing investigations.

TABLE B-1
STATE NEW YORK

CALENDAR YEAR 2009

**REPORT BY JUDGES OF COURT-AUTHORIZED INTERCEPTS OF WIRE, ORAL, OR ELECTRONIC COMMUNICATIONS
PURSUANT TO 18 U.S.C. 2519**

A.O. Number *	Authorizing Official		Offense Specified	Intercept		Date of Application	Authorized Length		
	Judge	Prosecutor ¹		Type ²	Location ³		Original Order (Days)	Number of Extensions	Total Length (Days)
NYC SPECIAL NARCOTICS BUREAU (CONTINUED)									
2009-104	ALLEN	MORGENTHAU	NARCOTICS	WC	D	11/20/2009	30	0	30
2009-105	ALLEN	MORGENTHAU	NARCOTICS	WC	D	11/20/2009	30	0	30
2009-106	ALLEN	MORGENTHAU	NARCOTICS	WC	D	11/24/2009	30	0	30
2009-107	ALLEN	MORGENTHAU	NARCOTICS	WC	D	11/25/2009	30	1	60
2009-108	ALLEN	MORGENTHAU	NARCOTICS	WC	D	12/01/2009	30	0	30
2009-109	ALLEN	MORGENTHAU	NARCOTICS	WC	D	12/04/2009	30	0	30
2009-110	ALLEN	MORGENTHAU	NARCOTICS	WC	D	12/04/2009	30	0	30
2009-111	ALLEN	MORGENTHAU	NARCOTICS	WC	D	12/04/2009	30	0	30
ONEIDA									
2009-1	DONALTY	GARRAMONE	NARCOTICS	WC	D	10/21/2009	30	2	90
2009-2	DONALTY	GARRAMONE	NARCOTICS	EE	B	10/21/2009	30	0	30
2009-3	DONALTY	GARRAMONE	NARCOTICS	EE	H	10/21/2009	30	2	90
2009-4	DONALTY	GARRAMONE	NARCOTICS	WC	D	11/10/2009	30	0	30
2009-5	DONALTY	GARRAMONE	NARCOTICS	EO	R,N	11/16/2009	30	1	60
ONONDAGA									
2009-1	FAHEY	FITZPATRICK	NARCOTICS	WC	D	06/11/2009	30	3	120
QUEENS									
2009-1	BUCHTER	BROWN	GAMBLING	WC	D	03/27/2008	30	20	630
2009-2	BUCHTER	BROWN	GAMBLING	WC	D	04/15/2008	11	20	611
2009-3	MCDONALD	BROWN	THEFT	WC	D	04/18/2008	30	9	300
2009-4	MCDONALD	BROWN	THEFT	WC	D	05/02/2008	12	14	432
2009-5	BUCHTER	BROWN	NARCOTICS	WC	D	06/19/2008	30	9	300
2009-6	BUCHTER	BROWN	NARCOTICS	WC	D	07/16/2008	30	9	300
2009-7	BUCHTER	BROWN	NARCOTICS	WC	D	08/06/2008	30	8	270
2009-8	MCDONALD	BROWN	THEFT	WC	D	09/04/2008	30	7	240
2009-9	MCDONALD	BROWN	THEFT	WC	D	09/04/2008	30	9	300
2009-10	MCDONALD	BROWN	NARCOTICS	WC	D	09/25/2008	30	5	180
2009-11	HOLDER	BROWN	NARCOTICS	WC	D	09/26/2008	30	5	180
2009-12	BUCHTER	BROWN	NARCOTICS	WC	D	10/02/2008	30	5	180
2009-13	HOLDER	BROWN	NARCOTICS	WC	D	10/08/2008	30	5	180
2009-14	HOLDER	BROWN	NARCOTICS	WC	D	10/24/2008	30	4	150
2009-15	MCDONALD	BROWN	THEFT	WC,EE	D	10/30/2008	30	2	90

¹ The prosecuting official authorized the filing of the application under provisions of the state's statute. (See Table 1 for this state's statutory citation.)

² Type: WC = Cellular or Mobile Telephone (Wire), WS = Standard Telephone (Wire), WO = Other (Wire), OM = Microphone (Oral), OO = Other (Oral), ED = Digital Pager (Electronic), EE = Computer or E-Mail (Electronic), EF = Fax Machine (Electronic), EO = Other (Electronic).

³ Location: D = Portable Device, H = Personal Residence, B = Business, A = Public Area, O = Other Location, R = Roving (Relaxed Specification Order), N = Not Specified.

* The first four digits of the A.O. number represent the year in which the wiretap was terminated. Wiretaps that were terminated prior to 2009 were not reported previously because they were part of ongoing investigations.

TABLE B-1
STATE NEW YORK

CALENDAR YEAR 2009

**REPORT BY PROSECUTORS OF COURT-AUTHORIZED INTERCEPTS OF WIRE, ORAL, OR ELECTRONIC COMMUNICATIONS
PURSUANT TO 18 U.S.C. 2519**

A.O. Number *	Number Of Days in Oper- ation ⁴	Average Inter- cepts per Day	Number of ⁵			Costs		Number of						
			Persons Inter- cepted	Intercepts	Incrim- inating Intercepts	Total Cost in \$	Other Than Manpower in \$	Arrests	Trials	Motions to Suppress Intercepts ⁶			Persons Con- victed	
										G	D	P		
NYC SPECIAL NARCOTICS BUREAU (CONTINUED)														
2009-104	29	182	9	5,289	670	-	-	-	-	-	-	-	-	
2009-105	27	90	32	2,438	587	-	-	17	-	-	-	-	-	
2009-106	16	-	-	-	-	21,163	3,200	-	-	-	-	-	-	
2009-107	30	9	7	256	40	9,711	2,180	8	-	-	-	-	-	
2009-108	30	145	17	4,358	1,103	-	-	-	-	-	-	-	-	
2009-109	NP	-	-	-	-	-	-	-	-	-	-	-	-	
2009-110	NP	-	-	12	-	-	-	-	-	-	-	-	-	
2009-111	NP	-	-	-	-	-	-	-	-	-	-	-	-	
ONEIDA														
2009-1	NP	-	-	-	-	-	-	-	-	-	-	-	-	
2009-2	NP	-	-	-	-	-	-	-	-	-	-	-	-	
2009-3	43	-	-	-	-	-	-	-	-	-	-	-	-	
2009-4	NP	-	-	-	-	-	-	-	-	-	-	-	-	
2009-5	NP	-	-	-	-	-	-	-	-	-	-	-	-	
ONONDAGA														
2009-1	109	315	390	34,350	4,079	321,873	16,975	38	-	-	-	-	-	
QUEENS														
2009-1	615	17	8,500	10,568	10,500	123,000	61,500	RELATED TO NO. 2009-2						
2009-2	611	14	6,540	8,781	8,500	124,000	62,000	29	-	-	-	-	-	
2009-3	300	117	40	35,000	34,862	61,000	60,000	35	-	-	-	-	-	
2009-4	400	43	32	17,360	1	81,000	80,000	RELATED TO NO. 2009-3						
2009-5	274	18	50	5,000	4,000	54,800	27,400	18	-	-	-	-	18	
2009-6	276	18	50	5,000	4,000	55,200	27,600	RELATED TO NO. 2009-5						
2009-7	240	21	50	5,000	4,000	51,000	25,500	RELATED TO NO. 2009-5						
2009-8	226	9	19	2,120	1,841	46,000	45,200	RELATED TO NO. 2009-3						
2009-9	264	20	42	5,193	3,212	53,800	52,800	RELATED TO NO. 2009-3						
2009-10	169	12	331	2,012	643	33,800	16,900	8	-	-	-	1	4	
2009-11	169	48	29	8,112	6,003	33,800	16,900	5	-	-	-	-	5	
2009-12	169	12	50	2,000	1,600	33,800	16,900	RELATED TO NO. 2009-5						
2009-13	157	48	31	7,611	5,898	31,400	15,700	RELATED TO NO. 2009-11						
2009-14	141	49	23	6,909	4,988	28,200	14,100	RELATED TO NO. 2009-11						
2009-15	89	4	3	326	326	18,600	17,800	RELATED TO NO. 2009-3						

⁴ NI indicates never installed. I indicates installed but never used. NP indicates no prosecutor's report.

⁵ NR indicates not reported or could not be determined.

⁶ Motions: G = Granted, D = Denied, P = Pending.

* The first four digits of the A.O. number represent the year in which the wiretap was terminated. Wiretaps that were terminated prior to 2009 were not reported previously because they were part of ongoing investigations.

**TABLE B-1
STATE NEW YORK**

CALENDAR YEAR 2009

**REPORT BY JUDGES OF COURT-AUTHORIZED INTERCEPTS OF WIRE, ORAL, OR ELECTRONIC COMMUNICATIONS
PURSUANT TO 18 U.S.C. 2519**

A.O. Number *	Authorizing Official		Offense Specified	Intercept		Date of Application	Authorized Length		
	Judge	Prosecutor ¹		Type ²	Location ³		Original Order (Days)	Number of Extensions	Total Length (Days)
QUEENS (CONTINUED)									
2009-16	BUCHTER	BROWN	NARCOTICS	WC	D	10/30/2008	30	4	150
2009-17	ROSENGARTEN	BROWN	NARCOTICS	WC	D	11/06/2008	30	4	150
2009-18	BUCHTER	BROWN	GAMBLING	WC	D	11/06/2008	30	2	90
2009-19	ROSENGARTEN	BROWN	NARCOTICS	WC	D	11/18/2008	30	1	60
2009-20	MCDONALD	BROWN	THEFT	WC	D	11/20/2008	30	6	210
2009-21	MCDONALD	BROWN	THEFT	WC	D	11/20/2008	30	1	60
2009-22	MCDONALD	BROWN	THEFT	WC	D	11/20/2008	30	2	90
2009-23	BUCHTER	BROWN	NARCOTICS	WC	D	11/25/2008	30	3	120
2009-24	BUCHTER	BROWN	GAMBLING	WC	D	12/05/2008	30	11	360
2009-25	BUCHTER	BROWN	GAMBLING	WC	D	12/05/2008	30	2	90
2009-26	ROSENGARTEN	BROWN	NARCOTICS	WC	D	12/18/2008	30	0	30
2009-27	MCDONALD	BROWN	NARCOTICS	WC	D	12/18/2008	30	0	30
2009-28	MCDONALD	BROWN	NARCOTICS	WC	D	12/18/2008	30	1	60
2009-29	MCDONALD	BROWN	NARCOTICS	WC	D	12/18/2008	30	0	30
2009-30	BUCHTER	BROWN	NARCOTICS	WC	D	12/22/2008	30	0	30
2009-31	BUCHTER	BROWN	NARCOTICS	WC	D	12/23/2008	30	0	30
2009-32	BUCHTER	BROWN	NARCOTICS	WC	D	12/23/2008	30	0	30
2009-33	BUCHTER	BROWN	NARCOTICS	WC	D	12/23/2008	30	4	150
2009-34	BUCHTER	BROWN	NARCOTICS	WC	D	12/23/2008	30	0	30
2009-35	MCDONALD	BROWN	THEFT	WC	D	12/31/2008	14	5	164
2009-36	MCDONALD	BROWN	THEFT	WC	D	12/31/2008	14	5	164
2009-37	MCDONALD	BROWN	THEFT	WC	D	12/31/2008	14	0	14
2009-38	MCDONALD	BROWN	NARCOTICS	WC	D	12/31/2008	17	0	17
2009-39	MCDONALD	BROWN	NARCOTICS	WC	D	12/31/2008	17	1	47
2009-40	MCDONALD	BROWN	THEFT	WC	D	01/13/2009	30	0	30
2009-41	MCDONALD	BROWN	THEFT	WC	D	01/13/2009	30	0	30
2009-42	MCDONALD	BROWN	THEFT	WC	D	01/13/2009	30	1	60
2009-43	MCDONALD	BROWN	THEFT	WC	D	01/13/2009	30	4	150
2009-44	MCDONALD	BROWN	THEFT	WC	D	01/13/2009	30	0	30
2009-45	MCDONALD	BROWN	THEFT	WC	D	01/13/2009	30	3	120
2009-46	MCDONALD	BROWN	THEFT	WC	D	01/13/2009	30	1	60
2009-47	MCDONALD	BROWN	NARCOTICS	WC	D	01/15/2009	30	4	150

¹ The prosecuting official authorized the filing of the application under provisions of the state's statute. (See Table 1 for this state's statutory citation.)

² Type: WC = Cellular or Mobile Telephone (Wire), WS = Standard Telephone (Wire), WO = Other (Wire), OM = Microphone (Oral), OO = Other (Oral), ED = Digital Pager (Electronic), EE = Computer or E-Mail (Electronic), EF = Fax Machine (Electronic), EO = Other (Electronic).

³ Location: D = Portable Device, H = Personal Residence, B = Business, A = Public Area, O = Other Location, R = Roving (Relaxed Specification Order), N = Not Specified.

* The first four digits of the A.O. number represent the year in which the wiretap was terminated. Wiretaps that were terminated prior to 2009 were not reported previously because they were part of ongoing investigations.

TABLE B-1
STATE NEW YORK

CALENDAR YEAR 2009

REPORT BY PROSECUTORS OF COURT-AUTHORIZED INTERCEPTS OF WIRE, ORAL, OR ELECTRONIC COMMUNICATIONS
PURSUANT TO 18 U.S.C. 2519

A.O. Number *	Number Of Days in Oper- ation ⁴	Average Inter- cepts per Day	Number of ⁵			Costs		Number of					
			Persons Inter- cepted	Intercepts	Incrim- inating Intercepts	Total Cost in \$	Other Than Manpower in \$	Arrests	Trials	Motions to Suppress Intercepts ⁶			Persons Con- victed
										G	D	P	
QUEENS (CONTINUED)													
2009-16	141	11	50	1,500	1,200	28,200	14,100	RELATED TO NO. 2009-5					
2009-17	127	46	22	5,826	3,786	25,400	12,700	-	-	-	-	-	-
2009-18	78	21	850	1,622	1,572	15,600	7,800	RELATED TO NO. 2009-2					
2009-19	58	42	43	2,458	1,282	11,600	5,800	-	-	-	-	-	-
2009-20	201	36	69	7,183	6,821	41,200	40,200	RELATED TO NO. 2009-3					
2009-21	55	3	20	177	103	12,000	11,000	RELATED TO NO. 2009-3					
2009-22	81	44	35	3,593	3,109	17,200	16,200	RELATED TO NO. 2009-3					
2009-23	115	11	50	1,250	1,000	23,000	11,500	RELATED TO NO. 2009-5					
2009-24	320	7	1,832	2,386	2,286	64,000	32,000	RELATED TO NO. 2009-2					
2009-25	80	6	295	497	395	16,000	8,000	RELATED TO NO. 2009-2					
2009-26	28	26	13	721	502	5,600	2,800	-	-	-	-	-	-
2009-27	30	6	26	173	36	6,000	3,000	8	-	-	-	4	1
2009-28	56	10	23	534	125	11,200	5,600	RELATED TO NO. 2009-10					
2009-29	30	5	16	142	25	6,000	3,000	RELATED TO NO. 2009-10					
2009-30	NI	-	-	-	-	-	-	-	-	-	-	-	-
2009-31	30	8	15	250	200	6,000	3,000	RELATED TO NO. 2009-5					
2009-32	30	8	15	250	200	6,000	3,000	RELATED TO NO. 2009-5					
2009-33	143	12	50	1,750	1,500	28,600	14,300	RELATED TO NO. 2009-5					
2009-34	30	8	15	250	200	6,000	3,000	RELATED TO NO. 2009-5					
2009-35	164	90	59	14,747	14,561	33,800	32,800	RELATED TO NO. 2009-3					
2009-36	164	29	29	4,783	4,699	33,800	32,800	RELATED TO NO. 2009-3					
2009-37	14	128	22	1,792	1,784	3,800	2,800	RELATED TO NO. 2009-3					
2009-38	17	19	23	326	326	3,400	1,700	RELATED TO NO. 2009-10					
2009-39	44	36	34	1,564	267	8,800	4,400	RELATED TO NO. 2009-10					
2009-40	26	1	2	30	26	6,200	5,200	RELATED TO NO. 2009-3					
2009-41	26	131	54	3,397	3,001	6,200	5,200	RELATED TO NO. 2009-3					
2009-42	48	13	21	644	597	10,600	9,600	RELATED TO NO. 2009-3					
2009-43	142	184	94	26,120	18,000	29,400	28,400	RELATED TO NO. 2009-3					
2009-44	16	180	23	2,878	2,870	4,200	3,200	RELATED TO NO. 2009-3					
2009-45	119	16	41	1,863	1,863	24,800	23,800	RELATED TO NO. 2009-3					
2009-46	52	2	19	109	107	4,800	3,800	RELATED TO NO. 2009-3					
2009-47	139	12	35	1,734	613	27,800	13,900	RELATED TO NO. 2009-10					

⁴ NI indicates never installed. I indicates installed but never used. NP indicates no prosecutor's report.

⁵ NR indicates not reported or could not be determined.

⁶ Motions: G = Granted, D = Denied, P = Pending.

* The first four digits of the A.O. number represent the year in which the wiretap was terminated. Wiretaps that were terminated prior to 2009 were not reported previously because they were part of ongoing investigations.

TABLE B-1
STATE NEW YORK

CALENDAR YEAR 2009

**REPORT BY JUDGES OF COURT-AUTHORIZED INTERCEPTS OF WIRE, ORAL, OR ELECTRONIC COMMUNICATIONS
PURSUANT TO 18 U.S.C. 2519**

A.O. Number *	Authorizing Official		Offense Specified	Intercept		Date of Application	Authorized Length		
	Judge	Prosecutor ¹		Type ²	Location ³		Original Order (Days)	Number of Extensions	Total Length (Days)
QUEENS (CONTINUED)									
2009-48	MCDONALD	BROWN	NARCOTICS	WC	D	01/15/2009	30	1	60
2009-49	MCDONALD	BROWN	NARCOTICS	WC	D	01/15/2009	30	0	30
2009-50	BUCHTER	BROWN	GAMBLING	WC	D	01/20/2009	30	0	30
2009-51	BUCHTER	BROWN	NARCOTICS	WC	D	01/21/2009	30	1	60
2009-52	BUCHTER	BROWN	NARCOTICS	WC	D	01/21/2009	30	0	30
2009-53	MCDONALD	BROWN	NARCOTICS	WC	D	01/27/2009	30	2	90
2009-54	MCDONALD	BROWN	NARCOTICS	WC	D	01/27/2009	16	0	16
2009-55	BUCHTER	BROWN	GAMBLING	WC	D	01/30/2009	19	4	139
2009-56	MCDONALD	BROWN	THEFT	WC	D	02/04/2009	30	1	60
2009-57	MCDONALD	BROWN	THEFT	WC	D	02/04/2009	30	3	120
2009-58	MCDONALD	BROWN	THEFT	WC	D	02/04/2009	30	0	30
2009-59	MCDONALD	BROWN	THEFT	WC	D	02/04/2009	30	1	60
2009-60	MCDONALD	BROWN	THEFT	WC	D	02/04/2009	30	0	30
2009-61	MCDONALD	BROWN	THEFT	WC	D	02/04/2009	30	1	60
2009-62	MCDONALD	BROWN	THEFT	WC	D	02/04/2009	30	1	60
2009-63	MCDONALD	BROWN	THEFT	WC	D	02/05/2009	30	3	120
2009-64	BUCHTER	BROWN	GAMBLING	WC	D	02/18/2009	30	1	60
2009-65	BUCHTER	BROWN	GAMBLING	WC	D	02/18/2009	30	0	30
2009-66	BUCHTER	BROWN	GAMBLING	WC	D	02/18/2009	30	1	60
2009-67	BUCHTER	BROWN	NARCOTICS	WC	D	02/19/2009	30	3	120
2009-68	BUCHTER	BROWN	NARCOTICS	WC	D	02/19/2009	30	1	60
2009-69	BUCHTER	BROWN	NARCOTICS	WC	D	02/19/2009	30	6	210
2009-70	BUCHTER	BROWN	NARCOTICS	WC	D	02/19/2009	30	4	150
2009-71	MCGANN	BROWN	NARCOTICS	WC	D	02/19/2009	30	0	30
2009-72	ROSENGARTEN	BROWN	FIREARMS	WC	D	02/20/2009	30	3	120
2009-73	ROSENGARTEN	BROWN	FIREARMS	WC	D	02/20/2009	30	5	180
2009-74	MCDONALD	BROWN	NARCOTICS	WC	D	02/24/2009	17	1	47
2009-75	MCDONALD	BROWN	NARCOTICS	WC	D	02/24/2009	17	1	47
2009-76	HOLDER	BROWN	NARCOTICS	WC	D	02/26/2009	16	0	16
2009-77	MCDONALD	BROWN	THEFT	WC	D	03/04/2009	30	0	30
2009-78	MCDONALD	BROWN	THEFT	WC	D	03/04/2009	30	0	30
2009-79	MCDONALD	BROWN	THEFT	WC	D	03/04/2009	30	2	90

¹ The prosecuting official authorized the filing of the application under provisions of the state's statute. (See Table 1 for this state's statutory citation.)

² Type: WC = Cellular or Mobile Telephone (Wire), WS = Standard Telephone (Wire), WO = Other (Wire), OM = Microphone (Oral), OO = Other (Oral), ED = Digital Pager (Electronic), EE = Computer or E-Mail (Electronic), EF = Fax Machine (Electronic), EO = Other (Electronic).

³ Location: D = Portable Device, H = Personal Residence, B = Business, A = Public Area, O = Other Location, R = Roving (Relaxed Specification Order), N = Not Specified.

* The first four digits of the A.O. number represent the year in which the wiretap was terminated. Wiretaps that were terminated prior to 2009 were not reported previously because they were part of ongoing investigations.

TABLE B-1
STATE NEW YORK

CALENDAR YEAR 2009

REPORT BY PROSECUTORS OF COURT-AUTHORIZED INTERCEPTS OF WIRE, ORAL, OR ELECTRONIC COMMUNICATIONS
PURSUANT TO 18 U.S.C. 2519

A.O. Number *	Number Of Days in Oper- ation ⁴	Average Inter- cepts per Day	Number of ⁵			Costs		Number of					
			Persons Inter- cepted	Intercepts	Incrim- inating Intercepts	Total Cost in \$	Other Than Manpower in \$	Arrests	Trials	Motions to Suppress Intercepts ⁶			Persons Con- victed
										G	D	P	
QUEENS (CONTINUED)													
2009-48	58	14	14	785	255	11,600	5,800	RELATED TO NO. 2009-10					
2009-49	28	5	15	135	55	5,600	2,800	RELATED TO NO. 2009-10					
2009-50	28	6	85	177	32	5,600	2,800	RELATED TO NO. 2009-2					
2009-51	60	8	30	500	400	12,000	6,000	RELATED TO NO. 2009-5					
2009-52	30	8	15	250	200	6,000	3,000	RELATED TO NO. 2009-5					
2009-53	75	25	47	1,883	742	15,000	7,500	RELATED TO NO. 2009-10					
2009-54	16	3	15	52	20	3,200	1,600	RELATED TO NO. 2009-10					
2009-55	127	8	332	995	674	25,400	12,700	RELATED TO NO. 2009-2					
2009-56	46	33	19	1,499	1,209	10,200	9,200	RELATED TO NO. 2009-3					
2009-57	99	65	184	6,423	4,621	20,800	19,800	RELATED TO NO. 2009-3					
2009-58	23	57	19	1,304	1,196	5,600	4,600	RELATED TO NO. 2009-3					
2009-59	56	30	32	1,705	1,439	7,400	6,400	RELATED TO NO. 2009-3					
2009-60	28	36	26	995	987	12,600	11,600	RELATED TO NO. 2009-3					
2009-61	52	24	42	1,228	992	11,400	10,400	RELATED TO NO. 2009-3					
2009-62	52	68	74	3,518	1,121	11,400	10,400	RELATED TO NO. 2009-3					
2009-63	98	18	21	1,809	1,797	20,600	19,600	RELATED TO NO. 2009-3					
2009-64	57	15	324	873	617	11,400	5,700	RELATED TO NO. 2009-2					
2009-65	30	15	173	446	57	6,000	3,000	RELATED TO NO. 2009-2					
2009-66	58	10	327	566	432	11,600	5,800	RELATED TO NO. 2009-2					
2009-67	116	11	50	1,250	1,000	23,200	11,600	RELATED TO NO. 2009-5					
2009-68	59	8	30	500	400	11,800	5,900	RELATED TO NO. 2009-5					
2009-69	199	13	50	2,500	2,100	39,800	19,900	RELATED TO NO. 2009-5					
2009-70	142	9	50	1,250	1,000	28,400	14,200	RELATED TO NO. 2009-5					
2009-71	29	-	-	-	-	5,800	2,900	-	-	-	-	-	-
2009-72	98	7	100	700	250	19,600	9,800	-	-	-	-	-	-
2009-73	132	4	100	500	250	26,400	13,200	-	-	-	-	-	-
2009-74	46	17	27	782	402	9,200	4,600	RELATED TO NO. 2009-10					
2009-75	46	6	15	254	21	9,200	4,600	RELATED TO NO. 2009-10					
2009-76	16	14	6	224	102	3,200	1,600	RELATED TO NO. 2009-11					
2009-77	23	20	24	454	392	5,600	4,600	RELATED TO NO. 2009-3					
2009-78	12	78	82	935	111	3,400	2,400	RELATED TO NO. 2009-3					
2009-79	72	73	38	5,265	4,994	15,400	14,400	RELATED TO NO. 2009-3					

⁴ NI indicates never installed. I indicates installed but never used. NP indicates no prosecutor's report.

⁵ NR indicates not reported or could not be determined.

⁶ Motions: G = Granted, D = Denied, P = Pending.

* The first four digits of the A.O. number represent the year in which the wiretap was terminated. Wiretaps that were terminated prior to 2009 were not reported previously because they were part of ongoing investigations.

TABLE B-1
STATE NEW YORK

CALENDAR YEAR 2009

**REPORT BY JUDGES OF COURT-AUTHORIZED INTERCEPTS OF WIRE, ORAL, OR ELECTRONIC COMMUNICATIONS
PURSUANT TO 18 U.S.C. 2519**

A.O. Number *	Authorizing Official		Offense Specified	Intercept		Date of Application	Authorized Length		
	Judge	Prosecutor ¹		Type ²	Location ³		Original Order (Days)	Number of Extensions	Total Length (Days)
QUEENS (CONTINUED)									
2009-80	ROSENGARTEN	BROWN	FIREARMS	WC	D	03/04/2009	30	8	270
2009-81	MCDONALD	BROWN	NARCOTICS	WC	D	03/11/2009	30	0	30
2009-82	MCDONALD	BROWN	NARCOTICS	WC	D	03/12/2009	30	0	30
2009-83	MCDONALD	BROWN	NARCOTICS	WC	D	03/12/2009	30	0	30
2009-84	MCDONALD	BROWN	THEFT	WC	D	03/17/2009	14	2	74
2009-85	MCDONALD	BROWN	THEFT	WC	D	03/17/2009	14	1	44
2009-86	BUCHTER	BROWN	NARCOTICS	WC	D	03/20/2009	30	1	60
2009-87	ROSENGARTEN	BROWN	FIREARMS	WC	D	03/20/2009	30	0	30
2009-88	MCDONALD	BROWN	THEFT	WC	D	04/01/2009	30	1	60
2009-89	ROSENGARTEN	BROWN	FIREARMS	WC	D	04/08/2009	30	0	30
2009-90	MCDONALD	BROWN	NARCOTICS	WC	D	04/09/2009	30	1	60
2009-91	MCDONALD	BROWN	THEFT	WC	D	04/17/2009	13	1	43
2009-92	BUCHTER	BROWN	NARCOTICS	WC	D	04/17/2009	30	2	90
2009-93	BUCHTER	BROWN	NARCOTICS	WC	D	04/17/2009	30	2	90
2009-94	ROSENGARTEN	BROWN	FIREARMS	WC	D	04/17/2009	30	2	90
2009-95	ROSENGARTEN	BROWN	FIREARMS	WC	D	05/01/2009	30	6	210
2009-96	MCDONALD	BROWN	NARCOTICS	WC	D	05/01/2009	30	5	180
2009-97	MCDONALD	BROWN	NARCOTICS	WC	D	05/01/2009	30	1	60
2009-98	MCDONALD	BROWN	NARCOTICS	WC	D	05/04/2009	30	1	60
2009-99	MCDONALD	BROWN	NARCOTICS	WC	D	05/04/2009	30	0	30
2009-100	MCDONALD	BROWN	NARCOTICS	WC	D	05/04/2009	30	0	30
2009-101	BUCHTER	BROWN	NARCOTICS	WC	D	05/14/2009	30	1	60
2009-102	BUCHTER	BROWN	GAMBLING	WS	H	05/14/2009	30	1	60
2009-103	ROSENGARTEN	BROWN	FIREARMS	WC	D	05/29/2009	30	2	90
2009-104	ROSENGARTEN	BROWN	FIREARMS	WC	D	05/29/2009	30	0	30
2009-105	MCDONALD	BROWN	NARCOTICS	WC	D	05/29/2009	30	2	90
2009-106	MCDONALD	BROWN	NARCOTICS	WC	D	05/29/2009	30	0	30
2009-107	MCDONALD	BROWN	NARCOTICS	WC	D	05/29/2009	30	0	30
2009-108	MCDONALD	BROWN	NARCOTICS	EE	O	05/29/2009	30	0	30
2009-109	MCDONALD	BROWN	NARCOTICS	WC	D	06/02/2009	30	3	120
2009-110	BUCHTER	BROWN	GAMBLING	WC	D	06/03/2009	9	5	159
2009-111	ROSENGARTEN	BROWN	FIREARMS	WC	D	06/24/2009	30	1	60

¹ The prosecuting official authorized the filing of the application under provisions of the state's statute. (See Table 1 for this state's statutory citation.)

² Type: WC = Cellular or Mobile Telephone (Wire), WS = Standard Telephone (Wire), WO = Other (Wire), OM = Microphone (Oral), OO = Other (Oral), ED = Digital Pager (Electronic), EE = Computer or E-Mail (Electronic), EF = Fax Machine (Electronic), EO = Other (Electronic).

³ Location: D = Portable Device, H = Personal Residence, B = Business, A = Public Area, O = Other Location, R = Roving (Relaxed Specification Order), N = Not Specified.

* The first four digits of the A.O. number represent the year in which the wiretap was terminated. Wiretaps that were terminated prior to 2009 were not reported previously because they were part of ongoing investigations.

TABLE B-1
STATE NEW YORK

CALENDAR YEAR 2009

REPORT BY PROSECUTORS OF COURT-AUTHORIZED INTERCEPTS OF WIRE, ORAL, OR ELECTRONIC COMMUNICATIONS
PURSUANT TO 18 U.S.C. 2519

A.O. Number *	Number Of Days in Oper- ation ⁴	Average Inter- cepts per Day	Number of ⁵			Costs		Number of					
			Persons Inter- cepted	Intercepts	Incrim- inating Intercepts	Total Cost in \$	Other Than Manpower in \$	Arrests	Trials	Motions to Suppress Intercepts ⁶			Persons Con- victed
										G	D	P	
QUEENS (CONTINUED)													
2009-80	218	7	250	1,500	500	43,600	21,800	-	-	-	-	-	-
2009-81	30	-	-	-	-	6,000	3,000	-	-	-	-	-	-
2009-82	29	6	15	162	10	9,200	4,600	RELATED TO NO. 2009-10					
2009-83	29	2	16	72	18	5,800	2,900	RELATED TO NO. 2009-10					
2009-84	62	36	29	2,233	1,998	13,400	12,400	RELATED TO NO. 2009-3					
2009-85	22	44	61	971	892	5,400	4,400	RELATED TO NO. 2009-3					
2009-86	58	9	30	500	400	11,600	5,800	RELATED TO NO. 2009-5					
2009-87	11	1	2	10	5	2,200	1,100	-	-	-	-	-	-
2009-88	42	32	82	1,340	1,299	9,400	8,400	RELATED TO NO. 2009-3					
2009-89	29	2	25	55	15	5,800	2,900	-	-	-	-	-	-
2009-90	56	7	24	367	101	11,200	5,600	RELATED TO NO. 2009-10					
2009-91	28	78	41	2,190	1,899	6,600	5,600	RELATED TO NO. 2009-3					
2009-92	58	9	30	500	400	11,600	5,800	RELATED TO NO. 2009-5					
2009-93	58	9	30	500	400	11,600	5,800	RELATED TO NO. 2009-5					
2009-94	81	1	20	100	15	16,200	8,100	RELATED TO NO. 2009-119					
2009-95	160	6	200	1,000	150	32,000	16,000	-	-	-	-	-	-
2009-96	153	88	12	13,398	8,709	30,600	15,300	-	-	-	-	-	-
2009-97	55	81	8	4,466	2,903	11,000	5,500	-	-	-	-	-	-
2009-98	60	10	21	624	210	11,200	5,600	RELATED TO NO. 2009-10					
2009-99	30	17	27	514	124	6,000	3,000	RELATED TO NO. 2009-10					
2009-100	30	21	35	632	302	6,000	3,000	RELATED TO NO. 2009-10					
2009-101	59	8	15	500	400	11,800	5,900	RELATED TO NO. 2009-5					
2009-102	56	7	143	396	201	11,200	5,600	RELATED TO NO. 2009-2					
2009-103	81	2	35	170	70	16,200	8,100	-	-	-	-	-	-
2009-104	26	2	15	50	10	26,400	13,200	-	-	-	-	-	-
2009-105	73	92	11	6,699	4,354	14,600	7,300	-	-	-	-	-	-
2009-106	27	7	3	189	-	5,400	2,700	-	-	-	-	-	-
2009-107	27	2	3	67	-	5,400	2,700	-	-	-	-	-	-
2009-108	27	-	3	11	-	5,400	2,700	-	-	-	-	-	-
2009-109	119	15	47	1,760	502	23,800	11,900	RELATED TO NO. 2009-10					
2009-110	145	1	93	187	180	29,000	14,500	RELATED TO NO. 2009-2					
2009-111	55	2	20	120	30	11,000	5,500	-	-	-	-	-	-

⁴ NI indicates never installed. I indicates installed but never used. NP indicates no prosecutor's report.

⁵ NR indicates not reported or could not be determined.

⁶ Motions: G = Granted, D = Denied, P = Pending.

* The first four digits of the A.O. number represent the year in which the wiretap was terminated. Wiretaps that were terminated prior to 2009 were not reported previously because they were part of ongoing investigations.

TABLE B-1
STATE NEW YORK

CALENDAR YEAR 2009

**REPORT BY JUDGES OF COURT-AUTHORIZED INTERCEPTS OF WIRE, ORAL, OR ELECTRONIC COMMUNICATIONS
PURSUANT TO 18 U.S.C. 2519**

A.O. Number *	Authorizing Official		Offense Specified	Intercept		Date of Application	Authorized Length		
	Judge	Prosecutor ¹		Type ²	Location ³		Original Order (Days)	Number of Extensions	Total Length (Days)
QUEENS (CONTINUED)									
2009-112	ROSENGARTEN	BROWN	FIREARMS	WC	D	06/24/2009	30	0	30
2009-113	MCDONALD	BROWN	NARCOTICS	WC	D	06/25/2009	30	0	30
2009-114	MCDONALD	BROWN	NARCOTICS	WC	D	06/25/2009	30	0	30
2009-115	MCDONALD	BROWN	NARCOTICS	WC	D	07/01/2009	30	1	60
2009-116	MCDONALD	BROWN	NARCOTICS	WC	D	07/01/2009	30	0	30
2009-117	MCDONALD	BROWN	NARCOTICS	WC	D	07/01/2009	30	0	30
2009-118	MCDONALD	BROWN	NARCOTICS	WC	D	07/01/2009	30	0	30
2009-119	ROSENGARTEN	BROWN	FIREARMS	WC	D	07/09/2009	30	3	120
2009-120	BUCHTER	BROWN	GAMBLING	WS	D	07/10/2009	30	1	40
2009-121	BUCHTER	BROWN	GAMBLING	WC	D	07/10/2009	30	1	60
2009-122	BUCHTER	BROWN	GAMBLING	WC	D	07/23/2009	15	3	105
2009-123	MCDONALD	BROWN	NARCOTICS	WC	D	07/30/2009	30	1	60
2009-124	MCDONALD	BROWN	NARCOTICS	WC	D	07/30/2009	30	1	60
2009-125	MCDONALD	BROWN	NARCOTICS	WC	D	07/30/2009	30	1	60
2009-126	MCDONALD	BROWN	NARCOTICS	WC	D	08/07/2009	30	0	30
2009-127	ROSENGARTEN	BROWN	FIREARMS	WC	D	08/18/2009	30	1	60
2009-128	BUCHTER	BROWN	GAMBLING	WC	D	08/26/2009	10	1	40
2009-129	BUCHTER	BROWN	GAMBLING	WC	D	10/09/2009	21	0	21
2008-197	BUCHTER	BROWN	GAMBLING	WC	D	03/29/2007	30	12	390
2008-198	BUCHTER	BROWN	GAMBLING	WC	D	03/29/2007	30	0	30
2008-199	BUCHTER	BROWN	GAMBLING	WC	D	09/12/2007	30	7	240
2008-200	BUCHTER	BROWN	GAMBLING	WC	D	10/23/2007	16	4	120
2008-201	BUCHTER	BROWN	GAMBLING	WC	D	12/07/2007	30	2	90
2008-202	BUCHTER	BROWN	GAMBLING	WC	D	12/07/2007	30	3	120
2008-203	BUCHTER	BROWN	GAMBLING	WC	D	02/28/2008	30	3	120
2008-204	BUCHTER	BROWN	GAMBLING	WC	D	02/29/2008	30	1	60
2008-206	ROSENGARTEN	BROWN	NARCOTICS	WC	D	03/11/2008	30	0	30
2008-207	ROSENGARTEN	BROWN	NARCOTICS	WC	D	03/11/2008	30	4	150
2008-208	ROSENGARTEN	BROWN	NARCOTICS	WC	D	03/11/2008	30	4	150
2008-209	BUCHTER	BROWN	GAMBLING	WC	D	03/27/2008	30	0	30
2008-210	BUCHTER	BROWN	GAMBLING	WC	D	03/27/2008	30	3	120
2008-211	ROSENGARTEN	BROWN	NARCOTICS	WC	D	04/09/2008	30	8	270

¹ The prosecuting official authorized the filing of the application under provisions of the state's statute. (See Table 1 for this state's statutory citation.)

² Type: WC = Cellular or Mobile Telephone (Wire), WS = Standard Telephone (Wire), WO = Other (Wire), OM = Microphone (Oral), OO = Other (Oral), ED = Digital Pager (Electronic), EE = Computer or E-Mail (Electronic), EF = Fax Machine (Electronic), EO = Other (Electronic).

³ Location: D = Portable Device, H = Personal Residence, B = Business, A = Public Area, O = Other Location, R = Roving (Relaxed Specification Order), N = Not Specified.

* The first four digits of the A.O. number represent the year in which the wiretap was terminated. Wiretaps that were terminated prior to 2009 were not reported previously because they were part of ongoing investigations.

TABLE B-1
STATE NEW YORK

CALENDAR YEAR 2009

**REPORT BY PROSECUTORS OF COURT-AUTHORIZED INTERCEPTS OF WIRE, ORAL, OR ELECTRONIC COMMUNICATIONS
PURSUANT TO 18 U.S.C. 2519**

A.O. Number *	Number Of Days in Oper- ation ⁴	Average Inter- cepts per Day	Number of ⁵			Costs		Number of					
			Persons Inter- cepted	Intercepts	Incrim- inating Intercepts	Total Cost in \$	Other Than Manpower in \$	Arrests	Trials	Motions to Suppress Intercepts ⁶			Persons Con- victed
										G	D	P	
QUEENS (CONTINUED)													
2009-112	15	1	2	15	5	3,200	1,600	-	-	-	-	-	-
2009-113	21	9	6	198	-	4,200	2,100	-	-	-	-	-	-
2009-114	21	6	5	117	-	4,200	2,100	-	-	-	-	-	-
2009-115	60	14	26	852	217	12,000	6,000	RELATED TO NO. 2009-10					
2009-116	30	8	21	231	10	6,000	3,000	RELATED TO NO. 2009-10					
2009-117	30	5	12	162	13	6,000	3,000	RELATED TO NO. 2009-10					
2009-118	30	5	12	162	13	6,000	3,000	RELATED TO NO. 2009-10					
2009-119	91	5	120	450	200	18,200	9,100	4	-	-	-	-	-
2009-120	NI	-	-	-	-	-	-	-	-	-	-	-	-
2009-121	52	2	27	82	15	10,400	5,200	RELATED TO NO. 2009-2					
2009-122	90	8	260	707	654	18,000	9,000	RELATED TO NO. 2009-2					
2009-123	60	20	32	1,202	205	12,000	6,000	RELATED TO NO. 2009-10					
2009-124	60	27	42	1,622	324	12,000	6,000	RELATED TO NO. 2009-10					
2009-125	60	17	52	1,021	311	12,000	6,000	RELATED TO NO. 2009-10					
2009-126	26	4	3	102	-	5,200	2,600	-	-	-	-	-	-
2009-127	51	1	15	70	20	10,200	5,100	RELATED TO NO. 2009-119					
2009-128	39	-	4	8	2	7,800	3,900	RELATED TO NO. 2009-2					
2009-129	11	15	95	170	157	2,200	1,100	RELATED TO NO. 2009-2					
2008-197	366	4	812	1,576	1,372	73,200	36,600	RELATED TO NO. 2009-2					
2008-198	28	-	-	-	-	5,600	2,800	RELATED TO NO. 2009-2					
2008-199	240	24	3,551	5,772	4,662	4,800	2,400	RELATED TO NO. 2009-2					
2008-200	106	8	430	860	790	21,200	10,600	RELATED TO NO. 2009-2					
2008-201	85	9	421	783	642	17,000	8,500	RELATED TO NO. 2009-2					
2008-202	111	4	280	420	360	22,200	11,100	RELATED TO NO. 2009-2					
2008-203	115	6	442	665	337	23,000	11,500	RELATED TO NO. 2009-2					
2008-204	58	27	832	1,544	1,322	11,700	5,900	RELATED TO NO. 2009-2					
2008-206	30	7	11	208	97	6,000	3,000	-	-	-	-	-	-
2008-207	115	25	42	2,877	1,783	-	-	-	-	-	-	-	-
2008-208	115	32	56	3,680	2,287	23,000	11,500	-	-	-	-	-	-
2008-209	27	-	3	7	1	5,400	2,700	RELATED TO NO. 2009-2					
2008-210	113	29	1,124	3,248	2,248	22,600	11,300	RELATED TO NO. 2009-2					
2008-211	240	27	28	6,503	4,798	49,600	24,800	-	-	-	-	-	-

⁴ NI indicates never installed. I indicates installed but never used. NP indicates no prosecutor's report.

⁵ NR indicates not reported or could not be determined.

⁶ Motions: G = Granted, D = Denied, P = Pending.

* The first four digits of the A.O. number represent the year in which the wiretap was terminated. Wiretaps that were terminated prior to 2009 were not reported previously because they were part of ongoing investigations.

TABLE B-1
STATE NEW YORK

CALENDAR YEAR 2009

REPORT BY JUDGES OF COURT-AUTHORIZED INTERCEPTS OF WIRE, ORAL, OR ELECTRONIC COMMUNICATIONS
PURSUANT TO 18 U.S.C. 2519

A.O. Number *	Authorizing Official		Offense Specified	Intercept		Date of Application	Authorized Length		
	Judge	Prosecutor ¹		Type ²	Location ³		Original Order (Days)	Number of Extensions	Total Length (Days)
QUEENS (CONTINUED)									
2008-212	MCDONALD	BROWN	THEFT	WC	D	04/18/2008	30	0	30
2008-213	MCDONALD	BROWN	THEFT	WC	D	04/18/2008	30	0	30
2008-214	MCDONALD	BROWN	THEFT	WC	D	04/18/2008	30	0	30
2008-215	MCDONALD	BROWN	THEFT	WC	D	04/18/2008	30	0	30
2008-216	MCDONALD	BROWN	THEFT	WC	D	04/18/2008	30	0	30
2008-217	MCDONALD	BROWN	THEFT	WC	D	04/18/2008	30	1	60
2008-218	MCDONALD	BROWN	THEFT	WC	D	04/18/2008	30	2	90
2008-219	BUCHTER	BROWN	GAMBLING	WC	D	04/25/2008	30	6	210
2008-220	MCDONALD	BROWN	THEFT	WC	D	05/02/2008	12	1	42
2008-221	MCDONALD	BROWN	THEFT	WC	D	05/14/2008	30	0	30
2008-222	MCDONALD	BROWN	THEFT	WC	D	05/14/2008	30	1	60
2008-223	MCDONALD	BROWN	THEFT	WC	D	05/14/2008	30	3	120
2008-224	BUCHTER	BROWN	GAMBLING	WC	D	05/22/2008	30	7	240
2008-225	MCDONALD	BROWN	THEFT	WC	D	05/28/2008	30	1	45
2008-226	BUCHTER	BROWN	GAMBLING	WC	D	06/02/2008	18	1	48
2008-227	MCDONALD	BROWN	THEFT	WC	D	06/12/2008	30	0	30
2008-228	MCDONALD	BROWN	THEFT	WC	D	06/12/2008	30	0	30
2008-229	MCDONALD	BROWN	THEFT	WC	D	06/12/2008	30	1	60
2008-230	MCDONALD	BROWN	THEFT	WC	D	06/12/2008	30	9	300
2008-231	MCDONALD	BROWN	THEFT	WC	D	06/12/2008	30	0	30
2008-232	MCDONALD	BROWN	THEFT	WC	D	06/12/2008	30	1	60
2008-233	MCDONALD	BROWN	THEFT	WC	D	06/12/2008	30	4	150
2008-234	BUCHTER	BROWN	GAMBLING	WC	D	06/19/2008	30	2	90
2008-235	BUCHTER	BROWN	GAMBLING	WC	D	06/19/2008	30	2	80
2008-236	MCDONALD	BROWN	THEFT	WC	D	07/02/2008	9	0	9
2008-237	MCDONALD	BROWN	THEFT	WC	D	07/02/2008	9	1	39
2008-238	MCDONALD	BROWN	THEFT	EE	D	07/02/2008	9	3	99
2008-239	MCDONALD	BROWN	THEFT	WC	D	07/11/2008	30	0	30
2008-240	MCDONALD	BROWN	THEFT	WC	D	07/11/2008	30	0	30
2008-241	BUCHTER	BROWN	NARCOTICS	WC	D	07/16/2008	30	0	30
2008-242	BUCHTER	BROWN	NARCOTICS	WC	D	07/16/2008	30	1	60
2008-243	BUCHTER	BROWN	GAMBLING	WC	D	07/17/2008	30	0	30

¹ The prosecuting official authorized the filing of the application under provisions of the state's statute. (See Table 1 for this state's statutory citation.)

² Type: WC = Cellular or Mobile Telephone (Wire), WS = Standard Telephone (Wire), WO = Other (Wire), OM = Microphone (Oral), OO = Other (Oral), ED = Digital Pager (Electronic), EE = Computer or E-Mail (Electronic), EF = Fax Machine (Electronic), EO = Other (Electronic).

³ Location: D = Portable Device, H = Personal Residence, B = Business, A = Public Area, O = Other Location, R = Roving (Relaxed Specification Order), N = Not Specified.

* The first four digits of the A.O. number represent the year in which the wiretap was terminated. Wiretaps that were terminated prior to 2009 were not reported previously because they were part of ongoing investigations.

TABLE B-1
STATE NEW YORK

CALENDAR YEAR 2009

REPORT BY PROSECUTORS OF COURT-AUTHORIZED INTERCEPTS OF WIRE, ORAL, OR ELECTRONIC COMMUNICATIONS
PURSUANT TO 18 U.S.C. 2519

A.O. Number *	Number Of Days in Oper- ation ⁴	Average Inter- cepts per Day	Number of ⁵			Costs		Number of					
			Persons Inter- cepted	Intercepts	Incrim- inating Intercepts	Total Cost in \$	Other Than Manpower in \$	Arrests	Trials	Motions to Suppress Intercepts ⁶			Persons Con- victed
										G	D	P	
QUEENS (CONTINUED)													
2008-212	18	96	31	1,727	1,703	4,400	3,600	RELATED TO NO. 2009-3					
2008-213	20	2	4	41	21	4,800	4,000	RELATED TO NO. 2009-3					
2008-214	19	56	47	1,066	992	4,600	3,800	RELATED TO NO. 2009-3					
2008-215	17	30	49	515	513	4,200	3,400	RELATED TO NO. 2009-3					
2008-216	26	2	24	61	1	6,000	5,200	RELATED TO NO. 2009-3					
2008-217	60	9	34	561	551	12,800	12,000	RELATED TO NO. 2009-3					
2008-218	81	42	171	3,389	3,380	17,000	16,200	RELATED TO NO. 2009-3					
2008-219	202	18	2,313	3,627	3,427	40,400	20,200	RELATED TO NO. 2009-2					
2008-220	42	39	91	1,620	1,610	9,200	8,400	RELATED TO NO. 2009-3					
2008-221	28	86	221	2,421	2,421	6,400	5,600	RELATED TO NO. 2009-3					
2008-222	45	41	104	1,852	1,850	9,800	9,000	RELATED TO NO. 2009-3					
2008-223	119	41	76	4,921	4,001	24,600	23,800	RELATED TO NO. 2009-3					
2008-224	232	4	608	1,013	847	46,400	23,200	RELATED TO NO. 2009-2					
2008-225	33	34	33	1,137	1,103	7,400	6,600	RELATED TO NO. 2009-3					
2008-226	46	4	60	161	80	9,200	4,600	RELATED TO NO. 2009-2					
2008-227	28	347	39	9,709	3,996	6,400	5,600	RELATED TO NO. 2009-3					
2008-228	29	102	42	2,950	2,730	6,600	5,800	RELATED TO NO. 2009-3					
2008-229	60	59	52	3,511	3,497	12,800	12,000	-	-	-	-	-	-
2008-230	296	17	2	5,135	5,119	60,000	59,200	RELATED TO NO. 2009-3					
2008-231	29	11	18	320	194	6,600	5,800	RELATED TO NO. 2009-3					
2008-232	58	10	84	561	492	12,400	11,600	RELATED TO NO. 2009-3					
2008-233	117	98	221	11,460	11,452	24,400	23,400	RELATED TO NO. 2009-3					
2008-234	77	3	114	255	120	15,400	7,700	RELATED TO NO. 2009-2					
2008-235	77	5	131	362	108	15,400	7,700	RELATED TO NO. 2009-2					
2008-236	8	1	3	9	9	2,400	1,600	RELATED TO NO. 2009-3					
2008-237	34	29	1	991	991	7,600	6,800	RELATED TO NO. 2009-3					
2008-238	99	6	12	552	552	20,600	19,800	RELATED TO NO. 2009-3					
2008-239	27	57	64	1,550	701	6,200	5,400	RELATED TO NO. 2009-3					
2008-240	24	288	71	6,911	6,894	5,600	4,800	RELATED TO NO. 2009-3					
2008-241	22	11	15	250	200	4,400	2,200	RELATED TO NO. 2009-5					
2008-242	50	10	25	500	400	10,000	5,000	RELATED TO NO. 2009-5					
2008-243	28	4	50	100	15	4,176	2,088	RELATED TO NO. 2009-2					

⁴ NI indicates never installed. I indicates installed but never used. NP indicates no prosecutor's report.

⁵ NR indicates not reported or could not be determined.

⁶ Motions: G = Granted, D = Denied, P = Pending.

* The first four digits of the A.O. number represent the year in which the wiretap was terminated. Wiretaps that were terminated prior to 2009 were not reported previously because they were part of ongoing investigations.

TABLE B-1
STATE NEW YORK

CALENDAR YEAR 2009

**REPORT BY JUDGES OF COURT-AUTHORIZED INTERCEPTS OF WIRE, ORAL, OR ELECTRONIC COMMUNICATIONS
PURSUANT TO 18 U.S.C. 2519**

A.O. Number *	Authorizing Official		Offense Specified	Intercept		Date of Application	Authorized Length		
	Judge	Prosecutor ¹		Type ²	Location ³		Original Order (Days)	Number of Extensions	Total Length (Days)
QUEENS (CONTINUED)									
2008-244	BUCHTER	BROWN	GAMBLING	WC	D	07/17/2008	30	1	60
2008-245	MCDONALD	BROWN	THEFT	WC	D	07/24/2008	14	1	44
2008-246	MCDONALD	BROWN	THEFT	WC	D	07/24/2008	14	1	44
2008-247	MCDONALD	BROWN	THEFT	WC	D	07/24/2008	14	2	74
2008-248	MCDONALD	BROWN	THEFT	EE	N	07/24/2008	14	3	104
2008-249	ROSENGARTEN	BROWN	NARCOTICS	WC	D	07/25/2008	30	0	30
2008-250	ROSENGARTEN	BROWN	NARCOTICS	WC	D	07/25/2008	30	2	90
2008-251	BUCHTER	BROWN	GAMBLING	WC	D	07/30/2008	16	1	46
2008-252	BUCHTER	BROWN	GAMBLING	WC	D	07/30/2008	16	0	16
2008-253	BUCHTER	BROWN	GAMBLING	WC	D	07/30/2008	16	1	46
2008-254	BUCHTER	BROWN	GAMBLING	WC	D	07/30/2008	16	3	106
2008-255	BUCHTER	BROWN	GAMBLING	WC	D	07/30/2008	30	4	136
2008-256	BUCHTER	BROWN	NARCOTICS	WC	D	08/06/2008	30	2	90
2008-257	MCDONALD	BROWN	THEFT	WC	D	08/07/2008	30	0	30
2008-258	MCDONALD	BROWN	THEFT	WC	D	08/07/2008	30	0	30
2008-259	MCDONALD	BROWN	THEFT	WC	D	08/07/2008	30	1	60
2008-260	MCDONALD	BROWN	THEFT	WC	D	08/07/2008	30	1	60
2008-261	BUCHTER	BROWN	GAMBLING	WC	D	08/14/2008	30	0	30
2008-262	BUCHTER	BROWN	GAMBLING	WC	D	08/14/2008	30	0	30
2008-263	MCDONALD	BROWN	THEFT	WC	D	08/19/2008	16	1	46
2008-264	HOLDER	BROWN	NARCOTICS	WC	D	08/28/2008	30	1	60
2008-265	BUCHTER	BROWN	NARCOTICS	WC	D	09/03/2008	30	0	30
2008-266	MCDONALD	BROWN	THEFT	EE	O	09/04/2008	30	1	60
2008-267	MCDONALD	BROWN	THEFT	WC	D	09/04/2008	30	0	30
2008-268	MCDONALD	BROWN	THEFT	WC	D	09/04/2008	30	1	60
2008-269	MCDONALD	BROWN	THEFT	WC	D	09/04/2008	30	4	150
2008-270	BUCHTER	BROWN	GAMBLING	WC	D	09/11/2008	30	0	30
2008-271	MCDONALD	BROWN	THEFT	WC	D	09/24/2008	9	1	39
2008-272	MCDONALD	BROWN	THEFT	WC	D	09/24/2008	9	2	69
2008-273	HOLDER	BROWN	NARCOTICS	WC	D	09/26/2008	30	0	30
2008-274	MCDONALD	BROWN	THEFT	WC	D	10/02/2008	30	0	30
2008-275	MCDONALD	BROWN	THEFT	WC	D	10/02/2008	30	0	30

¹ The prosecuting official authorized the filing of the application under provisions of the state's statute. (See Table 1 for this state's statutory citation.)

² Type: WC = Cellular or Mobile Telephone (Wire), WS = Standard Telephone (Wire), WO = Other (Wire), OM = Microphone (Oral), OO = Other (Oral), ED = Digital Pager (Electronic), EE = Computer or E-Mail (Electronic), EF = Fax Machine (Electronic), EO = Other (Electronic).

³ Location: D = Portable Device, H = Personal Residence, B = Business, A = Public Area, O = Other Location, R = Roaming (Relaxed Specification Order), N = Not Specified.

* The first four digits of the A.O. number represent the year in which the wiretap was terminated. Wiretaps that were terminated prior to 2009 were not reported previously because they were part of ongoing investigations.

TABLE B-1
STATE NEW YORK

CALENDAR YEAR 2009

REPORT BY PROSECUTORS OF COURT-AUTHORIZED INTERCEPTS OF WIRE, ORAL, OR ELECTRONIC COMMUNICATIONS
PURSUANT TO 18 U.S.C. 2519

A.O. Number *	Number Of Days in Oper- ation ⁴	Average Inter- cepts per Day	Number of ⁵			Costs		Number of						
			Persons Inter- cepted	Intercepts	Incrim- inating Intercepts	Total Cost in \$	Other Than Manpower in \$	Arrests	Trials	Motions to Suppress Intercepts ⁶			Persons Con- victed	
										G	D	P		
QUEENS (CONTINUED)														
2008-244	55	4	150	200	30	11,000	5,500	RELATED TO NO. 2009-2						
2008-245	44	58	61	2,540	899	9,600	8,800	RELATED TO NO. 2009-3						
2008-246	44	58	52	2,554	2,501	9,600	8,800	RELATED TO NO. 2009-3						
2008-247	74	40	23	2,975	2,741	15,600	14,800	RELATED TO NO. 2009-3						
2008-248	98	-	4	42	42	20,400	19,600	RELATED TO NO. 2009-3						
2008-249	28	28	9	784	502	5,600	2,800	60	-	-	-	-	-	
2008-250	77	31	12	2,387	1,479	15,400	7,700	-	-	-	-	-	-	
2008-251	46	111	3,050	5,118	5,000	9,200	4,600	RELATED TO NO. 2009-2						
2008-252	16	82	650	1,311	931	3,200	1,600	RELATED TO NO. 2009-2						
2008-253	43	89	2,410	3,820	3,500	8,600	4,300	RELATED TO NO. 2009-2						
2008-254	100	302	15,115	30,238	29,000	20,000	10,000	RELATED TO NO. 2009-2						
2008-255	133	20	902	2,627	2,344	26,600	13,300	RELATED TO NO. 2009-2						
2008-256	86	12	30	1,000	800	17,200	8,600	RELATED TO NO. 2009-5						
2008-257	22	14	70	297	284	5,200	4,400	RELATED TO NO. 2009-3						
2008-258	23	2	5	46	21	5,400	4,600	RELATED TO NO. 2009-3						
2008-259	45	264	212	11,862	11,839	9,800	9,000	RELATED TO NO. 2009-3						
2008-260	45	74	72	3,309	3,301	9,800	9,000	RELATED TO NO. 2009-3						
2008-261	27	68	915	1,829	1,610	5,400	2,700	RELATED TO NO. 2009-2						
2008-262	27	59	850	1,596	1,100	5,400	2,700	RELATED TO NO. 2009-2						
2008-263	34	2	11	61	40	7,800	6,800	RELATED TO NO. 2009-3						
2008-264	58	41	16	2,378	1,712	11,600	5,800	RELATED TO NO. 2009-11						
2008-265	30	10	15	300	250	9,000	6,000	RELATED TO NO. 2009-5						
2008-266	35	2	7	56	56	8,000	7,000	RELATED TO NO. 2009-3						
2008-267	29	30	24	879	501	6,800	5,800	RELATED TO NO. 2009-3						
2008-268	58	21	82	1,232	1,204	12,600	11,600	RELATED TO NO. 2009-3						
2008-269	140	39	81	5,419	1	3,600	2,800	RELATED TO NO. 2009-3						
2008-270	28	20	320	560	130	5,600	2,800	RELATED TO NO. 2009-2						
2008-271	39	271	242	10,566	10,502	8,800	7,800	RELATED TO NO. 2009-3						
2008-272	58	45	82	2,617	2,400	12,600	11,600	RELATED TO NO. 2009-3						
2008-273	29	23	12	667	588	5,800	2,900	RELATED TO NO. 2009-11						
2008-274	28	10	104	284	37	6,600	5,600	RELATED TO NO. 2009-3						
2008-275	30	-	2	15	15	7,000	6,000	RELATED TO NO. 2009-3						

⁴ NI indicates never installed. I indicates installed but never used. NP indicates no prosecutor's report.

⁵ NR indicates not reported or could not be determined.

⁶ Motions: G = Granted, D = Denied, P = Pending.

* The first four digits of the A.O. number represent the year in which the wiretap was terminated. Wiretaps that were terminated prior to 2009 were not reported previously because they were part of ongoing investigations.

TABLE B-1
STATE NEW YORK

CALENDAR YEAR 2009

**REPORT BY JUDGES OF COURT-AUTHORIZED INTERCEPTS OF WIRE, ORAL, OR ELECTRONIC COMMUNICATIONS
PURSUANT TO 18 U.S.C. 2519**

A.O. Number *	Authorizing Official		Offense Specified	Intercept		Date of Application	Authorized Length		
	Judge	Prosecutor ¹		Type ²	Location ³		Original Order (Days)	Number of Extensions	Total Length (Days)
QUEENS (CONTINUED)									
2008-276	MCDONALD	BROWN	THEFT	WC	D	10/02/2008	30	3	120
2008-277	BUCHTER	BROWN	GAMBLING	WC	D	10/08/2008	30	0	30
2008-278	BUCHTER	BROWN	NARCOTICS	WC	D	10/08/2008	30	1	60
2008-279	ROSENGARTEN	BROWN	NARCOTICS	WC	D	10/09/2008	30	1	60
2008-280	ROSENGARTEN	BROWN	NARCOTICS	WC	D	10/09/2008	30	2	90
2008-281	MCDONALD	BROWN	THEFT	WC	D	10/14/2008	16	0	16
2008-282	MCDONALD	BROWN	THEFT	WC	D	10/14/2008	16	0	16
2008-283	HOLDER	BROWN	NARCOTICS	WC	D	10/24/2008	30	0	30
2008-284	MCDONALD	BROWN	THEFT	WC	D	10/30/2008	30	0	30
2008-285	MCDONALD	BROWN	THEFT	WC	D	10/30/2008	30	0	30
2008-286	BUCHTER	BROWN	NARCOTICS	WC	D	10/30/2008	30	0	30
2008-287	BUCHTER	BROWN	NARCOTICS	WC	D	10/30/2008	30	0	30
2008-288	MCDONALD	BROWN	THEFT	WC	D	10/30/2008	30	1	60
2008-289	MCDONALD	BROWN	THEFT	WC	D	10/30/2008	30	1	60
2008-290	MCDONALD	BROWN	THEFT	WC	D	10/30/2008	30	2	90
2008-291	ROSENGARTEN	BROWN	NARCOTICS	WC	D	11/06/2008	30	0	30
2008-292	ROSENGARTEN	BROWN	NARCOTICS	WC	D	11/06/2008	30	0	30
2008-293	BUCHTER	BROWN	GAMBLING	WC	D	11/06/2008	30	0	30
2008-294	BUCHTER	BROWN	GAMBLING	WC	D	11/06/2008	30	0	30
2008-295	BUCHTER	BROWN	GAMBLING	WC	D	11/06/2008	30	1	60
2008-296	MCDONALD	BROWN	THEFT	WC	D	11/20/2008	30	0	30
2008-196	MCDONALD	BROWN	THEFT	WC	D	12/15/2008	30	0	30
2008-297	MCDONALD	BROWN	THEFT	WC	D	12/15/2008	30	0	30
2008-298	MCDONALD	BROWN	THEFT	WC	D	12/15/2008	16	0	16
2007-317	BUCHTER	BROWN	GAMBLING	WC	D	12/07/2006	30	1	60
2007-318	BUCHTER	BROWN	GAMBLING	WC	D	12/19/2006	18	0	18
2007-319	BUCHTER	BROWN	GAMBLING	WC	D	01/04/2007	30	2	90
2007-320	BUCHTER	BROWN	GAMBLING	WC	D	02/02/2007	30	1	60
2007-321	BUCHTER	BROWN	GAMBLING	WC	D	03/02/2007	30	0	30
2007-322	BUCHTER	BROWN	GAMBLING	WS	H	03/02/2007	30	2	90
2007-323	BUCHTER	BROWN	GAMBLING	WC	D	04/12/2007	15	1	45
2007-324	BUCHTER	BROWN	GAMBLING	WC	D	05/15/2007	11	1	41

¹ The prosecuting official authorized the filing of the application under provisions of the state's statute. (See Table 1 for this state's statutory citation.)

² Type: WC = Cellular or Mobile Telephone (Wire), WS = Standard Telephone (Wire), WO = Other (Wire), OM = Microphone (Oral), OO = Other (Oral), ED = Digital Pager (Electronic), EE = Computer or E-Mail (Electronic), EF = Fax Machine (Electronic), EO = Other (Electronic).

³ Location: D = Portable Device, H = Personal Residence, B = Business, A = Public Area, O = Other Location, R = Roving (Relaxed Specification Order), N = Not Specified.

* The first four digits of the A.O. number represent the year in which the wiretap was terminated. Wiretaps that were terminated prior to 2009 were not reported previously because they were part of ongoing investigations.

TABLE B-1
STATE NEW YORK

CALENDAR YEAR 2009

REPORT BY PROSECUTORS OF COURT-AUTHORIZED INTERCEPTS OF WIRE, ORAL, OR ELECTRONIC COMMUNICATIONS
PURSUANT TO 18 U.S.C. 2519

A.O. Number *	Number Of Days in Oper- ation ⁴	Average Inter- cepts per Day	Number of ⁵			Costs		Number of					
			Persons Inter- cepted	Intercepts	Incrim- inating Intercepts	Total Cost in \$	Other Than Manpower in \$	Arrests	Trials	Motions to Suppress Intercepts ⁶			Persons Con- victed
										G	D	P	
QUEENS (CONTINUED)													
2008-276	86	35	37	2,993	2,910	8,200	7,200	RELATED TO NO. 2009-3					
2008-277	28	8	115	229	65	5,600	2,800	RELATED TO NO. 2009-2					
2008-278	48	10	25	500	400	9,600	4,800	RELATED TO NO. 2009-5					
2008-279	57	28	14	1,596	972	11,400	5,700	-	-	-	-	-	-
2008-280	71	32	14	2,272	1,408	14,200	7,100	-	-	-	-	-	-
2008-281	10	144	64	1,440	1,328	3,000	2,000	RELATED TO NO. 2009-3					
2008-282	16	81	101	1,301	1,284	4,200	3,200	RELATED TO NO. 2009-3					
2008-283	29	25	16	721	412	5,800	2,900	RELATED TO NO. 2009-11					
2008-284	21	10	39	218	192	3,100	2,100	RELATED TO NO. 2009-3					
2008-285	20	20	104	398	292	3,000	2,000	RELATED TO NO. 2009-3					
2008-286	25	9	18	225	156	5,400	2,700	RELATED TO NO. 2009-5					
2008-287	27	9	15	250	200	5,400	2,700	RELATED TO NO. 2009-5					
2008-288	40	8	72	308	284	9,000	8,000	RELATED TO NO. 2009-3					
2008-289	49	3	22	157	152	10,800	9,800	RELATED TO NO. 2009-3					
2008-290	60	253	284	15,185	15,094	13,000	12,000	RELATED TO NO. 2009-3					
2008-291	29	4	7	119	48	5,800	2,900	-	-	-	-	-	-
2008-292	29	24	8	696	408	5,800	2,900	-	-	-	-	-	-
2008-293	30	7	106	211	75	6,000	3,000	RELATED TO NO. 2009-2					
2008-294	30	7	100	200	50	6,000	3,000	RELATED TO NO. 2009-2					
2008-295	47	16	381	763	391	9,400	4,700	RELATED TO NO. 2009-2					
2008-296	18	1	4	12	7	4,600	3,600	RELATED TO NO. 2009-3					
2008-196	11	-	4	4	4	2,100	1,100	RELATED TO NO. 2009-3					
2008-297	11	1	9	12	12	1,100	-	-	-	-	-	-	-
2008-298	15	3	30	44	44	4,000	3,000	RELATED TO NO. 2009-3					
2007-317	58	2	37	104	52	17,400	11,600	RELATED TO NO. 2009-2					
2007-318	18	-	2	1	-	3,600	1,800	RELATED TO NO. 2009-2					
2007-319	60	4	127	250	52	12,000	6,000	RELATED TO NO. 2009-2					
2007-320	57	20	732	1,158	803	11,400	5,700	RELATED TO NO. 2009-2					
2007-321	30	-	4	8	1	6,000	3,000	RELATED TO NO. 2009-2					
2007-322	57	-	10	10	2	11,400	5,700	RELATED TO NO. 2009-2					
2007-323	15	-	-	-	-	3,000	1,500	RELATED TO NO. 2009-2					
2007-324	38	7	53	258	107	7,600	3,800	RELATED TO NO. 2009-2					

⁴ NI indicates never installed. I indicates installed but never used. NP indicates no prosecutor's report.

⁵ NR indicates not reported or could not be determined.

⁶ Motions: G = Granted, D = Denied, P = Pending.

* The first four digits of the A.O. number represent the year in which the wiretap was terminated. Wiretaps that were terminated prior to 2009 were not reported previously because they were part of ongoing investigations.

REPORT BY JUDGES OF COURT-AUTHORIZED INTERCEPTS OF WIRE, ORAL, OR ELECTRONIC COMMUNICATIONS
PURSUANT TO 18 U.S.C. 2519

A.O. Number *	Authorizing Official		Offense Specified	Intercept		Date of Application	Authorized Length		
	Judge	Prosecutor ¹		Type ²	Location ³		Original Order (Days)	Number of Extensions	Total Length (Days)
QUEENS (CONTINUED)									
2007-325	BUCHTER	BROWN	GAMBLING	WC	D	05/24/2007	30	3	120
2007-326	BUCHTER	BROWN	GAMBLING	WC	D	06/21/2007	30	0	30
2007-327	BUCHTER	BROWN	GAMBLING	WS	H	07/16/2007	30	2	90
2007-328	BUCHTER	BROWN	GAMBLING	WC	D	08/02/2007	11	1	41
2007-329	BUCHTER	BROWN	GAMBLING	WC	D	08/14/2007	30	3	120
2007-330	BUCHTER	BROWN	GAMBLING	WC	D	08/27/2007	17	1	47
2007-331	BUCHTER	BROWN	GAMBLING	WC	D	10/02/2007	9	1	39
2007-332	BUCHTER	BROWN	GAMBLING	WC	D	10/11/2007	30	1	60
2007-333	BUCHTER	BROWN	GAMBLING	WC	D	11/08/2007	30	0	30
2007-334	BUCHTER	BROWN	GAMBLING	WC	D	12/11/2007	26	0	26
RENSSELAER									
2009-1	MCGRATH	MCNALLY	GAMBLING	WC	D	09/10/2009	29	1	41
2009-2	MCGRATH	MCNALLY	GAMBLING	WC	D	09/28/2009	22	0	22
SAINT LAWRENCE									
2009-1	ROGERS	DUVE	NARCOTICS	WS	H	01/30/2009	30	0	30
2009-2	ROGERS	DUVE	NARCOTICS	WC	D,N	01/30/2009	30	0	30
SARATOGA									
2009-1	SCARANO	POREMBA	GAMBLING	WC,EE	D	10/15/2008	30	3	120
SUFFOLK									
2009-1	HINRICHS	SPOTA	NARCOTICS	WC	D	12/16/2008	30	3	93
2009-2	HINRICHS	SPOTA	NARCOTICS	WC	D	12/16/2008	30	3	92
2009-3	HINRICHS	SPOTA	NARCOTICS	WC	D	12/16/2008	30	0	30
2009-4	HINRICHS	SPOTA	NARCOTICS	WC	D	12/16/2008	30	1	52
2009-5	HINRICHS	SPOTA	NARCOTICS	WC	D	12/16/2008	30	1	59
2009-6	HINRICHS	SPOTA	NARCOTICS	WC	D	12/16/2008	30	3	91
2009-7	HINRICHS	SPOTA	NARCOTICS	WC	D	01/08/2009	30	4	139
2009-8	HINRICHS	SPOTA	NARCOTICS	WC	D	01/08/2009	30	3	116
2009-9	HINRICHS	SPOTA	NARCOTICS	WC	D	01/08/2009	30	3	116
2009-10	HINRICHS	SPOTA	NARCOTICS	WC	D	01/12/2009	30	1	58
2009-11	HINRICHS	SPOTA	NARCOTICS	WC	D	01/12/2009	30	0	29
2009-12	HINRICHS	SPOTA	NARCOTICS	WC	D	01/12/2009	30	2	63
2009-13	HINRICHS	SPOTA	NARCOTICS	WC	D	01/12/2009	30	0	29

¹ The prosecuting official authorized the filing of the application under provisions of the state's statute. (See Table 1 for this state's statutory citation.)² Type: WC = Cellular or Mobile Telephone (Wire), WS = Standard Telephone (Wire), WO = Other (Wire), OM = Microphone (Oral), OO = Other (Oral), ED = Digital Pager (Electronic), EE = Computer or E-Mail (Electronic), EF = Fax Machine (Electronic), EO = Other (Electronic).³ Location: D = Portable Device, H = Personal Residence, B = Business, A = Public Area, O = Other Location, R = Roving (Relaxed Specification Order), N = Not Specified.

* The first four digits of the A.O. number represent the year in which the wiretap was terminated. Wiretaps that were terminated prior to 2009 were not reported previously because they were part of ongoing investigations.

TABLE B-1
STATE NEW YORK

CALENDAR YEAR 2009

**REPORT BY PROSECUTORS OF COURT-AUTHORIZED INTERCEPTS OF WIRE, ORAL, OR ELECTRONIC COMMUNICATIONS
PURSUANT TO 18 U.S.C. 2519**

A.O. Number *	Number Of Days in Oper- ation ⁴	Average Inter- cepts per Day	Number of ⁵			Costs		Number of						
			Persons Inter- cepted	Intercepts	Incrim- inating Intercepts	Total Cost in \$	Other Than Manpower in \$	Arrests	Trials	Motions to Suppress Intercepts ⁶			Persons Con- victed	
										G	D	P		
QUEENS (CONTINUED)														
2007-325	120	11	341	1,367	1,026	24,000	12,000	RELATED TO NO. 2009-2						
2007-326	25	-	3	2	-	5,000	2,500	RELATED TO NO. 2009-2						
2007-327	90	3	87	256	126	18,000	9,000	RELATED TO NO. 2009-2						
2007-328	41	2	35	69	17	8,200	4,100	RELATED TO NO. 2009-2						
2007-329	120	7	221	863	663	24,000	12,000	RELATED TO NO. 2009-2						
2007-330	47	5	97	250	183	9,400	4,700	RELATED TO NO. 2009-2						
2007-331	39	1	10	20	5	7,800	3,900	RELATED TO NO. 2009-2						
2007-332	59	16	215	937	645	11,800	5,900	RELATED TO NO. 2009-2						
2007-333	29	13	233	369	223	5,800	2,900	RELATED TO NO. 2009-2						
2007-334	NI	-	-	-	-	-	-	-	-	-	-	-	-	
RENSSELAER														
2009-1	41	50	25	2,068	1,538	21,000	4,000	2	-	-	-	-	-	
2009-2	22	24	10	521	362	12,000	4,000	-	-	-	-	-	-	
SAINT LAWRENCE														
2009-1	NP	-	-	-	-	-	-	-	-	-	-	-	-	
2009-2	NP	-	-	-	-	-	-	-	-	-	-	-	-	
SARATOGA														
2009-1	112	3	17	351	190	-	-	-	-	-	-	-	-	
SUFFOLK														
2009-1	90	106	34	9,501	951	51,375	4,375	26	-	-	-	-	6	
2009-2	86	70	4	5,994	4	RELATED TO NO. 2009-1		RELATED TO NO. 2009-1						
2009-3	26	21	21	539	138	47,625	625	26	-	-	-	-	6	
2009-4	43	15	4	663	15	47,975	975	RELATED TO NO. 2009-3						
2009-5	41	26	20	1,080	66	47,000	-	RELATED TO NO. 2009-3						
2009-6	90	42	26	3,742	240	50,800	3,800	RELATED TO NO. 2009-3						
2009-7	120	59	17	7,041	410	1,007,138	11,350	33	-	-	-	-	4	
2009-8	100	16	31	1,561	900	RELATED TO NO. 2009-7		RELATED TO NO. 2009-7						
2009-9	116	65	38	7,521	1,950	RELATED TO NO. 2009-7		RELATED TO NO. 2009-7						
2009-10	57	31	16	1,765	337	49,500	2,500	RELATED TO NO. 2009-3						
2009-11	27	39	2	1,042	2	47,625	625	RELATED TO NO. 2009-3						
2009-12	60	18	16	1,085	212	49,500	2,500	RELATED TO NO. 2009-3						
2009-13	26	22	12	576	33	49,600	2,600	RELATED TO NO. 2009-3						

⁴ NI indicates never installed. I indicates installed but never used. NP indicates no prosecutor's report.

⁵ NR indicates not reported or could not be determined.

⁶ Motions: G = Granted, D = Denied, P = Pending.

* The first four digits of the A.O. number represent the year in which the wiretap was terminated. Wiretaps that were terminated prior to 2009 were not reported previously because they were part of ongoing investigations.

**TABLE B-1
STATE NEW YORK**

CALENDAR YEAR 2009

**REPORT BY JUDGES OF COURT-AUTHORIZED INTERCEPTS OF WIRE, ORAL, OR ELECTRONIC COMMUNICATIONS
PURSUANT TO 18 U.S.C. 2519**

A.O. Number *	Authorizing Official		Offense Specified	Intercept		Date of Application	Authorized Length		
	Judge	Prosecutor ¹		Type ²	Location ³		Original Order (Days)	Number of Extensions	Total Length (Days)
SUFFOLK (CONTINUED)									
2009-14	HINRICHS	SPOTA	NARCOTICS	WC	D	01/12/2009	30	0	29
2009-15	HINRICHS	SPOTA	NARCOTICS	WC	D	01/21/2009	30	2	87
2009-16	HINRICHS	SPOTA	NARCOTICS	WC	D	01/21/2009	30	0	29
2009-17	HINRICHS	SPOTA	NARCOTICS	WC	D	01/21/2009	30	3	110
2009-18	HINRICHS	SPOTA	NARCOTICS	WC	D	01/21/2009	30	0	29
2009-19	HINRICHS	SPOTA	NARCOTICS	WC	D	01/24/2009	30	2	87
2009-20	HINRICHS	SPOTA	NARCOTICS	WC	D	02/02/2009	30	1	41
2009-21	HINRICHS	SPOTA	NARCOTICS	WC	D	02/02/2009	30	1	41
2009-22	HINRICHS	SPOTA	NARCOTICS	WC	D	02/02/2009	30	0	30
2009-23	HINRICHS	SPOTA	NARCOTICS	WC	D	02/09/2009	30	1	35
2009-24	HUDSON	SPOTA	NARCOTICS	WC	D	02/18/2009	30	1	58
2009-25	HUDSON	SPOTA	NARCOTICS	WC	D	02/18/2009	30	1	58
2009-26	HUDSON	SPOTA	NARCOTICS	WC	D	02/18/2009	30	1	58
2009-27	HUDSON	SPOTA	NARCOTICS	WC	D	02/18/2009	30	1	58
2009-28	HINRICHS	SPOTA	NARCOTICS	WC	D	02/24/2009	30	2	18
2009-29	HINRICHS	SPOTA	NARCOTICS	WC	D	02/24/2009	30	0	18
2009-30	HINRICHS	SPOTA	NARCOTICS	WC	D	02/24/2009	30	0	18
2009-31	HINRICHS	SPOTA	NARCOTICS	WC	D	02/24/2009	30	0	30
2009-32	HINRICHS	SPOTA	NARCOTICS	WC	D	02/27/2009	30	0	18
2009-33	HUDSON	SPOTA	NARCOTICS	WC	D	03/03/2009	30	2	66
2009-34	HUDSON	SPOTA	NARCOTICS	WC	D	03/18/2009	30	1	52
2009-35	HUDSON	SPOTA	NARCOTICS	WC	D	03/18/2009	30	1	52
2009-36	HUDSON	SPOTA	NARCOTICS	WC	D	03/22/2009	30	1	49
2009-37	HUDSON	SPOTA	NARCOTICS	WC	D	03/23/2009	30	1	49
2009-38	HUDSON	SPOTA	NARCOTICS	WC	D	03/23/2009	30	1	49
2009-39	HUDSON	SPOTA	NARCOTICS	WC	D	04/05/2009	30	0	23
2009-40	HUDSON	SPOTA	NARCOTICS	WC	D	04/15/2009	30	0	22
2009-41	HUDSON	SPOTA	NARCOTICS	WC	D	04/21/2009	30	0	20
2009-42	GARGUILO	SPOTA	NARCOTICS	WC	D	04/24/2009	30	2	90
2009-43	HUDSON	SPOTA	NARCOTICS	WC	D	04/30/2009	30	0	8
2009-44	HUDSON	SPOTA	NARCOTICS	WC	D	04/30/2009	30	0	9
2009-45	GARGUILO	SPOTA	NARCOTICS	WC	D	05/21/2009	30	1	60

¹ The prosecuting official authorized the filing of the application under provisions of the state's statute. (See Table 1 for this state's statutory citation.)

² Type: WC = Cellular or Mobile Telephone (Wire), WS = Standard Telephone (Wire), WO = Other (Wire), OM = Microphone (Oral), OO = Other (Oral), ED = Digital Pager (Electronic), EE = Computer or E-Mail (Electronic), EF = Fax Machine (Electronic), EO = Other (Electronic).

³ Location: D = Portable Device, H = Personal Residence, B = Business, A = Public Area, O = Other Location, R = Roving (Relaxed Specification Order), N = Not Specified.

* The first four digits of the A.O. number represent the year in which the wiretap was terminated. Wiretaps that were terminated prior to 2009 were not reported previously because they were part of ongoing investigations.

TABLE B-1
STATE NEW YORK

CALENDAR YEAR 2009

**REPORT BY PROSECUTORS OF COURT-AUTHORIZED INTERCEPTS OF WIRE, ORAL, OR ELECTRONIC COMMUNICATIONS
PURSUANT TO 18 U.S.C. 2519**

A.O. Number *	Number Of Days in Oper- ation ⁴	Average Inter- cepts per Day	Number of ⁵			Costs		Number of					
			Persons Inter- cepted	Intercepts	Incrim- inating Intercepts	Total Cost in \$	Other Than Manpower in \$	Arrests	Trials	Motions to Suppress Intercepts ⁶			Persons Con- victed
										G	D	P	
SUFFOLK (CONTINUED)													
2009-14	20	3	-	55	-	RELATED TO NO. 2009-1		RELATED TO NO. 2009-1					
2009-15	41	18	14	745	102	RELATED TO NO. 2009-7		RELATED TO NO. 2009-7					
2009-16	26	38	13	975	25	RELATED TO NO. 2009-7		RELATED TO NO. 2009-7					
2009-17	110	63	19	6,919	2,100	RELATED TO NO. 2009-7		RELATED TO NO. 2009-7					
2009-18	29	28	11	820	35	RELATED TO NO. 2009-7		RELATED TO NO. 2009-7					
2009-19	79	76	41	5,997	2,950	RELATED TO NO. 2009-7		RELATED TO NO. 2009-7					
2009-20	41	15	7	620	107	RELATED TO NO. 2009-1		RELATED TO NO. 2009-1					
2009-21	40	48	28	1,900	837	RELATED TO NO. 2009-1		RELATED TO NO. 2009-1					
2009-22	30	70	15	2,100	305	RELATED TO NO. 2009-1		RELATED TO NO. 2009-1					
2009-23	35	143	23	5,000	855	RELATED TO NO. 2009-1		RELATED TO NO. 2009-1					
2009-24	26	10	14	263	9	RELATED TO NO. 2009-7		RELATED TO NO. 2009-7					
2009-25	39	2	7	94	3	RELATED TO NO. 2009-7		RELATED TO NO. 2009-7					
2009-26	29	56	9	1,620	103	1,001,138	5,350	RELATED TO NO. 2009-7					
2009-27	17	30	8	505	147	RELATED TO NO. 2009-7		RELATED TO NO. 2009-7					
2009-28	18	22	11	402	87	RELATED TO NO. 2009-1		RELATED TO NO. 2009-1					
2009-29	17	50	2	856	8	RELATED TO NO. 2009-1		RELATED TO NO. 2009-1					
2009-30	17	85	10	1,450	245	RELATED TO NO. 2009-1		RELATED TO NO. 2009-1					
2009-31	5	2	-	11	-	RELATED TO NO. 2009-1		RELATED TO NO. 2009-1					
2009-32	16	132	27	2,109	878	RELATED TO NO. 2009-1		RELATED TO NO. 2009-1					
2009-33	34	64	11	2,171	120	RELATED TO NO. 2009-7		RELATED TO NO. 2009-7					
2009-34	51	60	21	3,072	510	RELATED TO NO. 2009-7		RELATED TO NO. 2009-7					
2009-35	50	69	17	3,466	810	RELATED TO NO. 2009-7		RELATED TO NO. 2009-7					
2009-36	37	30	8	1,093	34	RELATED TO NO. 2009-7		RELATED TO NO. 2009-7					
2009-37	37	38	8	1,411	31	RELATED TO NO. 2009-7		RELATED TO NO. 2009-7					
2009-38	37	110	8	4,067	803	RELATED TO NO. 2009-7		RELATED TO NO. 2009-7					
2009-39	22	52	17	1,133	110	RELATED TO NO. 2009-7		RELATED TO NO. 2009-7					
2009-40	22	102	53	2,253	535	RELATED TO NO. 2009-7		RELATED TO NO. 2009-7					
2009-41	20	15	8	306	84	RELATED TO NO. 2009-7		RELATED TO NO. 2009-7					
2009-42	71	39	254	2,778	243	69,958	5,000	9	-	-	-	-	-
2009-43	7	60	21	420	65	RELATED TO NO. 2009-7		RELATED TO NO. 2009-7					
2009-44	7	49	9	344	47	RELATED TO NO. 2009-7		RELATED TO NO. 2009-7					
2009-45	47	26	99	1,206	165	47,055	3,750	-	-	-	-	-	-

⁴ NI indicates never installed. I indicates installed but never used. NP indicates no prosecutor's report.

⁵ NR indicates not reported or could not be determined.

⁶ Motions: G = Granted, D = Denied, P = Pending.

* The first four digits of the A.O. number represent the year in which the wiretap was terminated. Wiretaps that were terminated prior to 2009 were not reported previously because they were part of ongoing investigations.

TABLE B-1
STATE NEW YORK

CALENDAR YEAR 2009

**REPORT BY JUDGES OF COURT-AUTHORIZED INTERCEPTS OF WIRE, ORAL, OR ELECTRONIC COMMUNICATIONS
PURSUANT TO 18 U.S.C. 2519**

A.O. Number *	Authorizing Official		Offense Specified	Intercept		Date of Application	Authorized Length		
	Judge	Prosecutor ¹		Type ²	Location ³		Original Order (Days)	Number of Extensions	Total Length (Days)
SUFFOLK (CONTINUED)									
2009-46	HUDSON	SPOTA	NARCOTICS	WC	D	05/21/2009	30	6	210
2009-47	HINRICHS	SPOTA	NARCOTICS	WC	D	05/27/2009	30	3	120
2009-48	CONDON	SPOTA	NARCOTICS	WC	D	05/27/2009	30	0	29
2009-49	CONDON	SPOTA	NARCOTICS	WC	D	05/27/2009	30	3	116
2009-50	CONDON	SPOTA	NARCOTICS	WC	D	05/29/2009	30	3	120
2009-51	CONDON	SPOTA	NARCOTICS	WC	D	06/01/2009	15	0	15
2009-52	CONDON	SPOTA	NARCOTICS	WC	D	06/12/2009	30	0	13
2009-53	CONDON	SPOTA	NARCOTICS	WC	D	06/12/2009	30	1	60
2009-54	CONDON	SPOTA	NARCOTICS	WC	D	06/16/2009	30	0	30
2009-55	GARGUILO	SPOTA	NARCOTICS	WC	D	06/16/2009	30	0	30
2009-56	HUDSON	SPOTA	NARCOTICS	WC	D	06/18/2009	30	5	180
2009-57	HUDSON	SPOTA	NARCOTICS	WC	D	06/18/2009	30	4	150
2009-58	HUDSON	SPOTA	NARCOTICS	WC	D	06/18/2009	30	3	120
2009-59	HUDSON	SPOTA	NARCOTICS	WC	D	06/18/2009	30	5	180
2009-60	CONDON	SPOTA	NARCOTICS	WC	D	06/24/2009	30	2	90
2009-61	CONDON	SPOTA	NARCOTICS	WC	D	06/24/2009	30	0	30
2009-62	CONDON	SPOTA	NARCOTICS	WC	D	06/26/2009	30	1	56
2009-63	CONDON	SPOTA	NARCOTICS	WC	D	07/21/2009	30	1	60
2009-64	CONDON	SPOTA	NARCOTICS	WC	D	07/21/2009	30	0	30
2009-65	HUDSON	SPOTA	NARCOTICS	WC	D	07/27/2009	30	1	60
2009-66	BRASLOW	SPOTA	NARCOTICS	WC	D	07/31/2009	30	2	60
2009-67	HUDSON	SPOTA	NARCOTICS	WC	D	08/25/2009	30	2	90
2009-68	CONDON	SPOTA	NARCOTICS	WC	D	08/31/2009	30	0	30
2009-69	HUDSON	SPOTA	NARCOTICS	WC	D	09/11/2009	30	2	90
2009-70	BRASLOW	SPOTA	NARCOTICS	WC	D	10/01/2009	30	1	59
2009-71	BRASLOW	SPOTA	NARCOTICS	WC	D	10/01/2009	30	1	59
2009-72	BRASLOW	SPOTA	NARCOTICS	WC	D	10/01/2009	30	1	59
2009-73	HUDSON	SPOTA	NARCOTICS	WC	D	10/16/2009	30	0	30
WESTCHESTER									
2009-1	MOLEA	DIFIORE	NARCOTICS	WC	D	10/20/2008	30	4	144
2009-2	MOLEA	DIFIORE	NARCOTICS	WC	D	10/27/2008	30	3	113
2009-3	MOLEA	DIFIORE	NARCOTICS	WC	D	10/27/2008	30	3	113

¹ The prosecuting official authorized the filing of the application under provisions of the state's statute. (See Table 1 for this state's statutory citation.)

² Type: WC = Cellular or Mobile Telephone (Wire), WS = Standard Telephone (Wire), WO = Other (Wire), OM = Microphone (Oral), OO = Other (Oral), ED = Digital Pager (Electronic), EE = Computer or E-Mail (Electronic), EF = Fax Machine (Electronic), EO = Other (Electronic).

³ Location: D = Portable Device, H = Personal Residence, B = Business, A = Public Area, O = Other Location, R = Roving (Relaxed Specification Order), N = Not Specified.

* The first four digits of the A.O. number represent the year in which the wiretap was terminated. Wiretaps that were terminated prior to 2009 were not reported previously because they were part of ongoing investigations.

TABLE B-1
STATE NEW YORK

CALENDAR YEAR 2009

**REPORT BY PROSECUTORS OF COURT-AUTHORIZED INTERCEPTS OF WIRE, ORAL, OR ELECTRONIC COMMUNICATIONS
PURSUANT TO 18 U.S.C. 2519**

A.O. Number *	Number Of Days in Oper- ation ⁴	Average Inter- cepts per Day	Number of ⁵			Costs		Number of					
			Persons Inter- cepted	Intercepts	Incrim- inating Intercepts	Total Cost in \$	Other Than Manpower in \$	Arrests	Trials	Motions to Suppress Intercepts ⁶			Persons Con- victed
										G	D	P	
SUFFOLK (CONTINUED)													
2009-46	180	294	750	53,000	25,000	397,514	83,040	-	-	-	-	-	-
2009-47	108	1	1	61	61	-	-	9	-	-	-	-	-
2009-48	29	9	4	248	91	44,820	1,620	9	-	-	-	-	-
2009-49	90	78	250	7,006	386	RELATED TO NO. 2009-48		RELATED TO NO. 2009-48					
2009-50	112	79	140	8,849	311	RELATED TO NO. 2009-48		RELATED TO NO. 2009-48					
2009-51	9	19	37	168	100	RELATED TO NO. 2009-48		RELATED TO NO. 2009-48					
2009-52	11	17	60	182	87	RELATED TO NO. 2009-48		RELATED TO NO. 2009-48					
2009-53	54	-	2	6	6	RELATED TO NO. 2009-48		RELATED TO NO. 2009-48					
2009-54	21	1	7	25	6	24,652	3,000	-	-	-	-	-	-
2009-55	21	32	57	664	93	24,652	3,000	-	-	-	-	-	-
2009-56	150	39	725	5,900	2,500	-	-	-	-	-	-	-	-
2009-57	110	118	750	13,000	1,000	-	-	-	-	-	-	-	-
2009-58	110	33	725	3,665	2,500	-	-	-	-	-	-	-	-
2009-59	150	133	750	20,000	10,000	-	-	-	-	-	-	-	-
2009-60	79	2	10	147	49	115,960	2,200	9	-	-	-	-	-
2009-61	4	6	4	25	15	7,460	1,700	9	-	-	-	-	-
2009-62	12	5	12	65	11	RELATED TO NO. 2009-48		RELATED TO NO. 2009-48					
2009-63	53	71	55	3,757	309	RELATED TO NO. 2009-48		RELATED TO NO. 2009-48					
2009-64	30	440	90	13,194	1,537	RELATED TO NO. 2009-48		RELATED TO NO. 2009-48					
2009-65	60	2	710	119	25	-	-	-	-	-	-	-	-
2009-66	33	267	58	8,799	5,342	RELATED TO NO. 2009-48		RELATED TO NO. 2009-48					
2009-67	90	-	-	-	-	-	-	-	-	-	-	-	-
2009-68	12	17	12	205	82	RELATED TO NO. 2009-48		RELATED TO NO. 2009-48					
2009-69	76	26	725	2,000	150	-	-	-	-	-	-	-	-
2009-70	56	18	22	1,033	837	-	-	-	-	-	-	-	-
2009-71	43	88	46	3,800	1,841	-	-	-	-	-	-	-	-
2009-72	44	102	219	4,490	1,010	112,686	10,399	22	-	-	-	-	2
2009-73	29	39	75	1,126	100	-	-	-	-	-	-	-	-
WESTCHESTER													
2009-1	144	222	185	32,007	2,559	230,782	25,462	25	-	-	13	-	22
2009-2	NP	-	-	-	-	-	-	-	-	-	-	-	-
2009-3	NP	-	-	-	-	-	-	-	-	-	-	-	-

⁴ NI indicates never installed. I indicates installed but never used. NP indicates no prosecutor's report.

⁵ NR indicates not reported or could not be determined.

⁶ Motions: G = Granted, D = Denied, P = Pending.

* The first four digits of the A.O. number represent the year in which the wiretap was terminated. Wiretaps that were terminated prior to 2009 were not reported previously because they were part of ongoing investigations.

TABLE B-1
STATE NEW YORK

CALENDAR YEAR 2009

REPORT BY JUDGES OF COURT-AUTHORIZED INTERCEPTS OF WIRE, ORAL, OR ELECTRONIC COMMUNICATIONS
PURSUANT TO 18 U.S.C. 2519

A.O. Number *	Authorizing Official		Offense Specified	Intercept		Date of Application	Authorized Length		
	Judge	Prosecutor ¹		Type ²	Location ³		Original Order (Days)	Number of Extensions	Total Length (Days)
WESTCHESTER (CONTINUED)									
2009-4	MOLEA	DIFIORE	NARCOTICS	WC	D	10/27/2008	30	3	113
2009-5	MOLEA	DIFIORE	NARCOTICS	WC	D	10/27/2008	30	3	113
2009-6	MOLEA	DIFIORE	NARCOTICS	WC	D	12/17/2008	30	0	30
2009-7	MOLEA	DIFIORE	NARCOTICS	WC	D	12/17/2008	30	1	60
2009-8	MOLEA	DIFIORE	NARCOTICS	WC	D	12/17/2008	30	0	30
2009-9	MOLEA	DIFIORE	NARCOTICS	WC	D	12/17/2008	30	0	30
2009-10	MOLEA	DIFIORE	NARCOTICS	WC	D	01/15/2009	30	1	60
2009-11	MOLEA	DIFIORE	NARCOTICS	WC	D	02/20/2009	30	0	30
2009-12	MOLEA	DIFIORE	NARCOTICS	WC	D	02/20/2009	30	0	30
2009-13	MOLEA	DIFIORE	BURGLARY	WC	D	03/25/2009	30	1	60
2009-14	MOLEA	DIFIORE	BURGLARY	WC	D	04/01/2009	30	1	60
2009-15	MOLEA	DIFIORE	BURGLARY	OM	O	04/21/2009	30	0	30
2009-16	MOLEA	DIFIORE	BURGLARY	WC	D	05/01/2009	30	0	30
2009-17	MOLEA	DIFIORE	BURGLARY	WC	D	06/12/2009	30	0	30
2009-18	MOLEA	DIFIORE	BURGLARY	WC	D	06/12/2009	30	0	30

¹ The prosecuting official authorized the filing of the application under provisions of the state's statute. (See Table 1 for this state's statutory citation.)

² Type: WC = Cellular or Mobile Telephone (Wire), WS = Standard Telephone (Wire), WO = Other (Wire), OM = Microphone (Oral), OO = Other (Oral), ED = Digital Pager (Electronic), EE = Computer or E-Mail (Electronic), EF = Fax Machine (Electronic), EO = Other (Electronic).

³ Location: D = Portable Device, H = Personal Residence, B = Business, A = Public Area, O = Other Location, R = Roving (Relaxed Specification Order), N = Not Specified.

* The first four digits of the A.O. number represent the year in which the wiretap was terminated. Wiretaps that were terminated prior to 2009 were not reported previously because they were part of ongoing investigations.

TABLE B-1
STATE NEW YORK

CALENDAR YEAR 2009

REPORT BY PROSECUTORS OF COURT-AUTHORIZED INTERCEPTS OF WIRE, ORAL, OR ELECTRONIC COMMUNICATIONS
PURSUANT TO 18 U.S.C. 2519

A.O. Number *	Number Of Days in Oper- ation ⁴	Average Inter- cepts per Day	Number of ⁵			Costs		Number of					
			Persons Inter- cepted	Intercepts	Incrim- inating Intercepts	Total Cost in \$	Other Than Manpower in \$	Arrests	Trials	Motions to Suppress Intercepts ⁶			Persons Con- victed
										G	D	P	
WESTCHESTER (CONTINUED)													
2009-4	105	53	145	5,566	1,701	108,228	2,546	5	-	-	1	-	4
2009-5	105	32	-	3,367	1,477	-	-	-	-	-	-	-	-
2009-6	NP	-	-	-	-	-	-	-	-	-	-	-	-
2009-7	59	126	60	7,412	1,830	RELATED TO NO. 2009-1		RELATED TO NO. 2009-1					
2009-8	30	-	-	-	-	RELATED TO NO. 2009-1		RELATED TO NO. 2009-1					
2009-9	30	41	-	1,241	700	-	-	-	-	-	-	-	-
2009-10	49	108	27	5,286	252	RELATED TO NO. 2009-1		RELATED TO NO. 2009-1					
2009-11	28	82	175	2,297	421	RELATED TO NO. 2009-1		RELATED TO NO. 2009-1					
2009-12	28	10	20	272	28	RELATED TO NO. 2009-1		RELATED TO NO. 2009-1					
2009-13	58	22	125	1,264	113	41,280	3,000	9	-	-	-	-	-
2009-14	34	13	50	452	62	RELATED TO NO. 2009-13		RELATED TO NO. 2009-13					
2009-15	28	34	20	944	46	RELATED TO NO. 2009-13		RELATED TO NO. 2009-13					
2009-16	21	16	75	329	56	RELATED TO NO. 2009-13		RELATED TO NO. 2009-13					
2009-17	22	68	35	1,485	3	16,940	440	3	-	-	-	-	-
2009-18	22	-	-	9	3	17,375	875	3	-	-	-	-	-

⁴ NI indicates never installed. I indicates installed but never used. NP indicates no prosecutor's report.

⁵ NR indicates not reported or could not be determined.

⁶ Motions: G = Granted, D = Denied, P = Pending.

* The first four digits of the A.O. number represent the year in which the wiretap was terminated. Wiretaps that were terminated prior to 2009 were not reported previously because they were part of ongoing investigations.

TABLE B-1
STATE NORTH CAROLINA

CALENDAR YEAR 2009

REPORT BY JUDGES OF COURT-AUTHORIZED INTERCEPTS OF WIRE, ORAL, OR ELECTRONIC COMMUNICATIONS
PURSUANT TO 18 U.S.C. 2519

A.O. Number *	Authorizing Official		Offense Specified	Intercept		Date of Application	Authorized Length		
	Judge	Prosecutor ¹		Type ²	Location ³		Original Order (Days)	Number of Extensions	Total Length (Days)
STATE ATTORNEY GENERAL									
2009-1	RAND	EVERETT	NARCOTICS	WC	D	12/05/2008	30	10	330
2009-2	RAND	EVERETT	NARCOTICS	WC	D	12/05/2008	30	10	300
2009-3	RAND	EVERETT	NARCOTICS	WC	D	12/05/2008	30	10	300
2009-4	RAND	EVERETT	NARCOTICS	WC	D	12/05/2008	30	10	300
2009-5	JOHNSON	MOORE	NARCOTICS	WC	D	04/27/2009	30	1	60

¹ The prosecuting official authorized the filing of the application under provisions of the state's statute. (See Table 1 for this state's statutory citation.)

² Type: WC = Cellular or Mobile Telephone (Wire), WS = Standard Telephone (Wire), WO = Other (Wire), OM = Microphone (Oral), OO = Other (Oral), ED = Digital Pager (Electronic), EE = Computer or E-Mail (Electronic), EF = Fax Machine (Electronic), EO = Other (Electronic).

³ Location: D = Portable Device, H = Personal Residence, B = Business, A = Public Area, O = Other Location, R = Roving (Relaxed Specification Order), N = Not Specified.

* The first four digits of the A.O. number represent the year in which the wiretap was terminated. Wiretaps that were terminated prior to 2009 were not reported previously because they were part of ongoing investigations.

TABLE B-1
STATE NORTH CAROLINA

CALENDAR YEAR 2009

REPORT BY PROSECUTORS OF COURT-AUTHORIZED INTERCEPTS OF WIRE, ORAL, OR ELECTRONIC COMMUNICATIONS
PURSUANT TO 18 U.S.C. 2519

A.O. Number *	Number Of Days in Oper- ation ⁴	Average Inter- cepts per Day	Number of ⁵			Costs		Number of						
			Persons Inter- cepted	Intercepts	Incrim- inating Intercepts	Total Cost in \$	Other Than Manpower in \$	Arrests	Trials	Motions to Suppress Intercepts ⁶			Persons Con- victed	
										G	D	P		
STATE ATTORNEY GENERAL														
2009-1	268	156	15	41,712	2,093	570,489	120,064	32	-	-	-	-	-	
2009-2	268	156	15	41,712	2,093	RELATED TO NO. 2009-1		RELATED TO NO. 2009-1						
2009-3	268	156	15	41,712	2,093	RELATED TO NO. 2009-1		RELATED TO NO. 2009-1						
2009-4	268	156	15	41,712	2,093	RELATED TO NO. 2009-1		RELATED TO NO. 2009-1						
2009-5	60	146	43	8,736	1,480	90,452	6,375	6	-	-	-	-	-	

⁴ NI indicates never installed. I indicates installed but never used. NP indicates no prosecutor's report.

⁵ NR indicates not reported or could not be determined.

⁶ Motions: G = Granted, D = Denied, P = Pending.

* The first four digits of the A.O. number represent the year in which the wiretap was terminated. Wiretaps that were terminated prior to 2009 were not reported previously because they were part of ongoing investigations.

REPORT BY JUDGES OF COURT-AUTHORIZED INTERCEPTS OF WIRE, ORAL, OR ELECTRONIC COMMUNICATIONS
PURSUANT TO 18 U.S.C. 2519

A.O. Number *	Authorizing Official		Offense Specified	Intercept		Date of Application	Authorized Length		
	Judge	Prosecutor ¹		Type ²	Location ³		Original Order (Days)	Number of Extensions	Total Length (Days)
HAMILTON									
2009-1	MARTIN	TIERNEY	NARCOTICS	WC	D	03/27/2009	30	0	30

¹ The prosecuting official authorized the filing of the application under provisions of the state's statute. (See Table 1 for this state's statutory citation.)

² Type: WC = Cellular or Mobile Telephone (Wire), WS = Standard Telephone (Wire), WO = Other (Wire), OM = Microphone (Oral), OO = Other (Oral), ED = Digital Pager (Electronic), EE = Computer or E-Mail (Electronic), EF = Fax Machine (Electronic), EO = Other (Electronic).

³ Location: D = Portable Device, H = Personal Residence, B = Business, A = Public Area, O = Other Location, R = Roving (Relaxed Specification Order), N = Not Specified.

* The first four digits of the A.O. number represent the year in which the wiretap was terminated. Wiretaps that were terminated prior to 2009 were not reported previously because they were part of ongoing investigations.

REPORT BY PROSECUTORS OF COURT-AUTHORIZED INTERCEPTS OF WIRE, ORAL, OR ELECTRONIC COMMUNICATIONS
PURSUANT TO 18 U.S.C. 2519

A.O. Number *	Number Of Days in Oper- ation ⁴	Average Inter- cepts per Day	Number of ⁵			Costs		Number of					
			Persons Inter- cepted	Intercepts	Incrim- inating Intercepts	Total Cost in \$	Other Than Manpower in \$	Arrests	Trials	Motions to Suppress Intercepts ⁶			Persons Con- victed
										G	D	P	
HAMILTON													
2009-1	NP	-	-	-	-	-	-	-	-	-	-	-	-

⁴ NI indicates never installed. I indicates installed but never used. NP indicates no prosecutor's report.⁵ NR indicates not reported or could not be determined.⁶ Motions: G = Granted, D = Denied, P = Pending.

* The first four digits of the A.O. number represent the year in which the wiretap was terminated. Wiretaps that were terminated prior to 2009 were not reported previously because they were part of ongoing investigations.

REPORT BY JUDGES OF COURT-AUTHORIZED INTERCEPTS OF WIRE, ORAL, OR ELECTRONIC COMMUNICATIONS
PURSUANT TO 18 U.S.C. 2519

A.O. Number *	Authorizing Official		Offense Specified	Intercept		Date of Application	Authorized Length		
	Judge	Prosecutor ¹		Type ²	Location ³		Original Order (Days)	Number of Extensions	Total Length (Days)
STATE ATTORNEY GENERAL									
2009-1	JOHNSON	PRATER	NARCOTICS	WC	D	02/03/2009	30	0	30
2009-2	JOHNSON	HARRIS	NARCOTICS	WC	D	02/04/2009	30	0	30
2009-3	JOHNSON	BURNS	NARCOTICS	WC	D	02/11/2009	30	0	30
2009-4	JOHNSON	BURNS	NARCOTICS	WC	D	02/11/2009	30	0	30
2009-5	JOHNSON	BURNS	NARCOTICS	WC	D	04/03/2009	30	0	30
2009-6	JOHNSON	PRATER	NARCOTICS	WC	D	04/16/2009	30	0	30
2009-7	JOHNSON	PRATER	NARCOTICS	WC	D	04/29/2009	30	0	30
2009-8	JOHNSON	HARRIS	NARCOTICS	WC	D	05/13/2009	30	0	30
2009-9	JOHNSON	HARRIS	NARCOTICS	WC	D	05/13/2009	30	0	30
2009-10	JOHNSON	PRATER	NARCOTICS	WC	D	05/26/2009	30	0	30

¹ The prosecuting official authorized the filing of the application under provisions of the state's statute. (See Table 1 for this state's statutory citation.)² Type: WC = Cellular or Mobile Telephone (Wire), WS = Standard Telephone (Wire), WO = Other (Wire), OM = Microphone (Oral), OO = Other (Oral), ED = Digital Pager (Electronic), EE = Computer or E-Mail (Electronic), EF = Fax Machine (Electronic), EO = Other (Electronic).³ Location: D = Portable Device, H = Personal Residence, B = Business, A = Public Area, O = Other Location, R = Roving (Relaxed Specification Order), N = Not Specified.

* The first four digits of the A.O. number represent the year in which the wiretap was terminated. Wiretaps that were terminated prior to 2009 were not reported previously because they were part of ongoing investigations.

TABLE B-1
STATE OKLAHOMA

CALENDAR YEAR 2009

REPORT BY PROSECUTORS OF COURT-AUTHORIZED INTERCEPTS OF WIRE, ORAL, OR ELECTRONIC COMMUNICATIONS
PURSUANT TO 18 U.S.C. 2519

A.O. Number *	Number Of Days in Oper- ation ⁴	Average Inter- cepts per Day	Number of ⁵			Costs		Number of					
			Persons Inter- cepted	Intercepts	Incrim- inating Intercepts	Total Cost in \$	Other Than Manpower in \$	Arrests	Trials	Motions to Suppress Intercepts ⁶			Persons Con- victed
										G	D	P	
STATE ATTORNEY GENERAL													
2009-1	30	58	179	1,728	410	39,033	4,780	10	-	-	-	-	4
2009-2	16	201	237	3,218	1	60,520	2,200	1	-	-	-	-	-
2009-3	20	241	301	4,816	908	2,403	990	46	-	-	-	-	-
2009-4	30	84	174	2,522	437	4,663	3,250	RELATED TO NO. 2009-3					
2009-5	30	86	163	2,571	NR	50,620	2,200	1	-	-	-	-	-
2009-6	19	9	36	178	40	3,170	1,757	2	-	-	-	-	-
2009-7	30	111	50	3,340	1,103	122,865	1,860	24	-	-	-	-	2
2009-8	30	39	67	1,182	NR	49,220	1,700	1	-	-	-	-	-
2009-9	30	119	144	3,568	NR	49,220	1,700	1	-	-	-	-	-
2009-10	11	61	14	669	155	130,884	5,980	12	-	-	-	-	1

⁴ NI indicates never installed. I indicates installed but never used. NP indicates no prosecutor's report.

⁵ NR indicates not reported or could not be determined.

⁶ Motions: G = Granted, D = Denied, P = Pending.

* The first four digits of the A.O. number represent the year in which the wiretap was terminated. Wiretaps that were terminated prior to 2009 were not reported previously because they were part of ongoing investigations.

TABLE B-1
STATE PENNSYLVANIA

CALENDAR YEAR 2009

**REPORT BY JUDGES OF COURT-AUTHORIZED INTERCEPTS OF WIRE, ORAL, OR ELECTRONIC COMMUNICATIONS
PURSUANT TO 18 U.S.C. 2519**

A.O. Number *	Authorizing Official		Offense Specified	Intercept		Date of Application	Authorized Length		
	Judge	Prosecutor ¹		Type ²	Location ³		Original Order (Days)	Number of Extensions	Total Length (Days)
COLUMBIA									
2009-1	JAMES	NORTON	ARSON	WC	D	04/22/2009	30	0	30
LEHIGH									
2009-1	FREEDBERG	MARTIN	NARCOTICS	WC	D	12/03/2008	30	1	60
MONTGOMERY									
2009-1	KLEIN	FERMAN	NARCOTICS	WC	D	01/23/2009	30	0	30
2009-2	KLEIN	FERMAN	NARCOTICS	WC	D	01/23/2009	30	0	30
2009-3	GANTMAN	FERMAN	MURDER	WC	D	04/27/2009	30	0	30
2009-4	GANTMAN	FERMAN	NARCOTICS	WC	D	10/09/2009	30	0	30
2009-5	GANTMAN	FERMAN	NARCOTICS	WC	D	10/09/2009	30	0	30
2009-6	GANTMAN	FERMAN	NARCOTICS	WC	D	10/15/2009	30	0	30
2009-7	GANTMAN	FERMAN	NARCOTICS	WC	D	10/21/2009	30	0	30
2009-8	FREEDBERG	FERMAN	MURDER	WC	D	11/09/2009	30	0	30
2009-9	FREEDBERG	FERMAN	MURDER	WC	D	11/09/2009	30	0	30
STATE ATTORNEY GENERAL									
2009-1	PANELLA	MORGANELLI	NARCOTICS	WC	D	01/09/2009	30	0	30
2009-2	KLEIN	CORBETT	ROBBERY	WC	D	01/16/2009	30	0	30
2009-3	KLEIN	CORBETT	NARCOTICS	WC	D	01/16/2009	30	1	60
2009-4	STEVENS	DOHERTY	NARCOTICS	WC	D	01/21/2009	30	0	30
2009-5	STEVENS	DOHERTY	NARCOTICS	WC	D	01/21/2009	30	0	30
2009-6	STEVENS	DOHERTY	NARCOTICS	WC	D	01/21/2009	30	1	60
2009-7	KLEIN	CORBETT	NARCOTICS	WC	D	02/06/2009	30	1	60
2009-8	STEVENS	DOHERTY	NARCOTICS	WC	D	02/11/2009	30	0	30
2009-9	STEVENS	DOHERTY	NARCOTICS	WC	D	02/11/2009	30	0	30
2009-10	KLEIN	CORBETT	NARCOTICS	WC	D	03/05/2009	30	0	30
2009-11	BENDER	CORBETT	NARCOTICS	WC	D	06/19/2009	30	0	30
2009-12	BENDER	CORBETT	NARCOTICS	WC	D	06/19/2009	30	0	30
2009-13	GANTMAN	CORBETT	NARCOTICS	WC	D	07/01/2009	30	1	60
2009-14	GANTMAN	CORBETT	NARCOTICS	WC	D	07/01/2009	30	1	60
2009-15	ALLEN	CORBETT	NARCOTICS	WC	D	07/15/2009	30	0	30
2009-16	GANTMAN	CORBETT	NARCOTICS	WC	D	08/04/2009	30	0	30
2009-17	GANTMAN	CORBETT	NARCOTICS	WC	D	08/18/2009	30	0	30
2009-18	STEVENS	CORBETT	NARCOTICS	WC	D	08/28/2009	30	0	30

¹ The prosecuting official authorized the filing of the application under provisions of the state's statute. (See Table 1 for this state's statutory citation.)

² Type: WC = Cellular or Mobile Telephone (Wire), WS = Standard Telephone (Wire), WO = Other (Wire), OM = Microphone (Oral), OO = Other (Oral), ED = Digital Pager (Electronic), EE = Computer or E-Mail (Electronic), EF = Fax Machine (Electronic), EO = Other (Electronic).

³ Location: D = Portable Device, H = Personal Residence, B = Business, A = Public Area, O = Other Location, R = Roving (Relaxed Specification Order), N = Not Specified.

* The first four digits of the A.O. number represent the year in which the wiretap was terminated. Wiretaps that were terminated prior to 2009 were not reported previously because they were part of ongoing investigations.

TABLE B-1
STATE PENNSYLVANIA

CALENDAR YEAR 2009

**REPORT BY PROSECUTORS OF COURT-AUTHORIZED INTERCEPTS OF WIRE, ORAL, OR ELECTRONIC COMMUNICATIONS
PURSUANT TO 18 U.S.C. 2519**

A.O. Number *	Number Of Days in Oper- ation ⁴	Average Inter- cepts per Day	Number of ⁵			Costs		Number of					
			Persons Inter- cepted	Intercepts	Incrim- inating Intercepts	Total Cost in \$	Other Than Manpower in \$	Arrests	Trials	Motions to Suppress Intercepts ⁶			Persons Con- victed
										G	D	P	
COLUMBIA													
2009-1	17	-	1	1	1	700	-	1	-	-	-	-	1
LEHIGH													
2009-1	50	115	58	5,743	534	181,265	2,000	-	-	-	-	-	-
MONTGOMERY													
2009-1	20	217	69	4,339	134	29,745	1,145	4	-	-	-	-	1
2009-2	18	91	48	1,637	86	RELATED TO NO. 2009-1		RELATED TO NO. 2009-1					
2009-3	1	1	2	1	1	900	100	-	-	-	-	-	-
2009-4	17	17	27	297	184	23,620	4,300	7	-	-	-	-	-
2009-5	17	1	1	16	-	RELATED TO NO. 2009-4		RELATED TO NO. 2009-4					
2009-6	12	134	97	1,613	371	RELATED TO NO. 2009-4		RELATED TO NO. 2009-4					
2009-7	6	64	28	381	76	RELATED TO NO. 2009-4		RELATED TO NO. 2009-4					
2009-8	I	-	-	-	-	550	200	-	-	-	-	-	-
2009-9	NI	-	-	-	-	-	-	-	-	-	-	-	-
STATE ATTORNEY GENERAL													
2009-1	10	32	18	324	16	-	-	-	-	-	-	-	-
2009-2	6	79	40	475	118	8,508	1,560	RELATED TO NO. 2009-1					
2009-3	60	122	486	7,336	2,651	71,925	2,445	44	-	-	-	1	-
2009-4	21	109	48	2,298	685	226,520	14,274	22	-	-	-	-	4
2009-5	8	30	7	238	101	RELATED TO NO. 2009-4		RELATED TO NO. 2009-4					
2009-6	44	26	28	1,151	261	RELATED TO NO. 2009-4		RELATED TO NO. 2009-4					
2009-7	43	53	145	2,278	814	50,924	1,130	RELATED TO NO. 2009-1					
2009-8	24	81	48	1,942	523	RELATED TO NO. 2009-4		RELATED TO NO. 2009-4					
2009-9	23	146	70	3,363	799	RELATED TO NO. 2009-4		RELATED TO NO. 2009-4					
2009-10	16	89	31	1,426	77	20,098	1,570	RELATED TO NO. 2009-1					
2009-11	30	22	3	658	157	93,361	1,200	13	-	-	-	-	-
2009-12	30	106	23	3,166	743	97,741	5,500	RELATED TO NO. 2009-11					
2009-13	41	9	21	388	49	148,731	3,495	3	-	-	-	1	-
2009-14	41	9	13	378	63	RELATED TO NO. 2009-13		RELATED TO NO. 2009-13					
2009-15	18	110	25	1,986	137	99,356	7,195	RELATED TO NO. 2009-11					
2009-16	11	56	88	611	49	RELATED TO NO. 2009-13		RELATED TO NO. 2009-13					
2009-17	30	57	163	1,699	342	105,398	4,735	-	-	-	-	-	-
2009-18	29	8	19	243	171	160,875	5,798	5	-	-	-	-	-

⁴ NI indicates never installed. I indicates installed but never used. NP indicates no prosecutor's report.

⁵ NR indicates not reported or could not be determined.

⁶ Motions: G = Granted, D = Denied, P = Pending.

* The first four digits of the A.O. number represent the year in which the wiretap was terminated. Wiretaps that were terminated prior to 2009 were not reported previously because they were part of ongoing investigations.

TABLE B-1
STATE PENNSYLVANIA

CALENDAR YEAR 2009

**REPORT BY JUDGES OF COURT-AUTHORIZED INTERCEPTS OF WIRE, ORAL, OR ELECTRONIC COMMUNICATIONS
PURSUANT TO 18 U.S.C. 2519**

A.O. Number *	Authorizing Official		Offense Specified	Intercept		Date of Application	Authorized Length		
	Judge	Prosecutor ¹		Type ²	Location ³		Original Order (Days)	Number of Extensions	Total Length (Days)
STATE ATTORNEY GENERAL (CONTINUED)									
2009-19	STEVENS	CORBETT	NARCOTICS	WC	D	08/28/2009	30	0	30
2009-20	BENDER	CORBETT	NARCOTICS	WC	D	09/15/2009	30	1	60
2009-21	STEVENS	CHERBA	NARCOTICS	WC	D	09/22/2009	30	2	90
2009-22	STEVENS	CHERBA	NARCOTICS	WC	D	09/22/2009	30	0	30
2009-23	BENDER	CORBETT	NARCOTICS	WC	D	10/07/2009	30	1	60
2009-24	GANTMAN	RONGAUS	NARCOTICS	WC	D	10/07/2009	30	1	60
2009-25	GANTMAN	RONGAUS	NARCOTICS	WC	D	10/07/2009	30	1	60
2009-26	GANTMAN	RONGAUS	NARCOTICS	WC	D	10/07/2009	30	0	30
2009-27	STEVENS	CHERBA	NARCOTICS	WC	D	10/22/2009	30	0	30
2009-28	STEVENS	CHERBA	NARCOTICS	WC	D	10/22/2009	30	1	60
2009-29	GANTMAN	RONGAUS	NARCOTICS	WC	D	11/06/2009	30	0	30
2009-30	BENDER	CORBETT	NARCOTICS	WC	D	11/13/2009	30	0	30
2009-31	BENDER	CORBETT	NARCOTICS	WC	D	11/13/2009	30	0	30
2009-32	BENDER	CORBETT	NARCOTICS	WC	D	11/17/2009	30	0	30
2009-33	STEVENS	CHERBA	NARCOTICS	WC	D	11/20/2009	30	0	30
2009-34	STEVENS	CHERBA	NARCOTICS	WC	D	11/20/2009	30	0	30
2009-35	GANTMAN	RONGAUS	NARCOTICS	WC	D	11/20/2009	30	0	30
2009-36	GANTMAN	RONGAUS	NARCOTICS	WC	D	12/08/2009	30	0	30

¹ The prosecuting official authorized the filing of the application under provisions of the state's statute. (See Table 1 for this state's statutory citation.)

² Type: WC = Cellular or Mobile Telephone (Wire), WS = Standard Telephone (Wire), WO = Other (Wire), OM = Microphone (Oral), OO = Other (Oral), ED = Digital Pager (Electronic), EE = Computer or E-Mail (Electronic), EF = Fax Machine (Electronic), EO = Other (Electronic).

³ Location: D = Portable Device, H = Personal Residence, B = Business, A = Public Area, O = Other Location, R = Roving (Relaxed Specification Order), N = Not Specified.

* The first four digits of the A.O. number represent the year in which the wiretap was terminated. Wiretaps that were terminated prior to 2009 were not reported previously because they were part of ongoing investigations.

TABLE B-1
STATE PENNSYLVANIA

CALENDAR YEAR 2009

REPORT BY PROSECUTORS OF COURT-AUTHORIZED INTERCEPTS OF WIRE, ORAL, OR ELECTRONIC COMMUNICATIONS
PURSUANT TO 18 U.S.C. 2519

A.O. Number *	Number Of Days in Oper- ation ⁴	Average Inter- cepts per Day	Number of ⁵			Costs		Number of						
			Persons Inter- cepted	Intercepts	Incrim- inating Intercepts	Total Cost in \$	Other Than Manpower in \$	Arrests	Trials	Motions to Suppress Intercepts ⁶			Persons Con- victed	
										G	D	P		
STATE ATTORNEY GENERAL (CONTINUED)														
2009-19	29	70	70	2,033	1,091	160,875	5,798	RELATED TO NO. 2009-18						
2009-20	59	104	75	6,130	624	RELATED TO NO. 2009-36		RELATED TO NO. 2009-36						
2009-21	76	139	150	10,597	2,388	429,096	16,290	RELATED TO NO. 2009-17						
2009-22	29	12	22	335	116	RELATED TO NO. 2009-21		RELATED TO NO. 2009-21						
2009-23	57	64	49	3,641	398	RELATED TO NO. 2009-36		RELATED TO NO. 2009-36						
2009-24	NP	-	-	-	-	-	-	-	-	-	-	-	-	
2009-25	NP	-	-	-	-	-	-	-	-	-	-	-	-	
2009-26	NP	-	-	-	-	-	-	-	-	-	-	-	-	
2009-27	30	3	19	89	47	RELATED TO NO. 2009-21		RELATED TO NO. 2009-21						
2009-28	47	85	101	4,001	707	RELATED TO NO. 2009-21		RELATED TO NO. 2009-21						
2009-29	NP	-	-	-	-	-	-	-	-	-	-	-	-	
2009-30	30	25	53	746	71	RELATED TO NO. 2009-36		RELATED TO NO. 2009-36						
2009-31	30	12	31	370	60	RELATED TO NO. 2009-36		RELATED TO NO. 2009-36						
2009-32	27	7	35	176	18	RELATED TO NO. 2009-36		RELATED TO NO. 2009-36						
2009-33	11	81	19	891	82	RELATED TO NO. 2009-21		RELATED TO NO. 2009-21						
2009-34	15	10	22	149	64	RELATED TO NO. 2009-21		RELATED TO NO. 2009-21						
2009-35	17	40	36	679	177	RELATED TO NO. 2009-21		RELATED TO NO. 2009-21						
2009-36	14	91	180	1,277	153	317,600	17,500	-	-	-	-	-	-	

⁴ NI indicates never installed. I indicates installed but never used. NP indicates no prosecutor's report.

⁵ NR indicates not reported or could not be determined.

⁶ Motions: G = Granted, D = Denied, P = Pending.

* The first four digits of the A.O. number represent the year in which the wiretap was terminated. Wiretaps that were terminated prior to 2009 were not reported previously because they were part of ongoing investigations.

**TABLE B-1
STATE TENNESSEE**

CALENDAR YEAR 2009

**REPORT BY JUDGES OF COURT-AUTHORIZED INTERCEPTS OF WIRE, ORAL, OR ELECTRONIC COMMUNICATIONS
PURSUANT TO 18 U.S.C. 2519**

A.O. Number *	Authorizing Official		Offense Specified	Intercept		Date of Application	Authorized Length		
	Judge	Prosecutor ¹		Type ²	Location ³		Original Order (Days)	Number of Extensions	Total Length (Days)
13TH JUDICIAL DISTRICT (PUTNAM)									
2009-1	PATTERSON	YORK	NARCOTICS	WC	D	02/03/2009	30	0	30
2009-2	PATTERSON	YORK	NARCOTICS	WC	D	02/03/2009	30	0	30
2009-3	PATTERSON	YORK	NARCOTICS	WC	D	02/11/2009	30	0	30
2009-4	PATTERSON	YORK	NARCOTICS	WC	D	02/17/2009	30	0	30
2009-5	PATTERSON	YORK	NARCOTICS	WC	D	02/17/2009	30	0	30
2009-6	PATTERSON	YORK	NARCOTICS	WC	D	02/24/2009	30	0	30
2009-7	PATTERSON	YORK	NARCOTICS	WC	D	03/02/2009	30	0	30
2009-8	PATTERSON	YORK	MURDER	WC	D	05/01/2009	30	0	30
2009-9	PATTERSON	YORK	MURDER	WS	H	05/01/2009	30	0	30
2009-10	PATTERSON	YORK	NARCOTICS	WC	D	06/09/2009	30	0	30
2009-11	PATTERSON	YORK	NARCOTICS	WC	D	06/09/2009	30	0	30
2009-12	PATTERSON	YORK	NARCOTICS	WC	D	06/23/2009	30	0	30
2009-13	PATTERSON	YORK	NARCOTICS	WC	D	07/21/2009	30	0	30
20TH JUDICIAL DISTRICT (DAVIDSON)									
2009-1	FISHBURN	JOHNSON	NARCOTICS	WC	D	10/07/2008	30	6	210
2009-2	FISHBURN	JOHNSON	NARCOTICS	WC	D	10/07/2008	30	5	180
2009-3	FISHBURN	JOHNSON	NARCOTICS	WC	D	10/10/2008	30	3	120
2009-4	FISHBURN	JOHNSON	NARCOTICS	WC	D	11/04/2008	30	2	90
2009-5	FISHBURN	JOHNSON	NARCOTICS	WC	D	11/10/2008	30	3	120
2009-6	FISHBURN	JOHNSON	NARCOTICS	WC	D	12/05/2008	30	1	60
2009-7	FISHBURN	JOHNSON	NARCOTICS	WC	D	12/17/2008	30	1	60
2009-8	FISHBURN	JOHNSON	NARCOTICS	WC	D	01/09/2009	30	0	30
2009-9	FISHBURN	JOHNSON	NARCOTICS	WC	D	01/20/2009	30	0	30
2009-10	FISHBURN	JOHNSON	NARCOTICS	WC	D	01/30/2009	30	0	30
2009-11	FISHBURN	JOHNSON	NARCOTICS	WC	D	02/11/2009	30	0	30
2009-12	FISHBURN	JOHNSON	NARCOTICS	WC	D	02/11/2009	30	0	30
2009-13	FISHBURN	JOHNSON	NARCOTICS	WC	D	02/18/2009	30	0	30
2009-14	FISHBURN	JOHNSON	NARCOTICS	WC	D	02/23/2009	30	0	30
2009-15	FISHBURN	JOHNSON	NARCOTICS	WC	D	02/23/2009	30	0	30
2009-16	FISHBURN	JOHNSON	NARCOTICS	WC	D	02/27/2009	30	0	30
2009-17	FISHBURN	JOHNSON	NARCOTICS	WC	D	02/27/2009	30	0	30
2009-18	FISHBURN	JOHNSON	NARCOTICS	WC	D	03/25/2009	30	1	60

¹ The prosecuting official authorized the filing of the application under provisions of the state's statute. (See Table 1 for this state's statutory citation.)

² Type: WC = Cellular or Mobile Telephone (Wire), WS = Standard Telephone (Wire), WO = Other (Wire), OM = Microphone (Oral), OO = Other (Oral), ED = Digital Pager (Electronic), EE = Computer or E-Mail (Electronic), EF = Fax Machine (Electronic), EO = Other (Electronic).

³ Location: D = Portable Device, H = Personal Residence, B = Business, A = Public Area, O = Other Location, R = Roving (Relaxed Specification Order), N = Not Specified.

* The first four digits of the A.O. number represent the year in which the wiretap was terminated. Wiretaps that were terminated prior to 2009 were not reported previously because they were part of ongoing investigations.

TABLE B-1
STATE TENNESSEE

CALENDAR YEAR 2009

**REPORT BY PROSECUTORS OF COURT-AUTHORIZED INTERCEPTS OF WIRE, ORAL, OR ELECTRONIC COMMUNICATIONS
PURSUANT TO 18 U.S.C. 2519**

A.O. Number *	Number Of Days in Oper- ation ⁴	Average Inter- cepts per Day	Number of ⁵			Costs		Number of					
			Persons Inter- cepted	Intercepts	Incrim- inating Intercepts	Total Cost in \$	Other Than Manpower in \$	Arrests	Trials	Motions to Suppress Intercepts ⁶			Persons Con- victed
										G	D	P	
13TH JUDICIAL DISTRICT (PUTNAM)													
2009-1	17	33	51	569	70	2,000	-	-	-	-	-	-	-
2009-2	24	16	35	383	57	2,000	-	-	-	-	-	-	-
2009-3	26	100	45	2,612	353	2,000	-	-	-	-	-	-	-
2009-4	8	22	32	176	13	2,000	-	-	-	-	-	-	-
2009-5	8	82	33	658	50	2,000	-	-	-	-	-	-	-
2009-6	9	43	60	385	22	2,000	-	-	-	-	-	-	-
2009-7	7	175	237	1,222	161	2,000	-	-	-	-	-	-	-
2009-8	NP	-	-	-	-	-	-	-	-	-	-	-	-
2009-9	NP	-	-	-	-	-	-	-	-	-	-	-	-
2009-10	10	30	142	299	-	642	-	-	-	-	-	-	-
2009-11	30	537	917	16,107	2,483	735	735	RELATED TO NO. 2009-12					
2009-12	30	193	324	5,783	957	900	-	14	-	-	-	-	-
2009-13	30	16	47	467	75	420	420	RELATED TO NO. 2009-12					
20TH JUDICIAL DISTRICT (DAVIDSON)													
2009-1	157	101	80	15,825	453	345,573	2,580	33	-	-	-	-	-
2009-2	154	91	226	14,079	451	RELATED TO NO. 2009-1		RELATED TO NO. 2009-1					
2009-3	96	213	325	20,453	458	RELATED TO NO. 2009-1		RELATED TO NO. 2009-1					
2009-4	90	9	158	845	25	RELATED TO NO. 2009-1		RELATED TO NO. 2009-1					
2009-5	115	10	461	1,195	40	RELATED TO NO. 2009-1		RELATED TO NO. 2009-1					
2009-6	41	18	243	743	44	RELATED TO NO. 2009-1		RELATED TO NO. 2009-1					
2009-7	59	241	19	14,219	24	RELATED TO NO. 2009-1		RELATED TO NO. 2009-1					
2009-8	30	7	55	220	21	RELATED TO NO. 2009-1		RELATED TO NO. 2009-1					
2009-9	21	5	24	103	18	RELATED TO NO. 2009-1		RELATED TO NO. 2009-1					
2009-10	20	66	40	1,320	37	RELATED TO NO. 2009-1		RELATED TO NO. 2009-1					
2009-11	22	30	45	654	179	9,558	1,300	RELATED TO NO. 2009-1					
2009-12	11	79	36	871	43	RELATED TO NO. 2009-1		RELATED TO NO. 2009-1					
2009-13	19	42	28	806	42	RELATED TO NO. 2009-1		RELATED TO NO. 2009-1					
2009-14	17	130	61	2,215	144	RELATED TO NO. 2009-1		RELATED TO NO. 2009-1					
2009-15	17	53	95	902	125	RELATED TO NO. 2009-1		RELATED TO NO. 2009-1					
2009-16	11	1	2	16	3	RELATED TO NO. 2009-1		RELATED TO NO. 2009-1					
2009-17	3	4	1	11	1	RELATED TO NO. 2009-1		RELATED TO NO. 2009-1					
2009-18	60	51	294	3,043	329	RELATED TO NO. 2009-1		RELATED TO NO. 2009-1					

⁴ NI indicates never installed. I indicates installed but never used. NP indicates no prosecutor's report.

⁵ NR indicates not reported or could not be determined.

⁶ Motions: G = Granted, D = Denied, P = Pending.

* The first four digits of the A.O. number represent the year in which the wiretap was terminated. Wiretaps that were terminated prior to 2009 were not reported previously because they were part of ongoing investigations.

**TABLE B-1
STATE TENNESSEE**

CALENDAR YEAR 2009

**REPORT BY JUDGES OF COURT-AUTHORIZED INTERCEPTS OF WIRE, ORAL, OR ELECTRONIC COMMUNICATIONS
PURSUANT TO 18 U.S.C. 2519**

A.O. Number *	Authorizing Official		Offense Specified	Intercept		Date of Application	Authorized Length		
	Judge	Prosecutor ¹		Type ²	Location ³		Original Order (Days)	Number of Extensions	Total Length (Days)
20TH JUDICIAL DISTRICT (DAVIDSON) (CONTINUED)									
2009-19	FISHBURN	JOHNSON	NARCOTICS	WC	D	03/25/2009	30	1	60
2009-20	FISHBURN	JOHNSON	NARCOTICS	WC	D	07/13/2009	30	1	60
2009-21	FISHBURN	JOHNSON	NARCOTICS	WC	D	07/14/2009	30	0	30
2009-22	FISHBURN	JOHNSON	NARCOTICS	WC	D	07/21/2009	30	2	90
2009-23	FISHBURN	JOHNSON	NARCOTICS	WC	D	08/07/2009	30	0	30
2009-24	FISHBURN	JOHNSON	NARCOTICS	WC	D	08/14/2009	30	0	30
2009-25	FISHBURN	JOHNSON	NARCOTICS	WC	D	08/14/2009	30	0	30
2009-26	FISHBURN	JOHNSON	NARCOTICS	WC	D	09/15/2009	30	0	30
2009-27	FISHBURN	JOHNSON	NARCOTICS	WC	D	09/15/2009	30	0	30
2009-28	FISHBURN	JOHNSON	NARCOTICS	WC	D	09/24/2009	30	1	60
2009-29	FISHBURN	JOHNSON	NARCOTICS	WC	D	09/24/2009	30	1	60
2009-30	FISHBURN	JOHNSON	NARCOTICS	WC	D	10/14/2009	30	0	30
2009-31	FISHBURN	JOHNSON	NARCOTICS	WC	D	10/14/2009	30	1	60
2009-32	FISHBURN	JOHNSON	NARCOTICS	WC	D	10/27/2009	30	0	30
2009-33	FISHBURN	JOHNSON	NARCOTICS	WC	D	10/30/2009	30	1	60
2009-34	FISHBURN	JOHNSON	NARCOTICS	WC	D	10/30/2009	30	1	60
2009-35	FISHBURN	JOHNSON	NARCOTICS	WC	D	11/17/2009	30	0	30
2009-36	FISHBURN	JOHNSON	NARCOTICS	WC	D	11/17/2009	30	0	30
2009-37	FISHBURN	JOHNSON	NARCOTICS	WC	D	11/17/2009	30	0	30
2009-38	FISHBURN	JOHNSON	NARCOTICS	WC	D	11/17/2009	30	0	30
2009-39	FISHBURN	JOHNSON	NARCOTICS	WC	D	11/17/2009	30	0	30
2009-40	FISHBURN	JOHNSON	NARCOTICS	WC	D	11/24/2009	30	0	30
2009-41	FISHBURN	JOHNSON	NARCOTICS	WC	D	11/24/2009	30	0	30
2009-42	FISHBURN	JOHNSON	NARCOTICS	WC	D	11/24/2009	30	0	30
2008-19	FISHBURN	JOHNSON	NARCOTICS	WC	D	01/09/2008	30	0	30
2008-20	FISHBURN	JOHNSON	NARCOTICS	WC	D	01/09/2008	30	1	60

¹ The prosecuting official authorized the filing of the application under provisions of the state's statute. (See Table 1 for this state's statutory citation.)

² Type: WC = Cellular or Mobile Telephone (Wire), WS = Standard Telephone (Wire), WO = Other (Wire), OM = Microphone (Oral), OO = Other (Oral), ED = Digital Pager (Electronic), EE = Computer or E-Mail (Electronic), EF = Fax Machine (Electronic), EO = Other (Electronic).

³ Location: D = Portable Device, H = Personal Residence, B = Business, A = Public Area, O = Other Location, R = Roving (Relaxed Specification Order), N = Not Specified.

* The first four digits of the A.O. number represent the year in which the wiretap was terminated. Wiretaps that were terminated prior to 2009 were not reported previously because they were part of ongoing investigations.

TABLE B-1
STATE TENNESSEE

CALENDAR YEAR 2009

**REPORT BY PROSECUTORS OF COURT-AUTHORIZED INTERCEPTS OF WIRE, ORAL, OR ELECTRONIC COMMUNICATIONS
PURSUANT TO 18 U.S.C. 2519**

A.O. Number *	Number Of Days in Oper- ation ⁴	Average Inter- cepts per Day	Number of ⁵			Costs		Number of						
			Persons Inter- cepted	Intercepts	Incrim- inating Intercepts	Total Cost in \$	Other Than Manpower in \$	Arrests	Trials	Motions to Suppress Intercepts ⁶			Persons Con- victed	
										G	D	P		
20TH JUDICIAL DISTRICT (DAVIDSON)														
2009-19	60	51	360	3,043	54	RELATED TO NO. 2009-1		RELATED TO NO. 2009-1						
2009-20	53	20	48	1,079	374	253,893	2,500	21	-	-	-	-	-	
2009-21	30	26	48	795	110	RELATED TO NO. 2009-1		RELATED TO NO. 2009-1						
2009-22	86	33	77	2,863	413	RELATED TO NO. 2009-1		RELATED TO NO. 2009-1						
2009-23	10	4	10	44	NR	RELATED TO NO. 2009-1		RELATED TO NO. 2009-1						
2009-24	19	9	15	180	24	RELATED TO NO. 2009-1		RELATED TO NO. 2009-1						
2009-25	19	24	24	464	52	RELATED TO NO. 2009-1		RELATED TO NO. 2009-1						
2009-26	30	138	229	4,132	450	RELATED TO NO. 2009-1		RELATED TO NO. 2009-1						
2009-27	30	207	229	6,204	450	RELATED TO NO. 2009-1		RELATED TO NO. 2009-1						
2009-28	39	69	117	2,677	366	RELATED TO NO. 2009-1		RELATED TO NO. 2009-1						
2009-29	39	199	291	7,743	998	RELATED TO NO. 2009-1		RELATED TO NO. 2009-1						
2009-30	12	24	39	290	32	RELATED TO NO. 2009-1		RELATED TO NO. 2009-1						
2009-31	56	203	535	11,345	3,394	RELATED TO NO. 2009-1		RELATED TO NO. 2009-1						
2009-32	15	5	13	80	12	RELATED TO NO. 2009-1		RELATED TO NO. 2009-1						
2009-33	39	112	179	4,357	252	RELATED TO NO. 2009-1		RELATED TO NO. 2009-1						
2009-34	39	139	299	5,421	783	RELATED TO NO. 2009-1		RELATED TO NO. 2009-1						
2009-35	20	128	187	2,570	186	RELATED TO NO. 2009-1		RELATED TO NO. 2009-1						
2009-36	20	82	103	1,641	233	RELATED TO NO. 2009-1		RELATED TO NO. 2009-1						
2009-37	I	-	-	-	-	-	-	-	-	-	-	-	-	
2009-38	I	-	-	-	-	RELATED TO NO. 2009-1		RELATED TO NO. 2009-1						
2009-39	I	-	-	-	-	RELATED TO NO. 2009-1		RELATED TO NO. 2009-1						
2009-40	I	-	-	-	-	RELATED TO NO. 2009-1		RELATED TO NO. 2009-1						
2009-41	I	-	-	-	-	RELATED TO NO. 2009-1		RELATED TO NO. 2009-1						
2009-42	I	-	-	-	-	RELATED TO NO. 2009-1		RELATED TO NO. 2009-1						
2008-19	30	4	27	114	6	RELATED TO NO. 2009-1		RELATED TO NO. 2009-1						
2008-20	46	2	28	114	4	RELATED TO NO. 2009-1		RELATED TO NO. 2009-1						

⁴ NI indicates never installed. I indicates installed but never used. NP indicates no prosecutor's report.

⁵ NR indicates not reported or could not be determined.

⁶ Motions: G = Granted, D = Denied, P = Pending.

* The first four digits of the A.O. number represent the year in which the wiretap was terminated. Wiretaps that were terminated prior to 2009 were not reported previously because they were part of ongoing investigations.

TABLE B-1
STATE WISCONSIN

CALENDAR YEAR 2009

REPORT BY JUDGES OF COURT-AUTHORIZED INTERCEPTS OF WIRE, ORAL, OR ELECTRONIC COMMUNICATIONS
PURSUANT TO 18 U.S.C. 2519

A.O. Number *	Authorizing Official		Offense Specified	Intercept		Date of Application	Authorized Length		
	Judge	Prosecutor ¹		Type ²	Location ³		Original Order (Days)	Number of Extensions	Total Length (Days)
STATE ATTORN EY GENERAL									
2009-1	KREMERS	VAN HOLLEN	NARCOTICS	WC,TX	D	01/29/2009	30	0	30
2009-2	KREMERS	VAN HOLLEN	NARCOTICS	WS	H	02/24/2009	30	1	60
2009-3	KREMERS	VAN HOLLEN	NARCOTICS	WC,TX	D	02/24/2009	30	0	30
2009-4	KREMERS	TAFFORA	NARCOTICS	WC,TX	D	04/09/2009	30	0	30
WINNEBAGO									
2009-1	DEETS	ZAKOWSKI	NARCOTICS	WC,TX	D	02/06/2009	30	1	60
2009-2	DEETS	KAMINSKY	NARCOTICS	WC,TX	D	02/07/2009	30	0	30
2009-3	DEETS	KAMINSKY	NARCOTICS	WC,TX	D	02/27/2009	30	0	30
2009-4	DEETS	ZAKOWSKI	NARCOTICS	WC	D	03/12/2009	30	0	30
2009-5	DEETS	KAMINSKY	NARCOTICS	WC,TX	D	03/24/2009	30	0	30
2009-6	DEETS	ZAKOWSKI	NARCOTICS	WC	D	04/03/2009	30	0	30

¹ The prosecuting official authorized the filing of the application under provisions of the state's statute. (See Table 1 for this state's statutory citation.)

² Type: WC = Cellular or Mobile Telephone (Wire), WS = Standard Telephone (Wire), WO = Other (Wire), OM = Microphone (Oral), OO = Other (Oral), ED = Digital Pager (Electronic), EE = Computer or E-Mail (Electronic), EF = Fax Machine (Electronic), EO = Other (Electronic).

³ Location: D = Portable Device, H = Personal Residence, B = Business, A = Public Area, O = Other Location, R = Roving (Relaxed Specification Order), N = Not Specified.

* The first four digits of the A.O. number represent the year in which the wiretap was terminated. Wiretaps that were terminated prior to 2009 were not reported previously because they were part of ongoing investigations.

TABLE B-1
STATE WISCONSIN

CALENDAR YEAR 2009

REPORT BY PROSECUTORS OF COURT-AUTHORIZED INTERCEPTS OF WIRE, ORAL, OR ELECTRONIC COMMUNICATIONS
PURSUANT TO 18 U.S.C. 2519

A.O. Number *	Number Of Days in Oper- ation ⁴	Average Inter- cepts per Day	Number of ⁵			Costs		Number of					
			Persons Inter- cepted	Intercepts	Incrim- inating Intercepts	Total Cost in \$	Other Than Manpower in \$	Arrests	Trials	Motions to Suppress Intercepts ⁶			Persons Con- victed
										G	D	P	
STATE ATTORNEY GENERAL													
2009-1	29	135	35	3,918	374	72,181	-	16	-	-	-	-	4
2009-2	60	46	20	2,782	139	118,080	13,000	RELATED TO NO. 2009-1					
2009-3	29	3	6	79	-	5,272	3,000	RELATED TO NO. 2009-1					
2009-4	25	60	8	1,500	130	22,880	3,000	RELATED TO NO. 2009-1					
WINNEBAGO													
2009-1	41	68	385	2,773	60	232,000	106,000	30	-	-	-	2	8
2009-2	26	84	97	2,171	348	95,000	-	1	-	-	-	-	1
2009-3	21	27	44	562	90	RELATED TO NO. 2009-2		RELATED TO NO. 2009-2					
2009-4	NP	-	-	-	-	-	-	-	-	-	-	-	-
2009-5	8	106	58	846	90	RELATED TO NO. 2009-2		RELATED TO NO. 2009-2					
2009-6	NP	-	-	-	-	-	-	-	-	-	-	-	-

⁴ NI indicates never installed. I indicates installed but never used. NP indicates no prosecutor's report.

⁵ NR indicates not reported or could not be determined.

⁶ Motions: G = Granted, D = Denied, P = Pending.

* The first four digits of the A.O. number represent the year in which the wiretap was terminated. Wiretaps that were terminated prior to 2009 were not reported previously because they were part of ongoing investigations.

TABLE B-1
STATE WYOMING

CALENDAR YEAR 2009

REPORT BY JUDGES OF COURT-AUTHORIZED INTERCEPTS OF WIRE, ORAL, OR ELECTRONIC COMMUNICATIONS
PURSUANT TO 18 U.S.C. 2519

A.O. Number *	Authorizing Official		Offense Specified	Intercept		Date of Application	Authorized Length		
	Judge	Prosecutor ¹		Type ²	Location ³		Original Order (Days)	Number of Extensions	Total Length (Days)
LARAMIE									
2009-1	DAVIS	HEIMANN	NARCOTICS	WC	D	03/04/2009	20	0	20
SWEETWATER									
2009-1	DAVIS	PROKOS	NARCOTICS	WC, TX	D	06/23/2009	30	0	30
2009-2	DAVIS	PROKOS	NARCOTICS	WC, TX	D	07/09/2009	30	0	30

¹ The prosecuting official authorized the filing of the application under provisions of the state's statute. (See Table 1 for this state's statutory citation.)

² Type: WC = Cellular or Mobile Telephone (Wire), WS = Standard Telephone (Wire), WO = Other (Wire), OM = Microphone (Oral), OO = Other (Oral), ED = Digital Pager (Electronic), EE = Computer or E-Mail (Electronic), EF = Fax Machine (Electronic), EO = Other (Electronic).

³ Location: D = Portable Device, H = Personal Residence, B = Business, A = Public Area, O = Other Location, R = Roving (Relaxed Specification Order), N = Not Specified.

* The first four digits of the A.O. number represent the year in which the wiretap was terminated. Wiretaps that were terminated prior to 2009 were not reported previously because they were part of ongoing investigations.

TABLE B-1
STATE WYOMING

CALENDAR YEAR 2009

REPORT BY PROSECUTORS OF COURT-AUTHORIZED INTERCEPTS OF WIRE, ORAL, OR ELECTRONIC COMMUNICATIONS
PURSUANT TO 18 U.S.C. 2519

A.O. Number *	Number Of Days in Oper- ation ⁴	Average Inter- cepts per Day	Number of ⁵			Costs		Number of					
			Persons Inter- cepted	Intercepts	Incrim- inating Intercepts	Total Cost in \$	Other Than Manpower in \$	Arrests	Trials	Motions to Suppress Intercepts ⁶			Persons Con- victed
										G	D	P	
LARAMIE													
2009-1	20	100	15	2,000	1,400	30,000	-	2	-	-	-	-	2
SWEETWATER													
2009-1	1	-	-	-	-	-	-	-	-	-	-	-	-
2009-2	13	125	34	1,625	93	35,500	35,500	-	-	-	-	-	-

⁴ NI indicates never installed. I indicates installed but never used. NP indicates no prosecutor's report.

⁵ NR indicates not reported or could not be determined.

⁶ Motions: G = Granted, D = Denied, P = Pending.

* The first four digits of the A.O. number represent the year in which the wiretap was terminated. Wiretaps that were terminated prior to 2009 were not reported previously because they were part of ongoing investigations.

SUPPLEMENTARY REPORT BY PROSECUTORS FOR INTERCEPTS TERMINATED IN CALENDAR YEAR 2003
AS OF DECEMBER 31, 2009

State, County	A.O. Report Number in 2003 Report	Date of Application	Additional Activity During Calendar Year 2009							
			Total Cost in \$	Persons Arrested	Trials Completed	Motions to Suppress Intercepts ¹			Persons Con- victed	Offense for Which Convicted
						G	D	P		
NEW JERSEY										
STATE ATTORNEY GENERAL										
	2003-010	05/29/2003	-	-	-	-	-	-	2	RACKETEERING

¹ Motions: G = Granted, D = Denied, P = Pending.

SUPPLEMENTARY REPORT BY PROSECUTORS FOR INTERCEPTS TERMINATED IN CALENDAR YEAR 2004
AS OF DECEMBER 31, 2009

State, County	A.O. Report Number in 2004 Report	Date of Application	Additional Activity During Calendar Year 2009							
			Total Cost in \$	Persons Arrested	Trials Completed	Motions to Suppress Intercepts¹			Persons Con- victed	Offense for Which Convicted
						G	D	P		
ARIZONA										
STATE ATTORNEY GENERAL										
	2004-002	02/04/2004	-	1	-	-	-	-	1	NARCOTICS
	2004-006	05/28/2004	-	-	-	-	-	-	1	OTHER
FLORIDA										
17TH JUDICIAL CIRCUIT (BROWARD)										
	2004-004	07/28/2004	-	-	-	-	-	-	2	GAMBLING
NEW JERSEY										
BERGEN										
	2004-010	09/16/2004	-	-	-	-	-	-	2	RACKETEERING
STATE ATTORNEY GENERAL										
	2004-041	09/08/2004	-	-	-	-	-	-	2	NARCOTICS
	2004-046	11/02/2004	-	-	-	-	-	-	1	NARCOTICS
NEW YORK										
STATE ATTORNEY GENERAL										
	2004-001	03/29/2004	-	3	-	-	-	-	7	LARCENY

¹ Motions: G = Granted, D = Denied, P = Pending.

SUPPLEMENTARY REPORT BY PROSECUTORS FOR INTERCEPTS TERMINATED IN CALENDAR YEAR 2005
AS OF DECEMBER 31, 2009

State, County	A.O. Report Number in 2005 Report	Date of Application	Additional Activity During Calendar Year 2009								
			Total Cost in \$	Persons Arrested	Trials Completed	Motions to Suppress Intercepts ¹			Persons Con- victed	Offense for Which Convicted	
						G	D	P			
CALIFORNIA SAN DIEGO											
	2005-1	12/27/2004				Linked to another wiretap involving the same investigation					
FLORIDA 4TH JUDICIAL CIRCUIT (DUVAL)											
	2005-003	12/20/2004	-	-	2	-	-	-	2		NARCOTICS
STATE ATTORNEY GENERAL											
	2005-009	07/06/2005	-	35	2	-	1	-	27		NARCOTICS
NEW JERSEY MORRIS											
	2005-006	09/06/2005	-	-	-	-	-	-	1		NARCOTICS
NEW YORK STATE ATTORNEY GENERAL											
	2005-001	04/07/2005	-	-	-	-	-	-	2		FRAUD
WESTCHESTER											
	2005-007	01/31/2005	-	-	-	-	-	-	1		NARCOTICS
PENNSYLVANIA STATE ATTORNEY GENERAL											
	2005-001	12/21/2004				Linked to another wiretap involving the same investigation					
	2005-006	01/25/2005				Linked to another wiretap involving the same investigation					

¹ Motions: G = Granted, D = Denied, P = Pending.

SUPPLEMENTARY REPORT BY PROSECUTORS FOR INTERCEPTS TERMINATED IN CALENDAR YEAR 2006
AS OF DECEMBER 31, 2009

State, County	A.O. Report Number in 2006 Report	Date of Application	Additional Activity During Calendar Year 2009							
			Total Cost in \$	Persons Arrested	Trials Completed	Motions to Suppress Intercepts¹			Persons Con- victed	Offense for Which Convicted
						G	D	P		
ARIZONA										
STATE ATTORNEY GENERAL										
	2006-002	02/07/2006	-	1	-	-	-	-	-	
	2006-003	03/27/2006	-	2	-	-	-	-	-	
CALIFORNIA										
CONTRA COSTA										
	2006-001	02/22/2006	-	1	-	-	-	-	2	NARCOTICS
FLORIDA										
4TH JUDICIAL CIRCUIT (DUVAL)										
	2006-010	05/09/2006	-	-	-	-	-	-	5	NARCOTICS
17TH JUDICIAL CIRCUIT (BROWARD)										
	2006-003	07/14/2006	-	-	-	-	-	-	3	RACKETEERING
18TH JUDICIAL CIRCUIT (BREVARD/SEMINOLE)										
	2006-001	01/06/2006	-	-	-	-	-	-	3	NARCOTICS
GEORGIA										
GWINNETT										
	2006-001	06/09/2006	-	-	-	-	-	-	1	NARCOTICS
NEW JERSEY										
BERGEN										
	2006-007	09/18/2006	-	-	1	1	1	-	2	MURDER
BURLINGTON										
	2006-001	11/02/2006	-	-	1	-	-	-	1	MURDER
STATE ATTORNEY GENERAL										
	2006-016	03/28/2006	-	-	-	-	-	-	1	NARCOTICS
	2006-021	05/12/2006	-	-	1	-	-	-	10	RACKETEERING
	2006-108	12/05/2006	-	-	-	-	-	-	14	MURDER
	2006-112	(See Appendix Table B-1 in this year's report.)								
NEW YORK										
NY ORGANIZED CRIME TASK FORCE										
	2006-005	01/10/2006	-	-	-	-	-	-	1	NARCOTICS
STATE ATTORNEY GENERAL										
	2006-001	09/15/2005	-	-	-	-	-	-	1	NARCOTICS
SUFFOLK										
	2006-021	03/15/2006	-	-	-	-	-	-	1	GAMBLING

¹ Motions: G = Granted, D = Denied, P = Pending.

SUPPLEMENTARY REPORT BY PROSECUTORS FOR INTERCEPTS TERMINATED IN CALENDAR YEAR 2006
AS OF DECEMBER 31, 2009 (CONTINUED)

State, County	A.O. Report Number in 2006 Report	Date of Application	Additional Activity During Calendar Year 2009							
			Total Cost in \$	Persons Arrested	Trials Completed	Motions to Suppress Intercepts¹			Persons Con- victed	Offense for Which Convicted
						G	D	P		
PENNSYLVANIA										
STATE ATTORNEY GENERAL										
	2006-004	04/11/2006				Linked to another wiretap involving the same investigation				
	2006-008	10/05/2006	-	7	-	-	-	-	-	
	2006-017	12/06/2006	-	-	-	-	-	-	1	NARCOTICS

¹ Motions: G = Granted, D = Denied, P = Pending.

SUPPLEMENTARY REPORT BY PROSECUTORS FOR INTERCEPTS TERMINATED IN CALENDAR YEAR 2007
AS OF DECEMBER 31, 2009

State, County	A.O. Report Number in 2007 Report	Date of Application	Additional Activity During Calendar Year 2009							
			Total Cost in \$	Persons Arrested	Trials Completed	Motions to Suppress Intercepts¹			Persons Con- victed	Offense for Which Convicted
						G	D	P		
ARIZONA										
STATE ATTORNEY GENERAL										
	2007-006	04/19/2007	-	3	-	-	-	-	4	\$LAUNDERING
	2007-007	05/14/2007	-	1	-	-	-	-	2	NARCOTICS
	2007-013	11/19/2007	-	-	-	-	-	-	2	RACKETEERING
CALIFORNIA										
CONTRA COSTA										
	2007-001	09/04/2007			Linked to another wiretap involving the same investigation					
	2007-003	09/26/2007	-	1	-	-	-	-	1	MURDER
SACRAMENTO										
	2007-001	01/19/2007	-	2	1	-	-	-	1	MURDER
	2007-005	07/18/2007	-	14	-	-	-	-	6	NARCOTICS
SAN DIEGO										
	2007-041	03/19/2007			Linked to another wiretap involving the same investigation					
	2007-076	05/24/2007			Linked to another wiretap involving the same investigation					
	2007-117	08/06/2007	-	3	-	-	-	-	1	MURDER
	2007-123	09/20/2007	-	-	2	-	-	-	2	MURDER
COLORADO										
1ST JUDICIAL DISTRICT (JEFFERSON)										
	2007-001	05/07/2007			Linked to another wiretap involving the same investigation					
CONNECTICUT										
STATE ATTORNEY GENERAL										
	2007-001	07/02/2007			Linked to another wiretap involving the same investigation					
	2007-004	07/12/2007			Linked to another wiretap involving the same investigation					
FLORIDA										
18TH JUDICIAL CIRCUIT (BREVARD/SEMINOLE)										
	2007-001	01/16/2007	-	-	-	-	-	-	3	NARCOTICS
GEORGIA										
AUGUSTA										
	2007-001	10/15/2007	-	31	-	3	-	-	25	NARCOTICS
BIBB	2007-001	03/01/2007	-	15	1	-	-	-	4	RACKETEERING
GWINNETT										
	2007-002	01/29/2007	-	-	-	-	-	-	2	NARCOTICS
	2007-005	07/19/2007	-	2	-	-	-	32	1	NARCOTICS

¹ Motions: G = Granted, D = Denied, P = Pending.

SUPPLEMENTARY REPORT BY PROSECUTORS FOR INTERCEPTS TERMINATED IN CALENDAR YEAR 2007
AS OF DECEMBER 31, 2009 (CONTINUED)

State, County	A.O. Report Number in 2007 Report	Date of Application	Additional Activity During Calendar Year 2009							
			Total Cost in \$	Persons Arrested	Trials Completed	Motions to Suppress Intercepts ¹			Persons Con- victed	Offense for Which Convicted
						G	D	P		
HAWAII MAUI	2007-001	09/17/2007	-	-	-	-	-	-	1	NARCOTICS
MASSACHUSETTS BERKSHIRE	2007-1	(See Appendix Table B-1 in this year's report.)								
	2007-2	(See Appendix Table B-1 in this year's report.)								
BRISTOL	2007-001	08/03/2007	-	25	-	-	1	-	22	NARCOTICS
SUFFOLK	2007-001	12/12/2007	Linked to another wiretap involving the same investigation							
NEVADA CLARK	2007-003	03/07/2007	-	-	-	-	-	-	1	MURDER
	2007-010	07/12/2007	-	-	-	-	-	-	1	NARCOTICS
	2007-022	11/19/2007	-	-	-	-	-	-	4	NARCOTICS
NEW JERSEY BURLINGTON	2007-001	07/24/2007	-	-	-	-	-	-	3	NARCOTICS
	2007-003	08/09/2007	-	-	-	-	-	-	3	NARCOTICS
MONMOUTH	2007-005	01/18/2007	Linked to another wiretap involving the same investigation							
	2007-018	05/31/2007	-	-	-	-	-	4	21	NARCOTICS
MORRIS	2007-017	05/25/2007	-	-	-	-	-	-	2	NARCOTICS
STATE ATTORNEY GENERAL	2007-009	12/19/2006	-	-	2	-	-	-	2	NARCOTICS
	2007-045	07/27/2007	-	-	-	-	-	-	2	NARCOTICS
	2007-046	08/30/2007	-	-	-	-	-	-	5	RACKETEERING
	2007-048	10/22/2007	-	-	-	-	-	-	7	NARCOTICS
	2007-056	12/03/2007	-	-	-	-	-	-	3	NARCOTICS

¹ Motions: G = Granted, D = Denied, P = Pending.

SUPPLEMENTARY REPORT BY PROSECUTORS FOR INTERCEPTS TERMINATED IN CALENDAR YEAR 2007
AS OF DECEMBER 31, 2009 (CONTINUED)

State, County	A.O. Report Number in 2007 Report	Date of Application	Additional Activity During Calendar Year 2009								Persons Con- victed	Offense for Which Convicted
			Total Cost in \$	Persons Arrested	Trials Completed	Motions to Suppress Intercepts ¹						
						G	D	P				
NEW YORK												
FRANKLIN												
	2007-001	01/29/2007				Linked to another wiretap involving the same investigation						
NASSAU												
	2007-007	08/21/2007	-	-	-	-	-	-	2		USURY	
NY ORGANIZED CRIME TASK FORCE												
	2007-014	11/13/2007	-	-	-	-	-	-	5		NARCOTICS	
ONONDAGA												
	2007-001	08/24/2007	-	1	1	-	3	-	1		MURDER	
QUEENS												
	2008-198	(See Appendix Table B-1 in this year's report.)										
	2007-317	(See Appendix Table B-1 in this year's report.)										
	2007-318	(See Appendix Table B-1 in this year's report.)										
	2007-319	(See Appendix Table B-1 in this year's report.)										
	2007-320	(See Appendix Table B-1 in this year's report.)										
	2007-321	(See Appendix Table B-1 in this year's report.)										
	2007-322	(See Appendix Table B-1 in this year's report.)										
	2007-323	(See Appendix Table B-1 in this year's report.)										
	2007-324	(See Appendix Table B-1 in this year's report.)										
	2007-325	(See Appendix Table B-1 in this year's report.)										
	2007-326	(See Appendix Table B-1 in this year's report.)										
	2007-327	(See Appendix Table B-1 in this year's report.)										
	2007-328	(See Appendix Table B-1 in this year's report.)										
	2007-329	(See Appendix Table B-1 in this year's report.)										
	2007-330	(See Appendix Table B-1 in this year's report.)										
	2007-331	(See Appendix Table B-1 in this year's report.)										
	2007-332	(See Appendix Table B-1 in this year's report.)										
	2007-333	(See Appendix Table B-1 in this year's report.)										

¹ Motions: G = Granted, D = Denied, P = Pending.

SUPPLEMENTARY REPORT BY PROSECUTORS FOR INTERCEPTS TERMINATED IN CALENDAR YEAR 2007
AS OF DECEMBER 31, 2008 (CONTINUED)

State, County	A.O. Report Number in 2007 Report	Date of Application	Additional Activity During Calendar Year 2009								
			Total Cost in \$	Persons Arrested	Trials Completed	Motions to Suppress Intercepts ¹			Persons Con- victed	Offense for Which Convicted	
						G	D	P			
NEW YORK (CONTINUED)											
STATE ATTORNEY GENERAL											
	2007-001	08/24/2006	-	27	-	-	-	-	-		
SUFFOLK											
	2007-032	05/08/2007	-	-	-	-	-	-	9		NARCOTICS
PENNSYLVANIA											
STATE ATTORNEY GENERAL											
	2007-001	01/09/2007			Linked to another wiretap involving the same investigation						
	2007-015	08/23/2007	-	-	1	-	-	-	18		NARCOTICS

¹ Motions: G = Granted, D = Denied, P = Pending.

SUPPLEMENTARY REPORT BY PROSECUTORS FOR INTERCEPTS TERMINATED IN CALENDAR YEAR 2008
AS OF DECEMBER 31, 2009

State, County	A.O. Report Number in 2008 Report	Date of Application	Additional Activity During Calendar Year 2009							Persons Con- victed	Offense for Which Convicted
			Total Cost in \$	Persons Arrested	Trials Completed	Motions to Suppress Intercepts ¹					
						G	D	P			
ARIZONA											
MARICOPA											
	2008-004	09/26/2008	-	15	-	-	-	-	13	NARCOTICS	
	2008-007	05/14/2008	-	14	-	-	-	-	8	NARCOTICS	
	2008-18	(See Appendix Table B-1 in this year's report.)									
	2008-19	(See Appendix Table B-1 in this year's report.)									
	2008-20	(See Appendix Table B-1 in this year's report.)									
	2008-21	(See Appendix Table B-1 in this year's report.)									
	2008-22	(See Appendix Table B-1 in this year's report.)									
	2008-23	(See Appendix Table B-1 in this year's report.)									
PIMA											
	2008-1	(See Appendix Table B-1 in this year's report.)									
	2008-2	(See Appendix Table B-1 in this year's report.)									
CALIFORNIA											
CONTRA COSTA											
	2008-003	06/04/2008	-	12	-	-	-	-	6	NARCOTICS	
	2008-004	08/22/2008	-	6	-	-	-	-	2	NARCOTICS	
	2008-005	09/02/2008	-	5	-	-	-	-	4	NARCOTICS	
KINGS											
	2008-1	(See Appendix Table B-1 in this year's report.)									
	2008-2	(See Appendix Table B-1 in this year's report.)									
LOS ANGELES											
	2008-182	(See Appendix Table B-1 in this year's report.)									
	2008-183	(See Appendix Table B-1 in this year's report.)									
	2008-184	(See Appendix Table B-1 in this year's report.)									
	2008-185	(See Appendix Table B-1 in this year's report.)									
	2008-186	(See Appendix Table B-1 in this year's report.)									
	2008-187	(See Appendix Table B-1 in this year's report.)									

¹ Motions: G = Granted, D = Denied, P = Pending.

SUPPLEMENTARY REPORT BY PROSECUTORS FOR INTERCEPTS TERMINATED IN CALENDAR YEAR 2008
AS OF DECEMBER 31, 2009 (CONTINUED)

State, County	A.O. Report Number in 2008 Report	Date of Application	Additional Activity During Calendar Year 2009							Persons Con- victed	Offense for Which Convicted
			Total Cost in \$	Persons Arrested	Trials Completed	Motions to Suppress Intercepts ¹					
						G	D	P			
CALIFORNIA (CONTINUED)											
ORANGE											
	2008-8	(See Appendix Table B-1 in this year's report.)									
	2008-9	(See Appendix Table B-1 in this year's report.)									
	2008-10	(See Appendix Table B-1 in this year's report.)									
	2008-11	(See Appendix Table B-1 in this year's report.)									
	2008-12	(See Appendix Table B-1 in this year's report.)									
	2008-13	(See Appendix Table B-1 in this year's report.)									
	2008-14	(See Appendix Table B-1 in this year's report.)									
	2008-15	(See Appendix Table B-1 in this year's report.)									
	2008-16	(See Appendix Table B-1 in this year's report.)									
	2008-17	(See Appendix Table B-1 in this year's report.)									
	2008-18	(See Appendix Table B-1 in this year's report.)									
	2008-19	(See Appendix Table B-1 in this year's report.)									
	2008-21	(See Appendix Table B-1 in this year's report.)									
	2008-22	(See Appendix Table B-1 in this year's report.)									
	2008-23	(See Appendix Table B-1 in this year's report.)									
	2008-24	(See Appendix Table B-1 in this year's report.)									
	2008-25	(See Appendix Table B-1 in this year's report.)									
	2008-26	(See Appendix Table B-1 in this year's report.)									
	2008-27	(See Appendix Table B-1 in this year's report.)									
	2008-28	(See Appendix Table B-1 in this year's report.)									
	2008-29	(See Appendix Table B-1 in this year's report.)									
	2008-30	(See Appendix Table B-1 in this year's report.)									
	2008-31	(See Appendix Table B-1 in this year's report.)									
	2008-32	(See Appendix Table B-1 in this year's report.)									
	2008-33	(See Appendix Table B-1 in this year's report.)									

¹ Motions: G = Granted, D = Denied, P = Pending.

SUPPLEMENTARY REPORT BY PROSECUTORS FOR INTERCEPTS TERMINATED IN CALENDAR YEAR 2008
AS OF DECEMBER 31, 2009 (CONTINUED)

State, County	A.O. Report Number in 2008 Report	Date of Application	Additional Activity During Calendar Year 2009							
			Total Cost in \$	Persons Arrested	Trials Completed	Motions to Suppress Intercepts ¹			Persons Con- victed	Offense for Which Convicted
						G	D	P		
CALIFORNIA (CONTINUED)										
ORANGE (CONTINUED)										
	2008-34	(See Appendix Table B-1 in this year's report.)								
	2008-35	(See Appendix Table B-1 in this year's report.)								
	2008-37	(See Appendix Table B-1 in this year's report.)								
	2008-38	(See Appendix Table B-1 in this year's report.)								
	2008-39	(See Appendix Table B-1 in this year's report.)								
	2008-40	(See Appendix Table B-1 in this year's report.)								
	2008-41	(See Appendix Table B-1 in this year's report.)								
	2008-42	(See Appendix Table B-1 in this year's report.)								
	2008-43	(See Appendix Table B-1 in this year's report.)								
	2008-44	(See Appendix Table B-1 in this year's report.)								
	2008-45	(See Appendix Table B-1 in this year's report.)								
	2008-46	(See Appendix Table B-1 in this year's report.)								
	2008-47	(See Appendix Table B-1 in this year's report.)								
	2008-48	(See Appendix Table B-1 in this year's report.)								
	2008-49	(See Appendix Table B-1 in this year's report.)								
	2008-50	(See Appendix Table B-1 in this year's report.)								
	2008-51	(See Appendix Table B-1 in this year's report.)								
	2008-52	(See Appendix Table B-1 in this year's report.)								
	2008-53	(See Appendix Table B-1 in this year's report.)								
	2008-54	(See Appendix Table B-1 in this year's report.)								
	2008-55	(See Appendix Table B-1 in this year's report.)								
	2008-56	(See Appendix Table B-1 in this year's report.)								
	2008-57	(See Appendix Table B-1 in this year's report.)								
	2008-58	(See Appendix Table B-1 in this year's report.)								
	2008-59	(See Appendix Table B-1 in this year's report.)								

¹ Motions: G = Granted, D = Denied, P = Pending.

SUPPLEMENTARY REPORT BY PROSECUTORS FOR INTERCEPTS TERMINATED IN CALENDAR YEAR 2008
AS OF DECEMBER 31, 2009 (CONTINUED)

State, County	A.O. Report Number in 2008 Report	Date of Application	Additional Activity During Calendar Year 2009								Persons Con- victed	Offense for Which Convicted
			Total Cost in \$	Persons Arrested	Trials Completed	Motions to Suppress Intercepts ¹						
						G	D	P				
CALIFORNIA (CONTINUED)												
RIVERSIDE												
	2008-2	(See Appendix Table B-1 in this year's report.)										
	2008-3	(See Appendix Table B-1 in this year's report.)										
	2008-4	(See Appendix Table B-1 in this year's report.)										
	2008-5	(See Appendix Table B-1 in this year's report.)										
	2008-6	(See Appendix Table B-1 in this year's report.)										
	2008-7	(See Appendix Table B-1 in this year's report.)										
	2008-8	(See Appendix Table B-1 in this year's report.)										
	2008-9	(See Appendix Table B-1 in this year's report.)										
	2008-10	(See Appendix Table B-1 in this year's report.)										
	2008-11	(See Appendix Table B-1 in this year's report.)										
	2008-13	(See Appendix Table B-1 in this year's report.)										
	2008-14	(See Appendix Table B-1 in this year's report.)										
	2008-15	(See Appendix Table B-1 in this year's report.)										
	2008-16	(See Appendix Table B-1 in this year's report.)										
	2008-17	(See Appendix Table B-1 in this year's report.)										
	2008-18	(See Appendix Table B-1 in this year's report.)										
	2008-19	(See Appendix Table B-1 in this year's report.)										
	2008-20	(See Appendix Table B-1 in this year's report.)										
	2008-21	(See Appendix Table B-1 in this year's report.)										
	2008-22	(See Appendix Table B-1 in this year's report.)										
	2008-23	(See Appendix Table B-1 in this year's report.)										
	2008-24	(See Appendix Table B-1 in this year's report.)										
	2008-25	(See Appendix Table B-1 in this year's report.)										
	2008-27	(See Appendix Table B-1 in this year's report.)										
	2008-28	(See Appendix Table B-1 in this year's report.)										
	2008-29	(See Appendix Table B-1 in this year's report.)										

¹ Motions: G = Granted, D = Denied, P = Pending.

SUPPLEMENTARY REPORT BY PROSECUTORS FOR INTERCEPTS TERMINATED IN CALENDAR YEAR 2008
AS OF DECEMBER 31, 2009 (CONTINUED)

State, County	A.O. Report Number in 2008 Report	Date of Application	Additional Activity During Calendar Year 2009								Persons Con- victed	Offense for Which Convicted
			Total Cost in \$	Persons Arrested	Trials Completed	Motions to Suppress Intercepts ¹						
						G	D	P				
CALIFORNIA (CONTINUED)												
RIVERSIDE (CONTINUED)												
	2008-31	(See Appendix Table B-1 in this year's report.)										
	2008-32	(See Appendix Table B-1 in this year's report.)										
	2008-34	(See Appendix Table B-1 in this year's report.)										
	2008-36	(See Appendix Table B-1 in this year's report.)										
	2008-38	(See Appendix Table B-1 in this year's report.)										
	2008-39	(See Appendix Table B-1 in this year's report.)										
	2008-40	(See Appendix Table B-1 in this year's report.)										
	2008-41	(See Appendix Table B-1 in this year's report.)										
	2008-42	(See Appendix Table B-1 in this year's report.)										
	2008-43	(See Appendix Table B-1 in this year's report.)										
	2008-44	(See Appendix Table B-1 in this year's report.)										
	2008-45	(See Appendix Table B-1 in this year's report.)										
	2008-46	(See Appendix Table B-1 in this year's report.)										
	2008-47	(See Appendix Table B-1 in this year's report.)										
	2008-48	(See Appendix Table B-1 in this year's report.)										
	2008-49	(See Appendix Table B-1 in this year's report.)										
	2008-50	(See Appendix Table B-1 in this year's report.)										
	2008-51	(See Appendix Table B-1 in this year's report.)										
	2008-52	(See Appendix Table B-1 in this year's report.)										
SAN DIEGO												
	2008-010	02/13/2008			Linked to another wiretap involving the same investigation							
	2008-019	02/15/2008	-	-	-	-	-	-	2	NARCOTICS		
	2008-022	03/19/2008	-	-	-	-	-	-	2	NARCOTICS		
	2008-038	04/28/2008			Linked to another wiretap involving the same investigation							
	2008-082	11/07/2008	-	-	-	-	-	-	2	NARCOTICS		

¹ Motions: G = Granted, D = Denied, P = Pending.

TABLE B-2
STATE COURTS

CALENDAR YEAR 2009

**SUPPLEMENTARY REPORT BY PROSECUTORS FOR INTERCEPTS TERMINATED IN CALENDAR YEAR 2008
AS OF DECEMBER 31, 2009 (CONTINUED)**

State, County	A.O. Report Number in 2008 Report	Date of Application	Additional Activity During Calendar Year 2009							
			Total Cost in \$	Persons Arrested	Trials Completed	Motions to Suppress Intercepts ¹			Persons Con- victed	Offense for Which Convicted
						G	D	P		
CALIFORNIA (CONTINUED)										
STANISLAUS										
	2008-004	03/04/2008	-	16	-	-	1	-	12	NARCOTICS
	2008-007	06/11/2008	-	5	-	-	-	-	-	
	2008-009	06/26/2008	-	3	-	-	-	-	3	NARCOTICS
COLORADO										
1ST JUDICIAL DISTRICT (JEFFERSON)										
	2008-001	01/22/2008			Linked to another wiretap involving the same investigation					
	2008-007	08/29/2008			Linked to another wiretap involving the same investigation					
	2008-015	10/22/2008			Linked to another wiretap involving the same investigation					
2ND JUDICIAL DISTRICT (DENVER)										
	2008-1	(See Appendix Table B-1 in this year's report.)								
	2008-2	(See Appendix Table B-1 in this year's report.)								
	2008-3	(See Appendix Table B-1 in this year's report.)								
4TH JUDICIAL DISTRICT (EL PASO)										
	2008-007	02/14/2008	-	-	-	-	-	-	4	NARCOTICS
	2008-015	03/20/2008	-	-	-	-	-	-	1	NARCOTICS
	2008-024	09/18/2008	-	-	-	-	-	-	4	NARCOTICS
10TH JUDICIAL DISTRICT (PUEBLO)										
	2008-005	08/27/2008	-	1	-	-	-	-	1	NARCOTICS
21ST JUDICIAL DISTRICT (MESA)										
	2008-001	01/31/2008	-	-	-	-	-	-	1	NARCOTICS
FLORIDA										
17TH JUDICIAL CIRCUIT (BROWARD)										
	2008-001	12/21/2007	-	-	-	-	-	-	6	RACKETEERING
18TH JUDICIAL CIRCUIT (BREVARD/SEMINOLE)										
	2008-001	07/07/2008	-	-	-	-	-	-	1	NARCOTICS
19TH JUDICIAL CIRCUIT (SAINT LUCIE)										
	2008-3	(See Appendix Table B-1 in this year's report.)								

¹ Motions: G = Granted, D = Denied, P = Pending.

SUPPLEMENTARY REPORT BY PROSECUTORS FOR INTERCEPTS TERMINATED IN CALENDAR YEAR 2008
AS OF DECEMBER 31, 2009 (CONTINUED)

State, County	A.O. Report Number in 2008 Report	Date of Application	Additional Activity During Calendar Year 2009							
			Total Cost in \$	Persons Arrested	Trials Completed	Motions to Suppress Intercepts ¹			Persons Con- victed	Offense for Which Convicted
						G	D	P		
GEORGIA										
COBB	2008-001	06/18/2008	82,211	37	-	-	-	-	-	
GRIFFIN										
	2008-1	(See Appendix Table B-1 in this year's report.)								
GWINNETT										
	2008-001	11/15/2007	-	-	-	-	-	4	8	NARCOTICS
	2008-006	03/08/2008	-	-	-	-	-	-	3	NARCOTICS
	2008-013	05/08/2008	-	-	-	-	-	6	-	
	2008-017	06/20/2008	-	-	-	-	2	2	2	NARCOTICS
	2008-022	10/01/2008	-	-	-	-	-	1	9	NARCOTICS
	2008-31	(See Appendix Table B-1 in this year's report.)								
	2008-32	(See Appendix Table B-1 in this year's report.)								
	2008-33	(See Appendix Table B-1 in this year's report.)								
	2008-34	(See Appendix Table B-1 in this year's report.)								
	2008-35	(See Appendix Table B-1 in this year's report.)								
HOUSTON										
	2008-1	(See Appendix Table B-1 in this year's report.)								
	2008-2	(See Appendix Table B-1 in this year's report.)								
	2008-3	(See Appendix Table B-1 in this year's report.)								
	2008-4	(See Appendix Table B-1 in this year's report.)								
INDIANA										
MARION										
	2008-1	(See Appendix Table B-1 in this year's report.)								
	2008-2	(See Appendix Table B-1 in this year's report.)								
	2008-3	(See Appendix Table B-1 in this year's report.)								
	2008-4	(See Appendix Table B-1 in this year's report.)								
	2008-5	(See Appendix Table B-1 in this year's report.)								
	2008-6	(See Appendix Table B-1 in this year's report.)								

¹ Motions: G = Granted, D = Denied, P = Pending.

SUPPLEMENTARY REPORT BY PROSECUTORS FOR INTERCEPTS TERMINATED IN CALENDAR YEAR 2008
AS OF DECEMBER 31, 2009 (CONTINUED)

State, County	A.O. Report Number in 2008 Report	Date of Application	Additional Activity During Calendar Year 2009								
			Total Cost in \$	Persons Arrested	Trials Completed	Motions to Suppress Intercepts ¹			Persons Con- victed	Offense for Which Convicted	
						G	D	P			
INDIANA (CONTINUED)											
MARION (CONTINUED)											
	2008-7	(See Appendix Table B-1 in this year's report.)									
MORGAN											
	2008-001	01/09/2008	Linked to another wiretap involving the same investigation								
KANSAS											
SALINE											
	2008-001	10/03/2008	-	2	1	-	-	1	-		
MISSISSIPPI											
HINDS											
	2008-1	(See Appendix Table B-1 in this year's report.)									
RANKIN											
	2008-1	(See Appendix Table B-1 in this year's report.)									
NEVADA											
CLARK											
	2008-003	01/15/2008	-	-	-	-	-	-	1	NARCOTICS	
	2008-010	03/12/2008	-	-	1	-	-	-	1	MURDER	
	2008-012	03/24/2008	-	2	-	-	-	-	1	NARCOTICS	
	2008-016	05/01/2008	-	1	-	-	-	-	1	MURDER	
	2008-026	06/25/2008	8	-	-	-	-	-	1	NARCOTICS	
	2008-032	08/12/2008	-	-	-	-	-	-	2	NARCOTICS	
WASHOE											
	2008-001	06/30/2008	-	-	-	-	-	-	14	NARCOTICS	
NEW JERSEY											
BERGEN											
	2008-1	(See Appendix Table B-1 in this year's report.)									
	2008-2	(See Appendix Table B-1 in this year's report.)									
	2008-3	(See Appendix Table B-1 in this year's report.)									
	2008-4	(See Appendix Table B-1 in this year's report.)									
	2008-5	(See Appendix Table B-1 in this year's report.)									

¹ Motions: G = Granted, D = Denied, P = Pending.

SUPPLEMENTARY REPORT BY PROSECUTORS FOR INTERCEPTS TERMINATED IN CALENDAR YEAR 2008
AS OF DECEMBER 31, 2009 (CONTINUED)

State, County	A.O. Report Number in 2008 Report	Date of Application	Additional Activity During Calendar Year 2009							Persons Con- victed	Offense for Which Convicted
			Total Cost in \$	Persons Arrested	Trials Completed	Motions to Suppress Intercepts ¹					
						G	D	P			
NEW JERSEY (CONTINUED)											
BERGEN (CONTINUED)											
	2008-6	(See Appendix Table B-1 in this year's report.)									
	2008-7	(See Appendix Table B-1 in this year's report.)									
	2008-8	(See Appendix Table B-1 in this year's report.)									
	2008-9	(See Appendix Table B-1 in this year's report.)									
	2008-10	(See Appendix Table B-1 in this year's report.)									
	2008-11	(See Appendix Table B-1 in this year's report.)									
BURLINGTON											
	2008-002	04/23/2008	-	-	-	-	-	-	1	MURDER	
	2008-003	07/07/2008	-	-	-	-	-	-	6	NARCOTICS	
	2008-006	07/16/2008	-	-	-	-	-	-	3	NARCOTICS	
CAPE MAY											
	2008-001	02/05/2008	74,300	12	-	1	1	-	3	NARCOTICS	
GLOUCESTER											
	2008-2	(See Appendix Table B-1 in this year's report.)									
HUDSON											
	2008-005	08/07/2008	-	-	-	-	-	-	7	NARCOTICS	
MIDDLESEX											
	2008-001	05/29/2008	-	1	-	1	1	-	3	NARCOTICS	
MONMOUTH											
	2008-001	12/21/2007	-	-	-	-	-	6	2	NARCOTICS	
MORRIS											
	2008-005	11/02/2008	-	-	-	-	-	-	9	NARCOTICS	
	2008-10	(See Appendix Table B-1 in this year's report.)									
OCEAN											
	2008-1	(See Appendix Table B-1 in this year's report.)									
	2008-2	(See Appendix Table B-1 in this year's report.)									

¹ Motions: G = Granted, D = Denied, P = Pending.

SUPPLEMENTARY REPORT BY PROSECUTORS FOR INTERCEPTS TERMINATED IN CALENDAR YEAR 2008
AS OF DECEMBER 31, 2009 (CONTINUED)

State, County	A.O. Report Number in 2008 Report	Date of Application	Additional Activity During Calendar Year 2009							Persons Con- victed	Offense for Which Convicted
			Total Cost in \$	Persons Arrested	Trials Completed	Motions to Suppress Intercepts ¹					
						G	D	P			
NEW JERSEY (CONTINUED)											
OCEAN (CONTINUED)											
	2008-3	(See Appendix Table B-1 in this year's report.)									
	2008-4	(See Appendix Table B-1 in this year's report.)									
	2008-5	(See Appendix Table B-1 in this year's report.)									
	2008-6	(See Appendix Table B-1 in this year's report.)									
	2008-7	(See Appendix Table B-1 in this year's report.)									
	2008-8	(See Appendix Table B-1 in this year's report.)									
	2008-9	(See Appendix Table B-1 in this year's report.)									
	2008-10	(See Appendix Table B-1 in this year's report.)									
	2008-11	(See Appendix Table B-1 in this year's report.)									
	2008-12	(See Appendix Table B-1 in this year's report.)									
SALEM											
	2008-1	(See Appendix Table B-1 in this year's report.)									
	2008-2	(See Appendix Table B-1 in this year's report.)									
	2008-3	(See Appendix Table B-1 in this year's report.)									
STATE ATTORNEY GENERAL											
	2008-001	01/11/2008	-	-	-	-	-	-	4	NARCOTICS	
	2008-019	04/17/2008	-	-	-	-	-	-	6	MURDER	
	2008-032	08/15/2008	-	-	-	-	-	-	6	NARCOTICS	
	2008-40	(See Appendix Table B-1 in this year's report.)									
	2008-41	(See Appendix Table B-1 in this year's report.)									
	2008-42	(See Appendix Table B-1 in this year's report.)									
	2008-43	(See Appendix Table B-1 in this year's report.)									
	2008-44	(See Appendix Table B-1 in this year's report.)									
	2008-45	(See Appendix Table B-1 in this year's report.)									
	2008-46	(See Appendix Table B-1 in this year's report.)									
	2008-47	(See Appendix Table B-1 in this year's report.)									

¹ Motions: G = Granted, D = Denied, P = Pending.

SUPPLEMENTARY REPORT BY PROSECUTORS FOR INTERCEPTS TERMINATED IN CALENDAR YEAR 2008
AS OF DECEMBER 31, 2009 (CONTINUED)

State, County	A.O. Report Number in 2008 Report	Date of Application	Additional Activity During Calendar Year 2009							Persons Con- victed	Offense for Which Convicted
			Total Cost in \$	Persons Arrested	Trials Completed	Motions to Suppress Intercepts ¹					
						G	D	P			
NEW JERSEY (CONTINUED)											
STATE ATTORNEY GENERAL (CONTINUED)											
	2008-48	(See Appendix Table B-1 in this year's report.)									
	2008-49	(See Appendix Table B-1 in this year's report.)									
	2008-50	(See Appendix Table B-1 in this year's report.)									
	2008-51	(See Appendix Table B-1 in this year's report.)									
NEW YORK											
NASSAU											
	2008-001	01/03/2008	-	1	-	-	-	-	3	GAMBLING	
	2008-003	05/09/2008	-	-	-	-	-	-	9	NARCOTICS	
	2008-004	09/22/2008	-	-	-	-	-	-	1	NARCOTICS	
	2008-005	10/07/2008	-	-	-	-	-	-	10	GAMBLING	
NEW YORK											
	2008-1	(See Appendix Table B-1 in this year's report.)									
NY ORGANIZED CRIME TASK FORCE											
	2008-013	07/01/2008	-	23	-	-	-	-	24	NARCOTICS	
	2008-015	08/20/2008	-	13	-	-	-	-	13	NARCOTICS	
QUEENS											
	2008-196	(See Appendix Table B-1 in this year's report.)									
	2008-197	(See Appendix Table B-1 in this year's report.)									
	2008-199	(See Appendix Table B-1 in this year's report.)									
	2008-200	(See Appendix Table B-1 in this year's report.)									
	2008-201	(See Appendix Table B-1 in this year's report.)									
	2008-202	(See Appendix Table B-1 in this year's report.)									
	2008-203	(See Appendix Table B-1 in this year's report.)									
	2008-204	(See Appendix Table B-1 in this year's report.)									
	2008-206	(See Appendix Table B-1 in this year's report.)									
	2008-208	(See Appendix Table B-1 in this year's report.)									
	2008-209	(See Appendix Table B-1 in this year's report.)									

¹ Motions: G = Granted, D = Denied, P = Pending.

SUPPLEMENTARY REPORT BY PROSECUTORS FOR INTERCEPTS TERMINATED IN CALENDAR YEAR 2008
AS OF DECEMBER 31, 2009 (CONTINUED)

State, County	A.O. Report Number in 2008 Report	Date of Application	Additional Activity During Calendar Year 2009								Persons Con- victed	Offense for Which Convicted
			Total Cost in \$	Persons Arrested	Trials Completed	Motions to Suppress Intercepts ¹						
						G	D	P				
NEW YORK (CONTINUED)												
QUEENS (CONTINUED)												
	2008-210	(See Appendix Table B-1 in this year's report.)										
	2008-211	(See Appendix Table B-1 in this year's report.)										
	2008-212	(See Appendix Table B-1 in this year's report.)										
	2008-213	(See Appendix Table B-1 in this year's report.)										
	2008-214	(See Appendix Table B-1 in this year's report.)										
	2008-215	(See Appendix Table B-1 in this year's report.)										
	2008-216	(See Appendix Table B-1 in this year's report.)										
	2008-217	(See Appendix Table B-1 in this year's report.)										
	2008-218	(See Appendix Table B-1 in this year's report.)										
	2008-219	(See Appendix Table B-1 in this year's report.)										
	2008-220	(See Appendix Table B-1 in this year's report.)										
	2008-221	(See Appendix Table B-1 in this year's report.)										
	2008-222	(See Appendix Table B-1 in this year's report.)										
	2008-223	(See Appendix Table B-1 in this year's report.)										
	2008-224	(See Appendix Table B-1 in this year's report.)										
	2008-225	(See Appendix Table B-1 in this year's report.)										
	2008-226	(See Appendix Table B-1 in this year's report.)										
	2008-227	(See Appendix Table B-1 in this year's report.)										
	2008-228	(See Appendix Table B-1 in this year's report.)										
	2008-229	(See Appendix Table B-1 in this year's report.)										
	2008-230	(See Appendix Table B-1 in this year's report.)										
	2008-231	(See Appendix Table B-1 in this year's report.)										
	2008-232	(See Appendix Table B-1 in this year's report.)										
	2008-233	(See Appendix Table B-1 in this year's report.)										
	2008-234	(See Appendix Table B-1 in this year's report.)										
	2008-235	(See Appendix Table B-1 in this year's report.)										

¹ Motions: G = Granted, D = Denied, P = Pending.

SUPPLEMENTARY REPORT BY PROSECUTORS FOR INTERCEPTS TERMINATED IN CALENDAR YEAR 2008
AS OF DECEMBER 31, 2009 (CONTINUED)

State, County	A.O. Report Number in 2008 Report	Date of Application	Additional Activity During Calendar Year 2009							Persons Con- victed	Offense for Which Convicted
			Total Cost in \$	Persons Arrested	Trials Completed	Motions to Suppress Intercepts ¹					
						G	D	P			
NEW YORK (CONTINUED)											
QUEENS (CONTINUED)											
	2008-236	(See Appendix Table B-1 in this year's report.)									
	2008-237	(See Appendix Table B-1 in this year's report.)									
	2008-238	(See Appendix Table B-1 in this year's report.)									
	2008-239	(See Appendix Table B-1 in this year's report.)									
	2008-240	(See Appendix Table B-1 in this year's report.)									
	2008-241	(See Appendix Table B-1 in this year's report.)									
	2008-242	(See Appendix Table B-1 in this year's report.)									
	2008-243	(See Appendix Table B-1 in this year's report.)									
	2008-244	(See Appendix Table B-1 in this year's report.)									
	2008-245	(See Appendix Table B-1 in this year's report.)									
	2008-246	(See Appendix Table B-1 in this year's report.)									
	2008-247	(See Appendix Table B-1 in this year's report.)									
	2008-248	(See Appendix Table B-1 in this year's report.)									
	2008-249	(See Appendix Table B-1 in this year's report.)									
	2008-250	(See Appendix Table B-1 in this year's report.)									
	2008-251	(See Appendix Table B-1 in this year's report.)									
	2008-252	(See Appendix Table B-1 in this year's report.)									
	2008-253	(See Appendix Table B-1 in this year's report.)									
	2008-254	(See Appendix Table B-1 in this year's report.)									
	2008-255	(See Appendix Table B-1 in this year's report.)									
	2008-256	(See Appendix Table B-1 in this year's report.)									
	2008-257	(See Appendix Table B-1 in this year's report.)									
	2008-258	(See Appendix Table B-1 in this year's report.)									
	2008-259	(See Appendix Table B-1 in this year's report.)									
	2008-260	(See Appendix Table B-1 in this year's report.)									
	2008-261	(See Appendix Table B-1 in this year's report.)									

¹ Motions: G = Granted, D = Denied, P = Pending.

SUPPLEMENTARY REPORT BY PROSECUTORS FOR INTERCEPTS TERMINATED IN CALENDAR YEAR 2008
AS OF DECEMBER 31, 2009 (CONTINUED)

State, County	A.O. Report Number in 2008 Report	Date of Application	Additional Activity During Calendar Year 2009								Persons Con- victed	Offense for Which Convicted
			Total Cost in \$	Persons Arrested	Trials Completed	Motions to Suppress Intercepts ¹						
						G	D	P				
NEW YORK (CONTINUED)												
QUEENS (CONTINUED)												
	2008-262	(See Appendix Table B-1 in this year's report.)										
	2008-263	(See Appendix Table B-1 in this year's report.)										
	2008-264	(See Appendix Table B-1 in this year's report.)										
	2008-265	(See Appendix Table B-1 in this year's report.)										
	2008-266	(See Appendix Table B-1 in this year's report.)										
	2008-267	(See Appendix Table B-1 in this year's report.)										
	2008-268	(See Appendix Table B-1 in this year's report.)										
	2008-269	(See Appendix Table B-1 in this year's report.)										
	2008-270	(See Appendix Table B-1 in this year's report.)										
	2008-271	(See Appendix Table B-1 in this year's report.)										
	2008-272	(See Appendix Table B-1 in this year's report.)										
	2008-273	(See Appendix Table B-1 in this year's report.)										
	2008-274	(See Appendix Table B-1 in this year's report.)										
	2008-275	(See Appendix Table B-1 in this year's report.)										
	2008-276	(See Appendix Table B-1 in this year's report.)										
	2008-277	(See Appendix Table B-1 in this year's report.)										
	2008-278	(See Appendix Table B-1 in this year's report.)										
	2008-279	(See Appendix Table B-1 in this year's report.)										
	2008-280	(See Appendix Table B-1 in this year's report.)										
	2008-281	(See Appendix Table B-1 in this year's report.)										
	2008-282	(See Appendix Table B-1 in this year's report.)										
	2008-283	(See Appendix Table B-1 in this year's report.)										
	2008-284	(See Appendix Table B-1 in this year's report.)										
	2008-285	(See Appendix Table B-1 in this year's report.)										
	2008-286	(See Appendix Table B-1 in this year's report.)										
	2008-287	(See Appendix Table B-1 in this year's report.)										

¹ Motions: G = Granted, D = Denied, P = Pending.

SUPPLEMENTARY REPORT BY PROSECUTORS FOR INTERCEPTS TERMINATED IN CALENDAR YEAR 2008
AS OF DECEMBER 31, 2009 (CONTINUED)

State, County	A.O. Report Number in 2008 Report	Date of Application	Additional Activity During Calendar Year 2009							Persons Con- victed	Offense for Which Convicted
			Total Cost in \$	Persons Arrested	Trials Completed	Motions to Suppress Intercepts ¹					
						G	D	P			
NEW YORK (CONTINUED)											
QUEENS (CONTINUED)											
	2008-288	(See Appendix Table B-1 in this year's report.)									
	2008-289	(See Appendix Table B-1 in this year's report.)									
	2008-290	(See Appendix Table B-1 in this year's report.)									
	2008-291	(See Appendix Table B-1 in this year's report.)									
	2008-292	(See Appendix Table B-1 in this year's report.)									
	2008-293	(See Appendix Table B-1 in this year's report.)									
	2008-294	(See Appendix Table B-1 in this year's report.)									
	2008-295	(See Appendix Table B-1 in this year's report.)									
	2008-296	(See Appendix Table B-1 in this year's report.)									
	2008-297	(See Appendix Table B-1 in this year's report.)									
	2008-298	(See Appendix Table B-1 in this year's report.)									
SCHENECTADY											
	2008-002	10/23/2008	Linked to another wiretap involving the same investigation								
SUFFOLK											
	2008-004	03/03/2008	-	-	-	-	-	-	6	NARCOTICS	
	2008-005	03/03/2008	-	-	-	-	-	-	10	NARCOTICS	
	2008-007	03/03/2008	-	-	2	-	-	-	-		
	2008-012	03/03/2008	Linked to another wiretap involving the same investigation								
	2008-024	04/30/2008	-	-	-	-	-	-	1	OTHER	
	2008-037	08/12/2008	-	-	-	-	-	-	11	NARCOTICS	
	2008-039	11/07/2008	-	-	-	-	-	-	3	ROBBERY	
OKLAHOMA											
STATE ATTORNEY GENERAL											
	2008-001	05/21/2008	-	17	-	-	1	-	14	NARCOTICS	
	2008-002	06/30/2008	-	16	1	-	-	-	16	NARCOTICS	
	2008-003	09/18/2008	-	14	-	-	2	-	14	NARCOTICS	

¹ Motions: G = Granted, D = Denied, P = Pending.

SUPPLEMENTARY REPORT BY PROSECUTORS FOR INTERCEPTS TERMINATED IN CALENDAR YEAR 2008
AS OF DECEMBER 31, 2009 (CONTINUED)

State, County	A.O. Report Number in 2008 Report	Date of Application	Additional Activity During Calendar Year 2009							
			Total Cost in \$	Persons Arrested	Trials Completed	Motions to Suppress Intercepts ¹			Persons Con- victed	Offense for Which Convicted
						G	D	P		
PENNSYLVANIA										
MONTGOMERY	2008-001	01/29/2008	-	-	16	-	-	-	16	NARCOTICS
	2008-005	06/20/2008	-	1	6	-	-	-	6	NARCOTICS
STATE ATTORNEY GENERAL										
	2008-001	03/13/2008			Linked to another wiretap involving the same investigation					
	2008-003	07/15/2008	-	8	6	-	6	-	6	CORRUPTION
	2008-004	09/09/2008			Linked to another wiretap involving the same investigation					
TENNESSEE										
11TH JUDICIAL CIRCUIT (HAMILTON)										
	2008-008	07/11/2008	-	6	-	-	-	-	-	
20TH JUDICIAL DISTRICT (DAVIDSON)										
	2008-19	(See Appendix Table B-1 in this year's report.)								
	2008-20	(See Appendix Table B-1 in this year's report.)								
30TH JUDICIAL DISTRICT (SHELBY)										
	2008-001	09/25/2008	-	34	-	-	-	-	-	
TEXAS										
TRAVIS										
	2008-001	12/05/2008	89,124	-	-	-	-	-	-	
WISCONSIN										
SHEBOYGAN										
	2008-001	11/18/2008	-	21	-	-	-	-	-	
WYOMING										
1ST JUDICIAL DISTRICT										
	2008-001	09/16/2008	-	19	-	-	-	-	19	NARCOTICS

¹ Motions: G = Granted, D = Denied, P = Pending.