

PalmWork

Welcome ! MaxSecret is a security program to store your confidential information securely.



MaxSecret provides a secure place to store your private information likes credit cards information, bank accounts PIN, password, Login ID, and anything that are highly confidential.

Using the latest industry-leading PGP encryption technology : twofish algorithms (adopted in the latest version of PGP ver. 7.0), MaxSecret encrypts your confidential information in your palm and cannot retrieve without your permission.

Co-operate with master lock, private record and user-friendly interface, you can store secrets in your palm without any worry.

Features in MaxSecret

Encryption

Twofish cipher algorithm (256-bit) is a new 256-bit block cipher, symmetric algorithm. It is one of five algorithms that the U.S. National Institute of Standards and Technology (NIST) is considering as a replacement for the current Advanced Encryption Standard (AES). Twofish is now adopted in latest version of Pretty Good Privacy (PGP Desktop Security 7.0) .

Private Record

Support Palm private record feature to hide record in MaxSecret.

Master Lock

Lock MaxSecret and its database to prevent any illegal/accidental access.

Mask Password

Each record has its dedicated password. i.e. Somebody knows one password cannot equal to access all your other records. Password supports maximum 32 characters, numbers and symbols.

Lock/Mask Record

You can select to lock your whole record or only to mask selected information in record. When you lock your record, you cannot view your data until you input correct mask password. When you mask your fields in record, you can view any insensitive information but mask your confidential information for safety. You cannot edit your record until you input correct mask password.

Multiple Record Types

You can create different record types in different categories and can view individual record types for easier access.

Single/Double Columns Display

You can view one column or two columns in main screen depend on your situation.

Advance Sorting

Sorting by column1 or column2 in ascending or descending order.

Intelligence Search

Highlighted the matched record.

User-Friendly Interface

You can select your wanted information to display in main screen and select any information for encryption. Moreover you can hide the option panel for larger view area.

Password Generator

Can generate from 4 to 12 characters password in random.

Issue/Expire Date Selector

Easier to input issue or expire date.

Record Access Information

Stored your create record date, last access record date and usage.

Features Description



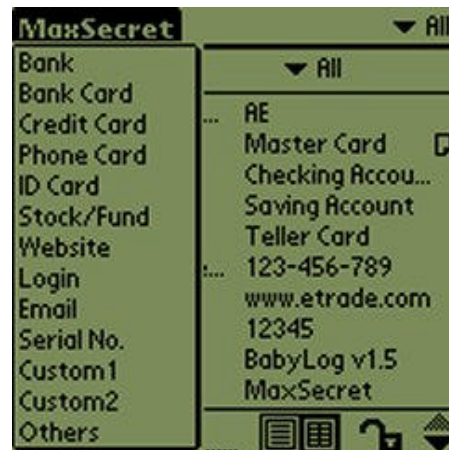
MaxSecret organizes all your personal information into your palm. You can view, edit, encrypt your confidential data anytime and anywhere.



MaxSecret can display in single column or double columns to meet your situation.



You can create 13 different record types, such as bank account, credit card, login, etc.



You can categorize your records into 13 different categories.



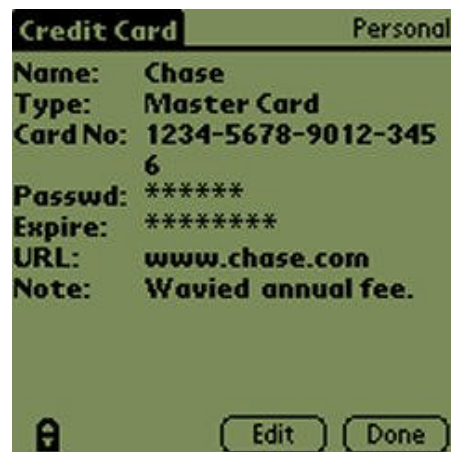
The example shown the records displayed in "Credit Card" category.



The example shown the records displayed in "Website" category.



Search a record is easy. Just input the first character of the record, MaxSecret will highlight the matched one.



Tap a record in the main screen will display the record. If there is some confidential data in your record, MaxSecret will hide the confidential data. If the record is locked, you should input mask password to view the record detail.

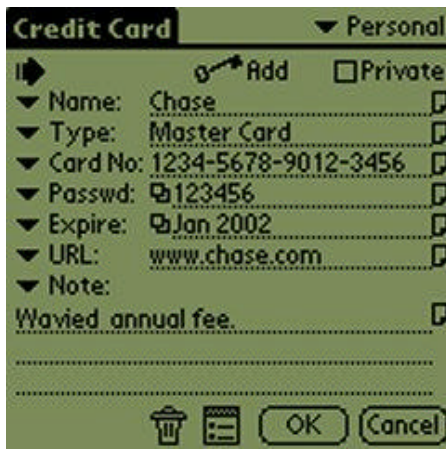
How to Use



1. Firstly, you should create your favor record type by clicking "New" button (located at left lower corner) and select one of thirteen record types.



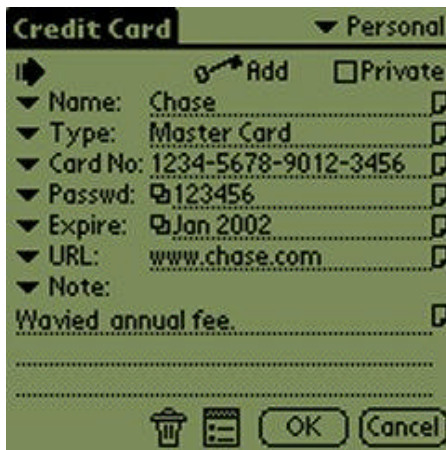
2. You can choose field title and input your data into each field. Select the fields display in main screen column1 and column2 by tapping the square under "1" and "2". If you want to encrypt the field in the record, you can tap the square under "M". ("1", "2" and "M" are located at the left hand sides of the top).



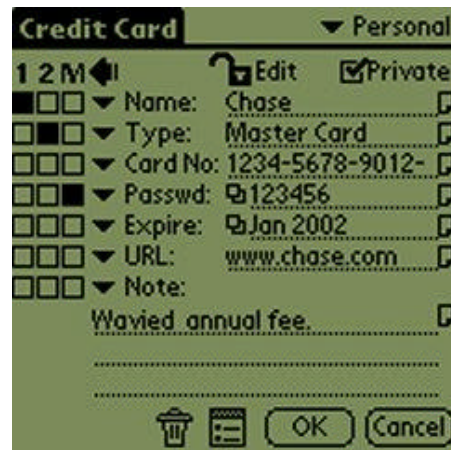
3. If you want to obtain larger viewable screen, you can tap the Show/Hide option button (left arrow located on the top) to hide the squares.



4. If you want to encrypt your information or lock a record, you should tap the "Add" mask password button (located in the middle of top). The mask password can accept up to 32 characters, numbers, even symbols.



5. After input mask password, the "Add" button will change to "Edit" button. Tap the "Edit" button allows you to edit or delete the mask password. Tap the "OK" button to save your record or the "Cancel" button to give up this record.



6. If you want to hide your record, check the private check box and set private records to "Hide" in your palm Security.



7. After you press "OK" or "Cancel" button, the edited record will be highlighted in main table.



8. If you want to lock MaxSecret to prevent illegal access your information, you can tap the "Key" icon to add a master lock.

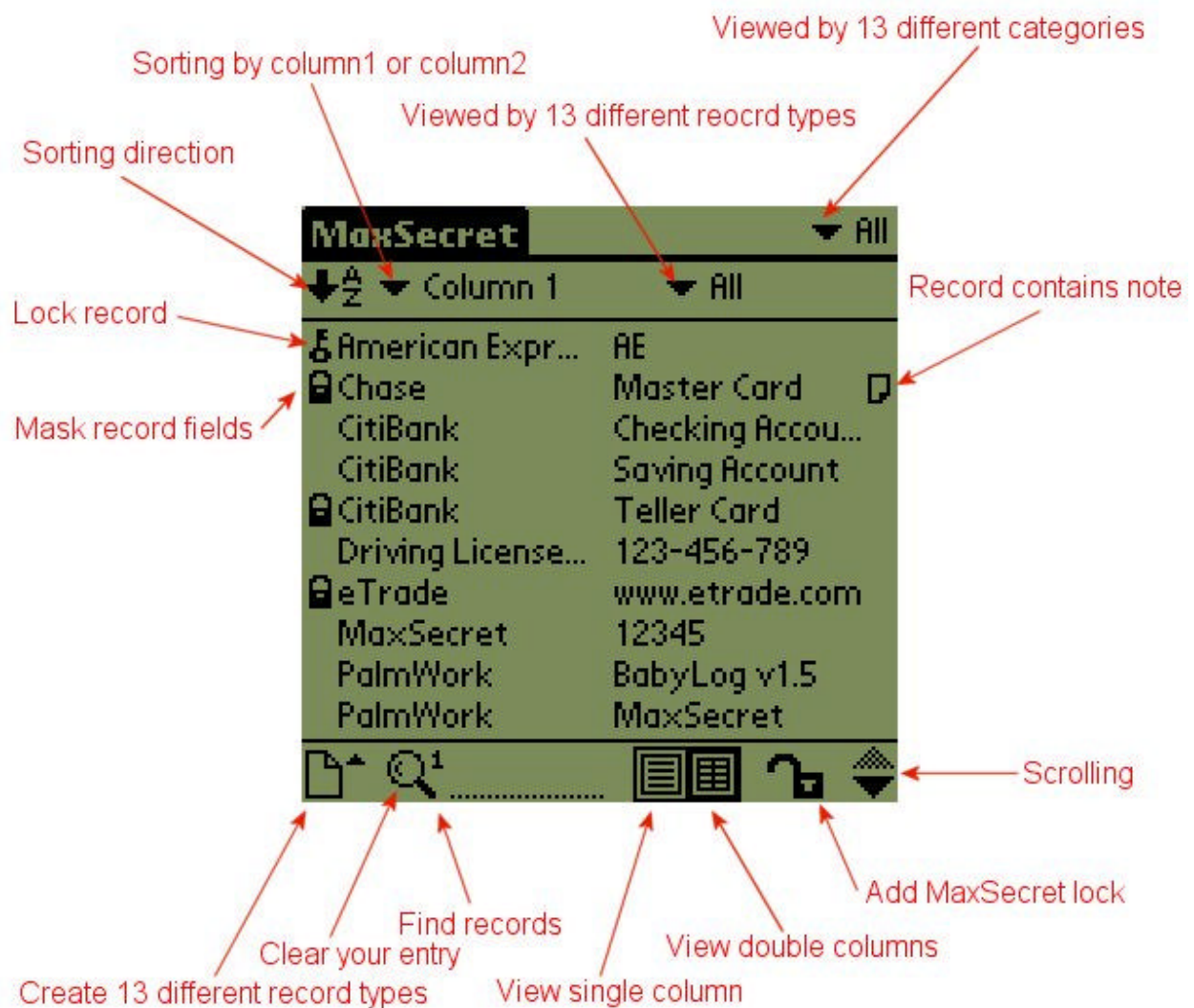


9. If you want to edit your master lock, tap the "Open Lock" to delete or assign a new master lock.

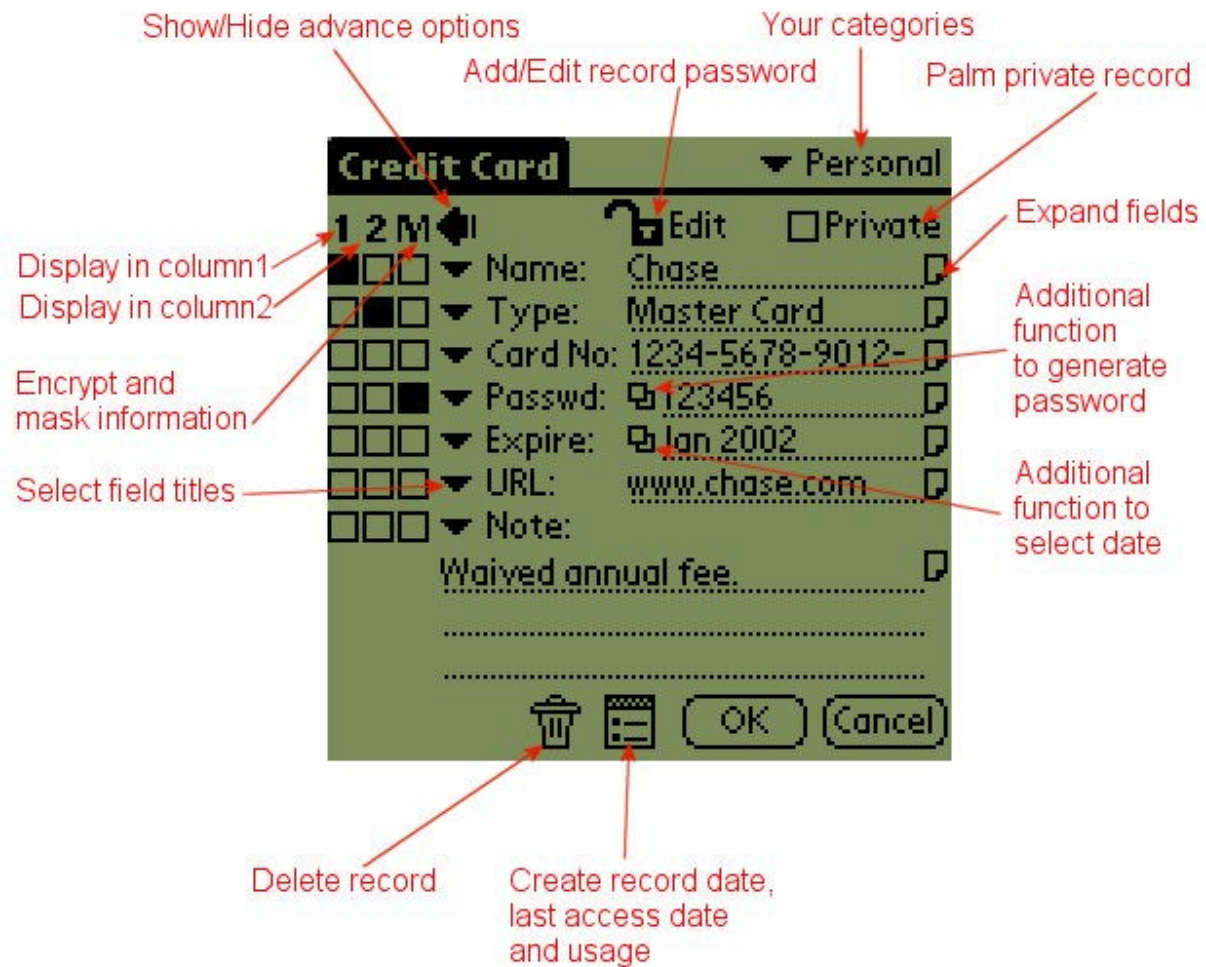


10. For the unregistered version, you can store up to 10 records in MaxSecret. If you think MaxSecret can help you a lot, please register it and enjoy it.

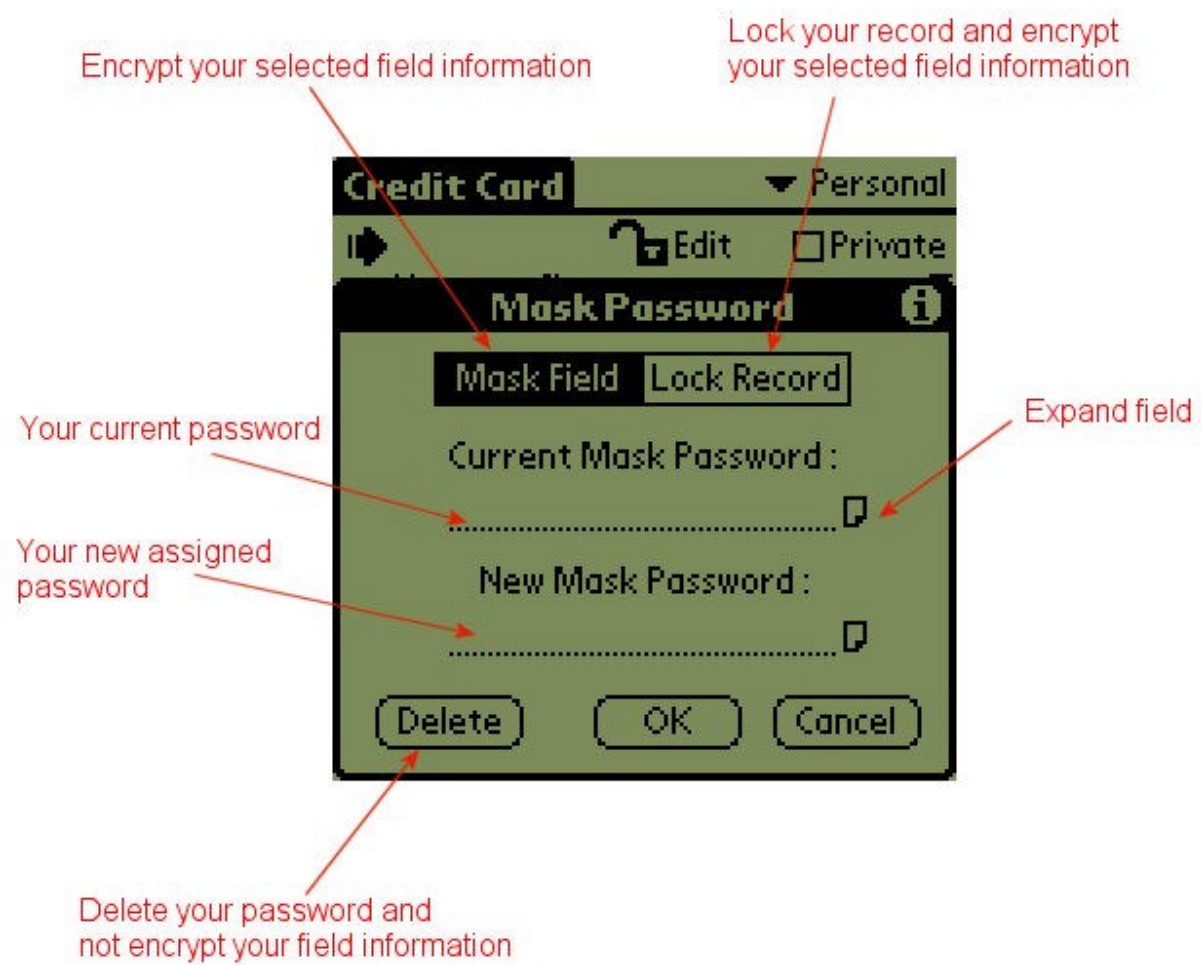
Screen Description



Screenshot in Main Table



Screenshot in Edit Record



Screenshot in Assign Password