REVISIONS				
LTR	DESCRIPTION	E.C.N.	DATE	BY/APP'D
A	RELEASE TO DOCUMENT CONTROL	323	06/06/2001	AS/TL/SN

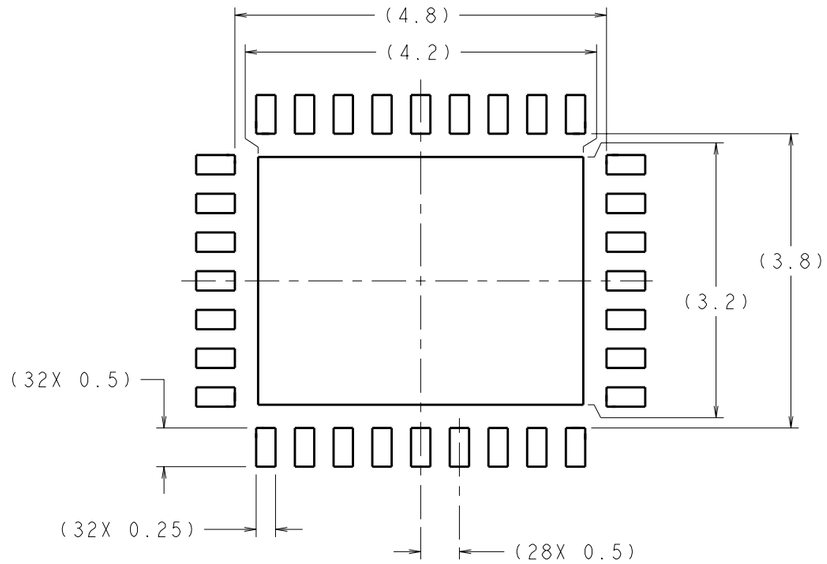

RECOMMENDED LAND PATTERN
1:1 RATIO WITH PKG SOLDER PADS

DIMENSIONS ARE IN MILLIMETERS

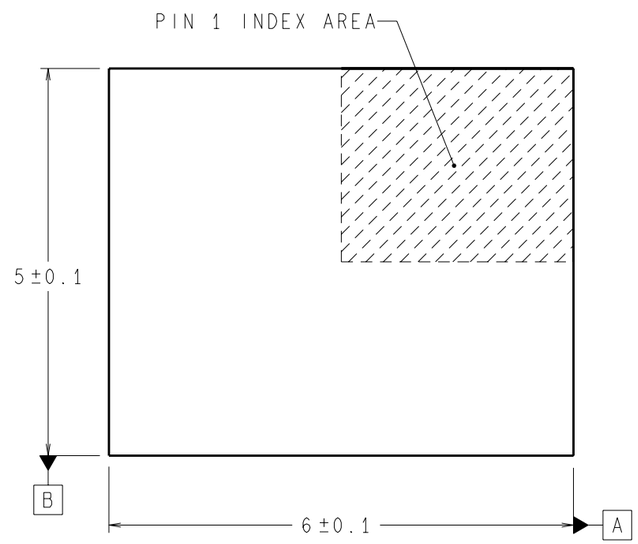

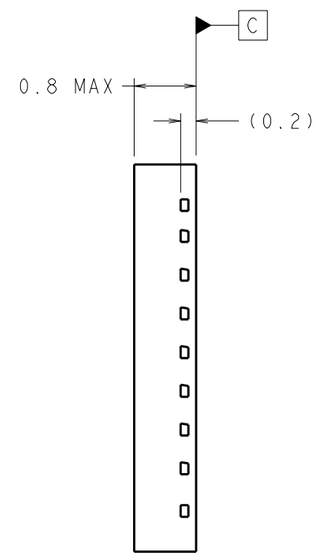

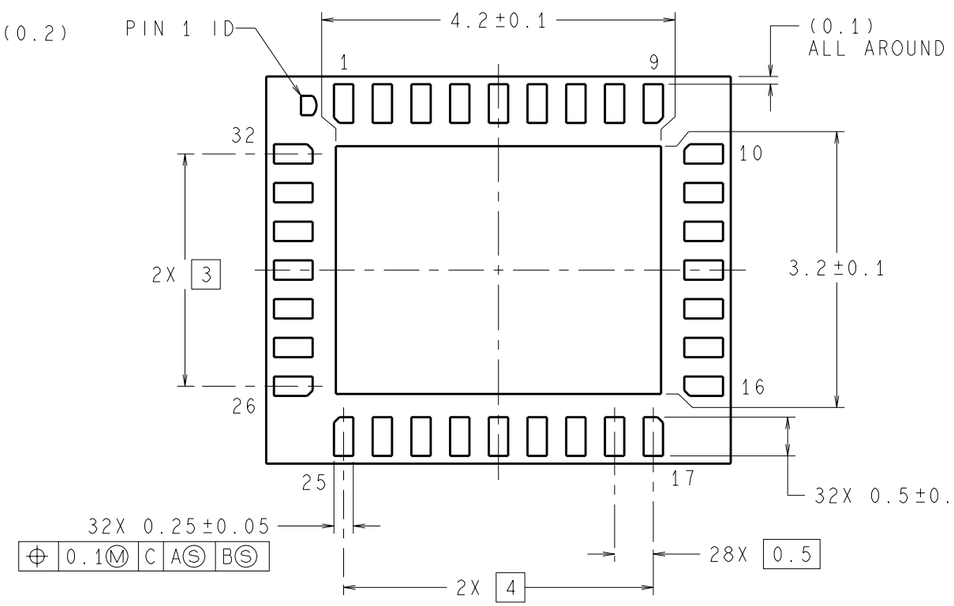

NOTES: UNLESS OTHERWISE SPECIFIED

1. STANDARD LEAD FINISH TO BE 5.08 MICROMETERS MINIMUM LEAD/TIN (SOLDER) ON COPPER.
2. REFERENCE JEDEC REGISTRATION MO-220, VARIATION WJHD.

APPROVALS	DATE
DRAWN AFZNIZAM S.	06/06/2001
DFTG. CHK. THANH LEQUANG	06/06/2001
ENGR. CHK. N. SANTHIRAN	06/06/2001

PROJECTION INCH [MM]

National Semiconductor
2900 Semiconductor Dr, Santa Clara, CA 95052-8090

LLP, PLASTIC, QUAD,
6 X 5 X 0.8mm BODY,
32 LD, 0.5mm PITCH

SCALE	SIZE	DRAWING NUMBER	REV
N/A	C	(SC)MKT-LQA32B	A

DO NOT SCALE DRAWING | SHEET 1 of 1