REVISIONS				
LTR	DESCRIPTION	E.C.N.	DATE	BY/APP'D
A	RELEASE TO DOCUMENT CONROL	12444	04/28/2000	SN/TL/AL
B	EXPOSED DAP: 4.3 X 4.3 WAS 5.2 X 5.2	480	10/25/2001	TL/SN

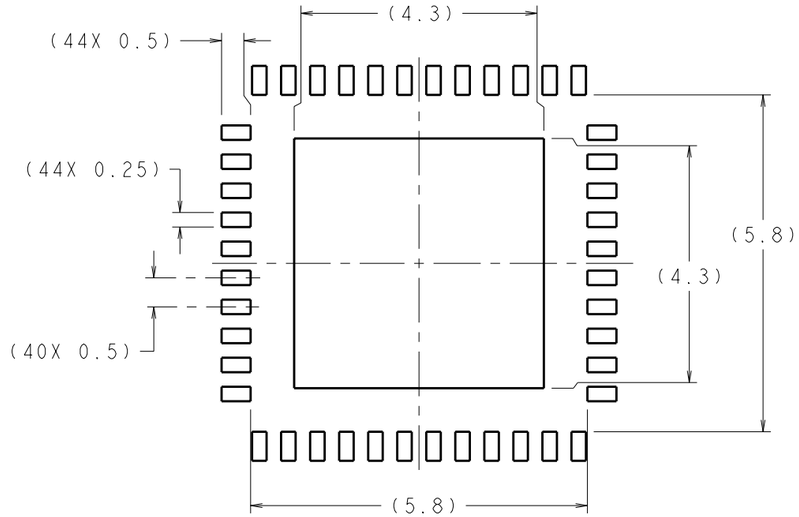

RECOMMENDED LAND PATTERN
1:1 RATION WITH PKG SOLDER PADS

DIMENSIONS ARE IN MILLIMETERS

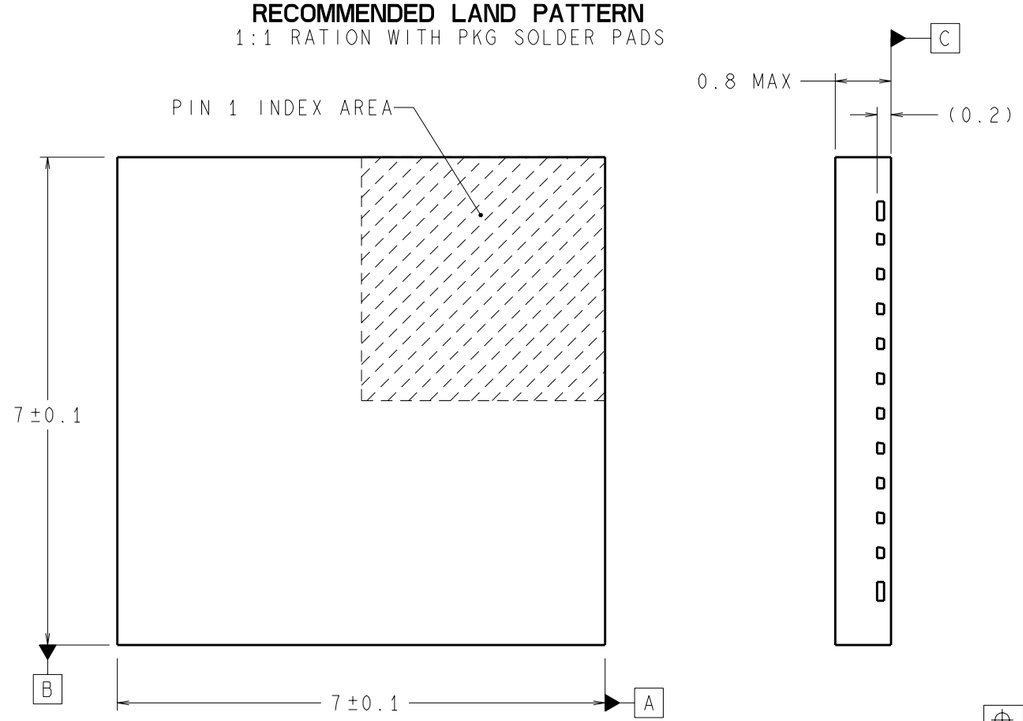

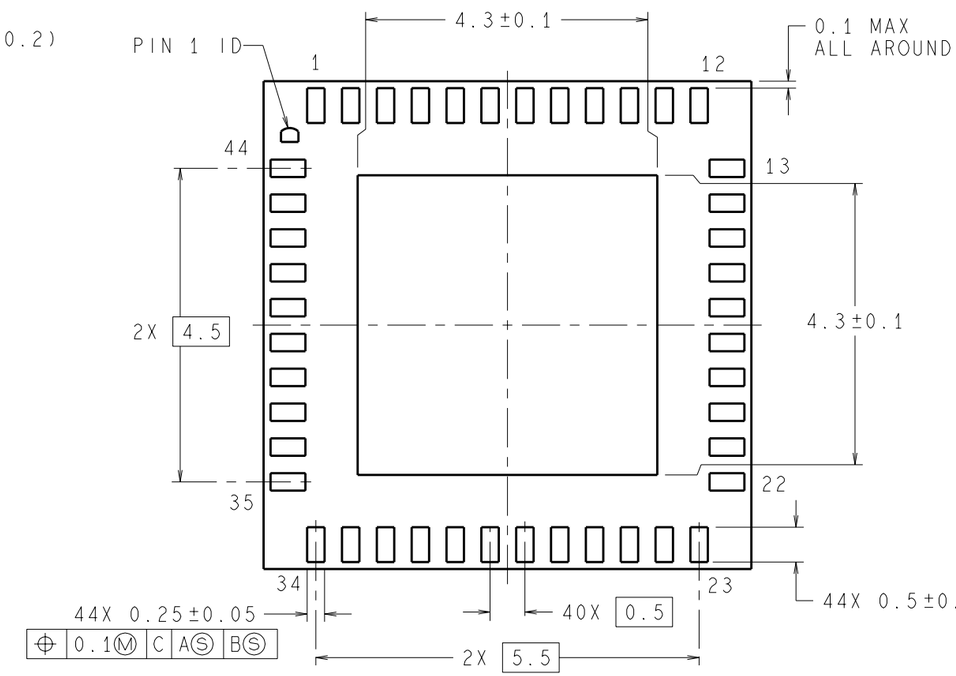

NOTES: UNLESS OTHERWISE SPECIFIED

1. STANDARD LEAD FINISH TO BE 5.08 MICROMETERS MINIMUM LEAD/TIN (SOLDER) ON COPPER.

2. NO JEDEC REGISTRATION AS OF OCTOBER 2001.

APPROVALS	DATE
DRAWN N. SANTHIRAN & TL	04/28/2000
DFTG. CHK. MARTA SUCHY	10/25/2001
ENGR. CHK. S. NADARAJAH	10/25/2001

PROJECTION INCH [MM]

National Semiconductor
2900 Semiconductor Dr, Santa Clara, CA 95052-8090

LLP, PLASTIC, QUAD,
7 X 7 X 0.75 mm BODY,
44 LD, 0.5 mm PITCH

SCALE	SIZE	DRAWING NUMBER	REV
N/A	C	(SC)MKT-LQA44A	B

FORMERLY: N/A

SHEET 1 of 1