

AMATEUR ROBOTICS • MICROCONTROLLERS • COMPUTER CONTROL • ELECTRONICS Q&A

Nuts & Volts

September 2000

Vol. 21 No. 9


Exploring Electronics And Technology For A New Millennium

Meet "World Peace"

Design Contest First Place Winner



Hexapod II From Lynxmotion At This Year's GEAR Robot Rendezvous



Flat-panel Satellite TV Antennas From SATCOM Show Good Performance On The Water



U.S. \$4.50 CANADA \$6.50



www.nutsvolts.com

LED Graph Circuits

Build An IR Remote Control
Toggle Switch

Kill AC Hum With A Deep Notch
60 Hz Rejection Filter

Clearing Up TV Reception Afloat

AND MORE!

PROFESSIONAL DISK DUPLICATION

CLONE, TEST OR REPAIR ANY HARD DRIVE

\$995!



- SUPPORTS IDE, SCSI, SCA & NOTEBOOK DRIVES
- COPIES AND SERVICES HARD DRIVES
- PRINTS TEST REPORTS ON YOUR PRINTER
- DATA RECOVERY MODE BUILT-IN

Copy entire hard drives with this pro service station. Set up any SCSI or IDE drive with your original software. Attach a blank drive and press start. Make copies quickly and easily.

Use the built-in drive service system to make used drives run like new! Eliminate defective sectors, and restore hard drives to error-free condition with the factory re-mapping system. Test hard drives for top reliability using the built-in test feature. Print analysis reports on any standard parallel printer. Get the technology used by drive repair services. Call today!

25GB MP3 PLAYER

\$395!

after mail-in rebate



- PLAYS OVER 10,000 SONGS FROM HARD DISK!
- PLAYS STANDARD AUDIO AND MP3 CDs AND CD-R
- DOWNLOADS MP3 FROM CD-R TO HARD DRIVE
- POWER AMPLIFIER DRIVES SPEAKERS DIRECTLY

MP3 is here! Get high performance digital sound and store over 15,000 songs on hard disk. Download over 300 songs from a single CD!

Grab new music from the net. Use your PC to create custom MP3 CDs with just the songs you like. Load them to the internal hard drive for realistic, 3-D theater sound. Patented digital signal processing gives you crystal clear sound. No PC connection is required. Connect any stereo system, or directly power external speakers. Get digital sound and room-filling bass.

The hard drive organizes your music in folders. ID-3 tags display the title, album, and artist on a large LCD. Use the jukebox feature for an entire evening of great music. Play songs randomly or in sequence from the internal hard drive. Unlike CD changers, the A/V certified 25 GB hard drive won't wear out, even under continuous use. Call now and try your MP3 player tomorrow!



CORPORATE SYSTEMS CENTER

3310 WOODWARD AVE. • SANTA CLARA, CA 95054

WWW.DUPEIT.COM

408 330-5524

Over 80% of the Fortune 500 depend on CSC products. Shouldn't you? Call today. Most orders ship within 24 hours! Call now for more information and a free price comparison guide. Quantity discounts are available for dealers and system builders. Copyright laws must be observed when duplicating CDs and hard drives. © 2000 CSC.

COPY ANY CD NOW NO PC REQUIRED

from \$995!



- MULTI-FORMAT DUPLICATION - FAST AND EASY!
- DUAL 8X DRIVES MAKE TWO COPIES AT ONCE
- INTERNAL 25GB HARD DRIVE STORES IMAGES
- PRO AUDIO MODEL HAS SP/DIFF AND ANALOG I/O

Instantly copy music and CD-ROM compact discs. Make backup copies of your favorite music and software on rugged, permanent CDs. Produce discs quickly and economically. Make custom audio CDs with just the songs you like.

Use our dual drive units to copy two CDs simultaneously, or choose the Pro Audio model to make crystal clear music CDs from any analog or digital source. Dupe-It copiers are totally self-contained. No additional software or hardware is required. Call today for more information!

MULTI DRIVE IDE DUPLICATORS

from \$495!



- COPIES EVERYTHING, PARTITIONS, O/S, THE WORKS!
- BOTH STANDARD AND ULTRA, FOUR AND SEVEN DRIVE MODELS ARE AVAILABLE NOW!
- THE ULTIMATE HIGH SPEED PRODUCTION TOOL FOR SYSTEM BUILDERS AND CORPORATE MIS

Copy entire hard drives with ease. Multi-drive duplicators are an essential tool for dealers and system builders. Why spend hours installing and formatting drives when you can dupe them instantly? Work like the pros. Get your own multi-drive, stand-alone duplicators today. CSC offers a complete line of four and seven drive copiers in both standard and ultra versions. Ultra models transfer data faster than any hard drive! Rates of over 1GB per minute are supported.

Set up any IDE drive with all your original software. Attach blank target drives, and press "start". It's that easy! You can duplicate four drives in less time than it takes to copy one on a fast PC! Your duplicate drives will be identical, bit-for-bit perfect copies, with all the files, partitions, and information on the original drive. Building systems is tough enough. Why spend hours installing software? Save time. Save money. Call today and let us Fed-X your duplicator for a risk-free evaluation!

...brings you a potpourri of high-tech goodies for the techno-tinkerer!
For thirty years we have been your source for Silicon Valley exotica!

License-Free Two-Way Radio!

- ◆ Fanon "Courier KF-310, factory-new in box!
- ◆ Stay in touch at the park, in the mall or on the road!
- ◆ Transmits up to two-mile range without a license!
- ◆ Full-power (.5W) with extras not found on others!
- ◆ LCD backlit display for use day or night
- ◆ Uses new "Family Radio Service band -- all 14 channels, plus 38-channel CTCSS encode-decode
- ◆ VOX or Push-to-talk, w/3-type call tone
- ◆ Auto "power save" mode, auto-squelch
- ◆ Monitor button, speaker/mic jack, wrist strap
- ◆ Uses four "AAA" batteries (not included)
- ◆ Perfect for camping, sports, roadtrips, work...more!



Now...Special Bulk Purchase allows us to offer a reduced price!

Extra Special! Pack of 16 AAA Heavy Duty batteries, only \$2.95!

HSC#18198 \$39.95/ea
...or Get TWO for \$74.95

Seagate 1 GB Hard Drive!


- ◆ Seagate ST31012A 1 GB 3.5" hard drive
- ◆ Great for back-up, add-on or small dedicated systems
- ◆ IDE 40-pin connector
- ◆ Refurbished, 90-day HSC warranty



HSC# 18275 \$39.50

Tiny Color CCD Camera!

- ◆ Camera-on-a-board measures 1.87" x 1.3", 1" thick!
- ◆ Has glass micro-lens element, not pinhole lens
- ◆ DSP on board for auto white-balance, shutter
- ◆ Standard NTSC composite video output
- ◆ 350 lines horiz. resolution, good low-light sensitivity
- ◆ Uses 4 - 5 VDC, only 150 mA! Three AA batteries would power it for over six hours!
- ◆ New in OEM pkg. (no box), 90-day HSC warranty



HSC#18209 \$69.95

Quality Surge Suppression!

- ◆ Tripp Lite 'Isobar'
- ◆ Multi-outlet surge suppressor / line filter
- ◆ Four outlets, two isolated filter banks
- ◆ Clean pulls, 30 day HSC warranty
- ◆ Compare at \$49.95!



HSC# 18315 \$19.50

- ◆ Tripp Lite 'Isobar6'
- ◆ Premium surge suppressor / line filter
- ◆ Six outlets, three isolated filter banks
- ◆ Clean pulls, 30 day HSC warranty
- ◆ Compare at \$65.00!



HSC# 18314 \$25.00

SCSI Drive Cases

Just in...two new styles of SCSI drive case. Perfect for those RAID systems, server backup, or other mass storage systems! Both feature: Power and drive status LEDs, front panel off/on switch, SCSI ID switch, fan-cooled switching power supply. Attractive beige color, curved front panels. Rear panel is punched for SCSI-1 (ICN-50) daisy-chain connectors, internal SCSI cable not included. Brand new in box, 90-day warranty

- ◆ Two-bay case
- ◆ RCA Jacks/ Sound Cable incl.
- ◆ Measures 6.3" x 7.0" x 11.25"
- ◆ 80-watt power supply



HSC# 18267 \$39.95

- ◆ Four-bay case
- ◆ Measures 10.3" x 7.125" x 14.3"
- ◆ 200-watt power supply

HSC#18268 \$49.95

CAT-5e Cable Special!

- ◆ 350' Enhanced CAT5e 100MHz horizontal cable
- ◆ 4-Pair, 24 AWG solid conductor
- ◆ Meets UL/CSA TIA/EIA 56A standards
- ◆ Exceeds proposed 1 GHz Standards
- ◆ Available in White, Blue or Grey - Your choice
- ◆ Price is for 1000' spool -- wire your house!

HSC#5E8XX1001 \$69.00

Keypad Mouse!



- ◆ 'Unia' mouse with multi-function keypad!
- ◆ Numeric & special function keys, including SHIFT, ALT, RETURN
- ◆ Unique all-in-one ergo design for easy data entries
- ◆ Ideal for CAD, spreadsheet, games...etc
- ◆ LED indicators, 400/1200dpi switchable
- ◆ PC/AT compatible, w 9-pin D conn.
- ◆ New, 90-day warranty

HSC# 80539 \$9.95

32X CD-ROM Drive!

- ◆ Acer Peripherals Model 632a
- ◆ Perfect for back-up, add-on or home-built systems
- ◆ Standard IDE 40-pin interface
- ◆ Refurbished, 90-day HSC warranty



HSC# 80537 \$39.50

Multimeter Specials!

- ◆ Model #AEEC-1890 3 1/2 Digit LCD DMM
- ◆ Adjustable large flip-up display for the easy viewing
- ◆ 0.5% basic accuracy, dual-slope integration A/D
- ◆ Measures AC/DC volts, ohms, current, capacitance, hFE & temperature (temp. probe included!)
- ◆ Ranges: 1000VDC, 700VrmsAC, 200 ohm - 200 Megohm, 20 mA - 20A, 2nF - 20 uF, NPN/PPN hFE
- ◆ Separate jacks for capacitors and transistors
- ◆ 'HOLD' function to capture measured peaks
- ◆ Soft rubber cradle protects meter, prevents skids
- ◆ Brand new! - With test leads
- ◆ Compare at prices of \$70, \$80 and up!



HSC# 80504 \$39.95

- ◆ Some people just don't like digital meters...
- ◆ Soltec HM102S 20 Kohm per Volt Multimeter
- ◆ Ranges: 0-1000VDC, 0-1000VAC, 0-50uA, 0.5, 5, 50 & 500 mA, 0-20 MOhm with X1, X10, x1K & X10K ranges
- ◆ Standard banana-plug test leads, manual included
- ◆ Carrying handle/stand, measures 3.5" x 5.25" x 1.5", mirrored dial for parallax-corrected readings
- ◆ New, 90-day warranty



HSC# 18260 \$9.95

ATX Computer Power Supply

- ◆ Power Computing TCX-20D
- ◆ Perfect for upgrading! Put modern motherboards into older cases
- ◆ 200W fan-cooled power supply
- ◆ Standard Mini-tower form-factor, ATX connector
- ◆ Units are brand new w/90-day warranty




HSC#18304 \$17.50

Unique Project Base for Video Hackers!

- ◆ Perfect for experimenters, tinkerers and the just curious...Logitech Videoman videoconference camera system!
- ◆ These were sold with Hewlett Packard S-700 UNIX workstations for videoconference capability
- ◆ The camera's brightness, contrast and shutter speed can be PC bus controllable
- ◆ We have technical data sheets for the camera. A condensed information sheet is included with camera pinouts and basic specs. Full specification document (camera only) available for \$2.00 (cost of printing)
- ◆ The camera is on a weighted stand that extends from 13" tall to over 20" tall
- ◆ Color camera is digital output only (not NTSC as was previously believed)
- ◆ Note: HP and Logitech will provide no information on these items!
- ◆ Interface box has two SCSI-II ports on back, and a DC power input (we do not have the adapter), and on the front it has a mic. out jack, composite video input (BNC), and the connector for the camera cable
- ◆ Units are new!

Now! Some technical data is available (Camera only)!

HSC#17503 Lower Price for set! \$19.95
HSC#17503a Camera Only \$12.50
HSC#17503b Interface Only \$12.50



SCSI Adapters for PC's

- ◆ Initio INI-9100AS high-performance PCI host adapter
- ◆ Supports 32-bit data transfers up to 133MB/sec, 10MB/sec. sync transfers
- ◆ PNP compatible, includes manual & driver disk
- ◆ PCI 2.1 compliant, auto-termination on board
- ◆ Compatible with CD & CD-Rs, optical & tape drives, scanners, 'Zip' & 'Jaz' drives, NON-bootable



HSC#18218 \$29.50

- ◆ Adaptech model AVA-1505AI -- Brand Name Quality!
- ◆ Single, complete PC connection
- ◆ For single non-bootable SCSI2 peripheral
- ◆ New, OEM pack, with install diskette & manual

HSC#17995 \$17.50

Special! ...w/DB25 adapter & cable \$19.95



Visit HSC's Website!

- ◆ Pay us a virtual visit on the World Wide Web!
- ◆ Simply point your browser to <http://www.halted.com>
- ◆ Site is constantly being revised, please visit often!
- ◆ Or, you can email your order to hscmail@halted.com

Weekly Web Specials!

- ◆ A new section has been added to our web page!
- ◆ Simply go to www.halted.com and click the top button!
- ◆ Items from our ads, as well as non-advertised items
- ◆ Also, you can download our catalog as Adobe PDF files

Call our
subscription
order only
line at
1-800-783-4624

Contents

VOLUME 21 • NO. 9 • SEPTEMBER 2000



Page 87



Page 5



columns ...

AMATEUR ROBOTICS NOTEBOOK	87	Robert Nansel
Planes, Trucks, and Ferries Highlights of this year's GEAR rendezvous.		
ELECTRONICS Q & A	12	TJ Byers
OPEN CHANNEL	74	Joe Carr
Let's be Radio/Electronics Safe ... Please? Joe shares some insights and personal experiences regarding the importance of safety precautions.		
STAMP APPLICATIONS	28	Jon Williams
A Talking Pet Trainer Utilizing the ISD25xxx series of chips (digital recorders) along with a BS2 in a project worth "squawking" about.		

10. Ham Gear for Sale	40	120. Components	62
20. Ham Gear Wanted	0	125. Microcontrollers	63
30. CB/Scanners	40	130. Antique Electronics	63
40. Music & Accessories	0	135. Aviation Electronics	63
50. Computer Hardware	40	140. Publications	64
60. Computer Software	41	145. Robotics	64
70. Computer Equip. Wanted	42	150. Plans/Kits/Schematics	64
80. Test Equipment	42	155. Manuals/Schem. Wanted	85
85. Security	42	160. Misc. Electronics For Sale	85
90. Satellite Equipment	58	170. Misc. Electronics Wanted	85
95. Military Surplus Electronics	58	175. BBS & Online Services	86
100. Audio/Video/Laser	59	180. Education	86
110. Cable TV	60	190. Business Opportunities	86
115. Telephone/Fax	62	200. Repairs/Services	86

Classified Ad Index

Advertiser's Index . . .	80	News Bytes	18
Classified Ad Info . . .	80	NV AdMart	77-79
Dealer Directory	73	NV Bookstore	50
Events Calendar	35	Prize Drawing	44
New Product News . . .	93	Reader Feedback . . .	18
		Tech Forum	65

Departments

articles ...

CLEARING UP TV RECEPTION AFLOAT	5	Gordon West
There is plenty that you can do to improve your existing TV reception whether down at the dock or out on the water.		
LED 'GRAPH' CIRCUITS	20	Ray Marston
A wide variety of practical LED dot-graph and bar-graph analog-value display circuits are presented.		
BUILD AN IR REMOTE CONTROL TOGGLE SWITCH	32	Fred Blechman
Just about every popular electronic device these days can be operated with an IR remote control. This "toggle transmitter" will allow you to turn on or off electrical devices from at least 20 feet away.		
HOW TO DRAW SCHEMATICS USING MS PAINT	43	Steve Daniels
Ever ask yourself "How do I draw neat, accurate schematics without spending a lot of money for special software?" You'll find your answer here ...		
AN EASY HUM KILLER — A DEEP NOTCH 60 Hz REJECTION FILTER	51	James Lyman
Remove annoying AC noise without altering your signals with the modular instrument described here. You can also incorporate the basic filter circuit into other designs requiring rejection of 60 Hz AC noise, such as audio applications.		
TAKING THINGS APART: THE JOY OF MICROCONTROLLER DISASSEMBLY — PART 2	68	Tim Deagan
A PIC 16C84 Disassembler in Python — This month, write code to implement the functions described in Part 1.		

Meet our Design Contest
1st Place Winner
"WORLD PEACE"

Lots of details on
Pages 48-49!!



Nuts & Volts (ISSN 1528-9885) is published monthly for \$19.00 per year by T & L Publications, Inc., 430 Princeland Court, Corona, CA 92879. PERIODICALS POSTAGE PAID AT CORONA, CA AND AT ADDITIONAL MAILING OFFICES. POSTMASTER: Send address changes to Nuts & Volts, 430 Princeland Court, Corona, CA 92879-1300.

CLEARING UP TV RECEPTION AFLOAT

by Gordon West

There is plenty that you can do to improve your existing television reception down at the anchorage, or out on the water.

Does your dockside TV reception from local stations give you nothing but ghosts? Is your portable dish at the dock regularly leading to frozen pictures? Is there an annoying white line which continuously goes from top to bottom clouding up your picture? If so, tune into radio expert Gordon West's tips for improving your reception aboard ...

There is plenty that you can do to improve your existing television reception down at the anchorage, or out on the water. Some less expensive, over-the-air antennas may work better than real fancy ones when you are at the dock. And did you hear that high-definition television is coming soon, and you don't necessarily need to sign up for a satellite system either? And if you are on satellite, have you heard about the new in-motion antennas that can keep the kids tuned in, even in heavy seas? Read on! I'll have a much clearer picture for you.

12 VOLT TVs


Unless you are aboard a mega-yacht, I suggest

marks that travel from top to bottom on your TV set. The reason for the interference is the design of inverter DC-to-AC "switcher" transistor circuits. The new type of inverters most certainly scale down the inverter physical size and up their rated capacity, but the new generation of inverters generate a harsh wave form that disturbs over-the-air TV reception with these annoying interference lines.

For the last five years, television manufacturers may offer their portable color TVs with house power, as well as 12-volt direct current capabilities, built in. Two power cords: one for the house, and a red and black one for automobile or marine use.

And while you are at it, why not shop for a portable 12-volt DC color TV with a built-in VCR? If you should drop hook in an area with absolutely no local reception nor a view of the sky for satellite reception, videotapes will give you hours of enjoyment. Pricing for a 9-inch color combo AC/DC TV with built-in VCR was seen as low as \$250.00 for a Phillips Magnavox portable set. Just be

The in-motion large size KVH satellite antenna.



Flat-panel satellite antenna. Performance was excellent!



a small boat installation start off with a 12-volt DC, 9-inch or 13-inch television. If you try to run a small AC-only television with a mobile inverter that changes 12 volts to 110VAC, you will constantly be troubled by interference from that inverter that may show up as horizontal hash

sure to look for the specific feature of AC/DC operation.

I would not be overly concerned that a new television purchased today with "just" analog reception will all of a sudden be obsolete tomorrow when regular TV signals go off the air in favor

of digital, high-scan-rate, high-definition broadcasts (HDTV). The Federal Communications Commission (FCC) is sensitive to the number of regular TV owners in the United States, and will not all of a sudden force analog TV transmissions off the air within the next few years. About the soonest we may be seeing a switch from local



thought there was nothing on UHF outside of your local cruising area, but indeed you may find your hometown big television station on the air over one of the UHF translator stations. Take a look at all you can get on UHF today when you are well away from your local port.

rectional antennas, resembling one of those flying saucers you throw to a friend, had good reception on the higher VHF channels, but didn't do very well on lower TV Channels 2 through 5. It takes a much larger omnidirectional antenna to pull in these lower channels, and we found terrific reception from the larger Shakespeare omnidirectional antennas, as well as those from Naval. Try to

The flat-panel direct broadcast satellite antenna did nearly as well as the dish shown here.

LOCAL RECEPTION ANTENNAS

Big white round antennas and small white round antennas are what we find for omnidirectional over-the-air TV reception aboard boats. These antenna systems usually have a built-in preamplifier, and voltage to run the preamplifier is sent up the same coax that downloads the VHF and UHF local transmitter signals. Some of these omnidirectional white antennas may also split out an additional coax cable for FM music reception on your little stereo unit aboard. However, for best FM stereo reception out on the water, I always recommend a common automobile antenna stashed somewhere, below decks, vertically polarized. If you want the ultimate in AM/FM reception, Shakespeare Antenna Group makes some dandy

white fiberglass AM/FM reception sticks.

These omnidirectional marine antennas may present a more strong picture than a set of rabbit ears down below, but the down side is their inherent susceptibility to multi-path ghosting when you are at the dock. If all you get is a collage of colors and multiple images on your omnidirectional antenna, I would say that this is perfectly normal down at the big marina. The omni antennas are simply overdoing their job by picking up second, third, and fourth bounced signals from nearby buildings and nearby sailboat masts. These come in slightly delayed from the main picture, and this is why you get ghosts. There is no easy way to minimize ghosts down at the marina with an omni antenna. Omnidirectional antennas work best when out at sea, or at an anchorage with little around you to reflect the TV

broadcast analog TV to local broadcast digital TV would be 2006; and if that date holds firm — which I truly doubt — there will be hundreds of add-on boxes that would turn your regular shipboard analog TV into a digital TV receiver — just like the present boxes that take digital satellite signals and present them easily on your color analog TV set over TV Channel 3.

Your local mega-watt TV transmitters operate free (with commercials) to you on the following channels and frequencies:

TV Channels 2 and 3
54 MHz to 72 MHz
TV Channels 4, 5 & 6
76 MHz to 88 MHz
FM stereo music
88 MHz to 108 MHz
TV Channels 7 to 13
174 MHz to 216 MHz
UHF TV Channels 14-88
512 MHz to 806 MHz

Elevated amplified omni TV antenna.

New local HD digital TV
512 MHz to 806 MHz
Direct broadcast satellite TV
1500 MHz

To receive local (we will call them terrestrial) TV signals, your present onboard television has a low and high VHF built-in tuner for Channels 2 through 13, and an additional built-in UHF tuner for local Channels 14 through 88. If you haven't looked through the local channels lately on UHF, you should do so! Many times remote areas of cruising are served by television translator signals only found on these UHF channels. You probably

signal coming in multipath and delayed.

Down at the dock, you would probably do better to go down to your local RadioShack store and invest in a little five-element VHF/UHF beam TV antenna. This will dramatically improve picture reception, and will dramatically decrease ghosting. When you are ready to take the cruise, fold up the directional antenna, and keep it out of the weather down below. It has done its job down at the dock.


During recent tests of omnidirectional marine television antennas, they all worked relatively well out in the harbor, and they all suffered from ghosting in close to the marina. The very small omni-

mount the antenna as high as possible from any other metals around your boat, then carefully wire in the little control box to 12 volts DC, and then make absolutely sure which end of the coax goes to the antenna, and which end of the coax goes to your TV set. Since that little black cube carries voltage for the antenna preamplifier, getting your leads mixed up and running coax with voltage on it to the television might mean an instant TV set burn out. Be careful here!

Shakespeare also makes a directional TV antenna enclosed in a small white dome. We tested this and found that it helps minimize ghosting. The directional Shakespeare antenna works off of a wired remote or even an infrared wireless remote, and the only disadvantage is you need to make adjustments at anchor when your boat swings on the hook. But the relatively new Shakespeare directional antenna does a nice job of minimizing ghosting down at the docks.

CABLE TELEVISION


Cable works great at the dock. When



you cast off, no more cable. Dockside cable reception is sometimes "fuzzy" due to salt air continuously eating up the cable connections.

SATELLITE TV RECEPTION

You might consider this as wireless cable reception, minus the cable. You add satellite television capabilities to your present analog AC/DC TV by subscribing to one of two satellite networks. One satellite network is called DirecTV, and the



reception from your amplified white omni antenna and then to direct satellite reception that you get with your dish or flat-panel aimed at the geostationary satellites.

But here comes the problem — most satellite receivers may only run on 110 VAC house power, so dust off that 300-watt inverter and put it to good use supplying house power to your satellite box for direct broadcast satellite reception. Luckily, direct broadcast satellite reception is unaffected by inverter hash, so you will get a nice clean picture as long as your TV jumper cables are nice and tight, and dressed as far away from the actual inverter as possible.

Incidentally, popular inverters like Heart, Trace, and Statpower will soon

micro-strip circuitry within the flat-panel with no white wand in front.

Voltage from your new satellite receiver is fed up the same coax that is pulling the signal in from the satellite, giving power to everything on the inside of that little wand on the dish or inside the flat-panel antenna system.

Once again, make absolutely sure you never get mixed up on what connection is going from the satellite box to the TV, and what connection is going from the satellite box to the external antenna. If you should get these two common-looking leads mixed up, you put direct current on the TV input, and this puts you off the air for good until you take the TV in and get it repaired. Don't get these connections backwards.

The decision on what system to purchase is going to be a mighty tough one — both the Dish Network, as well as DirecTV offer tempting \$29.95 program packages, comparable to what you would

KVH in motion direct broadcast satellite antenna going from RV to boat.

carry the Xantrex name exclusively in that all three companies have now been bought up by the Xantrex Corporation in British Columbia.

Your new direct broadcast satellite receiver takes coaxial cable to an externally mounted dish or flat panel that needs to be pointed squarely at the geosynchronous satellite. The dish or flat-panel concentrates the flea-powered satellite signal into a low-noise amplifier/down-converter seen on the end of the little arm on dish antennas that sits in the front of the dish. In the flat-panel antenna system, the down-converter is

get at home with a \$29.95 cable hook-up. Movie channels will cost you an additional \$10-\$20 a month, and so will the reception of a block of sports channels.

Good news for boaters in any area of the USA — the reception of local network affiliates like ABC, CBS, Fox, and NBC are now allowed by the FCC through our satellite system. Up until last year, many boaters not wanting to miss their local programming down at the marina had to sign up for satellite service at their aged grandmother's house, with a street address somewhere in the hills of Wyoming, outside of local TV coverage.

other is the Dish Network. You would normally subscribe to one, not both, because each system requires its own unique receiver.

The proprietary receiver converts satellite digital signals into analog TV output signals that feed directly to your regular TV set "F" antenna connector. The satellite box has an outside antenna connector so you can switch between over-the-air TV

Polaris can supply you with all of today's Hottest Video Technology, Micro Cameras to Professional Security Supplies

Color video camera
Power/Video cable
330 TV Lines
3.6mm Lens
LP-850c
\$179.95



Color & weatherproof
Power/Video cable
4.3mm Lens
WP-300c
\$229.95



1" (Dia.) x 2.6" (L) w/o stand
Weather Proof
LP-850p
\$119.95



LP-850w
\$169.95
Weather Proof



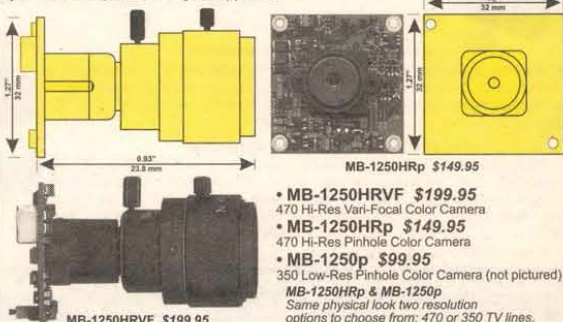
Built-In Infrared Illuminator, Camera can See in the Dark without Additional Light Source!

Color 400 TV Lines
Power/Video cable
Lens: C-mount
Auto Iris
7C-300ux
\$229.95



470 TV Lines Color "Micro-Zoom" Video Board Camera

470 TV Line Color Board Cameras. Technology has added high resolution to its smallest cameras. We've added a Vari-Focal lens to an already powerful board camera. The 4-8mm Vari-focal lens is a tool you won't be able to live without once you added this camera to your application.



MB-1250HRp \$149.95

• MB-1250HRVf \$199.95

470 Hi-Res Vari-Focal Color Camera

• MB-1250HRp \$149.95

470 Hi-Res Pinhole Color Camera

• MB-1250p \$99.95

350 Low-Res Pinhole Color Camera (not pictured)

MB-1250HRp & MB-1250p

Same physical look two resolution options to choose from: 470 or 350 TV lines.

Flat Screen TFT-LCD Monitors

TFT-4 \$209.95

Color 4" Screen.

(Size: 6" (W) x 4.5" (H) x 2" (D))

An excellent 4" monitor for one camera monitoring or for setting up cameras during installation or maintenance.



TFT-5.6 \$429.95

TFT-6.4 \$479.95

(Includes: patch cable & power supply)

Wireless Video

GW-2400S \$449.95

Includes: 2.4 Ghz Color Wireless Camera

Receiver with Built-In Monitor.

GM-2400 \$269.95

(Monitor/Receiver)

GW-2400 \$229.95

• 1 - 4 Transmitting Channels.

• Can be integrated with other wireless applications.

• Up to 985 ft. Operating Distance.

• Dimensions: 2.5" (W) x 2.18" (H) x 3.28" (D)

Video/Stereo Audio

Transmitter

Receiver

COLOR
5.6" TFT
and
6.4" TFT
Monitors



CM-500CBC, A tough aluminum cased Color CMOS camera with mounting bracket. BNC video & barrel power connection for Plug & Play hook-up. View through standard VCR or Monitor!

- 1/3" Color CMOS
- 380 - TV Line
- 1 LUX
- Lens 3.6 mm
- Auto Iris

CM-500CBC
\$129.95



Dimensions:
1.5" Sq.
without stand.

CMOS C-Mount B/W & Color Cameras



(Comes with a 3.6mm lens. Shown)

(C-Mount option w/o 3.6mm lens)



(Comes with a 3.6mm lens B/W model comes with stand)

B/W Camera: CM-220 \$69.95
Color Camera: CM-220c \$139.95

The CM-220 & CM-220c are truly outstanding performance cameras with 380 Line Resolution & C-Mount options.

Free
Polaris
Video
Catalog

15 Years of
Quality Service

Polaris Industries

<http://www.polarisusa.com>

1-800-752-3571

470 Armour Drive NE • Atlanta GA 30324-3943 • Tech Info 404.872.0722 • FAX 404.872.1038

Even though you explained to your television service provider that you would be viewing TV well away from your local port, they would not sign you up because of legal restraints from local TV broadcasters not wanting to miss any of their local audience. No more problems now — for about \$5.00 extra a month, you get East Coast and West Coast network coverage. If you don't like staying up late for Letterman or Leno on the West Coast, you can watch it three hours earlier from the East Coast feed!

But what are you going to do for pay-per-view when you are out at anchor and you just discovered a movie that you and the kids really wouldn't want to miss, and are happy to pay for? Since you're out on the boat, you don't have a telephone that hooks into your TV box, so you can't tell your box via the remote control to beam you down a pay-per-view movie.

What you must do is call the Dish Network or DirecTV on the phone, and speak with a cus-

tomers service agent via your cellular or VHF radiotelephone and explain to them you want to sign up for a specific movie. This may cost you a couple of extra bucks, but it can be done.

So how can your receiver know what you paid for and what they won't allow you to see for your basic monthly price? This is the job of that special card that inserts in the receiver when you first buy it that allows for the reception of the channels you have paid for with your monthly assessment. This card is actually a miniaturized, integrated circuit that is constantly getting updates by your satellite reception. The card controls what you can receive off of the satellite, and the satellite controls what the card will allow you to watch. If you miss

a payment, the satellite is continuously sending down an imbedded digital code of overdue accounts, and a blank screen with a message,

receiver that you have paid for everything usually leads to failure after a few seconds of receiver box turn-on. Direct broadcast satellite providers regularly send down electronic counter-measures (ECM data bursts) to render bootleg cards useless within seconds. Lots of people have tried to get around these ECMs, but it's a daily battle with the satellite providers always winning out.

18" dish antennas must be pointed directly at the satellite.



KIT BUILDING is FUN AND EASY!

PORTABLE SWL RECEIVER

Enjoy quality shortwave listening comparable to factory built portables. Listen to local and international AM broadcast as well as SSB/CW from around the world.

- Covers 100 kHz - 30 MHz • 15 programmable memories
- 2.5 kHz and 100 kHz tuning steps with clarifier • Dual conversion, superheterodyne
- 13.8 VDC operation; AC wall transformer included
- 2.25" H x 6.5" W x 6.5" D

1254.....\$195*



Portable SWL Receiver

9-BAND SWL RECEIVER

Modernized "first radio kit" classic. Five transistor, 3 IC design, electronic bandswitch. Tune both AM broadcast and SSB/CW from 1.8 - 22 MHz. Has Main and Fine tuning, Regen, RF gain, Volume. Powerful audio to built-in speaker, your own speaker or stereo phones. Use 8 C cells or ext. 12 VDC.

1253.....\$59*



9-Band SWL Receiver

HI-SENSITIVITY AUDIO AMPLIFIER

A versatile utility amplifier with high and low Z inputs and switchable preamp. 1.5-watt audio output via internal speaker or user earphones. Experiment with listening to the sound of energy with the included project booklet. Hear radar, light waves, lightning, and much more. Requires 12 - 15 VDC.

1252.....\$44*



Hi-Sensitivity Audio Amplifier

ONLY \$24 FOR 4-BAND RECEIVER

This little Regen beats the pants off those favorite 3-tube radios of the 1950s. Covers 49- and 31-meter SW bands, 40- and 20-meter ham bands plus 12 - 15 MHz. Includes punched and labeled front panel. Dress it up later with your own case and knobs. Has push-button bandswitch, Main Tuning, Regen control, volume and on-off switch. You provide DC, stereo phones, or speaker.

1054.....\$24*



4-Band Receiver

Popular group project - buy 5 for \$110!

BUDGET-PRICED PC BOARD PROJECTS

Includes etched and silk-screened board, all parts, and step-by-step construction manual.

ACTIVE ANTENNA

Bring any HF receiver to life with this active antenna and a short wire or simple whip. Includes gain control. Model 1552 - \$12*

UNIVERSAL BFO

Add SSB/CW reception to your AM-only SW radio. Internal connection not necessary. Tuning control allows for compensation of alignment in AM receivers and fine-tuning of SSB/CW signals. Model 1050 - \$9*

UTILITY AUDIO AMP

Reliable, inexpensive audio amp for homebrewing. A low distortion 1.5 watts without motorboating or unwanted oscillation. Includes 10 dB preamp. Model 1550 - \$10*

HAM BAND SSB/CW RECEIVER

Direct conversion receiver on a PC board. We supply everything to build it, to change it, to any HF ham band 160 - 10 meters. You supply DC, speaker, or headphones. Model 1056 - \$29*

BROADBAND RF PREAMP

Low noise, broadband, untuned preamp in front of your receiver, scanner or instrument. 15dB gain, 1 - 1000 MHz. Model 1001 - \$9*

FM BAND FOXHUNT TRANSMITTER

"Beep-beep" modulation audible on 88 - 108 MHz FM receivers. Use for direction-finding, hidden transmitter hunts or use several to demonstrate triangulation. Model 1059 - \$12*

*Plus shipping & handling

CALL FOR A FREE CATALOG TODAY - 865-453-7172

Includes these kits and more budget-priced projects.

Orders only: 800-833-7373
FAX: 865-428-4483
E-Mail: sales@tentec.com
9:00 a.m. - 5:30 p.m. EST
Monday - Friday

...America's Best!
TEN-TEC

Visit our web site at www.tentec.com

or write us at: T-Kit
a div. of TEN-TEC, Inc.
1185 Dolly Parton Pkwy.
Sevierville, TN 37862

© Copyright 2000

ONBOARD ANTENNA SYSTEMS


The television signals coming from TV satel-

"Please call customer service," greets you.

Swapping cards with a buddy won't work — each card only works with a specific receiver that it is electronically programmed to over the satellite airwaves.

Trying to buy phony cards that will fool the

18" dish for satellite direct broadcast reception.



KVH TracVision Cruiser is New, Low-cost Solution to In-motion Satellite Television for Boats

Many boaters have discovered that high-powered satellite television systems like DIRECTV®, DISH®, and DISH™ Network offer the perfect solution to getting good onboard reception and quality entertainment. Digital broadcasts deliver as many as 175 crystal-clear channels of news, sports, movies, and weather, as well as several dozen channels of commercial-free CD-quality music, as far as 100 miles off the coast of the continental United States. The challenge facing boaters is to keep their satellite antenna aimed with the necessary one degree of precision required to receive signals from the satellite. While not terribly hard when tied to the dock, it is extremely difficult to maintain that precision while swinging at anchor and nearly impossible while underway. Now, KVH Industries introduces TracVision® Cruiser, the new low-cost solution to the in-motion challenge.

TracVision Cruiser is a gyro-stabilized antenna that accurately tracks television satellites, even while the vessel is underway in open seas. TracVision Cruiser measures only 14-1/2 inches high by 31 inches in diameter, and has a suggested retail price of \$3,495.00, providing boaters the lowest profile, lowest cost, in-motion satellite television antenna available for marine use.

Using the same proven stabilization technology found in the rest of KVH's award-winning TracVision product line, TracVision Cruiser provides dynamic satellite tracking, auto-acquisition, reacquisition, and access to such popular satellite TV services as DIRECTV, DISH, and the DISH Network. The system is self-contained, with all of its components inside the easy-to-install, flush-mount antenna dome. The complete system weighs less than 35 pounds and can be installed in approximately four hours on most vessels.

"TracVision Cruiser provides a new level of flexibility and variety to the marine market," explains Jim Dodez, vice president of marketing and sales support. "Its low profile dome looks great on boats with hardtops. Thanks to our high volumes, we're able to offer this product with a retail price \$1,500.00 less than similar in-motion systems."

KVH makes more in-motion satellite systems than any other company in the world, so the company is able to offer both high quality and low prices. The TracVision Cruiser is backed by a two-year parts, one-year labor warranty. KVH provides one of the most extensive support networks in the marine industry, with more than 200 dealers in the US and hundreds more worldwide. The company's manufacturing facilities have been certified to meet ISO 9001 quality standards.

In both 1998 and 1999, the dealers of the National Marine Electronics Association honored KVH with four "Best Product Awards," including those for best satellite television and best satellite communications systems. The company manufactures and markets digital navigation systems and mobile satellite communication products for use in commercial, military, and marine applications.

lites blanket the United States with enough signal strength from either Dish or DirecTV to provide you with easily captured crystal-clear television programming with a little 18-inch parabolic reflector or a little 12-inch flat-panel phased array.

You can get TV reception throughout all of the United States up to about 100 miles offshore. This includes "fringe area" reception in the Bahamas, Baja, CA, and a little bit into Canada. The satellite TV transponders use spot beams to specifically illuminate all of the USA, and these spot beams at microwave frequencies are so precise that TV viewing more than 100 miles offshore or into foreign waters will usually abruptly stop. Keep in mind that these signals are coming in from geosynchronous satellites 22,500 miles away. The satellites rotate with us as the world turns, appearing motionless in their geosynchronous satellite orbit

lite is at the 101-degree west position, and the Dish satellite is at the 119-degree satellite slot, with both companies having additional satellites and slots for expanded service.

A dish or flat-panel antenna system would generally not work aboard a boat in anything but a calm-harbor, at-dock installation. If you have a small boat, it's best to position the dish on a dock piling and enjoy great reception at the dock. If you have a small boat and you plan to take your satellite system with you out on the water, you probably won't get any continuous reception of a picture until you take the antenna ashore, and plant it firmly in the

to our south and an uplook angle of 45 degrees or less.

If you plan to go boating in Canada or deep down in Mexico, there are other direct satellite providers that have satellites in orbit with spot beams to illuminate their foreign country. A compass will help you get your antenna bearings, following the instructions on the screen for a zip code reference on where you are, and on-screen suggestions on where to point. The DirecTV satel-

sand. Even dockside installations are problematic when someone else is walking on the dock, and your antenna begins to sway back and forth. It will instantly lose track of the satellite. Go for the concrete dock piling as my best suggestion.

On larger vessels that don't rock when passengers come onboard, dockside TV reception is indeed quite possible to the satellite providers. Just as long as there is no major movement of the vessel, TV signals should stay locked on strong.

panel antenna system held onto the picture without picture freeze frame. The phased-array flat-panel contains its own built-in LNB, and stores flat for taking it off the boat and putting it on your RV or out in the patio for home reception. It even comes with a digital signal strength meter for locking onto the distant satellite, and touching up any azimuth or element aiming. Our unit came with several different types of mounting brackets, and they are even working on a motorized bracket for

SX52 con Carne



The SX52 con Carne module is a development board for the SX48/52 microcontrollers intended for use with the Parallax SX-Key development tools. Prototyping with TQFP and PQFP package styles of the SX48/52 just got easier! Available in a 48-pin DIP package at \$99.

Order on-line at www.sxtech.com or www.parallaxinc.com
or call toll-free 888-512-1024 (M-F 7 a.m.-5 p.m. PST)

Write in 187 on Reader Service Card.

I recently tested the phased-array, flat-panel, marine TV antenna system from SATCOM, and it was a remarkable performer which uses the same technology in phased-array marine radar antennas as it does for direct-broadcast satellite TV reception. The flat-panel doesn't have quite as much gain as a dish, but this actually makes aiming the antenna easier in marine installations, especially aboard boats where there may be a little vessel movement. Even with a little vessel movement, the flat-

remote pointing aboard a boat, too.

This is the first I have seen in direct broadcast satellite TV reception when it comes to a flat-panel antenna, and I think it's going to offer some real advantages in the marine market where portability and compact size is important, plus the advantage of making aiming slightly less critical.

Cruiser for boats, and the same system, TracVision LM for the land and vehicle markets. This antenna is only 14-1/2 inches high, and can tune in either Dish or DirecTV service when you order it

The rock added stability in the wind with the first generation mount for the flat-panel satellite TV antenna.

IN-MOTION ANTENNA SYSTEMS

For the first five years, several manufacturers have offered in-motion marine and RV satellite antenna systems. The popular Daytron DBS-4000 is a good example of a quality in-motion antenna system. It has a white radome that is 33 inches in diameter, and 15 inches high, looking much like a radar antenna, but containing an active moving satellite antenna on the inside. It sells for under \$6,000.00. SeaTel also offers several in-motion antenna systems including a new 20-inch domed automatic-tracking antenna to be sold for under \$5,000.00.

Well-known manufacturer KVH also entered the market with TracVision II which was a fully sta-

from your local marine electronics dealer.

Whether you are bouncing around on the road or on the water, the KVH TracVision antenna system with its low-profile design accurately holds onto the satellite. And when you're whizzing around out there, the antenna could also bring in 28 channels of CD-quality, interruption-free music, too. And if your vessel is all fiberglass, we even found during tests of the TracVision LM that it could also operate under a fiberglass shell, similar to its own fiberglass dome. This could give you satellite television reception without the low silhouette white dome showing off what you might have onboard.

So far, no one has been able to equal what KVH has done in an under-\$3,000.00 package that is only 14 inches high. And also consider what this same antenna system could do for you in downloading extensive computer programs. Through satellite digital data compression, your same satellite TV antenna could download extensive web files in seconds directly from the satellite that would normally take 15 minutes through a telephone line. Microsoft web TV allows you to explore the Internet without a personal computer, and send and receive email and digital pictures on your TV with up to six different mailboxes. Kids could safely surf with "Kids Friendly"™ software that screens out unwanted material. Interactive video is a one-way fast download from your satellite, but you would still need a dockside or cellular land line phone connection in order to start things on the screen.

There is also TiVo that works off of your mobile marine satellite TV system, and you don't need any telephone outgoing connection to make it work. You can pause live TV, and then get back up to speed when you want, or create instant replays during live satellite broadcasts. This system will digitally record up to 30 hours of shows, and could automatically get your favorite recorded shows



when you're not even aboard your boat. It takes a \$400.00 Phillips receiver, but some of the benefits are seeing a great picture at a later time than when it was broadcast down from the satellite.

And how good is direct satellite reception on the water during our tests of the KVH TracVision low-profile system? For one thing, no ghosts, no snow, and superb audio — in stereo and surround sound, too. With the KVH system, there are no freeze-ups as our vessel is turning in the harbor, or swinging on the hook in the cove.

When compared to shore-side cable service, the satellite TV signal should look just as good, if not better. On very large onboard TV screens, you may see oversaturation between contrasting colors like a red blouse on a white background on satellite TV. Fast-moving action could also lose a bit of clarity if you have a keen eye on a major sized screen. So maybe direct-from-local transmitters will look a bit sharper, if you can make out the local terrestrial transmitter's signal through ghosts, hash, snow, and jiggles. You will have none of these problems with signals from the satellite, and the overall improvement from typical five-year-old home cable systems will be quite apparent.

You may count on the other big in-motion satellite manufacturers to try to equal what KVH has done with their newly designed TracVision Cruiser satellite TV antenna system. At under \$3,000.00 — and portability to take it off the boat and put it on your motorhome — the KVH system certainly worked well for this writer. Next time you're down at the docks, check out TV reception when you spot one of those white TV motorized antennas. **NV**

PROGRAMMABLE SOLENOID

- Low cost motion control
- Wide operating voltage (12 - 28)
- Onboard programming and parameter storage
- Self-contained electronics

Rotary (PPS-1)



\$95.00 + \$5 s/h

Linear (PPS-2)



\$145.00 + \$5 s/h

- Simple connection only 3 wires: Power, Ground, and CMD signal
- Long Life: Brushless ball bearing stepper
- Constant current Torque/Force

The Picard Programmable Solenoid (PPS) delivers the motion capability of a sophisticated stepper motor system with the simplicity of a solenoid. This eliminates the non-linear and erratic banging motion of a traditional solenoid. The electronics of the PPS allows the user to program and store the desired motion profile using the simple user interface. The innovative PPS gives programmability to the motion of a solenoid without the expense of a costly motion control system.

PICARD INDUSTRIES

Specializing in Miniature Smart Motors and Sensors

4960 Quaker Hill Road
Albion, New York 14411

Phone/Fax 716-589-6358

Email: jcamdep4@iinc.com
www.picard-industries.com

ON SCREEN DISPLAY-CHARACTER OVERLAY BOARD

Need to display more text than your LCD module can handle? OSD-232 is the solution! From any RS-232 serial source like a PC or Basic Stamp, display 28 columns by 11 rows of information (308 characters total) directly onto any NTSC or optional PAL baseband (video in) television or VCR. OSD-232 can overlay monochrome text onto an incoming video source or display colored text on a self-generated colored background screen.

Intuitive Circuits, LLC
OSD-232 \$99.00

2275 Brinston • Troy, MI 48083
We accept Visa and Mastercard.

(248) 524-1918 • <http://www.icircuits.com>



OSD-232 on board a radio controlled airplane



An OSD-232 video game programmed in BASIC

A Compact Laptop & GPS Will Change Your Life! Netcom #1 in Customer Service Since 1983

Satellite GPS Navigation?

We've got you covered

IBM ROAD WARRIOR
Professional Road Equipment

for professional use

**USE IN DIRECT
SUNLIGHT**

4 easy payments of
\$199.⁹⁹
0% Financing!
On Credit Cards only


**Drop-proof!
Waterproof!**

The ONLY Waterproof computer under \$5,000

Silicone Rubberized & Diecast Case! Shock Mounted 1GIG Drive!
ESD/EMF & RF Resistant, Works from -4 to 120 Deg F & Vacuum to 15,000 ft
> 1-PCMCIA (type 1, 2 or 3), Serial & Parallel Ports in rear
> 16m Ram / 1m Video / 32 Bit Local Bus 486-50 Mhz & Math Co-processor,
> 28.8k Modem (Internet Ready) > Hydride Battery (\$150 Value) > W95
> Sound & Mic > 8.25" Display-64 Shade Monochrome REFLECTIVE
OPTIONS
> GPS Receiver & s/w Preinstalled \$159 > Floppy Drive \$89
> 12V Car cord \$29 > Desktop 48X Cd Rom \$159 > Touch Screen \$89
> 33k Baud PCMCIA Fax-Modem Upgrade \$35 > Carry Strap \$4
> 2gig Drive \$109 / 3 gig \$149

This was a unique (one shot) purchasing opportunity
IT'S NOT OPEN STOCK

WHEN THEY'RE GONE, THEY'RE GONE FOR GOOD
Sold till recently by IBM through their Local Area Network Div
at \$4,699 & \$6,912 as shown here. (they were never discounted)



CD Rom Works with ANY Computer

Desktop Parallel Port CD Drive
Built-in Printer Port
Power Supply & Audio output
for DOS, W3.1, W95, W98

50X!
cheapest anywhere

\$159

Our Customers Call back with

96Meg!

Wow only \$96!

64Meg
only \$64!

GPS Fully Installed \$159

Wow **\$888**-or-
4 Easy payments of
\$229

SEVO "Traveler" Includes:
233Mhz MMX, 3Gig, 32M Ram,
56k Modem, 24X CD, Floppy,
MP3 Stereo, W98SE, Mic, Touch Pad Mouse,
3hr Bat, 2 USB ports, IR Port, 2 PCMCIA ports,
Serial & Parallel Ports, Super Lightweight 3.3 lb
9.5" x 7" x 1.5", 8.5" 16million Color SVGA Display,
Supports High Resolutions up to 1024 x 768
FREE Lifetime NetcomTech support (our customers say our tech support is the best in the world)

SEVO is the leading maker of Computer Motherboards for FAMOUS BRAND NAME computers. The
"Traveler" has every "State of the Art" feature you want at a Spectacular price.
Runs ANY program with ease. Light weight & Ultra portable

Why will this Small Laptop Become your Pal?

You bring a big machine with you less & less often because it's a pain to
drag around. Millions of PDA owners already know this. Unlike PDA's this
is desktop power with a fraction of the BIG laptop Bulk & Weight.

Razor Sharp, BRIGHT & Easy Viewing
Comfortable Typing with Wrist Rests

1 Year Warranty - Satisfaction Guaranteed - The Friendliest People - The Best Customer Service Email for Detailed Information,
PAYMENT PLAN with Credit Card -or- Layaway ONLY 843-650-5700 For Questions-or- email: netcomd@aol.com
COD's SINGLE PAYMENT ONLY ORDERS ONLY 800-733-3733 ORDERS ONLY FAX 843 650 5777 10-6 EST Mon-Fri

Rave Reviews!
Low Price / High Performance



CUSTOM Carry Case
\$24

GPS
Preloaded option

WORLD'S BEST:
CompuZilla
ALL DUAL DRIVES



800Mhz AMD K7
40Gig (20G x 2)
128MegRam
32Meg Video
Full Size Tower
2 Removable HDs
2 CDs 50X & CDRW
2 Floppies
Copies Hard Drives
Copies CDs & Floppies
AntiVirus Firewall
LAN 10/100 & 56Kmodem
illuminated Face, Stereo
2USB 3PCI, 1AGP, Line in/out,
Mic, Midi /Game, 2 Ser, 1 Par
Includes Mouse & Keyboard

You Won't Find A Better Machine

Optional W98se \$125 **\$1499**

ELECTRONICS & A

With TJ Byers

In this column, I answer questions about all aspects of electronics, including computer hardware, software, circuits, electronic theory, troubleshooting, and anything else of interest to the hobbyist.

Feel free to participate with your questions, as well as comments and suggestions.

You can reach me at:

TJBYERS@aol.com

or by snail mail at
Nuts & Volts Magazine,
430 Princeland Ct.,
Corona, CA 92879.

What's Up:

Analog math circuits, new life for vintage radios, and a high-current motor speed controller. NiCd battery maintenance circuits, from proper care to rescues. Two PC solutions, and an RIAA update.

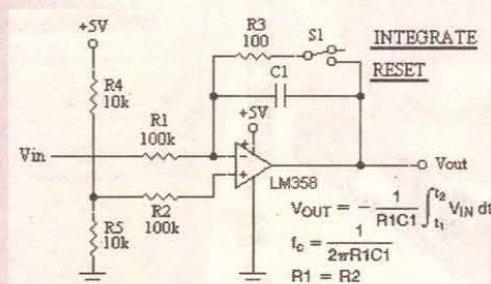
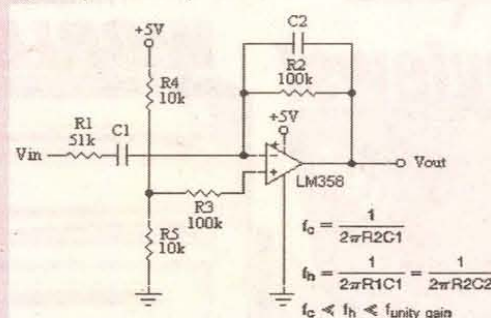
Issac Newton, Calculus, And Op Amps

Q - I always thought it was interesting that you could perform differentiation and integration using an op amp. Could you show how to make both circuits accurately with a CA5160 or an LM358 op amp? I would like to interface the circuits to my microprocessor, then view the I/O results on the 'scope.

Keith Penner
via Internet

A - During WWII, derivative and integral functions using analog amplifiers were a critical part of the war effort. These analog computers were used to pinpoint artillery targets, map bombing raids, and sat at the very heart of the newly-invented RADAR. Described independently by Wilhelm Leibniz and Issac Newton in the 17th century, they were just a mathematical curiosity and mental exercise — until Newton recognized (in 1665) that the two are actually mirror images of each other (inverse functions) and could be applied to practical physics problems. As the physical world expanded from cannonballs to electrons, so did the applications for these two mathematical functions.

Here are two simple differentiator and integrator circuits that can be used to show what happens when a signal is processed by each.



The differentiator works in real time, whereas the integrator takes a snapshot of an event and has to be reset by shorting out the capacitor. The resistance values shown are just ballpark values to bias the op amp into a linear region, and can be changed to match your frequency needs — just be careful that you don't set the gain too low (below unity) or too high (typically above 100). The equations are shown on the schematics.

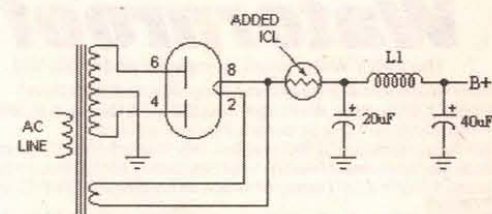
Old Radio Breathes New Life

Q - I have a friend who has a Philco model 50-1721 radio (Sams photofact #98 folder) and he'd like to replace what he feels is a bad 5A24 rectifier tube

with a solid-state rectifier. His question is what size resistor should be used between the solid-state rectifier and the input capacitor?

Mike Davoli
via Internet

A - This is an interesting question because of the age of the radio. An input resistor isn't normally required. But if the radio still sports the original electrolytics, they are used to a gradual voltage build up, and not a hard hit like what happens with a solid-state rectifier. While I can't say this would cause a problem, your friend is wise to take precautions. Instead of a resistor, though, I suggest an inrush current limiting (ICL) thermistor, like the KC014L-ND from Digi-Key (1-800-344-4539; <http://www.digikey.com>). When the thermistor is cold, its resistance is 50 ohms, which dampens the initial charge current. As the thermistor warms up, its resistance decreases to about 10 ohms (dependent on the current flow), making it more power efficient than a fixed resistor. The ICL should be inserted into the circuit as shown.




Some models of this series use an electromagnet speaker, so the circuit isn't typical of what other readers may find in their 5U4-equivalent power supplies. Consequently, I've modified the schematic to show the more popular configuration (the high-voltage center tap of the earlier Philco model 50 goes through the speaker's electromagnet to ground).

Mac To PC Printer Cable

Q - I have an older Mac connected to an Apple Laserwriter II NTX which I rarely use any more. I'd like to connect the printer to my HP Pavilion, but I understand that the printer has to plug into the serial port, not the parallel printer port. What kind of connecting cable do I need? The printer is 25 pin and the PC serial port is 9 pin. How do I set up a COM port for the printer (I'm running Windows 98)?

Ken Schmidt
via Internet

A - What you need is a null modem cable, which you can buy for about \$5.00. Unfortunately, finding one with the ends you need is a bit harder than null modem cables with identical plugs on each end. Fortunately, it's easy enough to make one using the drawing below.



Some sources (both books and articles) say that reversing the number 2 and 3 pins makes a null modem. That's not exactly true, as you can see. Printers, for example, need a full complement of communication signals.

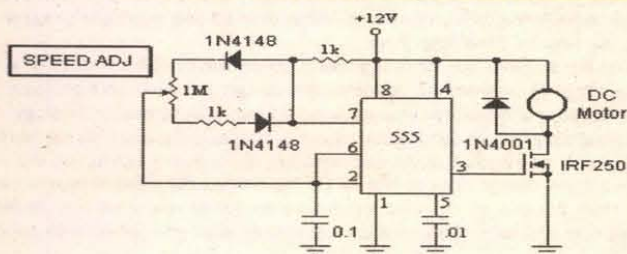
DC Motor Speed Controller

Q - I'm trying to convert a RadioShack "DC motor speed control kit" to drive a six-volt, 30-amp RC

car motor. The original circuit uses a 555 timer chip and a TIP122 bipolar transistor, rated 5 amps at 100 volts. I suspect this can be done using a MOSFET transistor, but I don't know how to generate the -4 volts needed to turn the MOSFET fully off. I think that most commercial speed controllers for RC car and airplane motors use MOSFETs, so there must be a way. As long as you're looking at the circuit, I was wondering how to increase the frequency of the switcher? My guess is reduce the value of the 0.47uF cap, but I haven't tried it yet. Also, how can I extend the duty rate range from 10% to 90% to more like 1% to 99%?

Pete Lawrence
via Internet

A This is easily done using an enhancement-mode MOSFET, which is off with no gate voltage and turns on as the gate voltage is increased, instead of depletion-mode FET, which is on until a negative voltage is applied to the gate to turn the transistor off. The IRF540, available from Digi-Key (1-800-344-4539; <http://www.digikey.com>), matches your needs exactly with 28 amps at 100 volts. Moreover, it needs only 10 volts to turn it fully on — with just .077 ohms at saturation.



Like your original circuit, this speed controller uses pulse-width modulation (PWM) to control the speed of the motor. When the duty cycle is low (25% or less) very little power is delivered to the motor and it spins slowly. As the duty cycle increases, so does the speed of the motor until 100% is reached, at which point the motor receives full voltage. You'll notice that I've increased the input voltage from 6 to 12 volts. This accomplishes two goals: First, it guarantees that the MOSFET turns on fully. Second, the extra voltage provides greater motor torque at lower speeds without damaging the motor at higher speeds (higher-than-specified voltages are often used in permanent magnet motors, particularly stepper motors, to improve low-end performance). The resistance and capacitance timing values are also changed from the original to give you a wider duty-cycle range (approximately 3% to 97%).

(Editor's note: Pete built this circuit using three IRF740 MOSFETs, 10 amps at 400 volts, in parallel and reports everything works fine. TJ)

I Want To Donate My Old PCs, But ...


Q I have a bunch of old computers and brand new MFM hard disk drives that I want to get going for the senior citizens here. Is the hard disk protocol (RLL, MFM, or IDE) part of the motherboard, the add-on board, or what? Can you add MFM to a 386/486 system, for example? Also, can you mix and match in one system with the right ISA boards?

Chris Smith
via Internet

A Hold on, this may be a bumpy ride. First, RLL and MFM refers to the type of coding used to put data on the hard disk platter. IDE is an interface type, not an encoding standard, that lets you plug hard disks of any coding type into a PC, and is often used to interface with CD-ROM and streaming tape drives; it's not exclusive to hard disks. Some PCs have an IDE interface built into the motherboard, others don't. All hard disks need a controller circuit that tells the read/write head where to be and where the data should be placed in that region of the platter. With IDE drives, this controller is built into the hard drive. The only thing the PC sees is the IDE interface. RLL and MFM hard disks, on the other hand, have their controller off the hard disk on a controller board that plugs into an ISA slot on the motherboard. To use an MFM drive, you must have both the drive itself and an external controller card. Same for RLL, which predates MFM and IDE. To reiterate, RLL and MFM drives require an external controller card. Both require two ribbon cables (a 20-pin and a 34-pin) from the controller card to the disk drive, and while seemingly identical, the two aren't interchangeable. IDE requires an interface connector, either via an (plug-in) adapter card or built into the motherboard. Simply plug the MFM controller card into an empty ISA slot, bring up the BIOS setup menu, and enter the drive type.

If your motherboard has a built-in IDE interface, and you want to use an MFM hard disk, you must disable the primary IDE interface using the CMOS setup and enter the parameters for the MFM drive. The CMOS setup menu

ELECTRONIC COMPONENTS



www.mouser.com

MOUSER
ELECTRONICS

A **ti** COMPANY

sales@mouser.com

(800) 346-6873 • 817-483-6828

FAX: 817-483-6899

Write in 31 on Reader Service Card.

JFETS

ULTRA LOW NOISE
LS843 - 3nV/Hz typ

TIGHT MATCHING

LS843 - 1 mV max

- ◆ N & P Channel
- ◆ Duals & Singles
- ◆ Custom Screening
- ◆ Die, SMT, Thru-Hole
- ◆ No Order Minimum
- ◆ COD's Accepted

Second Source for Domestic
& Foreign JFETs & Bipolars

Full Service U.S. Manufacturer
of Specialty Linear Products

LINEAR SYSTEMS

4042 Clipper Court
Fremont, CA 94538
510-490-9160/510-353-0261(Fax)
E-mail: 3623671@MCI.COM

Write in 32 on Reader Service Card.

Go Wireless With Our Modules

SILRX/TXM

SILRX — \$26.00 ea.

TXM — \$15.50 ea.

The TXM and SILRX modules are a transmitter and receiver pair which can achieve a one-way radio data link up to a distance of 200m over open ground.

Both units are supplied in space-saving single-in-line packages and offer SAW controlled, wide band FM transmission/reception.

The modules are particularly suited to battery-powered, portable applications where low power and small size are critical design criteria.



TX2/RX2

TX2 — \$19.50 ea.

RX2 — \$38.50 ea.

The TX2 and RX2 radio transmitter and receiver pair enable the simple implementation of a data link at up to 40kbit/s at distances up to 75m in-building and 300m open ground. Both modules combine full screening with extensive internal filtering to ensure EMC compliance by minimizing spurious radiations and susceptibilities. The TX2 and RX2 modules will suit one-to-one and multinode wireless links in applications including car and building security, EPOS and inventory tracking, remote industrial process monitoring, and computer networking.

Because of their small size and low power requirements, both modules are ideal for use in portable, battery-powered applications such as hand-held terminals.



900 MHz

AVAILABLE NOW

RPC

RPC — \$99.00 ea.


The RPC module is an intelligent transceiver which enables a radio network link to be simply implemented between a number of digital devices. The module combines an RF circuit with processor-intensive low-level packet formatting and recovery functionality, requiring only a simple antenna and 5V supply to operate with a microcontroller or a PC.



BiM

BiM — \$69.00 ea.

The BiM module integrates a low-power UHF FM transmitter and matching superhet receiver together with data recovery and TX/RX change over circuits to provide a low-cost solution to implementing a bi-directional short-range radio data link.



Lemos International Co., Inc.

65 Southbridge Street, Auburn, MA 01501

Phone (508) 798-5004 ♦ Fax (508) 798-4782

www.lemosint.com ♦ sales@lemosint.com

All products available in either 418 or 433 MHz

Write in 33 on Reader Service Card. Nuts & Volts Magazine/SEPTEMBER 2000 13

can generally be brought on screen during boot up by pressing a combination of keys, typically Ctrl,ALT,Enter. Sometimes you can call up the CMOS menu after the PC has booted, but not always; it depends on the machine. After the menu is on screen, choose the drive type that most closely matches your MFM hard disk. You will need to know the number of cylinders, heads, and sectors. Here's a handy table that should answer all your CMOS questions for MFM drives.

Type	Cylinders	Heads	Sectors	Write Precomp	Loading Zone	Capacity
1	306	4	17	128	305	10 MB
2	615	4	17	300	615	20 MB
3	615	6	17	300	615	31 MB
4	940	8	17	512	940	62 MB
5	940	6	17	512	940	47 MB
6	615	4	17	65535	615	20 MB
7	462	8	17	256	511	31 MB
8	733	5	17	65535	733	30 MB
9	900	15	17	65535	901	112 MB
10	820	3	17	65535	820	20 MB
11	855	5	17	65535	855	35 MB
12	855	7	17	65535	855	50 MB
13	306	8	17	128	319	20 MB
14	733	7	17	65535	733	43 MB
16	612	4	17	0	663	20 MB
17	977	5	17	300	977	41 MB
18	977	7	17	65535	977	57 MB
19	1024	7	17	512	1023	60 MB
20	733	5	17	300	732	30 MB
21	733	7	17	300	732	43 MB
22	733	5	17	300	733	30 MB
23	306	4	17	0	336	10 MB
24	925	7	17	0	925	54 MB
25	925	9	17	65535	925	69 MB
26	754	7	17	754	754	44 MB
27	754	11	17	65535	754	69 MB
28	699	7	17	256	699	41 MB
29	823	10	17	65535	823	68 MB
30	918	7	17	918	918	53 MB
31	1024	11	17	65535	1024	94 MB
32	1024	15	17	65535	1024	128 MB
33	1024	5	17	1024	1024	43 MB
34	612	2	17	128	612	10 MB
35	1024	9	17	65535	1024	77 MB
36	1024	8	17	512	1024	68 MB
37	615	8	17	128	615	41 MB
38	987	3	17	987	987	25 MB
39	987	7	17	987	987	57 MB
40	820	6	17	820	820	41 MB
41	977	5	17	977	977	41 MB
42	981	5	17	981	981	41 MB
43	830	7	17	512	830	48 MB
44	830	10	17	65535	830	69 MB
45	917	15	17	65535	918	114 MB
46	1224	15	17	65535	1223	152 MB

If in doubt, enter type 20 — that's the IBM default for MFM (XT) drives. Can you mix types? Sure, but then you have to set jumpers on the drive itself

so that the boot drive is the master and the second drive is the slave. You'll need to look up the drive type to see which jumpers to change, because they vary from one model to another. Most MFM controllers support two MFM drives, so you won't need an extra controller card.

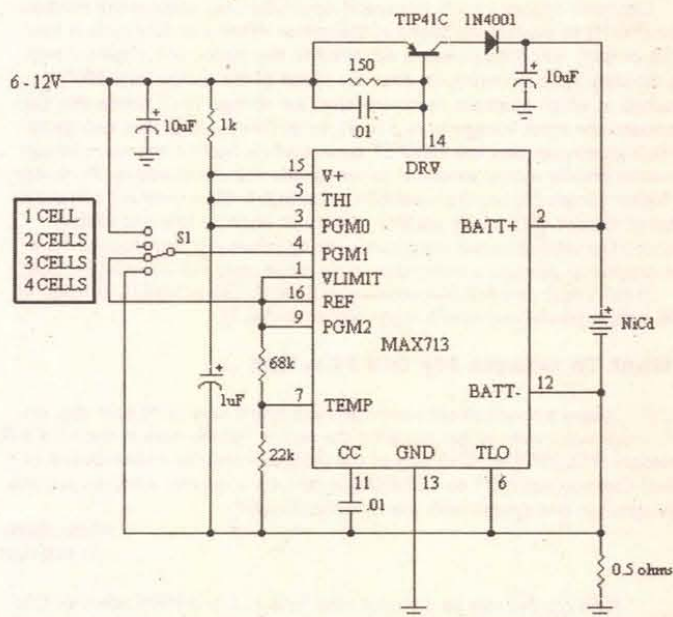
Modern NiCd Battery Charger

Q - Please tell me what issue the article "Recharging Dead Nicad Batteries" was in. I have searched through my past issues and have been unable to locate it.


Steve Andrews
via Internet

A - I can't locate an article by that title either. The closest I can come is an article in the Dec. '96 issue which uses technology that's more than four years old. This gives me an opportunity to update you and other readers about current NiCd technology. While the chemistry of the battery remains the same, current densities have increased by two to four fold and the new batteries are a lot more tolerant to overcharging and deep-discharge abuse. This lets you cram more power into the battery in a shorter period of time, which reduces the turn-around time. What used to take overnight to accomplish can now be done in an hour.

As the batteries got more aggressive, so did the chargers. Instead of a hodgepodge of individual components, the charger evolved into a compact IC with functions and features impossible to achieve with former technology. Accurate temperature sensing, for example, monitors the battery's temperature rise so that instead of the cell exploding like a cherry bomb, you can safely achieve charge rates as high as C4 (four times the rated discharge current rate). But enough chit-chat about how we got to where we are, you want to see nuts and volts. Here's a good example of what you can do with a modern IC.



Catch The Bus



USB Relay Module
Control 8 to 16 "form C", 1 Amp relays

USB Opto Module
8 to 32 opto-isolated Inputs and Outputs

USB Digital Module
Industry standard 50 pin interface

USB Temperature Module
Measures temperature over multiple remote sensors

J-Works, Inc

12328 Gladstone St., Unit 4
Sylmar, CA 91342
(818) 361-0787 Voice
(818) 270-2413 Fax

Visit our Web site for free
information on all our products
<http://www.j-works.com>
E-mail sales@j-works.com

Professional 10 HOUR RECORDER



- Heavy duty commercial recorder - NOT improvised from consumer models
- 12, 14, and 16 hour models also available
- BUILT-IN voice activation (add \$30)
- Applications information included
- Dimensions: 11.5 x 7.0 x 2.75"

SPECIAL Nuts & Volts Price..

\$159

Viking Systems International 100 North Hill Drive #42, Brisbane, CA 94005
Phone (415) 467-1220 • Fax: (415) 467-1221 • Web: vikingsysintl@aol.com

Built around a Maxim MAX713 Fast-Charge Battery Controller (they don't call them battery chargers any more), this circuit can fully charge four "AA" cells in less than an hour. The MAX713, and its companion chip the MAX712 (for NiMH cells), can operate in either a linear or switching charge mode. The controller is always in one of two states: fast charge or trickle charge. In the fast charge mode, a constant current is forced through the battery. Once full charge is detected, the controller shifts to the trickle charge mode. The IC monitors three variables to determine when the battery reaches full charge: voltage slope, battery temperature, and charge time. For this design I've selected linear charge operation with voltage slope detection. As a NiCd reaches full charge, the battery voltage shifts from positive rising to slightly negative regression (cell voltage begins to decrease). When the MAX713 detects this negative voltage slope, it switches the controller into the trickle mode to prevent overcharging.

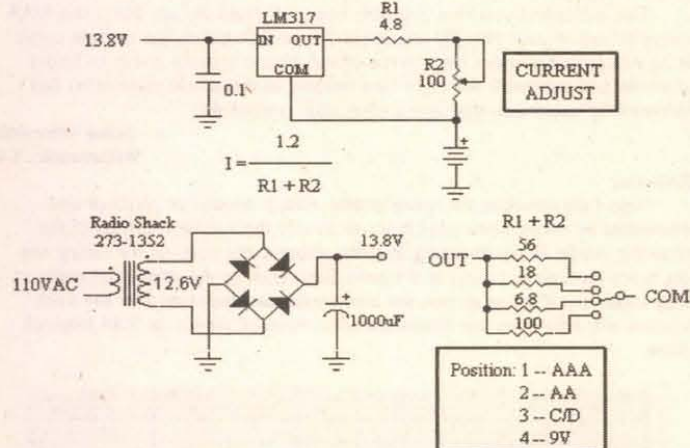
This circuit can charge up to four series cells at a time. Switch S1 selects the number of cells across the BATT+ (pin 2) and BATT- (pin 12) charging outputs. The fast-charge current is set to 500 mA by the 0.5-ohm resistor (R1), which is safe for most C, D, AA, and AAA cells. For smaller capacity cells, reduce the fast-charge current by increasing the value of this resistor using the formula $R1 = 0.25/I$, where I is the maximum fast-charge current desired. (See the question below, "Novel NiCd Charger," for details on relative charge rates.)

Novel NiCd Charger

Q For years, I have had great success restoring NiCd cells used in a variety of tools, toys, etc. Up 'til now, I've used a "CHART-CHARGE" Model 250-R variable mA NiCd charger (housed in a 3 x 6 x 2 plastic case). Yesterday, it went up in smoke. Do you know where I can get another or similar unit, or can you provide me with a circuit of a variable-rate, constant-current charger? The old one went from 0-250 mA with a calibrated dial on the front panel; no meter, but the numbers on the dial tracked the output current quite closely. I wish to continue to rejuvenate, resurrect, restore — or whatever you call it — my NiCd batteries. Any circuit you provide I'm sure would be just fine, as long as I can vary the the output current.

Robert W. Johnson W3RZR
Mount Airy, MD

A It appears your deceased Chart-Charge unit is just that, long gone. But I think this circuit is a suitable substitute.



It's built around an LM317 adjustable voltage regulator configured as a constant-current source. The output current is calculated using the formula $I = 1.2/R$. The amount of current needed to refresh a cell depends on the capacity, or C (in milliamp hours, mAh), of the cell. As a rule, NiCd cells can handle a charge current of C/10 indefinitely without overcharging or damage — approximately 65 mA for a AA cell, for example. If you don't mind keeping an eye on the charger, a more aggressive C/3 charging current can replenish a cell in just four hours, after which the current must be reduced to C/10 or the cell removed from the charger. Here's a chart of typical charge currents.

Cell Size	mAH Rating	C/3 (mA)	R1 + R2	C/10 (mA)	R1 + R2
AAA	220	73	16.9	22	56
AA	650	217	5.6	65	18
AA (premium)	850	283	4.3	85	13.7
C	1800	600	2.0, 1W	180	6.8
C (premium)	2300	767	1.5, 1W	230	5.1
D	1800	600	2.0, 1W	180	6.8
D (premium)	4500	1500	0.8, 2W	450	2.7
9V	120	40	30	12	100

Cool Web Sites

Driver Guide — <http://www.driverguide.com>

Let's face it, finding the right device driver can be a tedious, time consuming, often impossible task! The Driver Guide was created to make finding driver updates a whole lot easier.

Oscilloscope FAQ —

<http://people.ne.mediaone.net/wd1v/dsofaq.html>

Both seasoned engineers and hobbyists alike can get a lot of useful information about oscilloscopes at the Oscilloscope FAQ site. The information was prepared by John Seney, a LeCroy Sales Engineer, but it is not an official LeCroy site. The site's content is based on Seney's approximately 20 years of experience as a test and measurement sales engineer. It contains a wealth of information for anyone using or buying oscilloscopes, including "The Top 10 Scope Mistakes," tips on comparing scope models and more.

Muzique — <http://www.muzique.com/index.html>

Books on music projects, schematics of vintage guitar amps, and links to related sites.

This charger can handle single cells and batteries (multiple cells) up to 12 volts, and the output current can be doubled from 250 mA to 500 mA by lowering the value of R1 to 2.4 ohms. R2 is an audio (log) taper potentiometer (TechAmerica 900-5892 or equiv.). To calibrate the dial, insert an DMM ammeter in line with a 10-ohm, 10-watt resistor (in place of a battery) and annotate the dial as you advance the current. However, the price of the pot is \$16.25, so it may be more economical to replace R1 and R2 with fixed resis-

C and H SALES COMPANY
2176 E. Colorado Blvd. • Pasadena, CA 91107

TOLL FREE:
1-800-325-9465

C & H SALES COMPANY HAS BEEN IN BUSINESS FOR OVER FIFTY YEARS.
WE'RE THE BEST SOURCE FOR GREAT BUYS ON ITEMS LIKE THESE - AND MORE!

ELECTRONIC COUNTER

HEWLETT-PACKARD, Model 5328A. Universal counter. Usable to 100 MHz, 100 ns single shot resolution. Has frequency, period, ratio, totalize, scale functions. Two input channels provide individual slope, polarity and level settings. Has 9 digit LED readout. Input power 100-240 VAC 48-66 Hz 100 VA max. Dimensions: 17" wide x 17-1/4" deep x 3-1/2" high.

Stock #TE9808

\$250.00



SOLA CONSTANT VOLTAGE TRANSFORMER

SOLA ELECTRIC, #93-13-150. Harmonically neutralized constant voltage transformer. Rated at 500 watts. Input voltage 95 to 130 VAC 60 Hz. Output voltage 120 VAC. This unit is designed for rack or bench mounting. The meters on the front panel indicate output current and input/output voltage. A toggle switch is provided for selection of input or output voltage. The input voltage is connected at the rear of the unit via a covered electrical panel. Two standard 3-wire grounded electrical outputs are supplied on the front and rear panels. Dimensions: 19" wide x 14-1/4" high x 10-1/4" deep. Weight 59 lbs.

Stock #STR9900

\$225.00

MILLIOMETER

HEWLETT-PACKARD, Model 4328A. Designed to measure very low resistances. Measurement range 1m ohm to 100 ohms. Resolution 20 u ohms.

Analog meter readout. Ideal for measuring contact resistance of switches or relays. This unit is also useful for measuring the resistivity of semiconductor devices. (Requires special 4 terminal probes which are not supplied, but probably are available from Hewlett Packard.) Power input: 115-230 VAC 48-66 Hz, 5 VA max. Dimensions: 5-1/8" wide x 11-1/2" deep x 6-1/2" high.

Stock #TE9812

\$200.00

PRECISION LINEAR WAY BEARING

This assembly consists of a linear ball bearing track rail and two ball bearing slider elements. 280mm long with 14 countersunk holes for rail mounting. Stainless steel.

Stock #BR2002

\$57.50

DIAPHRAGM PUMP

THOMAS INDUSTRIES

Single diaphragm oil-less pump. Motor rated 115 VAC 60 Hz. Pump output is 0.69 cfm free air. Max. continuous operating pressure 20 psi.

Stock #PC9904

\$49.50

☒ Master Charge ☒ Visa ☒ American Express ☒ Discover

Call us first if you have surplus inventories of electronic, optical, or mechanical items for disposal

WE BUY & SELL!

Order Today!



"PROGRAMMING AND CUSTOMIZING BASIC STAMP COMPUTERS" by Scott Edwards

Build smart electronics projects with the inexpensive, simple-to-use, surprisingly powerful BASIC Stamp. **ONLY \$34.95**

As a paid subscriber to *Nuts & Volts*, you'll receive **10% off the list price!!**

(See ad on page 50 for ordering details and other titles currently available.)

tors and a rotary switch (RadioShack 275-1386), as shown in the schematic. The fixed resistors are 1/4 watt or 1/2 watt (above 210 mA) unless noted otherwise.

NiCd Zapper

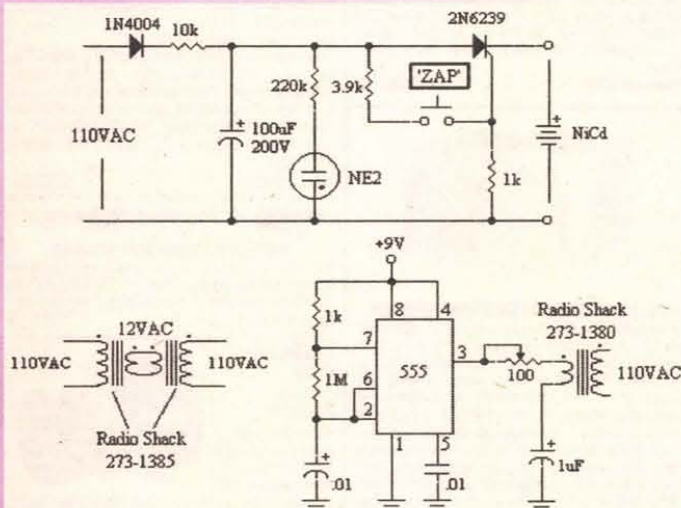
Q I've heard you can bring a dead NiCd battery back to life by zapping it with a high voltage. Is this true, and how is it done? I have a drawer full of NiCds, resting in peace, that I'd like to bring back from the dead.

Jim O'Neil
via Internet

A All good things must come to an end, even the life of a robust NiCd rechargeable battery. There are two reasons why NiCd batteries fail. The most common is the result of a shorted cell. Every time a cell is charged, the active material is redeposited on the plates. Ideally, this occurs uniformly across the surface of the plate. In reality, there will be hills and dales, where there is a concentration of

material in areas and less in others. When the hills on the negative match up with the hills on the positive plate, the resistance between them is less than adjacent areas, and the current density is greater. This gives rise to even more bumpiness because this region attracts more active material during recharge. Actually, the build-up grows like stalagmites needles in a cave and is called dendrites. In time, these needles force themselves through the insulating separator and shorts the two plates together, rendering the cell useless. A cell that appears to self-discharge in a couple of days has dendrite problems, and the cell will eventually short out. This is part of the natural aging process.

Zapping cells is a quick fix that removes the short and extends the battery's life. By forcing a large impulse of current through the cell, you can actually vaporize the dendrite — it's like blowing a fuse. However, it's only a stop-gap measure. The fact that one dendrite has formed means that others aren't far behind. Moreover, the vaporized material is now in the paste, which lowers its resistance and leads to greater self-discharge. While the short may be gone, the cell will have less charge retention and go stale sooner. Eventually, all the active material will be used up (the second reason batteries fail) and no amount of zapping will bring it back. But hey, any life is better than none, so give it a zap!



LINE OPERATION BATTERY OPERATED

This circuit is a high-voltage NiCd battery zapper that uses the charge stored in a capacitor to vaporize the dendrite. The capacitor is charged through the 10k resistor to 160 volts. When the charge reaches about 100 volts, the neon lamp lights, indicating the zapper is ready for service. Pressing the Zap button turns on the SCR, and dumps the capacitor's charge into the

NiCd battery. The zapper can either be line powered using two back-to-back transformers to provide isolation from the AC line, or battery powered. For battery operation, a free running 555 oscillator alternately charges and discharges a 1 uF capacitor in series with the primary winding (8 ohms) of an audio output transformer, where it's boosted to about 110 VAC in the secondary. The 100-ohm pot adjusts the output voltage.

High Power Inverter Problems

Q A friend, who uses wind power for his home, gave me his inverter to fix. It's made by Dytek Laboratories (out of business) and is about 10 years old. It takes 32 volts DC and converts it to 110VAC at 2200 kW. The unit has an 8-by-8-inch control board chock full of ICs, four banks of TO-3 transistors, two massive transformers, and other assorted smaller transformers and drive transistors. None of the transistors appear bad and there are no burned components, but when I apply 32 volts to it, it only draws about one amp with no AC output. Any ideas as to where to start?

Jim Babcock
Jim.Babcock@Unisys.Com

A This is a tuff because I'm troubleshooting from afar. The fact that it's drawing power means something is alive inside the inverter, but it's certainly not the power section. My first guess is that the inverter is disabled via one of its many protection devices or by user command. Very often inverters in this power range will shut down if there's no load on the output. Try that first; put on a light bulb or something and make sure the manual override is engaged (if it has one). Next, I'd suspect the master oscillator. Even if the power section is disabled, the 60-Hz oscillator should be running. For that you'll need an oscilloscope. Beyond that, I'm at a loss without actual hands-on troubleshooting of the system. I'll include your email address and let's hope a reader has a schematic or knowledge of this unit.

MAILBAG

Dear TJ:

In response to your motorcycle spark detector circuit in the May 2000 issue, a small, portable AM radio works for me. Try it.

Andrew Poteete W4SQE
via Internet

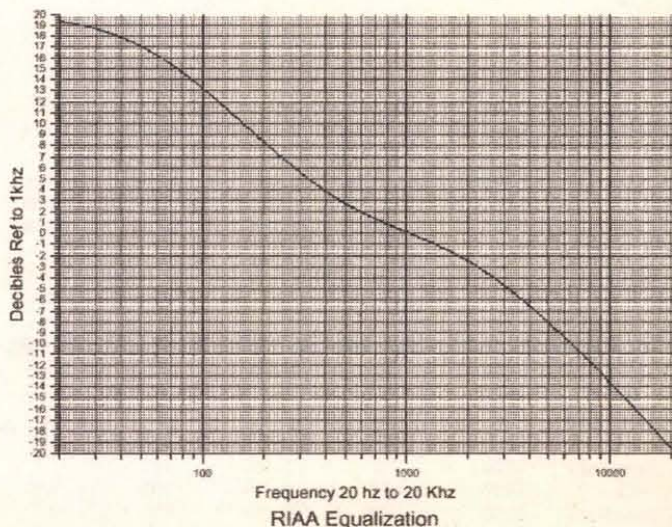
Dear Mr. Byers:

This is late and you have probably been informed already but ... the RIAA curve shown in your May '00 column is the encode curve. The decode curve is, as you probably know, the inverse of it. A phono preamp needs to boost the lows and attenuate the highs (the reverse of the article statement). You will note by inspection that that's what your circuits do.

John Schwenk
Willimantic, CT

Response:

Oops, I did download the wrong graphic. Bass is boosted on playback and attenuated on record. Know why? It has to do with the mass/acceleration of the recording needle. As the frequency increases, there is less travel on the cutting needle, hence the smaller the cut in the groove. Bass notes, on the other hand, make a wide swash and if left on its own, the base would consume more than one track, which is why bass notes are attenuated when recorded. Here's the RIAA playback curve.



Frequency 20 Hz to 20 KHz
RIAA Equalization

We accept Visa,
Mastercard, AmEx,
and Discover

Attention: Nerds-Geeks

Fax: 318-424-9771

To Order Call 1-800-227-3971 www.shrevesystems.com

Back to School SuperSale!

NEW FLOPPY DRIVE BLOWOUT!




STARTING AT \$19!

PART #
661-0474

1.44 SuperDrives

NO EXCHANGE
REQUIRED!



Global Village Gold internal Modem
14.4 Com Slot

ONLY \$1

Global Village Bronze

External Modem
2400 Bps/9600 Fax



ONLY \$1

MONITOR MADNESS!

19"-21" fixed res 1024 X 768

ONLY....\$49 as is



H.P. 17" fixed res 832 X 724

ONLY....\$99 30 Day

Warranty



13"-14" fixed res 640 X 480

ONLY....\$25 as is



H.P. 17" fixed res 640 X 480

ONLY....\$99 30 Day

Warranty



15" Radius Pivot

ONLY....\$25 as is



16" Rasterops fixed 832 X 624

ONLY....\$99 30 Day

Warranty



Peltier Junction

with heat sink, works on 5V & 12V
1 3/16x 1 3/16"

\$10 each or 3 for \$25



\$5

LC Power Supply
+5V, -5V, +12V Output

MacAllly ADB Keyboard



\$19



Apple Color Composite Display
Great for Surveillance
Refurbished **\$69**



PAS16 Audio CMS Tower SCSI Case
Spectrum Holds 4 5.25 full height drives

16 Bit Sound Editing
Card **ONLY \$19**



\$79



Drive Lock Security System for
Portable Computers-protects your
data if lost or stolen!

ONLY.....\$5



\$19

Curtis ADB Track Ball



Apple Remote Control

\$5 EACH



PDA Genuine Leather Carry Case
Let your palm
pilot lead the life
of luxury!

\$5



Membrane Track Pad for laptop **\$2**

RAM

1 MB 30 Pin 4 For \$1
4 MB 72 Pin 2 For \$5

Apple II 256K Memory Expansion Kit
HM51256P-10 **ONLY \$1**

Miscellaneous

Apple 8 bit Video Card	\$19
LaserWriter IINT	\$199
Apple ADB Keyboard	\$19
1.44 Super Drive	\$19
Clone ADB Mouse	\$19
Quicktake 100 Camera	\$99
Bernoulli 90 MB EXT	\$10
44MB SyQuest Ext	\$10
88MB SyQuest Ext	\$19

Be sure to check us out on the web at
<http://www.shrevesystems.com> for the best
prices on Vintage Mac gear!

**\$25 minimum
order**

Shreve Systems
1200 Marshall st
Shreveport, La 71101

Returns subject to a 15% restocking fee.
Prices are subject to change without notice. We accept Visa,
Mastercard, AmEx, Discover

DesignNotes.com

Your Design Resource on the Web

Improve Your Design
Skills, Find Project
Advice and More

Enter Our Monthly Design Contest!

Win \$100 and become eligible
for our \$1,200 Grand Prize

Visit Our Online Forum

One of Our Most Popular
Site Features

Practical Solutions without all
the Chit Chat

On-Line Circuit Archive

Hundreds of Circuits.
Over 23 Different Topics

Internet Distributor for Keil

8051 Software Developer's
Kit

Assembler, C Compiler,
Linker/Loader and
Converter

Share What You Know and
Learn What You Don't

Visit Us at
www.designnotes.com

Write in 64 on Reader Service Card.

Newsbytes

LONGEST RANGE CORDLESS PHONE SYSTEM AND TWO-WAY RADIO IN THE NATION.

With 70 million cordless phones in the US made by such big names as Lucent, Panasonic, and Sony you might not expect many new innovations, especially from a smaller company. Wrong! EnGenius Technologies, an award-winning leading provider of the longest-range cordless business phone system and two-way radio, announces the availability of the EnGenius™ SN-900 Ultra. EnGenius was the 2000 Consumer Electronics Show (CES) Workstyle Award winner, which is the ultimate honor for a new product. The EnGenius SN-900 Ultra accomplishes its longest distance competitive claim by providing the most power of any cordless phone, 630 milliwatts, which is much more than any other 900 MHz cordless phone or 2.4 GHz cordless phone. The SN-900 can be used at the extensive range of 11 floors in a building, 2,000 acres or 150,000 square feet in-building. The SN-900 is also the only two-way radio allowing handset-to-handset communication without going through the base unit or being near the base.

The EnGenius two-way radio is full duplex to allow users to listen and speak at the same time, something competitors do not offer. The phone system can expand, as the user's needs change, to a maximum of four telephone lines and 36 handsets to handle dynamic SOHO environments. The SN-900 model's digital spread spectrum frequency hopping technology is a military type digital security, which provides the most complete privacy available today. To ensure complete security and a clear signal, the SN-900 hops to different frequencies more than 200 times per second. Quality is also built-in by EnGenius Technologies' ISO 9001 certified factory.

The SN-900 provides many features in addition to the longest range available. These include call transfer capability, a call manager and smart auto power management so the phone only uses the power it needs to provide a good signal. This smart power-saving feature allows you to get up to four hours of talk time and 36 hours of standby time. Also featured is an SN-900 fast battery charger which fully recharges the battery in 90 minutes. If the battery runs low while talking to a caller, the battery can be changed by simply putting the caller on hold and slipping in another battery without losing the call. The SN-900 comes standard with two antennas — one low profile for convenience and one longer antenna for maximum range. Each handset includes a free leather carrying case, belt clip for easy carrying, and a second battery pack. Other features include Caller ID with call waiting, 30 preset number speed dialing, selectable voice and ringer volume with selectable ringer sound, low battery alarm and display, illuminated key pad, vibrate or ring mode, received signal strength indicator, three line LCD display, and selectable key sounds. The SN-900 is also hearing-aid compatible. The base unit, handset, spare battery, charger, two antennas, and leather carrying case with belt clip is priced at \$299.00. Additional handsets with spare battery and charger are priced at \$159.00.

EnGenius Technologies develops and markets EnGenius™, the industry's longest-range cordless phone and two-way radio system — currently available through 600 resellers, distributors, catalogs such as SkyMall, Hello Direct, Hammacher Schlemmer, and Topix, and superstores such as BrandsMart USA and Fry's Electronics.

For more information visit the
EnGenius Technologies Web site at
www.engeniustech.com or call
1-888-735-7888.

.....

AUDIOVOX CORPORATION'S NEW FRS RADIO LINE OFFERS EXTENDED RANGE AND USER- FRIENDLY FEATURES

New models from Audiovox offer features like extended range (Model GMRS-1525 with five-mile range), FM stations, weather band access, new colors, and "hot" metallic finishes. There is something for everyone, from the mom who wants to stay in touch with the kids, to the hiking, skiing, and camping set who need to be in touch constantly.

The 500 Series consists of FR-500-2, FR-530-2, FR-540-2, FR-

Published Monthly By
T & L Publications, Inc.
430 Princland Court
Corona, CA 92879-1300
(909) 371-8497
FAX (909) 371-3052

E-Mail — editor@nutsvolts.com
URL — <http://www.nutsvolts.com>

Subscription
Order ONLY Line
1-800-783-4624

PUBLISHER
Jack Lemieux N6ZTD

EDITOR
Larry Lemieux KD6UWV
MANAGING EDITOR
Robin Lemieux KD6UWS

CONTRIBUTORS

Robert Nansel
Joe Carr
Jon Williams
Ray Marston
TJ Byers
Gordon West
Fred Blechman
Steve Daniels
Anton Kruger
James Lyman
Tim Deagan
Dennis Eichenberg

ON-THE-ROAD EXHIBIT
COORDINATOR
Audrey Lemieux N6VXW

SUBSCRIPTIONS
Abby Madain

CLASSIFIED ADS
Natalie Sigafus

DISPLAY ADS
Mary Gamar

Copyright 2000 by
T & L Publications, Inc.
All Rights Reserved

All advertising is subject to publisher's approval. We are not responsible for mistakes, misprints, or typographical errors. Nuts & Volts Magazine assumes no responsibility for the availability or condition of advertised items or for the honesty of the advertiser. The publisher makes no claims for the legality of any item advertised in Nuts & Volts. This is the sole responsibility of the advertiser. Advertisers and their agencies agree to indemnify and protect the publisher from any and all claims, action, or expense arising from advertising placed in Nuts & Volts. Please send all subscription orders, correspondence, UPS, overnight mail, and artwork to: 430 Princland Court, Corona, CA 92879.

Electro Mavin

Great Buys - Great Products - Great Gadgets
Check Out Our Great WebSite at

<http://mavin.com>

For Computer Items, Hobbliest Projects,
Microwave Goodies and Some of the
Greatest Prices on the Web....

800-421-2442 or FAX 310-632-3557

E-Mail

john@mavin.com or sean@mavin.com

550WB, and FR-560FM-2. (The -2 denotes twin pack.) All models are ultra compact and feature power-save circuitry, fold-down antenna, swivel belt clip, and two-mile range. The FRS-560FM, 550WB, 540, and 530 offer built-in VOX, a feature that allows the user to start a transmission upon talking, hands free, no buttons or switches to activate. When the person stops talking these units automatically switch to the "Receive" mode.

All 500 Series radios (other than FR-500-2) feature "Dual Watch" which allows the user to transmit and receive on one channel while monitoring another channel, and "Roger Beep," a signal to alert the person that transmission has stopped so the other person can start to talk.

Ralph Etna, VP Sales of Audiovox Corp's Consumer Goods Group, says that particular interest is being given to the FR-560FM-2. "It could be the new metallic blue finish, or the built-in FM radio that delivers station reception with crystal-clear clarity, or both. It was initially thought that the 560FM would appeal, primarily, to the youth market because of its looks, performance, and the FM feature, but we see sales going to a much broader age group."

Etna also reports a good response to the new GMRS-1525 General Mobile Radio Service heavy duty radio featuring up to five miles range, which he calls "our industrial strength model." In addition to its two-watt power, the GMRS-1525 features contemporary cosmetics and built-in VOX for hands-free operation. With its exceptional transmission range, this radio is perfect for commercial indoor and outdoor use like construction and surveying, as well as for enthusiasts such as hunters, skiers and backpackers.

About Audiovox

Audiovox Corporation is a leading supplier of autosound, auto security, mobile video, FRS radios, consumer electronics such as home and portable stereos and MP3 players, and cellular telephone products. The company is listed on the Nasdaq as VOXX and can be reached on their website at www.audiovox.com

.....

TRAVELPILOT® DX-N CAR NAVIGATION SYSTEM



Blaupunkt has introduced and begun deliveries of its TravelPilot DX-N high-end stand-alone vehicle navigation and voice route guidance system. The Blaupunkt TravelPilot DX-N consists of a five-inch color LCD video map display, that can also be used for in-car video, a trunk-mounted navigation computer, and a handheld remote

Continued on page 82

reader Feedback

Radio Articles Not Receiving Well

Dear Editor:

Although I've appreciated your recent radio articles, a couple of them have subtle flaws. Although the flaws are not fatal, they have made me think about some difficult design issues. Many of the problems relate to impedance matching, transmission lines, and the failure to specify the design impedance.

Peter Lehmann's "An Easily Built & Practical SWBB Receiver" (February 2000) catches me several ways. The dipole antenna is electrically short and thus mismatched to the 300 ohm transmission line. The input coupling circuit uses loose coupling to the input tank, and that seems to doom good power transfer. The input tank selector has lots of stray capacitance, so the resonant frequencies depend more on construction practices than component values. The bandswitch capacitors should not be connected to the FET all the time, and the main tuning capacitor needs more range. The regeneration control improves the Q, but it may also make a regenerative detector (i.e., the design works, but it may work in unexpected ways).

Joe Carr's Open Channel about VLF radio (August 2000) is more sophisticated, but it omits or misses subtle details. No input connection is shown in Figure 2, and as drawn, C2 and R2 are not needed. Q1 is poorly biased. IDSS for an MPF-102 varies all over the map — from 2mA to 20mA. Consequently, Q1's drain voltage may be anywhere from about a volt to 10 volts, so Q2's bias current can range from 1mA to 30mA. Well-designed circuits have less variation. The FET needs either self bias or feedback biasing. The R4-C4 time constant (1 microsecond) is also too short for an LF receiver.

Figure 3a can be improved and simplified. The antenna coupling capacitor is too large and will load or detune the first resonator. C2 should be eliminated; C3 should have a smaller value (it must only match the antenna coupling capacitance and correct for the mismatch in the ganged capacitor). Alignment (one purpose of C2 and C3) can be achieved by adjusting the variable inductors when C1 is at full mesh, and then C3 is adjusted at minimum mesh. Good designs minimize the number of adjustments. R1 doesn't seem to have a purpose unless it prevents Q1 and Q2 from oscillating (in which case the value seems high, but that might be due to the Darlington's high gain). Also notice that the alignment generator's impedance directly affects the Q of the first resonator (in a well designed filter). Using a generator with a 50-ohm impedance would reduce the Q by a factor of 12 if the filter were designed for 600 ohms. Design impedances should be

Continued on page 82

SINGLE CHIP COMPUTER!

Zero External Components
Built-in BASIC / Assembly
RS232 Program Download
1K flash, 64ee, 3irq, 2timers
15 I/O bits, A/D comparator
20mips, faster than pic8051
20 pin DIP part #MV1200

\$1.99 OEM (1k)
EVAL KIT (1) \$7.00



NEW! 8K SUPER CHIP

Improved BTERP with 40 times the BASIC program capacity
40 pin DIP part #MV815 - 32 I/O, 12 irq, 3 timers, bus
8K flash, 512 ee, 512 nram - Watchdog with internal osc.
\$5.40 OEM (1k), Eval Kit \$19.00

PC SOLID STATE DISK

\$21 OEM (1k), EVAL \$75
FLASH, NVRAM, ROM
256K-16M DIP/PCMCIA

\$95 UNIVERSAL PROGRAMMER

FLASH, EPROM, NVRAM, EEPROM
to 8meg (27080). Adapters for micros,
PLCC, etc.. Parallel port version for
notebooks. FAST and EASY TO USE.

PC WATCHDOG!

NO MORE HANGUPS..
Reboots PC on hardware
or software hangup..
oem \$21, eval \$75



LCD VGA \$27

OEM (1k), eval \$95
640x480 controller
use with PC or SBC

\$27 MINI PC

\$27 OEM, Eval \$95, includes:
DOS, 3 ser, 2 par, rtc, Nvram,
Built-in LED display, ISA bus,
Keyboard and LCD interfaces.
COMPLETE !!!
Not a "core" or "engine". All
utilities and tutorial included.
Use Turbo C, BASIC, MASM.
386 version: \$42 oem, \$195 eval



WWW.STAR.NET/PEOPLE/~MVS
MVS Box 850
Merr., NH 03054
(508) 792 9507

5yr Limited Warranty
Free Shipping
Mon-Fri 10-6 EST

Write in 65 on Reader Service Card.

Weeder Technologies



RS-232 Stackable

www.weedtech.com

Data Book Available

850-863-5723


Digital I/O Module - 14 I/O pins individually configured for input or output. Turn on/off relays. Sense switch transitions, button presses, 4x4 matrix decoding using auto-debounce and repeat. One-shot pulse output with user programmable length. \$49

Analog Input Module - 8 input pins. 12-bit plus sign self-calibrating ADC reads voltages from 0 to 4095 mV using 1 mV resolution. Supports single-ended, differential, or pseudo-differential modes. Software programmable alarm trip-points for each input. \$59

Stepper Motor Driver - Drives a unipolar stepper motor rated up to 25VDC @ 2A. Uses automatic self-generated parabolic acceleration/deceleration curves for smooth start and stop motion. Software programmable ramp-rate and speed. 24-bit absolute motor position counter. Limit-switch input. \$59

Pulse Counter/Timer - Read frequency from 0.00000 to 1,500,00 Hz using floating decimal point and 5-digit resolution throughout range. Measure period, RPM, duty cycle, pulse length, velocity of a projectile using a pair of trip wires. Accumulate pulse count. \$69

Multi-Drop Peripheral Interface - Connect a third-party RS-232 peripheral, such as a bar-code scanner, force-gage, multi-meter, etc., onto the multi-drop bus. Appended header character identifies which of up to 32 devices is sending data to the host PC. Host uses header character to address each peripheral. \$59



Plug end-to-end.
Stack 32 modules on
the same RS-232 cable.

LED 'GRAPH' CIRCUITS

by Ray Marston

LED 'GRAPH' DISPLAYS

One of the most popular types of multi-LED indicator circuit is the so called analog-value indicator or 'graph' display, which is designed to drive a chain of linearly-spaced LEDs in such a way that the length of chain that is illuminated is proportional to the analog value of a voltage applied to the input of the LED-driver circuit, e.g., so that the circuit acts like an analog voltmeter.

Practical graph circuits may be

Ray Marston presents a variety of practical LED dot-graph and bar-graph analog-value display circuits.

designed to generate either a bar-graph or a dot-graph display. Figure 1 illustrates the bar-graph principle, and shows a line of 10 LEDs used to represent a linear-scale 0-10V meter that is indicating (a) 7V or (b) 4V; the input voltage value is indicated by the total number of

LEDs that are illuminated.

Figure 2 shows the same meter operating in the dot-graph mode; the input voltage value is indicated by the relative position of a single illuminated LED. In reality, the '0' position is often indicated on these scales by a separate LED that is permanently active whenever the display is in use.

A number of special ICs are available for operating general-purpose LED analog-value display systems. For many years, the best known ICs of this type were the U237 (etc.) family from AEG, the UAA170 (etc.) family from Siemens, and the LM3914 (etc.) family from National Semiconductors. But the first two of these families have now ceased production, and only the LM3914 family remains. The LM3914 family are popular and versatile ICs that can each directly drive up to 10 LEDs (but can easily be cascaded to drive larger numbers of LEDs) and can drive them in either bar or dot mode.

IC-driven bar-graph displays

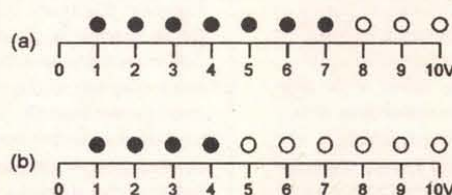


Figure 1.
Bar-graph indication of (a) 7V and (b) 4V on a 10V 10-LED scale.




Figure 2.
Dot-graph indication of (a) 7V and (b) 4V on a 10V 10-LED scale.

make inexpensive and, in some ways, superior alternatives to analog-indicating moving-coil meters. They are immune to 'sticking' problems, are fast acting, and are unaffected by vibration or by physical attitude.

Their scales can easily be given any desired shape. In a given display, individual LED colors can be mixed to emphasize particular sections of the display, and 'over-range' detectors can easily be activated from the driver ICs and used to sound an alarm and/or flash the entire display under the over-range condition.

LED 'graph' displays have better linearity than conventional moving-coil meters; typical linear accuracy being 0.5%. The scale's resolution depends on the number of LEDs used; a 10-LED display gives adequate resolution for many practical purposes. A wide variety of multi-LED LM3914-based graph display circuits are shown in this article.

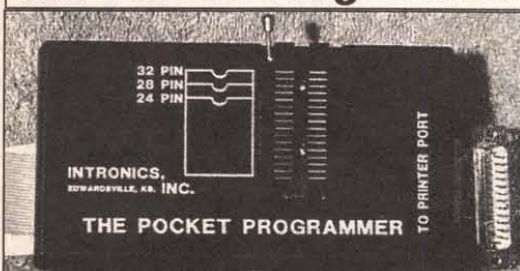
LM3914-FAMILY BASICS

The LM3914 family of dot/bar-graph driver ICs are manufactured by National Semiconductors. They are moderately complex but highly versatile devices, housed in 18-pin DIL packages and each capable of directly driving up to 10 LEDs in either the dot or the bar mode.

The family comprises three devices, these being the LM3914, the LM3915, and the LM3916; they all use the same basic internal circuitry (see Figure 3), but differ in the style of scaling of the LED-driving output circuitry, as shown in Figure 4.

Thus, the LM3914 is a

The Pocket Programmer



The portable programmer that uses the printer port of your PC instead of a internal card. Easy to use software that programs E(E)prom, Flash & Dallas Ram. 27(C)/28(C)/28F/ 29F/29CXXX & 25XX series from 16K to 8 Megabit with a 32 pin socket. Adapters available for Pic, MCU's 874X, 875X, 40-Pin X 16 & Serial Eprom's, PLCC, 5-Gang, 82/74 Prom's and Eprom Emulator to 32K X 8. Only \$129.95

Same Name, Address & Phone Number for 16 Years.... Now isn't that Amazing ?

Intronics, Inc.

Box 13723 / 612 Newton St.
Edwardsville, KS 66113 Add \$5.00 COD
Tel. (913) 422-2094 Add \$4.00 Shipping
Fax (913) 441-1623 Visa / Master Charge / Amex

PRINTED CIRCUIT BOARDS

Since 1969

Prototype to Production
Quick • Quality • Service • Price

- Single Sided
- Double Sided
- Multi-Layer
- Surface Mount
- Punch Press Capability
- LPI

QUICK TURN AROUND
COMPLETE IN-HOUSE CAPABILITY

CIRCUIT ETCHING TECHNICS

Since 1969

700 Lee Street Phone: 847-228-1722
Elk Grove Village Fax: 847-228-1816
Illinois 60007 Modem: 847-228-6549
Toll Free: 888-657-3827

E-MAIL — CET@MET-NET.COM
WEB ADDRESS —
WWW.MET-NET.COM/USERS/CET

Write in 108 on Reader Service Card.

LED 'GRAPH' CIRCUITS

linearly-scaled unit, specifically intended for use in LED voltmeter applications in which the number of illuminated LEDs gives a direct indication of the value of an input voltage (or of some parameter that is represented by a proportional voltage). The LM3915, on the other hand, has a log-scaled output designed to span -27dB to 0dB in 10 -3dB steps, and is specifically designed for use in power-indicating applications, etc. Finally, the LM3916 has a semi-log scale that spans 23dB, and is specifically designed for use in VU meter applications.

All three devices of the LM3914 family use the same basic internal circuitry, and Figure 3 shows the specific internal circuit of the linear-scaled LM3914, together with the connections for making it act as a simple 10-LED 0-1.2V meter.

The IC contains 10 voltage comparators, each with its non-inverting terminal taken to a specific tap on a floating precision multi-stage potential divider and with all inverting terminals wired in parallel and accessible via input pin 5 and a built-in unity gain buffer amplifier.

The output of each comparator is externally available, and can sink up to 30mA; the sink currents are internally limited, and can be externally pre-set via a single resistor (R1).

The IC also contains a floating 1.2V reference source between pins 7 and 8. In Figure 3, the reference is shown externally connected to the internal potential divider (pins 4 and 6). Note that pins 8 and 4 are shown grounded so, in this case, the bottom of the divider is at zero volts and the top is at 1.2V. The IC also contains a logic network that can be externally set (via pin 9) to give either a dot or a bar display from the outputs of the 10 comparators. The IC operates as follows.

Assume that the IC logic is set for bar-mode operation, and that the 1.2V reference is applied across the internal 10-stage divider as shown. Thus, 0.12V is applied to the inverting or reference input of the lower comparator, 0.24V to the next, 0.36V to the next, and so on. If a slowly rising input voltage is now applied to pin 5 of the IC, the following sequence of actions takes place.

LED number	Typical threshold-point values, for 10V f.s.d.					
	LM3914 V	LM3915 V	LM3915 dB	LM3916 V	LM3916 dB	VU
1	1.00	0.447	-27	0.708	-23	-20
2	2.00	0.631	-24	2.239	-13	-10
3	3.00	0.891	-21	3.162	-10	-7
4	4.00	1.259	-18	3.981	-8	-5
5	5.00	1.778	-15	5.012	-6	-3
6	6.00	2.512	-12	6.310	-4	-1
7	7.00	3.548	-9	7.079	-3	0
8	8.00	5.012	-6	7.943	-2	+1
9	9.00	7.079	-3	8.913	-1	+2
10	10.00	10.000	0	10.000	0	+3

Figure 4. Threshold-point values of the LM3914/15/16 range of ICs when designed to drive 10 LEDs at a full-scale sensitivity of 10V.

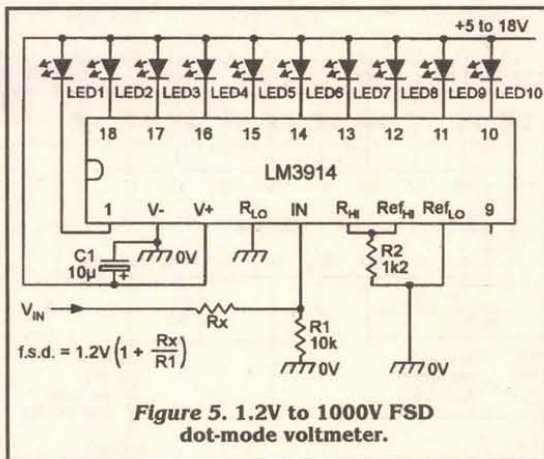


Figure 5. 1.2V to 1000V FSD dot-mode voltmeter.

When the input voltage is zero, the outputs of all 10 comparators are disabled and all LEDs are off. When the input voltage reaches the

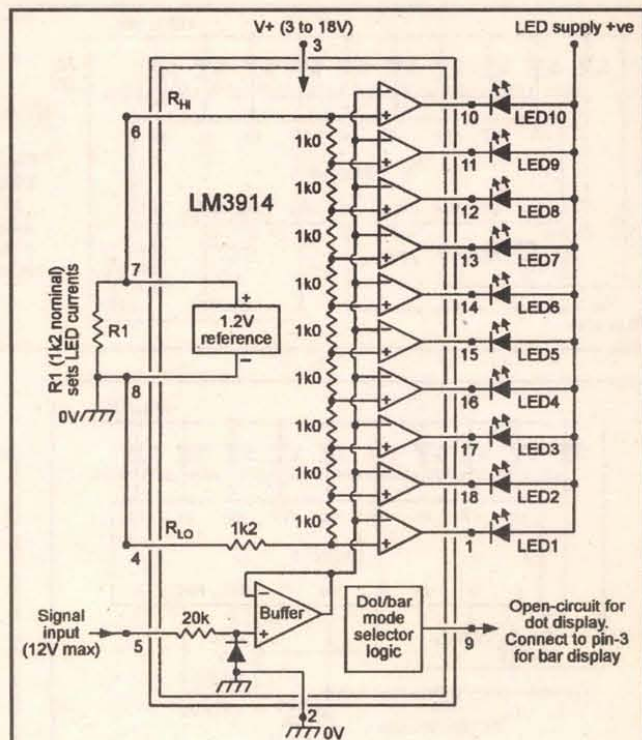


Figure 3. Internal circuit of the LM3914, with connections for making a 10-LED 0-1.2V linear meter with dot- or bar-graph display.

0.12V reference value of the first comparator, its output conducts and turns LED 1 on. When the input reaches the 0.24V reference value of the second comparator, its output also conducts and turns on LED2 so, at this stage, LEDs

1 and 2 are both on.

As the input voltage is further increased, progressively more and more comparators and LEDs are turned on until eventually, when the input rises to 1.2V, the last comparator and LED10 turn on, at which

BIG POWER LOW COST



Dominos are rugged, miniature encapsulated controllers that combine lots of analog and digital I/O with a fast control-oriented floating-point BASIC to provide a one-stop computation and control solution for cost-sensitive control tasks. Used stand alone or connected via RS-232/RS-485, Dominos are true plug-and-go control.

Domino 1 features:

- Full floating-point ROMed BASIC
- 32-KB SRAM and 32-KB EEPROM
- 12 bits of parallel I/O
- 2 PWM outputs
- I²C bus
- 2-channel 12-bit ADC
- Serial port: 19.2-kbps RS-232A, RS-422, or RS-485
- +5 V @ 15 mA

Domino 2 has:

- everything in Domino 1 plus
- 16 more bits of high-current parallel I/O
- Hardware clock/calendar
- Wide-range power operation
- Hardware PWM output

\$99 to \$139

Visit our Web site for complete datasheets

www.micromint.com

To Order Call: **1-800-635-3355**

Micromint, Inc.

740 Florida Central Pkwy, Longwood, FL 32750
(407) 262-0066

Write in 110 on Reader Service Card.

PIC'n Books

LEARN ABOUT PIC MICROCONTROLLERS



See Table Of Contents: <http://www.sq-1.com>
Secure Online Ordering is Available

PIC is a trademark of Microchip Technology Inc.

SQUARE 1 ELECTRONICS

Voice (707) 279-8881 Fax (707) 279-8883

<http://www.sq-1.com>

LED 'GRAPH' CIRCUITS

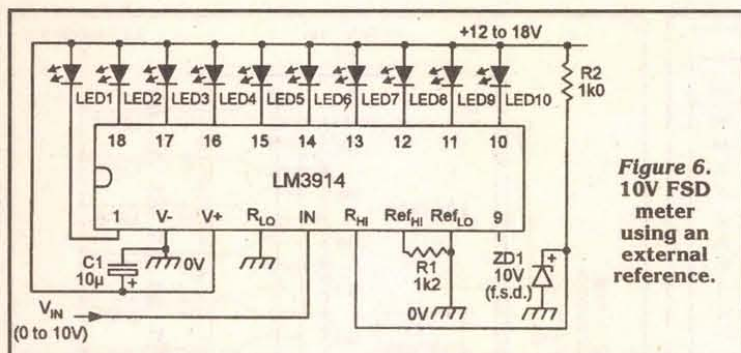


Figure 6. 10V FSD meter using an external reference.

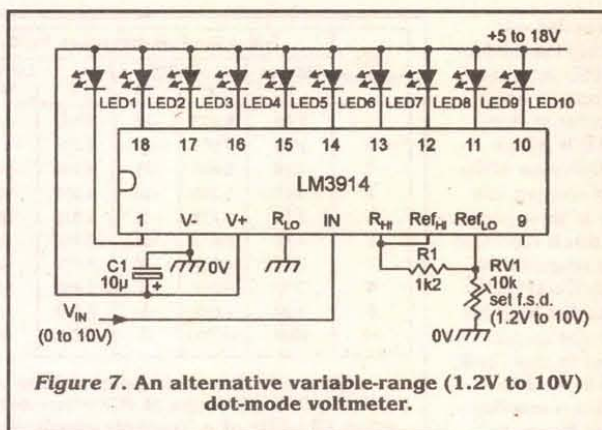


Figure 7. An alternative variable-range (1.2V to 10V) dot-mode voltmeter.

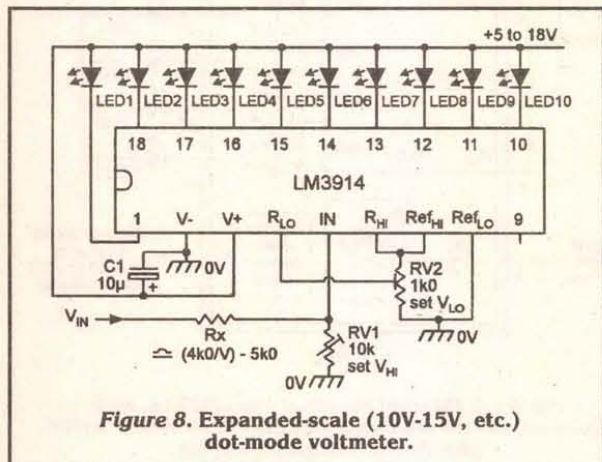


Figure 8. Expanded-scale (10V-15V, etc.) dot-mode voltmeter.

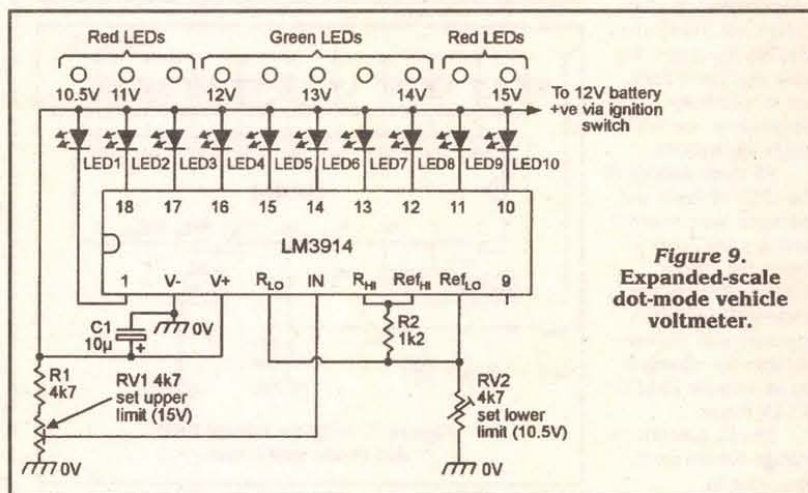


Figure 9. Expanded-scale dot-mode vehicle voltmeter.

point all LEDs are on.

A similar kind of action is obtained when the LM3914 logic is set for dot mode operation, except that only one LED is on at any given time; at zero volts no LEDs are on, and at 1.2V and greater only LED10 is on.

SOME FINER DETAILS

In Figure 3, R1 is shown connected between pins 7 and 8 (the output of the 1.2V reference) and determines the ON currents of the LEDs. The ON current of each LED is roughly 10 times the output current of the 1.2V source, which can supply

up to 3mA, and thus enables LED currents of up to 30mA to be set via R1. If, for example, a total resistance of 1k2 (equal to the parallel values of R1 and the 10k of the IC's internal potential divider) is placed across pins 7 and 8, the 1.2V source will pass 1mA and each LED will pass 10mA in the ON mode.

Note from the above that the IC can pass total currents up to 300mA when used in the bar mode with all 10 LEDs on. The IC has a maximum power rating of only 660mW, however, so there is a danger of exceeding this rating when the IC is used in the bar mode. In prac-

tice, the IC can be powered from DC supplies in the range of three to 25 volts, and the LEDs can use the same supply as the IC or can be independently powered; this latter option can be used to keep the IC power dissipation at a minimal level.

The internal 10-stage potential divider of the IC is floating, with both ends externally available for maximum versatility, and can be powered from either the internal reference or from an external source or sources. If, for example, the top of

the chain is connected to a 10V source, the IC will function as a 0-10V meter if the low end of the chain is grounded, or as a restricted-range 5-10V meter if the low end of the chain is tied to a 5V source.

The only constraint on using the divider is that its voltage must not be greater than 2V less than the IC's supply voltage (which is limited to 25V maximum). The input (pin 5) to the IC is fully protected against overload voltages up to plus or minus 35V.

68HC11 & 68HC12 Microcontroller Modules!

Unique design-- just plug them right into your solderless breadboard!

MicroStamp11™

• tiny 1-inch x 1.4-inch 68HC11 module from \$49

MicroCore-11™

• compact 2-inch x 2-inch 68HC11 module from \$68

Adapt-11™ Family

• 68HC11 modules with lots of I/O lines from \$63

Application Cards Available:

- stepper motor driver
- voice record/playback
- LCD/keyboard/PC keyboard
- data acquisition • DAC
- CAN • ethernet • more!

Toll-free: 1-877-963-8996

Technological Arts

Visa • MasterCard
Discover • Amex

Phone: (416) 963-8996

Fax: (416) 963-9179

www.technologicalarts.com

Adapt812™ Family

• based on 68HC12A4

• from \$79

Adapt912™ Family

• choice of 832, D60, DG128

• from \$99

MicroBOM912™

• lowest-cost BDM pod!

• only \$79!

PRINTED CIRCUIT BOARDS

QUALITY PRODUCT

FAST DELIVERY

COMPETITIVE PRICING

We will beat any competitor's prices!!!

- * UL approved
- * Single & Double sided
- * Multilayers to 8 layer
- * SMOBC, LPI mask
- * Reverse Engineering
- * Through hole or SMT
- * Nickel & Gold Plating
- * Routing or scoring
- * Electrical Testing
- * Artwork or CAD data
- * Fast quotes

10 pcs (3 days) 1 or 2 layers \$249

10 pcs (5 days) 4 layers \$695

(up to 30 sq. in. ea.) includes tooling, artwork, LPI mask & legend

PROTOTYPE THROUGH PRODUCTION

PULSAR, INC

9901 W. Pacific Ave.
Franklin Park, IL 60131

Phone 847.233.0012

Fax 847.233.0013

Modem 847.233.0014

yogii@flash.net • flash.net/~yogii

LED 'GRAPH' CIRCUITS

The internal voltage reference of the IC produces a nominal output of 1.28V (limits are 1.2V to 1.34V), but can be externally programmed to produce effective reference values up to 12V (as shown later).

The IC can be made to give a bar display by wiring pin 9 directly to pin 3 (positive-supply), or — if only one IC is used — can be made to give a dot display by leaving pin 9 open circuit or by pulling it at least 200mV below the pin 3 voltage value.

If two or more ICs are cascaded to drive 20 or more LEDs in the dot mode, pin 9 must (except in the case of the final IC in the chain) be wired to pin 1 of the following IC, and a 20k resistor must be wired between pin 11 and the LED-powering positive supply rail.

Finally, note that the major difference between the three members of the LM3914 family of ICs lies in the values of resistance used in the internal 10-stage potential divider. In the


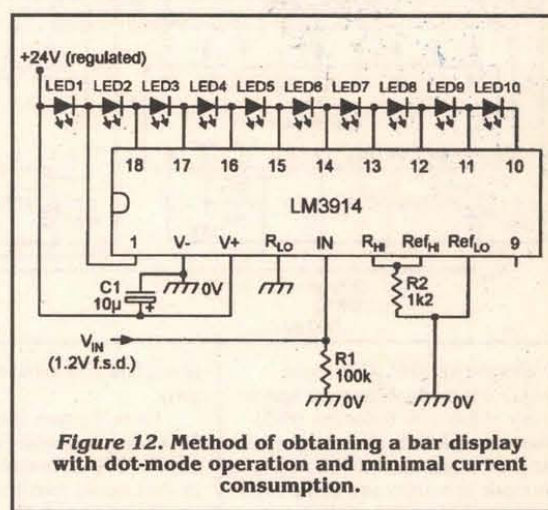
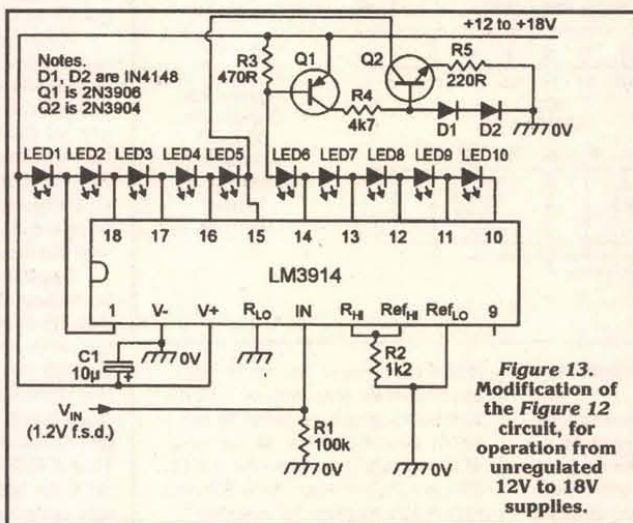
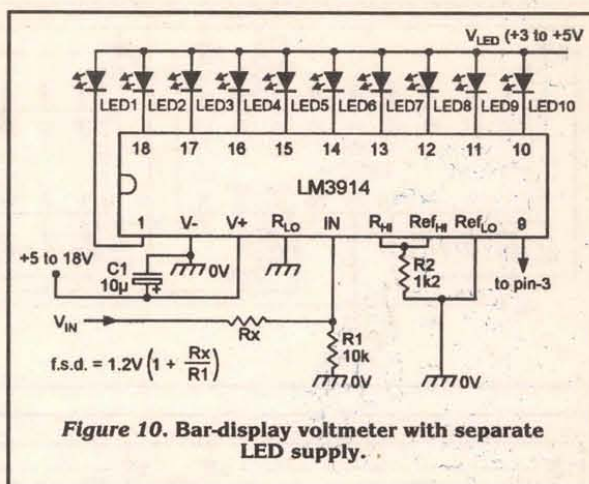
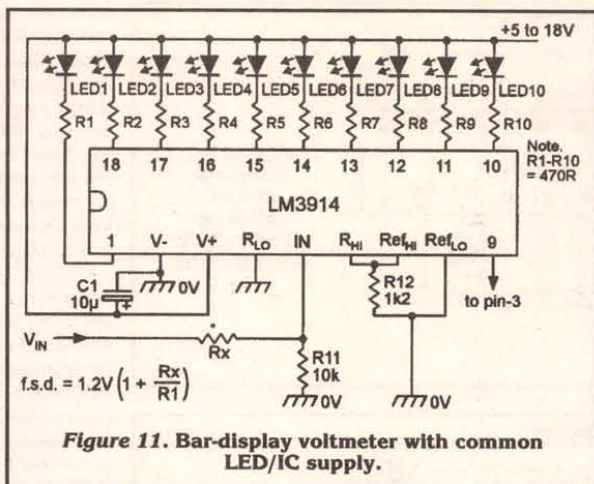
LM3914, all resistors in the chain have equal values, and thus produce a linear display of 10 equal steps. In the LM3915, the resistors are logarithmically weighted, and thus produce a

log display that spans -27dB to 0dB in 10 -3dB steps. In the LM3916, the resistors are weighted in semi-log fashion and produce a display that is specifically suited to VU-meter applications.

Let's now move on and look at some practical applications of this series of devices, paying particular attention to the linear LM3914 IC.

DOT-MODE VOLTMETERS

Figures 5 to 9 show various ways



Telulex model SG-100A

New Features:

- ✓ 21.5 MHz
- ✓ .01 Hz steps
- ✓ multi-unit phaselock

BNC/Telulex Div.

● Synthesized Signal Generator

Clean sinewaves DC-21.5 MHz with .001% accuracy! .01 Hz steps. DC Offset. RS232 remote control.

● Arbitrary Waveform Generator

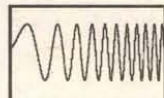
40 Megasamples/Second. 32,768 points. 12 bit DAC

● Function Generator


Ramps, Triangles, Exponentials, Noise & more. 0 to 2 MHz in 1 Hz steps. Continuous or Triggered.

● Pulse Generator

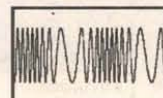
Digital waveforms with adjustable duty cycle



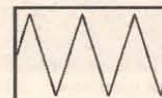
DC to 21.5 MHz linear and log sweeps



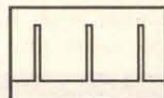
Int/Ext AM, SSB, Dualtone Gen.



Int/Ext FM, PM, BPSK, Burst



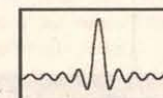
Ramps, Triangles, Exponentials



Pulse Generator



Noise



Arbitrary Waveforms



Unlimited Possibilities!

3060 Kerner Blvd., #2
San Rafael, CA 94901

Tel (415) 453-9955
Fax (415) 453-9956

<http://www.Telulex.com>
Email: sales@Telulex.com

LED 'GRAPH' CIRCUITS

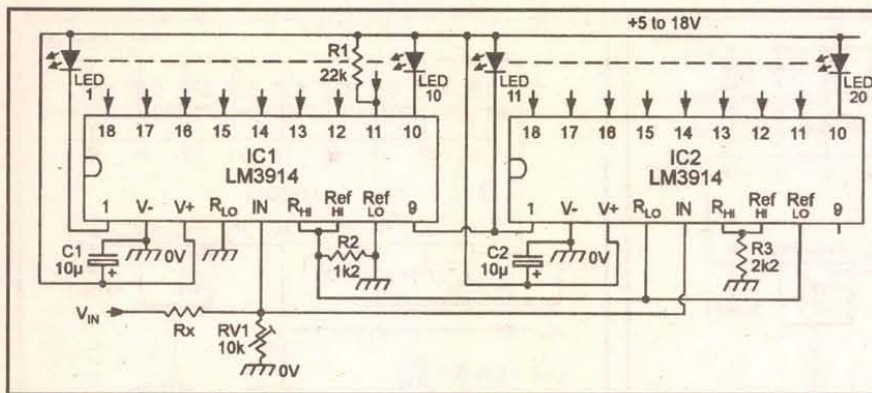


Figure 14.
Dot-mode
20-LED
voltmeter
(FSD = 2.4V
when $R_x = 0$).

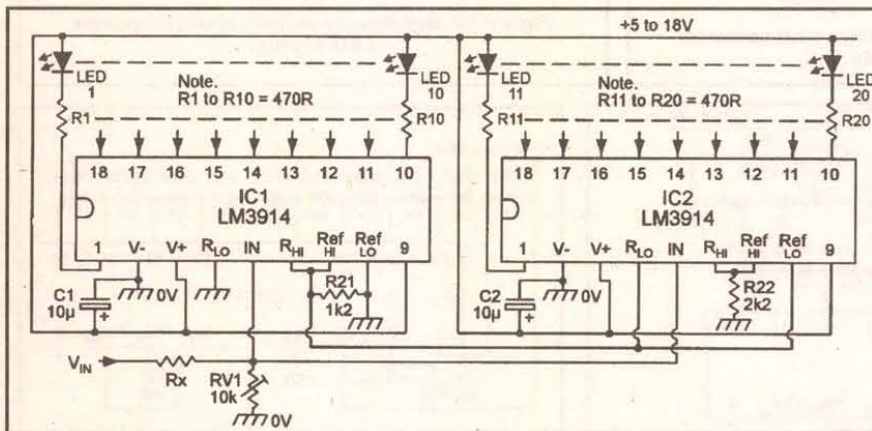


Figure 15.
Bar-mode
20-LED
voltmeter
(FSD = 2.4V
when
 $R_x = 0$).

of using the LM3914 IC to make 10-LED dot-mode voltmeters with a variety of full-scale deflection (FSD) sensitivities. Note in all these circuits that pin 9 is left open-circuit to give dot-mode operation, and that a 10 μ F capacitor is wired directly between

pins 2 and 3 to enhance circuit stability.

Figure 5 shows the connections for making a variable-range (1.2V to 1000V FSD) voltmeter. The low ends of the internal reference and divider are grounded and their top ends are

joined together, so the meter has a basic full-scale sensitivity of 1.2V, but variable ranging is provided by the R_x -R1 potential divider at the input of the circuit. Thus, when R_x is zero, FSD is 1.2V, but when R_x is 90k, the FSD is 12V. Resistor R2 is wired

across the internal reference and sets the ON currents of the LEDs at about 10mA.

Figure 6 shows how to make a fixed-range 0-10V meter, using an external 10V zener (connected to the top of the internal divider) to provide a reference voltage. The supply voltage to this circuit must be at least two volts greater than the zener reference voltage.

Figure 7 shows how the internal reference of the IC can be made to effectively provide a variable voltage, enabling the meter FSD value to be set anywhere in the range 1.2V to 10V. In this case, the 1mA current (determined by R1) of the floating 1.2V internal reference flows to ground via RV1, and the resulting RV1-voltage raises the reference pins (pins 7 and 8) above zero.

If, for example, RV1 is set to 2k4, pin 8 will be at 2.4V and pin 7 at 3.6V. RV1 thus enables the pin 7 voltage (connected to the top of the internal divider) to be varied from 1.2V to about 10V, and thus sets the FSD value of the meter within these values. Note that the circuit's supply voltage must be at least 2V greater than the desired FSD voltage value.

Figure 8 shows the connections for making an expanded-scale meter that, for example, reads voltages in the range 10 to 15 volts. RV2 sets the LED current at about 12mA, but also enables a reference value in the range 0-1.2V to be set on the low (pin 4) end of the internal divider. Thus, if RV2 is set to apply 0.8V to pin 4, the basic meter will read voltages in the range 0.8 to 1.2 volts only. By fitting potential divider R_x -RV1 to the input of the circuit, this range can be amplified to (say) 10-15V, or whatever range is desired.

Finally, Figure 9 shows an expanded scale dot-mode voltmeter that is specifically designed to indicate the value of a vehicle's battery (12V nominal). In this case, R2-RV2 are effectively set to give a basic range of 2.4 to 3.6 volts, but the input to the circuit is derived from the positive supply rail via the R1-RV1 potential divider, and the indicated volts reading thus corresponds to a pre-set multiple of the basic range value. As shown in the diagram, red and green LEDs can be used in the display, arranged so that green LEDs illuminate when the voltage is in the 'safe' range 12 to 14 volts.

To calibrate the above circuit, first set the supply to 15 volts and adjust RV1 so that LED 10 just turns on. Reduce the supply to 10V and adjust RV2 so that LED 1 just turns on. Recheck the settings of RV1 and RV2. The calibration is then complete and the unit can be installed in the vehicle by taking the '0' volt lead to chassis and the '+12V' lead to the vehicle's battery via the

Use your PC as a scope and datalogger!

Parallel Port Scope

spectrum analyzer, and digital multimeter



\$79 - \$799

ADC Virtual Instruments turn your PC or laptop into a sophisticated storage scope AND spectrum analyzer AND multimeter. Display simultaneously on large screen! 100MS/s 8-bit or 1.2MS/s 12-bit or 333kS/s versions. Great for schools, test depts, etc. Input to Excell LabView/NT drivers included.

Environmental Logging

record temperature, humidity, etc.



\$129 - \$645

ENVIROMON - temperature (thermistor), humidity & light sensors, door position, etc. Record for 365/24 without a PC even if power fails. Monitor 30 sensors 400 yds away. With cables and easy software. Remote audio alarm. Use TC-08 for most thermocouples.

osziFOX

20MS/s handheld scope



\$129

osziFOX - handheld storage scope and DVM - stand-alone or plugs into your PC for display, store-to-disk, printing in color. Inputs to 100V, trigger, backlit LCD.

Download FREE demo software. Sales only: 1-888-7SAELIG

www.saelig.com 716-425-3753 • 3835 (fax) saelig@aol.com

pico
Technology Limited

Stocked in NY by Saelig Company: Virtual Instruments, I2C and embedded controllers, BITlink 2-wire networks, RS232/422/485, frame grabbers, etc. See www.saelig.com for Product of the Month!

PC-based Instruments!

LED 'GRAPH' CIRCUITS

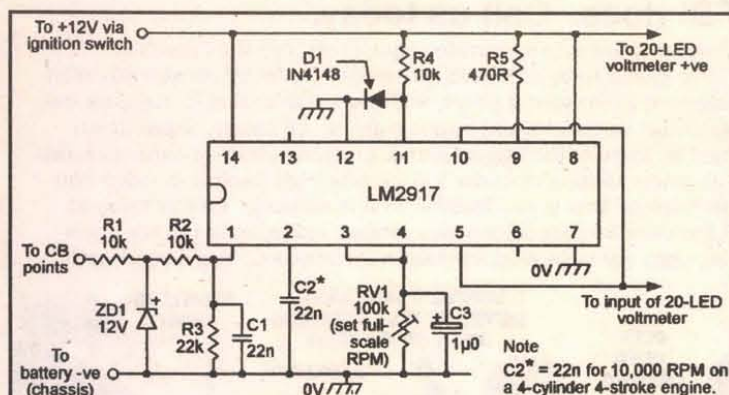


Figure 16. Vehicle tachometer conversion circuit for use with a 20-LED voltmeter.

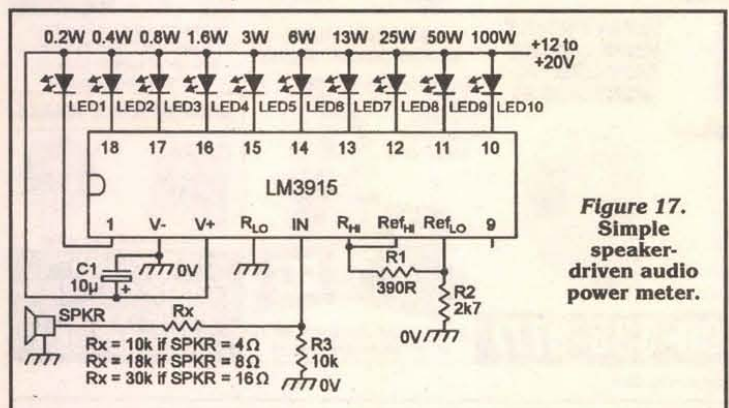


Figure 17. Simple speaker-driven audio power meter.

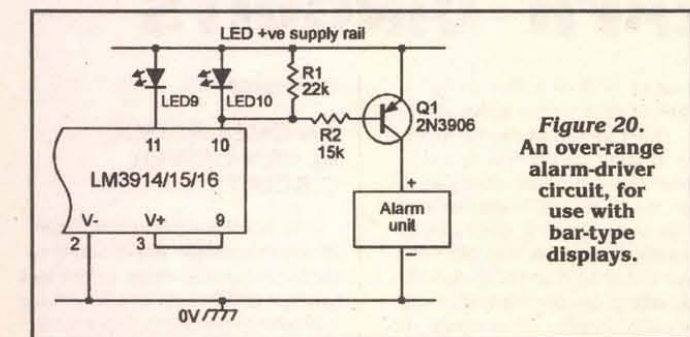


Figure 20. An over-range alarm-driver circuit, for use with bar-type displays.

ignition switch.

BAR-MODE VOLTMETERS

The dot-mode circuits of Figures 5 to 9 can be made to give bar-mode operation by simply connecting pin 9 to pin 3, rather than to pin 11. When using the bar mode, however, it must be remembered that the IC's power rating must not be exceeded by allowing excessive output-terminal voltages to be developed when all 10 LEDs are on. LEDs drop roughly 2V when they are conducting, so one way around this problem is to power the LEDs from their own low-voltage (3 to 5V) supply, as shown in Figure 10.

An alternative solution is to power the IC and the LEDs from

the same supply, but to wire a current-limiting resistor in series with each LED, as shown in Figure 11, so that the IC's output terminal saturates when the LEDs are on.

Figure 12 shows another way of obtaining a bar display without excessive power dissipation. Here, the LEDs are all wired in series, but with each one connected to an individual output of the IC, and the IC is wired for dot-mode operation.

Thus, when (for example) LED 5 is on, it draws its current via LEDs 1 to 4, so all five LEDs are on and the total LED current equals that of a single LED, and total power dissipation is quite low. The LED supply to this circuit must be greater than the sum of all LED volt-drops when all LEDs are on, but must be within the voltage limits of the IC; a regulated 24V supply

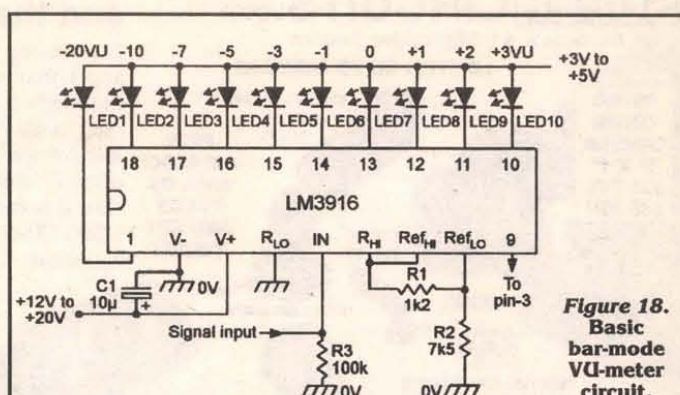


Figure 18. Basic bar-mode VU-meter circuit.

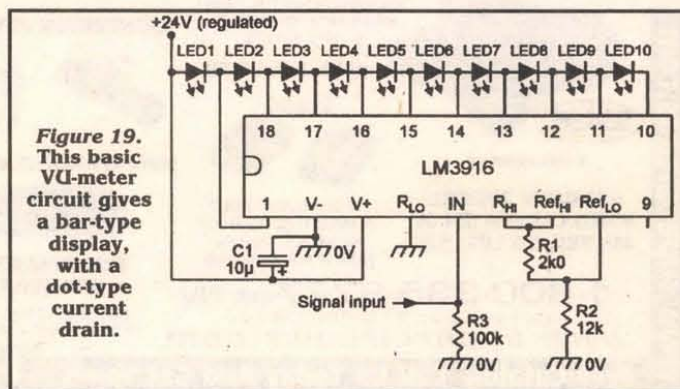


Figure 19. This basic VU-meter circuit gives a bar-type display, with a dot-type current drain.

is thus needed.

Figure 13 shows a very useful modification which enables the above circuit to be powered from unregulated supplies within the 12 to 18 volt range. In this case, the LEDs are split into two chains, and the transistors are used to switch on the lower (LEDs 1 to 5) chain when the upper chain is active; the maximum total LED current equals twice the current of a single LED.

20-LED VOLTMETERS

Figure 14 shows how two LM3914 ICs can be inter-connected to make a 20-LED dot-mode voltmeter. Here, the input terminals of the two ICs are wired in parallel, but IC1 is configured so that it reads 0 to 1.2 volts, and IC2 is configured so that it reads 1.2 to 2.4 volts. In the latter case, the low end of the IC2 potential divider is coupled to the 1.2V reference of IC1, and the top end of the divider is taken to the top of the 1.2V reference of IC2, which is raised 1.2V above that of IC1.

The 20-LED Figure 14 circuit is wired for dot-mode operation and, in this case, pin 9 of IC1 is wired to pin 1 of IC2, pin 9 of IC2 is open circuit, and a 22k resistor is wired in parallel with LED 9 of IC1.

Figure 15 shows the connections for making a 20-LED bar-mode voltmeter. The connections are similar to those of Figure 14, except that

pin 9 is taken to pin 3 on each IC, and a 470R current-limiting resistor is wired in series with each LED to reduce the power dissipation of the ICs.

To conclude this look at LM3914 circuits, Figure 16 shows a simple frequency-to-voltage converter that can be used to convert either of the Figure 14 or 15 circuits into 20-LED tachometers (RPM-meters).

This converter should be interposed between the vehicle's contact-breaker points and the input of the voltmeter circuit. In Figure 16, the C2 value of 22nF is the optimum value for a full-scale range of 10,000 RPM on a four-cylinder four-stroke engine. For substantially lower full-scale RPM values, the C2 value may have to be increased — the value may have to be reduced on vehicles with six or more cylinders.

LM3915/LM3916 CIRCUITS

The LM3915 'log' and LM3916 'semi-log' ICs operate in the same basic way as the LM3914, and can in fact be directly used in most of the circuits shown in Figures 5 to 15. In most practical applications, however, these particular ICs are used to indicate the value of an AC input signal, and the simplest way of achieving such a display is to connect the AC signal directly or via an

AMAZING MICROVIDEO!

SUPERCIRCUITS.COM

America's #1 Microvideo Source

LIPSTICK VIDEO CAMERAS

MICRO COLOR CAMERA
1" X 1"
350 TVL
\$89.95!!



STEALTHY SUPER PINHOLE
\$69.95



FREE CATALOG! CALL US TODAY AND GET YOURS!

WOW!

FREE PLUG & PLAY CABLES
1 YEAR WARRANTY

AMAZING!



STEALTHY SEE-IN-THE-DARK
WEATHERPROOF WITH 56 IR LED's \$139.95

WIRELESS VIDEO

\$89.95



2.4 GHz AUDIO/VIDEO
TRANSMITTER, RECEIVER
W/ 700 FOOT RANGE
PART 15 FCC APPROVED

\$34.95

1 YEAR WARRANTY

STEALTHY PINHOLE VIDEO CAMERA \$34.95
410 TVL, 0.5 LUX, 1.2"

1-800-335-9777 ext. NV

Or fax us at 512-260-0444

www.supercircuits.com

Free Catalog- Call Us Today And Get Yours

Buy your microvideo equipment where NASA, The Air Force, JPL, Lawrence Livermore Labs and the FBI does. Call us today.

For the best in high performance microvideo equipment, call the experts at Supercircuits. We've grown to be America's microvideo leader by consistently offering the best equipment at the lowest prices, with unbeatable service...compare our plug 'n play ease of use, warranties and return policies. Of course, Supercircuits microvideo is used by some of the biggest names in science, industry and national defense. But with prices starting at under \$35 for tiny high resolution video cameras, it is truly technology that is as affordable as it is amazing. Call us today at 1-800-335-9777 for a free 80 page microvideo catalog, loaded with photos, specs and more. Or log onto our website at www.supercircuits.com. You'll be amazed!

WORLD'S SMALLEST! LISTED IN 1999 GUINNESS BOOK OF RECORDS

CCTV VIDEO CAMERA
\$79.95!

SONY CHIPSET



.04 LUX
460 TVL
2 YEAR WARRANTY

NIGHTVISION VIDEO CAM



MINI TIME/DATE OVERLAY

MINI REALTIME B/W QUAD

TINY SIZE, 12 VDC/120
1 YEAR WARR- \$149.95

ULTRA PINHOLE VIDEO CAMERA-EASY CONCEALMENT \$109.95



AMAZING NEW UNDERCOVER VIDEO

CAP CAM \$149.95
GLASSES CAM
TIE CAM
BAG CAM
PAGER CAM



WIRELESS VIDEO



WORLD'S SMALLEST VIDEO CAMERA & TRANSMITTER-700 FOOT RANGE \$299.95
1 YEAR WARRANTY

UNBEATABLE DEAL!



350 Lines of Resolution
TINY 1.25" COLOR CAMERA-PLUG & PLAY-ONLY \$69.95!!

SONY GV-A500HI-8 VCR WITH 4" TFT MONITOR \$979.95

Write in 111 on Reader Service Card.

CE1

CABLE WHOLESALE

NEW VIEWMASTER 4000

\$45

MINIMUM 10 LOT

Call for our other cable products

Dealers Wanted
Call Toll Free
1-866-814-6703

Se habla Español

www.ceicable.com

LED 'GRAPH' CIRCUITS

attenuator to the pin 5 input terminal of the IC, as shown in Figure 17. The IC responds only to the positive halves of such input signals, and the number of illuminated LEDs is thus proportional to the instantaneous peak value of the input signal.

The Figure 17 circuit is that of a simple LM3915-based audio power meter that is used to indicate instantaneous output voltage values from an external loudspeaker. Pin 9 is left open-circuit to give dot-mode operation, and R1 has a value of 390R to give an LED current of about 30mA, thus giving a clear indication of brief instantaneous voltage levels. The meter gives audio power indication over the range 200mW to 100W.

Figure 18 shows the basic way of using the LM3916 IC as a VU-meter with a full-scale sensitivity of 10V DC. The circuit is shown connected for bar-mode operation, using separate supply voltages for the LED display and for the actual IC, and with the component values shown, gives a current drive of 10mA to each active LED.

If preferred, the IC can be used to give dot-mode operation, using a common 12V to 20V supply for the LEDs and the IC, by leaving pin 3 open circuit and changing the R1-R2

values to 390R-2k4, thus giving 30mA of drive to the active LEDs.

Figure 19 shows an alternative way of using the LM3916 as a VU-meter with a bar-type display. In this case, the IC is used in the same way as the basic Figure 12 low-current-consumption circuit, with pin 9 left open circuit so that the IC actually operates in the dot mode, but with the LEDs wired in series across the display-driving pins so that a bar-type display is obtained, with all active LED currents flowing through the currently-active driving pin. With the component values shown, this circuit has a full-scale sensitivity of 10V and provides a LED-drive current of 16mA.

The basic Figures 17 to 19 LM3915 and LM3916 circuits are shown being driven directly from AC signal inputs, and this technique is adequate in many applications.

In cases where the display is required to relate specifically to peak — RMS — or average values of AC input voltage, this can be achieved by interposing a suitable AC-DC converter circuit between the AC signal and the pin 5 input terminal of the LM3915 or LM3916 IC. Many suitable circuits are published in op-amp application manuals and circuit reference books and

encyclopedias, etc.

AN OVER-RANGE ALARM-DRIVER CIRCUIT

To conclude this article, Figure 20 shows a simple way of fitting an alarm-driving over-range switch to a bar-type LM3914-series LED-driving indicator circuit. Here, pnp transistor Q1 is wired between the LED positive supply rail and the 0V rail, with its base connected to the IC's pin 10 (which drives LED10) and with a self-contained alarm unit wired in series with its collector. Normally, LED10, Q1, and the alarm are all off, but if LED10 turns on, it pulls Q1, on via R2 and thus activates the alarm unit, which indicates the 'over-range' condition.

In this circuit, the alarm unit may take the form of a piezo siren unit that generates an acoustic alarm sound, or a gated astable switch unit that repeatedly switches the LED brightness between high and low levels under the over-range condition, or may be a combination of both of these units. If desired, the unit can be activated by any one of the display LEDs, in which case, the alarm will activate whenever that or any higher LED is energized. **NV**

CALL TOLL FREE

(800) 292-7711
Orders Only

Se Habla Español

C&S SALES

Secure On-line Ordering @ cs-sales.com

CALL OR WRITE
FOR OUR
FREE

64 PAGE CATALOG!
(800) 445-3201

Digital Multimeters

Elenco Model M-1740



\$34.95

- 11 Functions:
- Freq. to 20MHz
- Cap. to 20µF
- AC/DC Voltage
- AC/DC Current
- Resistor
- Diode Test
- Transistor Test
- Meets UL-1244 safety specs

Model M-2780N
\$19.95
(9 functions)

Elenco Model LCR-1810



\$99.95

- Cap. 0.1pF to 20µF
- Inductance 1µH to 20H
- Resistance 0.01Ω to 2,000MΩ
- Temperature -20°C to 750°C
- DC Volts 0 - 20V
- Freq. up to 15MHz
- Diode/Audible Continuity Test
- Signal Output Function
- 3 1/2 Digit Display

Elenco Model LCM-1950



\$69.95

- Large 1 3/4 Digit LCD
- Auto-ranging Freq. to 4MHz
- Cap. to 400µF
- Inductance to 40H
- Res. to 4,000MΩ
- Logic Test
- Diode & Transistor Test
- Audible Continuity Test

Fluke 87III



\$319

- Features high performance AC/DC voltage and current measurement, frequency, duty cycle, resistance, conductance, and capacitance measurement.

Quantity Discounts Available

Deluxe Soldering Stations

Elenco SL-5 Series

Electronically controlled, ideal for professionals, students, and hobbyists. Available in kit form or assembled.

As Low As
\$29.95

Works w/ any iron! Turn any soldering iron into a variable iron.

Quantity Discounts Available



Features:

- Cushion Grip Handle
- Soldering Iron (optional) with Grounded Tip for Soldering Static-Sensitive Devices. Easily Replaceable. Uses Long-Life, Plated Conical Tip.
- Heavy Steel, Non-Slip Base.
- Iron Holder Funnel - Reversible, left or right side.
- Steel Tray for Sponge Pad.
- Sponge Pad.

Test Equipment

10 Function 1.3GHz Universal Counter Elenco Model F-1300

- Frequency .05Hz - 1.3GHz 3 Ranges
- Period - Can read 60Hz to 60,000,000 F=1/T
- Totalize - Counts to 199,999,999
- RPM - 3 to 209,999.4 RPM
- Duty Cycle
- Max/Min/AVG with Time
- Stop-watch set .2 sec. to 100 hrs.
- Math Functions
- Timer - 2 sec. to 99 days
- Pulse Width - 0.1ms to 66666.6ms

\$229.95



Elenco Handheld Universal Counter 1MHz - 2.8GHz Model F-2800



\$99

- Sensitivity:
- <1.5mV @ 100MHz
- <5mV @ 250MHz
- <5mV @ 1GHz
- <100mV @ 2.4GHz

Features 10 digit display, 16 segment and RF signal strength bargraph. Includes antenna, NiCad battery, and AC adapter.

C-2800 Case w/ Belt Clip.....\$14.95

Elenco Quad Power Supply Model XP-581

4 Fully Regulated Power Supplies in 1 Unit



\$85

4 DC Voltages: 3 fixed; +5V @ 3A, +12V @ 1A, 1 variable; 2.5 - 20V @ 2A • Fully Regulated & Short Protected • Voltage & Current Meters • All Metal Case

Elenco Power Supply Model XP-603



\$85

- 0-30VDC @ 3A Output
- 3A Fused Current Protection
- Current Limiting Short Protection
- 0.025Ω Output Impedance

Elenco 10Hz - 1MHz Digital Audio Generator Model SG-9300



\$225

Features built-in 150MHz frequency counter, low distortion and sine/square waves.

SG-9200 (w/o counter) \$124

Elenco RF Generator with Counter (100kHz - 150MHz) Model SG-9500



\$225

Features internal AM mod. of 1kHz, RF output 100MV - 35MHz. Audio output 1kHz @ 1V RMS.

SG-9000 (analog, w/o counter) \$124

Ordering Information:

Model SL-5 - No iron. **\$29.95**

(Kit SL-5K) **\$29.95**

Model SL-5-40 - Includes 40W UL iron. **\$35.95**

(Kit SL-5K-40) **\$35.95**

Model SL-5-60 - Includes 60W UL iron. **\$36.95**

(Kit SL-5K-60) **\$36.95**

Limited Time Offer: **FREE SP-1A Solder Practice Kit w/ Kit Order!**

Weller WLC-100 - Variable Power Control 5 - 40 watts **\$34.95**



Elenco Model SL-30

\$84.95

- Tip temperature changeable from 300°F (150°C) to 900°F (480°C).
- Temperature is maintained within +10°F of its preset temperature.
- The tip is isolated from the AC line by a 24V transformer.
- The tip is grounded to eliminate static charges.

SL-10 - Same as SL-30 w/o digital display **\$59.95**

Weller Model WTCPT Controlled Output Soldering Station


- Transformer powered soldering station complete w/macro style, low voltage, temperature controlled soldering iron.
- PT Series soldering tips come in a variety of shapes and sizes in three standard temperature ranges: 600°F, 700°F, & 800°F.
- 0-24V output - 60 watts.
- Special "closed loop" method of controlling maximum tip temperature.



\$125

Elenco Oscilloscopes

Free Dust Cover and 2 Probes



- S-1325 25MHz Dual Trace **\$325**
- S-1330 25MHz Delayed Sweep **\$439**
- S-1340 40MHz Dual Trace **\$475**
- S-1345 40MHz Delayed Sweep **\$569**
- S-1360 60MHz Delayed Sweep **\$725**
- S-1390 100MHz Delayed Sweep **\$895**

DIGITAL SCOPE SUPER SPECIALS

- DS-203 20MHz/10Ms/s Analog/Digital **\$695**
- DS-303 40MHz/20Ms/s Analog/Digital **\$850**
- DS-603 60MHz/20Ms/s Analog/Digital **\$950**

Elenco Educational Kits

Model XK-150

Digital / Analog Trainer

\$89.95



- 830-pin Breadboard
- 8 Data Switches
- 8 LED Buffered Readouts
- Built-in Function Generator (sine and square wave)
- Built-in Clock Generator
- Variable Power Supply +1.25V to 15VDC @ 25A -1.25V to -15VDC @ 25A +5VDC @ 25A +30VAC center-tapped at 15VAC @ 25A

Model AR-2N6K

2 Meter / 6 Meter Amateur Radio Kit

\$34.95



Model AK-700

Pulse/Tone Telephone Kit

\$15.95



Model AM-780K

Two IC Radio Kit

\$11.95



Model AK-870

Radio Control Car Kit

\$24.95



Model M-1005K

DMM Kit


\$15.95



Model MX-901

Electronic Crystal Radio

\$6.95



CCTV Cameras

Cameras have 420 lines (360 color) of resolution, 0.08 Lux, 3.6mm/F2 90° field of view. Power requirement is 12VDC @ 100mA (order SC-1).

MONOCHROME CAMERAS

COLOR CAMERAS



SC-12 - 35mm Lens (1.25"x1.25") **\$69**

SC-15 - Pin Lens (1.25"x1.25") **\$69**

SC-20 Pin Lens **\$69**

SC-21 3.6mm Lens **\$69**

360 Lines 1.25" x 1.25" Infrared Sensitive, Audio Included

Add \$10 for lens • Add \$10 for audio

\$109

Accessories:

- SC-1 - 12V 100mA adapter **\$6.95**
- SC-2 - 50' cable w/ connectors **\$19.95**
- Add \$10 for case
- Call for complete catalog.

Guaranteed Lowest Prices

UPS SHIPPING: 48 STATES 5%
OTHERS CALL FOR DETAILS
IL Residents add 8.25% Sales Tax

SEE US ON THE WEB


C&S SALES, INC.

150 W. CARPENTER AVENUE
WHEELING, IL 60090
FAX: (847) 541-9904 (847) 541-0710
<http://www.cs-sales.com>



15 DAY MONEY BACK GUARANTEE

2 YEAR FACTORY WARRANTY



by Jon Williams

Stamp

Applications

A TALKING PET TRAINER

A

During my first run with this column, I wrote an article on using the long-obsolete — but still available — SPO256-AL2 allophone speech synthesizer. That one article has generated more email than all the rest of my articles combined. Clearly, Stamp enthusiasts are interested in speech.

In this mode, the device has the ability to record and playback a single message.

Figure 1 is the schematic for the IS25xxx circuit in Push-Button mode. This circuit was lifted right out of the ISD documentation. The only modification I made was to remove the switches and to add 10K pull-ups to the control inputs (CE, PD, and P-R). This portion of the project is, in fact, a stand-alone module and you could experiment with the ISD by adding a normally-open push button to CE and SPST switches to the PD and P-R inputs.

Note that this circuit is compatible with the ISD2560, ISD2575, ISD2590, and ISD25120. These parts differ in the length of the recorded message space (60, 75, 90, and 120 seconds). The increase in storage space is accomplished by lowering the audio sampling rate. This does give you more storage, but the price you pay is in sound quality. I stuck with the ISD2560 because 60 seconds is quite long and the quality is very good. I personally found the sound quality of the ISD25120 unacceptable for this project.

side from being hard to find, the SPO256-AL2 has a very tinny, robotic quality to the speech. This is actually kind of cool for robotics, but some applications require higher quality speech and may even need non-speech sounds.

Enter the ISD25xxx series of chips. These digital recorders are easy to find and equally easy to use. They differ from the SPO256-AL2 in that they do not come with stored sounds or speech; it is up to you to put those in. Once a message has been recorded, it is stored in non-volatile memory. This means you won't lose your recording when power is removed from the circuit. This is particularly useful in battery-powered applications.

Polly Want A Stamp?

I got started with the ISD at the request of my friend, Mike. At the time, Mike was a fledgling Stamper that went out and bought a parrot — a big, beautiful, very expensive parrot. With the investment, Mike figured the bird should learn to talk. Using a BS2 and an ISD2560, he built the first version of his parrot trainer. While workable, he felt like the circuit and software could use some refinement so he sent it to me.

This ISD25xxx is a moderately sophisticated component and has several modes of operation. Our application will use the simplest operational mode: M6 (also referred to as Push-Button mode).

Using the ISD25xxx in Push-Button mode is very easy. Here are the steps:

1. Bring PD high, then low to stop the current cycle and reset the device.
2. Set PR high to play, low to record.
3. "Blip" the CE line (high-low-high) to start the cycle.
4. Bring PD high to stop record cycle and reset the device.

Let's get back to the parrot trainer application. What Mike wanted to do is record a message, press a button to test it, and press another button to play the message back several times after a short delay. The idea behind the delay is to allow him to leave the room and let the bird get settled before the training begins. His original circuit connected the push buttons directly to the ISD and monitored them with the Stamp. I changed this to allow total software control of the ISD. This way, the buttons can be software-debounced and we have more flexibility with the ISD module for future applications.

Figure 2 is the control interface for the Stamp 2. On pins 12, 13, and 14 is standard push-button input that I've used in several other projects. For review, the 220-ohm resistors on these pins protect the Stamp in the event that one of those pins is accidentally configured as an output and set high (five volts) while the button on that line is pressed. If we had this condition without the resistors, we'd have a direct short to ground and would damage the Stamp.

Pin 15 (RecRun) monitors the EOM line from the ISD25xxx. In Push-Button mode, this line goes high while a message is playing or being recorded. Notice that I've also tied this line to the anode side of the Record (red) and Play (green) LEDs. By doing this, I know that the ISD is working. The appropriate LED is selected by making its output line (6 for record, 7 for play) low.

Pin 8 controls the Train (yellow) LED. In our application, this LED will blink while in the delay period and be on solid while the training period (the time when the recorded message is being repeated) is in progress. Pins 9, 10, and 11 are the control outputs to the ISD. Okay, let's jump into the code.

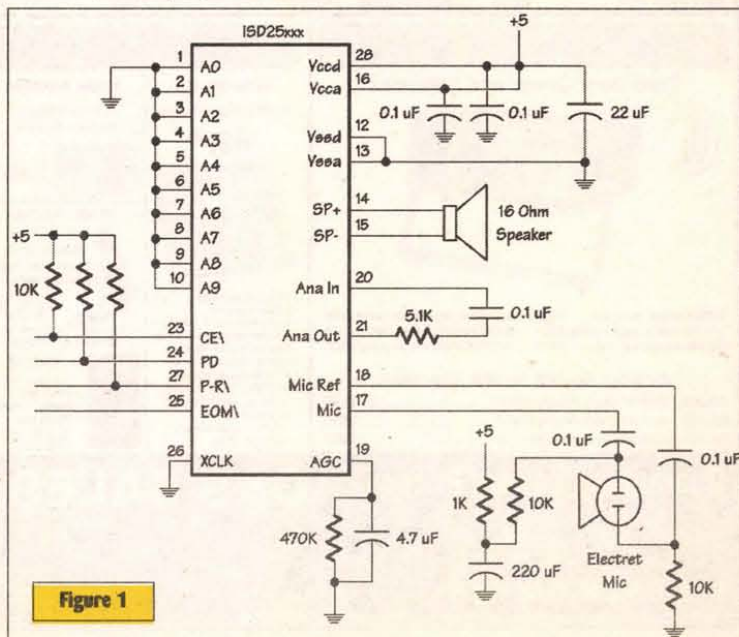
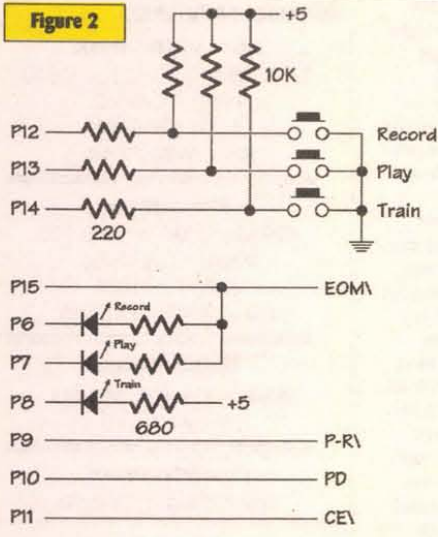


Figure 1

STAMP APPLICATIONS A TALKING PET TRAINER

Figure 2



Setting PD, CE, and PR high initializes the ISD25xxx. This causes the device to reset and defaults to play mode. All of the LEDs are extinguished by setting their control outputs high. Finally, PD is brought back low, bringing the ISD out of reset and allowing a new cycle to be initiated.

After initializing the program, make sure that there are no stuck buttons by scanning the button inputs until none are pressed. This section of code calls a subroutine **GetBtn** to scan and debounce the button inputs. I've used

this code before, but I think its operation is worth repeating since button debouncing is important and this subroutine handles multiple inputs.

Let's start at the end. When we return from **GetBtn**, the variable called **btns** will hold the debounced inputs. We start, then, by enabling specific inputs by setting those bits in **btns**. Then we scan the inputs and logically AND the new inputs with the current value. Since our inputs are active-low, we use the inversion operator (~) to correct them. Any input that is not active will then have a value of zero. As you know, zero ANDed to any value is zero. This eliminates that particular input for this iteration of **GetBtn**. The inputs are scanned five times using a **FOR-NEXT** loop. With a 10-millisecond **PAUSE** in the loop, the subroutine takes just over 50 milliseconds to run. If an input is active through all five loops of the routine, its bit in **btns** will remain set (1) and be returned to the program as a valid input.

Back in the main program, we'll actually spend most of our time at the label called **Scan**. At this point, we get the inputs, use **LOOKDOWN** to convert the buttons to a value from 0 to 3, then use **BRANCH** with this value to jump to the code that corresponds to our button input.

Let's start by recording a message. To do this, we press and hold the Record button. This causes the program to **BRANCH** to **_Rec**. There's a 250-millisecond delay here to allow us to be ready to record. PR is taken low to put the ISD25xxx into record mode, then the record cycle is started by "blipping" the CE line. Advanced Stamp programmers will probably wonder why I didn't use **PULSOUT** to take care of the blip. I tried this method and got inconsistent results (maybe I have a marginal part). Anyway, I ended up just brute-forcing it with the **Blip** subroutine.

Once the ISD25xxx is activated, making Pin 6 low enables the Record LED. Remember that the EOM line on the ISD25xxx goes high during playback and recording. With Pin 6 low and the EOM high, the Record LED will light.

The program then monitors the Record input and stays in a tight loop (at the label **RLoop**) until the button is released. When this happens, the record cycle is halted and making PD high resets the ISD25xxx. The program then jumps back to the initialization section to clean up everything before waiting for the next input.

Now that we've got a message recorded, we can test it by pressing the Play button. This causes the program to **BRANCH** to **Play**. This code starts

Order Today!



"PROGRAMMING AND CUSTOMIZING THE BASIC STAMP COMPUTER"
by Scott Edwards

Build smart electronics projects with the inexpensive, simple-to-use, surprisingly powerful BASIC Stamp.

ONLY \$34.95

As a paid subscriber to **Nuts & Volts**, you'll receive **10% off the list price!!**

(See ad on page 50 for ordering details and other titles currently available.)

```

'-----[ Title ]-----
'
' File..... PARROT.BS2
' Purpose... ISD25xxx Controller
' Author.... Jon Williams
' E-mail.... jonwms@aol.com
' Started... 03 APR 1999
' Updated... 29 JUL 2000

'-----[ Program Description ]-----
'
' This program, based on an original by Mike Politoski, controls
anISD25xxx
' series ChipCorder(r) IC. This program allows the user to record a
' message (length determined by the chip) and play it back several times
' to train a parrot or other talking bird.

' Note: The ISD25xxx is configured for Mode 6, push-button mode.

' Modes:
' - Record: Press and hold record button
' - Play: Press play button
' - Training: Press start button

'-----[ I/O Definitions ]-----
'
LEDr_ CON 6 ' recording LED
LEDp_ CON 7 ' playback LED
LEDt_ CON 8 ' training LED

PR CON 9 ' ISD Play/Record_
PD CON 10 ' ISD Power Down
CE_ CON 11 ' ISD Chip Enable

BtnRec VAR In12 ' Record control button
BtnPlay VAR In13 ' Play control button
BtnGo VAR In14 ' Start control button
RecRun VAR In15 ' recording/running out from ISD
bPort VAR InD ' buttons port

```

```

'-----[ Constants ]-----
'
On CON 0 ' active low
Off CON 1

Yes CON 1 ' active high
No CON 0

```

```

'-----[ Variables ]-----
'
btns VAR Nib ' debounced inputs
state VAR Byte ' button input state
delay VAR Word ' delay before training
x VAR Byte ' loop counter
y VAR Word ' loop counter
plays VAR Word ' plays counter

```

```

'-----[ Initialization ]-----
'
Init:
HIGH PD ' reset ISD address
HIGH CE_
HIGH PR
HIGH LEDr_ ' default to Play mode
HIGH LEDp_ ' record LED off
HIGH LEDt_ ' play LED off
PAUSE 30 ' train LED off
LOW PD ' allow device to reset
' bring out of reset

```

```

'-----[ Main Code ]-----
'
Main:
GOSUB GetBtn
IF btns > %000 THEN Main ' wait for release

Scan:
GOSUB GetBtn
LOOKDOWN btns, [%000, %001, %010, %100], state

```


STAMP APPLICATIONS A TALKING PET TRAINER

with a half-second **PAUSE** to allow us to release the Play button. The PR line is set high for playback mode. As with recording, blipping the CE1 line starts the cycle and making Pin 7 low enables the Play LED. The play LED will remain lit for the duration of the recorded message.

The buttons are monitored during playback to allow us to stop before the end of the message. We can do this by pressing any button. If we press a button during playback, the program jumps back to the initialization section where the cycle is halted and the ISD25xxx is reset.

If no button is pressed, we need to wait until the message is finished before resetting the device and waiting for our next input. We do this by monitoring Pin 15 (RecRun). As we stated before, this line is connected to the EOM1 line of the ISD25xxx and will stay high while the message is playing. While this is the case, the program continues to loop back to the label called PLoop. As soon as this input goes low (playback is finished), the test falls through and the device is reset.

Finally we get to the real purpose behind this project: bird training. The training cycle is initiated by pressing the Train button. This causes the program to **BRANCH** to **_Train**. Again, we use a short delay to give time for the Train button to be released. Then we light the Train LED by making Pin 8 low.

What we want to do here is flash the Train LED; one half-second on, one half-second off. This would be pretty easy to do with **PAUSE** statements, but it wouldn't allow us to stop the cycle without "pulling the plug" on our project. Instead, we create a half-second (approximate) delay by calling **GetBtn** nine times with a loop. The process gives us the time delay we need and allows us to abort the training cycle if any button is pressed. If no button is pressed, we turn the Train LED off and wait again using the same technique. This on-wait-off-wait cycle is repeated 280 times using a **FOR-NEXT** loop. This results in a delay of about five minutes.

Once we've past the delay, we turn the Train LED on solid and go into the actual training cycle. This is where we will repeat our recorded message 100 times. There is a 30-second delay between the plays unless a button is pressed which would abort the cycle. The code in this section of the program is identical to the code we've just covered so we don't have to go into details.

Wa-la, a bird trainer. Mike reported that it worked exceptionally well and yet, there is plenty of room for upgrades. I found that the ISD25xxx will drive a speaker pretty loudly. If you want volume control (more or less), you can

run the output into an LM386 audio amplifier circuit. You might also make the delay time and number of plays variable by adding a couple of switches or pots. For those of you interested in Mike's other bird training projects, check out his web site at www.birdwords.com.

Now some of you know that I have a goldfish and no matter how many times I play messages for him, he's not talking. So, what am I going to do with my trainer? Well, Halloween (my favorite day of the year) is next month and I've got plans to load this dude into a plastic skull. My intention is to use an infrared beam to start the playback, with a randomized delay before the message starts. The randomized delay will help prevent smart-alecs from figuring out how the talking skull works. I'm also going to experiment with using the audio output to modulate glowing LEDs in the eye-sockets of the skull. It should be a fun Halloween ...

If you're not inclined to build your own circuit, Parallax has a new ISD AppMod that gives you serial control over the ISD2560 and up to eight messages. The part number is #29111 and the price is only \$89.00.

And for those of you that are inclined to do your own thing and want to pursue more advanced options of the ISD chips, you might want to take a look at products offered by Quadravox. They have parts and modules that give you serial control over the ISD and support multiple messages. I don't have any personal experience with their products, but I've seen some very favorable messages posted to the Stamp mail list about them.

Until next time, Happy Stamping. **NV**

Resources:

Jon Williams

3718 Valley View Lane, #3040
Irving, TX 75062
(972) 659-9090
jonwms@aol.com

Parallax

599 Menlo Drive, Suite 100
Rocklin, CA 95756
(888) 512-1024
www.parallaxinc.com

ISD25xxx

Documentation
www.isd.com

Quadravox

www.quadravox.com

```

BRANCH state,[Scan, _Rec, _Play, _Train]
GOTO Scan

_Rec:
  PAUSE 250          ' time to get ready
  LOW PR             ' record mode
  GOSUB Blip         ' initiate recording
  LOW LEDr_          ' record LED on

RLoop:
  GOSUB GetBtn
  IF btns = %001 THEN RLoop ' record until release
  HIGH PD            ' reset device
  GOTO Init

_Play:
  PAUSE 500          ' time to release play
  HIGH PR            ' playback mode
  GOSUB Blip         ' initiate playback
  LOW LEDp_          ' play LED on

PLoop:
  GOSUB GetBtn
  IF btns > %000 THEN Init ' abort if any button pressed
  IF RecRun = Yes THEN PLoop ' check until message done
  HIGH PD              ' reset device
  GOTO Init

_Train:
  PAUSE 500          ' time to release start button

  FOR delay = 1 TO 280 ' 5 minute delay
    LOW LEDt_         ' train LED on

    FOR y = 1 TO 9    ' ~1/2 second delay
      GOSUB GetBtn
      IF btns > %000 THEN Init ' - check inputs
      NEXT            ' abort if button pressed

    HIGH LEDt_        ' train LED off

    FOR y = 1 TO 9    ' ~1/2 second delay
      GOSUB GetBtn
      IF btns > %000 THEN Init ' - check inputs
      NEXT            ' abort if button pressed

  NEXT ' delay

  LOW LEDt_          ' train LED on
  FOR plays = 1 TO 100
    HIGH PR           ' play message 100 times
    GOSUB Blip        ' play mode
    LOW LEDp_         ' initiate play
    LOW LEDp_         ' play LED on

  SLoop:
    GOSUB GetBtn
    IF btns > %000 THEN Init ' abort if any button pressed
    IF RecRun = Yes THEN SLoop ' wait until finished playing
    HIGH PD              ' reset the ISD
    HIGH LEDp_          ' play LED off
    PAUSE 25            ' out of reset
    LOW PD              ' 30 second delay between plays
    FOR y = 1 TO 500
      GOSUB GetBtn
      IF btns > 0 THEN Init ' scan buttons
    NEXT                ' abort if button pressed

  NEXT

  GOTO Init            ' reset and start over

' -----[ Subroutines ]-----
'
' Blip:
'   LOW CE_           ' initiate playback or record
'   PAUSE 25
'   HIGH CE_
'   RETURN

'   scan and debounce button inputs
'   - inputs must stay low for 50 ms
'   - any debounced button returns high bit in "btns"

GetBtn:
  btns = %0111        ' scan record, play and wait
  FOR x = 1 TO 5
    btns = btns & -bPort ' check current state
    PAUSE 10
  NEXT
  RETURN

```


SUPER POWERFUL, SHARP, NiMH BATTERY, Type BT-H42U,
an amazing 3.6v @8.1Amp Hours in a 2.2" Cube!
 This is a Brand New, Factory sealed, original equipment battery. This is THE SHARP battery not an off brand lower capacity replacement. These are very hard to find and sell for over \$100. They provide over twice the power of replacement units. This is a Nickel-Metal, Hydride chemistry for NO MEMORY EFFECT. Design this puppy into your next robot. That's no type 8100mAh or 8.1 AH! Unbelievable... but true... true...
SPECIAL.....\$24ea.

WOW! THERMAL IMAGER from TEXAS INSTRUMENTS, NIGHTSIGHT 100.
 Detects a human sized image at up to 800ft., in complete darkness. Yes, it is tough to hide from a thermal imager. You have seen them in action on "COPS". This like new unit generates a real time, black and white video output, compatible with any standard monitor or VCR. Unlike "Night Vision" systems which require some available light or added external illumination, the thermal imager will operate in TOTAL darkness. Also ambient lighting such as street lights or bright auto headlights have no blinding effect. Thermal imagers function by detecting the difference between the background ambient temperature and the temperature of the objects being observed. Completely self contained, up to 12VDC and it works. Specifications: Temperature stabilization via internal thermoelectric cooler. FOV 27H x 18V degrees. Power required: 12VDC @2Amps max. Video output standard NTSC/Composite. Auto brightness and contrast. Selectable image polarity. <30 seconds from turn on to operation. Operating temp. range -40 to +122F. Waterproof package is only 8 1/4" x 7 1/4" x 8". Weight: 6.5 lbs. FANTASTIC don't miss out. Regular Price \$850.00, SPECIAL, NIGHTSIGHT 100.....\$5549ea.

WORLD'S SMALLEST * 100mW *** VIDEO TRANSMITTER, ON SALE**
 Incredibly only 0.9" x 0.8" x 0.37". Transmits crystal controlled hi-res. images with 100mW output! The transmitter you've been waiting for. Shown actual size. Much smaller than the 9V battery which powers it! Draws only 35mA! Factory tuned. Receive on cable channel 59. Will work with color or B&W cameras. UHF Bow tie antenna with balun and 3' F cable for TV included. Perfect with our GM1000A. SPECIAL TVX-100...\$159 with GM1000A CAMERA...\$209

TEKTRONIX 2465, 4 Chan., 300MHz, O'Scope,
With on screen waveform stats
 One of the most popular & powerful scopes available at a reasonable cost. Features: 500ps/Div sweep, 2mV/Div vertical sensitivity, 100mV / 50-ohm input, 500MHz trigger bandwidth, four channels. On-screen waveform cursors provide vert. & horiz. scale factors, trigger level, voltage, time, freq., phase, ratio values and mode indication. Complete with 2 probes, and manual. Excellent condition. 90 day warranty. Very Ltd. Qty.....\$2195.

ULTRA MINI and WEATHERPROOF, "LIPSTICK" SLEEK black anodized, alum. housing, O-Ring sealed & RAINPROOF. Adj. tilting mount. 1/3" CCD, 380 Lines, 0.3 Lux, AGC, Auto Shutter. 12VDC @100mA, 4mm, f1.8, 78° FOV real glass lens, NTSC video. <1ounce! IR SENSITIVE. 23mmx35mm, 36" cable with BNC video & DC barrel jack. GM-200K, PINHOLE Model. So tiny you can install it directly into a door. Only a 0.9" diameter hole! Specs as above. 90° FOV Pinhole lens. 1/2 ounce! Size only 23mm d. x35mm long. Think of the places you could put this little jewel.
LOOK! SPECIAL PRICE, GM-200KSTD...\$69
LOOK! SPECIAL PRICE, GM-200KPH...\$69

NEW, "COLOR STEALTH CAM", MICRO SIZE, with AUDIO!
 That's right! COLOR! In the same size package too! Sleek aluminum housing fits like a glove! Removeable mtg. bracket & a 1.3M cable with BNC vid., RCA aud., internal mic & DC pwr. jack for, no sweat hook up. Why fool around with an open P.C. board? Now you can have the "COLOR STEALTH CAM".
 • 1/3" • 350 Lines
 • Auto Shutter
 • 270k pixels
 • Focus:10mm to inf.
 • 1ounce!
 • Size: 31mm sq. x 28mm d.
GM-4000S-STD w/audio SPECIAL \$299ea

B & W "STEALTH CAM", MICRO SIZE, with AUDIO!
 The sleek aluminum housing fits like a glove! Removeable mtg. bracket & a 1.3M cable with BNC vid., RCA aud., internal mic & DC pwr. jack for, no sweat hook up. Why fool around with an open P.C. board? Now you can have the "STEALTH CAM".
 • 1/3" CCD • 410 Lines • 0.3 Lux
 • AGC • Auto Shutter • Pwr. 12V @110mA • 250k pixels • Std. 4mm, 78° FOV lens • Pinhole, 90° FOV • Focus:10mm to inf. • NTSC video • <ounce! • IR SENSITIVE • Size: 30mm sq. x 29mm d. PH: 16mm d. Don't confuse with LOW RES., HIGH LUX C-MOS CAMERAS. **GM-2000S-STANDARD OR PINHOLE, SPECIAL...\$69ea.**

NOW YOU CAN SEE WHAT THE "FISHES ARE DOING" (down 60 ft.) UNDERWATER B&W CAMERA with INTERNAL, INFRARED ILLUMINATOR!
 Sleek black anodized, BRASS, housing. O-Ring sealed & WATERPROOF. Adjustable mount incl. Specs: 1/3" CCD, 400 Lines res., 0.05 Lux sensitivity, AGC, Auto Shutter. 12VDC @225mA, 4mm, 78° FOV lens. A real glass lens. NTSC video out. Superior construction. SENSITIVE to IR. Ultra small Size only: 1.25" diam. X 2" long. With 60 ft. cable. Perfect as a remote area inspection camera. Great for general outdoor use as well. **GM-300KIR.....\$179**

NEW! NOW YOU HAVE COLOR (down to 60 ft.) UNDERWATER. Built-in WHITE LIGHT LED'S, Sleek black anodized, BRASS, housing. O-Ring sealed & WATERPROOF. Adjustable mount incl. Specs: 1/4" CCD, 350 Lines res., 0.5 Lux sensitivity, AGC, Auto Shutter. 12VDC @120mA, 4mm, 78° FOV lens. A real glass lens. NTSC video out. Superior construction. Ultra small Size only: 1.25" diam. X 2" long. With 60 ft. cable. Perfect as a remote area inspection camera. Now with six super bright, white LED'S! BRAND NEW.
GM-400KW-LED.....\$219ea.

FABULOUS LINEAR SLIDE from Star Linear Systems,

 Roller bearing slide with lead screw provides ultra precision and high load capability.

BRAND NEW. Built for accuracy and strength. Each beautifully machined unit weighs in at a hefty 3.5 pounds. The travel is up to 3.4 inches. The dual Tychoway type "P" roller ways are six inches long and mounted on the 2.6" H x 0.8" x 10.3" L solid, machined aluminum base. The massive 3" L x 2.25" W x 1.1" H carriage block is mounted to load, low profile, roller bearing carriages. Size: 0.75" W x 2.8" L x 0.3" H. The carriage is milled with a precision 10TPI x 0.3" diam. lead screw. Each end of which is ball bearing mounted and pre-drilled for a completely zero backlash, zero play system. The end plate is pre-drilled for a standard size 23 motor. The lead screw drive end is reduced to a 1.85" diameter. The overall finish is superb and protected with clear anodizing. Linear accy is 0.0001" per inch of travel, max. Bidirectional repeatability is 0.0004" per inch. Vertical and horizontal straightness is 0.0004". This is one of the best looking and performing units we have seen in a long time. Limited qty available. **STAR106...\$99ea.**

NEW, THERMO ELECTRIC MODULES, TECA type 960-127, Single Stage
 Brand New, solid state thermoelectric modules. Silent, compact & reliable. Thermoelectrics require no maintenance & can heat by reversing the input. No load cooling to -42°F with the hot side at 77°F. No vibration or noise operates in any orientation. Specs: Max T=66°F @ 27°C, Max current, 3 Amps, Max voltage, 15.4V. For best efficiency and smaller heat sink, derate voltage and current to 75%. Size: 1.18" L x 1.18" W x 0.142" H. **SPECIAL.....\$8ea. or 4 for \$29**

END FIELD OF VIEW GUESSWORK! 3.5 to 8mm VARI-FOCAL LENS
 Brand New, super f1.8 lens allows you to smoothly adjust from a 97° FOV @ 3.5mm to a 44° FOV @ 8mm. Now you can frame your area of interest just the way you want it! Standard CS-Mount with adjustable focus and iris. **SPECIAL.....\$79ea. or 2 for \$149**

SUPER, MINI C-MOUNT CAMERAS, Super sensitive, GM410 or the general purpose GM412. The GM-412 specs: B&W, lens 1.5" sq. X 2.4", 250,000 Pixels, 380 Lines Resolution, Sensitivity 0.3 Lux. The GM410 specs: size only 1.5" sq. X 1.6", >270,000 Pixels, 410 Lines Res., Sens. 0.05 LUX, Both cameras are 1/3" CCD with AGC & Electronic shutter. 12V @110mA power. NTSC out. IR SENSITIVE. BNC video out. Both use std. DC pwr. jack. Aluminum housings with dual threaded top and bottom mounting. True performance not hype! These cameras will outperform any camera in this magazine. Multi-lens options are available to exploit their superior performance. GM412 shown bottom. GM410 shown top. Prices are less c-mount lens.
GM412.....\$99, GM410.....\$169

C-MOUNT LENS OPTIONS:
LOW LIGHT: 16mm, f1.6, 15° FOV\$39ea.
 8mm, f1.3, 40° FOV\$49ea.
 4mm, f1.4, 78° FOV\$49ea.
STANDARD: 4mm, f2.0, 80° FOV\$24ea.
 6mm, f2.0, 60° FOV\$24ea.
 8mm, f2.0, 40° FOV\$24ea.
 12mm, f2.0, 28° FOV\$24ea.

NEW! Low Cost MICRO CAMERAS,
 1/3" CCD, 410 Lines Res., 0.3 Lux lens, AGC, Auto Shutter. Pwr. from 9 to 12VDC @100mA, 250k PIXELS, Std. model, 4mm, 78° FOV lens, Pinhole, 90° FOV. A real glass lens. Both focus from 10mm to infinity. Std. NTSC video out. 1/2 ounce! SENSITIVE to IR. Size: 1.25" sq. x 1.6" PH is 0.6" d, 1.6M long wiring harness with connectors included. WARNING: Don't confuse these models with LOW RESOLUTION, HIGH LUX C-MOS CAMERAS.

GM-1000A-STD.....\$59ea.
GM-1000A-PH.....\$59ea.
GM-1000A-CMNT.....\$59ea.
Micro Lenses for GM1000 series
 2.5mm, 150°, FOV, f2.0\$22ea.
 8.0mm, 40°, FOV, f2.0\$22ea.
 4.3mm, 78°, FOV, f1.8\$22ea.
 6.0mm, 60°, FOV, f2.0\$22ea.
 5.0mm, 70°, FOV, PH.....\$22ea.

6V@12AH SEALED, RECHARGEABLE,
 New Panasonic, LC6V12PI. Tough to get at a discount. Very compact. Two top mounted 1/4" faston connectors. Perfect for high drain projects.
 Size: 5.91" x 3.7" x 1.9"
2 for \$20, or 10 for \$89

HYGIENE ANALYSIS SYSTEM, A VERY UNIQUE DEVICE.
Biotrace, Uni-Lite@XCEL,
 The Most Advanced, State Of The Art, Luminometer Available! Utilizing advanced photon counting techniques and state of the art electronics immediate field determination of contamination levels. This award winning, PC-compatible IR5232 cable and software not included system enables hygiene analysis with test results to identify emerging trends. Developed by Biotrace's team of engineers and microbiologists, Uni-Lite@XCEL, used in conjunction with the Clean-Trace™ and Aqua-Trace™ (not supplied), is considered the most advanced rapid cleanliness testing system in the world. How Does The Uni-Lite@XCEL Work? Reagents are based on the measurement of adenosine triphosphate (ATP) - the energy molecule of all animal, vegetable, bacteria, yeast and mould cells. Food residues are also rich in ATP and provide nutrients for microorganisms to grow. When ATP is brought into contact with the firefly reagent luciferin/luciferase, a reaction takes place, which results in the production of light. This light is then measured in a Biotrace luminometer. Biotrace instruments simply measure this light output. The higher the hygiene risk present the more light is produced! Simply insert the sample, close the chamber and measure! Applications include: Determine the cleanliness of surfaces in food and beverage plants, supermarkets, restaurants etc. Monitor efficiency of biocides. Detect contamination in water samples in the paper and pulp industry, water treatment industry and other water applications. Detect contamination in filterable beverages. Carry out research projects. System can be used with all Biotrace reagents such as the Clean-Trace™ rapid cleanliness test, the Aqua-Trace™ rapid water test, the Bev-Trace™ filterable beverage test and any of the Multi-Trace™ kits. All available from Biotrace. Uni-Lite@XCEL's Main Features • Simple operation • Data Management and Trend Analysis • Multilingual • Lightweight • Windows® connectivity • Easy to follow scroll screens. Display via an internal, 128 x 64 LCD. Hard copy via an internal thermal printer. Uses std. 2.2" wide rolls! Easy menu driven operation via only four buttons. Power required: external 5VDC. System able to use snap in, NICAD pack not supplied. Size: 6.25" W x 8.25" H x 4.4" D. All accessories available from Biotrace. Units are slightly used. Guaranteed to power up and initialize only. We cannot warrant their biological performance. **USD. QTY. SPECIAL.....\$229ea.**

NEW, GM960 TIME LAPSE VIDEO RECORDER
 Finally a brand new, 4 head, T/L recorder with all the features at a price you can afford. Features: • Up to 960 hours on a standard T-120 VHS tape • 12 different modes for record and playback • Audio recording in the 12H and 24H mode • 30day memory backup • Easy mode setting • On-screen menus • Auto-Repeal recording mode • Serial or One-shot recording • Time, Date, speed, and Alarm indicators on screen. These deluxe units are front loading and are 14" W x 3.5" H x 12.2" D. 110VAC powered. **SALE, GM960-VCR\$459ea.**

CO2, 120W CW, SEALED GLASS LASER HEADS
Integral Hard Sealed Mirrors, NEW!
 High quality water cooled heads. Were originally designed for medical application. All models are similar in construction. Size of the model 103: 60" L x 3.2" diam. Model 160: 44" L x 3.2" diam. Model 135: 35" L x 3.2" diam. Power requirement, model 103, 40KV trigger with 25KV @ 10 to 30mA operating current. Model 160 and 135, 30KV trigger with 15-20KV @ 7 to 20mA operating current. These are not toys. They must conform to Class IV 3DRH regulations when assembled into a functioning system. Perfect for engraving, cutting and drilling most materials. Only three available. Only one 200W system. We don't expect any more.
Special 200W dual tube head with metal housing & dual power supply.....\$4395.
Limited Quantity.....100+Watts.....\$1475., 35Watts.....\$895.

NEW! LCD COLOR, TFT, ACTIVE MATRIX DISPLAY
Offers a super 5.6" VIEWABLE AREA, Pro System with Custom Case, BUILT-IN 12V GEL CELL, all A/V cables and charger. Super Deal.
 Pro System with Custom Case, BUILT-IN 12V GEL CELL, all A/V cables & charger. Super Deal. Finally we found a unit with exceptional quality at an affordable price. Perfect as a portable, general purpose color monitor for standard NTSC color or B&W video systems. Fully compatible with all our cameras as well as Camcorders, VCR's etc. Perfect as a rear view system with any video camera by virtue of its built in, mirror image function. Completely enclosed unit has adjustments for color, contrast, brightness & volume, for it's internal stereo speakers! A 1/4 x 20" tripod socket & a tilt down stand for table top viewing. Inputs include: audio (L&R) and video on std. 1/8" mini jacks. External 12VDC on std. barrel connector. Specifications: 5.6", TFT active matrix LCD with 76.8K Pixels, CCR backlight with 270cd/m Luminance, 500mW audio output available on std. 1/8" jack. 12V@600mA powered, 50mV min. or std. line level audio input. Size: 6.4" W x 5.25" H x 2.2" D. First quality. Pro model includes: A luggage quality, custom made, padded case, dual removable straps for shoulder and/or holding at waist level for hands free viewing. Built into the case is a 12V Gel Cell, rechargeable battery plus a complete set of A/V cables. AC power adapter, power switch & charger. **GMTFT56-PRO \$344ea. GMTFT56 Display only \$299ea.**

SECURE ON-LINE ORDERING
WWW.RESUNLTD4U.COM
RESOURCES
UN-LTD.
 VISA, MC, AMEX, DISCOVER, COD, ON-LINE
 ORDER: 800-810-4070 TECH:LINE 603-668-2499
 FAX: 603-644-7825 EMAIL sales@resunltd4u.com
 300 BEDFORD STREET, MANCHESTER, NH 03101

Just about every popular electronic device these days can be operated with an IR (infrared) remote control. TV sets, high-end radios, and hi-fi sets, some lights, even many ceiling fans use IR remote controls.

In the early days of consumer remote controls, light, ultrasound, and radio signals were used, but they were too subject to unintended operation from interference. Light control — sometimes just a flashlight aimed at a photocell — had to be aimed at a shielded sensor or extraneous light would cause false operation. Sound had to be closely focussed and had short range, while radio signals could unknowingly trigger units in other rooms, and even travel to nearby homes. All these methods suffered from false triggering by random sources.

Modern IR remote control transmitters produce a coded stream of pulses at about 38 kiloHertz when a button is pressed. Since the IR receiver is designed to reject continuous light or non-coded light near this frequency, interference is minimized — although not completely eliminated. It is still possible, when various IR-controlled devices are in the same room, for IR remote control signals to bounce off walls and unintentionally operate equipment that has identical pulse codes.

The project we present here is simple, but useful. The "IR Remote Control Toggle Switch" is a sensitive IR pulse-code receiver that allows you to use most buttons on almost any IR remote control as the transmitter or "emitter." When a pulse-coded IR signal is received ("detected"), the Toggle Switch relay closes, and when the next pulse-coded IR signal is received, the relay opens. This "toggle"

A wall-plug transformer provides power to the Toggle Switch, and an AC plug provides power to the controlled external device. Virtually any regular IR remote control can be used.

by Fred Blechman



Build an IR Remote Control Toggle Switch

allows you to turn any electrical device (up to 200 watts) that is plugged into the Toggle Switch ON and OFF from at least 20 feet away.

Infrared Information

Before going any further, "infrared" should be defined. The 1931 CIE (Commission International De L'Eclairage) standard observer chart in Figure 1 (better known as the photopic curve) shows the human eye's

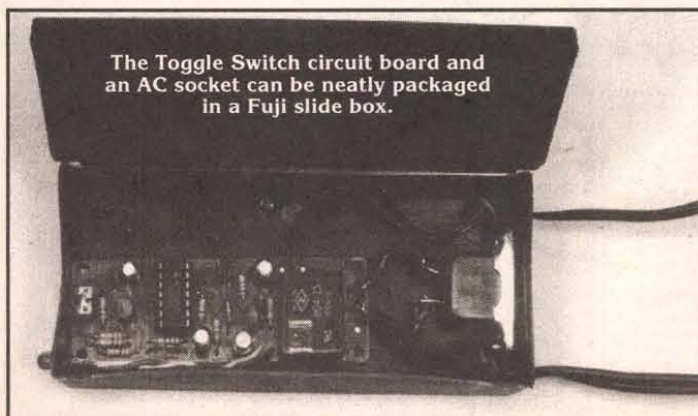
response to various wavelengths of light. The wavelengths are measured in nanometers (10^9 meters).

The shorter wavelengths, around 400 nanometers and less, are the ultraviolet range. At the other end of the curve, beyond about 750 nanometers, you'll find the infrared range, which extends up to about 20,000 nanometers. Typical inexpensive infrared emitters and detectors operate in the 850 to 1,000 nanometer range, not visible to the human eye.

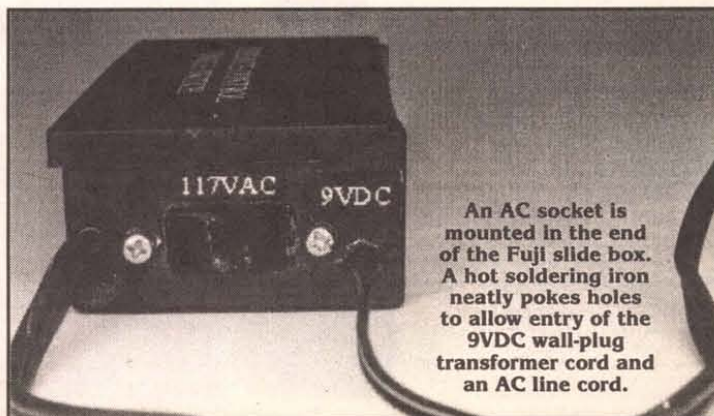
You may also be interested in

the frequency of light. The general formula is $f = C/\lambda$, where f is frequency in cycles per second (Hertz), C is the speed of light in meters per second, and λ is the wavelength in meters. Since the speed of light is 300×10^6 meters per second, if you use $C = 300$, the frequency is calculated in MegaHertz.

Using this $f = 300/\lambda$ formula, you'll find that red light (with a wavelength of about 650 nanometers) has a frequency of about 4.6×10^6 MegaHertz, yellow-green light



The Toggle Switch circuit board and an AC socket can be neatly packaged in a Fuji slide box.



An AC socket is mounted in the end of the Fuji slide box. A hot soldering iron neatly pokes holes to allow entry of the 9VDC wall-plug transformer cord and an AC line cord.

(about 570 nanometers) has a frequency of about 5.3×10^8 MegaHertz, and blue light (about 475 nanometers) has a frequency of about 6.3×10^8 MegaHertz.

In doing these calculations, pay attention to the exponents and values of the measurements in nanoseconds and MegaHertz (nano is 10^9 and mega is 10^6).

Project Description

If you would like to remotely turn on and off almost any electrical device from around 20 feet away, this will do the trick using almost any standard IR remote control transmitter.

When any key on most remote controls is pressed, the toggle switch relay will operate, alternately opening and closing a set of contacts. If the device to be controlled uses above 200 watts or three amperes, you can use an external power relay for the switching.

The power required to operate the toggle switch can be from 8 to 12 volts DC, with a requirement of 65 milliamperes when the relay is closed, so a typical 9V radio battery would not last long. A larger battery, or a simple wall-plug transformer in this voltage range would be the proper choice for regular use.

Circuit Operation

The schematic of the IR remote control toggle switch is shown in Figure 2. The circuit may be broken up into four parts: power, detection, toggle, and relay.

Power is regulated by zener diode Z1 and NPN transistor Q2 in combination with electrolytic capacitor C6, resistor R8, and capacitor C5. The regulated output at the emitter of Q2 is filtered from electrical "noise" by C1 and C4, and delivered to the IR module.

The IR module is an NPN phototransistor designed to detect infrared signals; the incoming infrared light acts like a signal on the base lead. The lead directly connected to power can be considered the collector, the lead connected to ground would be the emitter, and the base is biased by resistor R1.

The IR module "sees" a string of 38kHz remote control signals as a train of negative pulses, which are inverted to positive pulses by PNP transistor Q1. The positive pulses on the collector of Q1 at the top of resistor R3 charge capacitor C2 via resistor R4 and diode D1, providing a single clocking pulse to integrated circuit IC1. Resistor R5 allows C2 to discharge between commands.

Integrated circuit IC1 is a 4013 dual D flip-flop of which only one section is used. If DATA pin 5 is grounded, a positive pulse to CLK pin 3 makes pin 2 positive. Capacitor C3 charges through resistor R6 making DATA pin 5 positive. With the next clocking pulse, pin 2 goes to ground, C3 discharges, the pin 5 DATA line goes to ground, and the sequence is ready to repeat.

When pin 2 of IC1 goes positive, this voltage passes through current-limiting resistor R7 and forces NPN transistor Q3 into conduction. This effectively places the cathode of the LED and the coil of the relay at ground, so the relay contacts close and the LED lights. Resistor R9 limits the current through the LED, and diode D2 prevents damage to Q3 when the relay coil is de-energized.

So, to summarize, this is what

happens. When a remote control signal is detected by the IR module, IC1 receives a clocking signal that changes the state of its output pin 2. This, in turn, either turns on or releases the relay. Any external device is therefore switched on or off by the relay contacts.

Construction

Although this project can be built from available parts, it is certainly easier to build — and more likely to work — if built from the kit offered in the Parts List. This

kit, made in China for RadioShack.com (formerly TechAmerica) includes some of the harder-to-find parts and an etched, drilled, and silkscreened printed circuit board. The printed circuit layout is shown in Figure 3, and the parts layout using this board is shown in Figure 4.

Some of the parts shown in the kit parts list are not exactly standard. Transistors Q1, Q2, and Q3 can be replaced with common NPN 2N3904 and PNP 2N3906 transistors. The relay in the kit has a 200 ohm coil with three amp contacts, but any relay that oper-

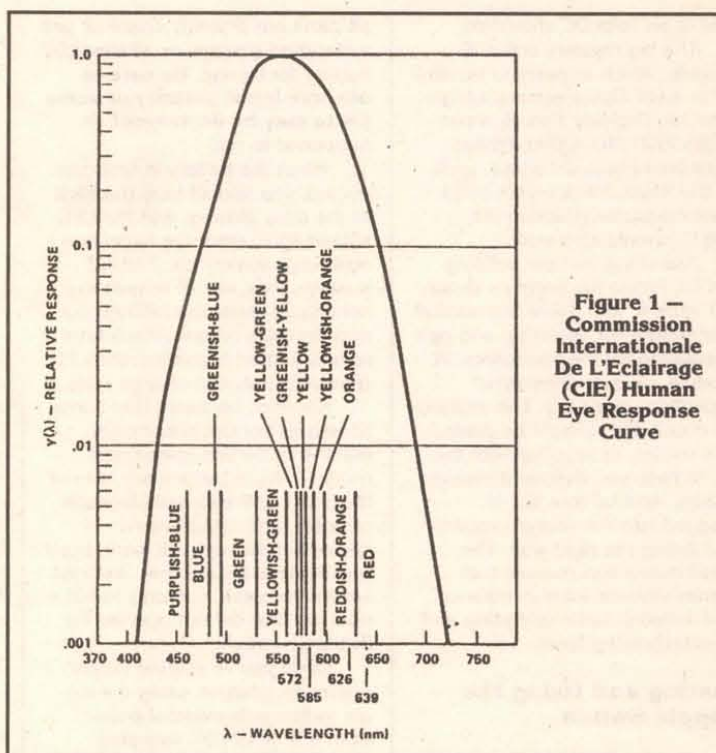
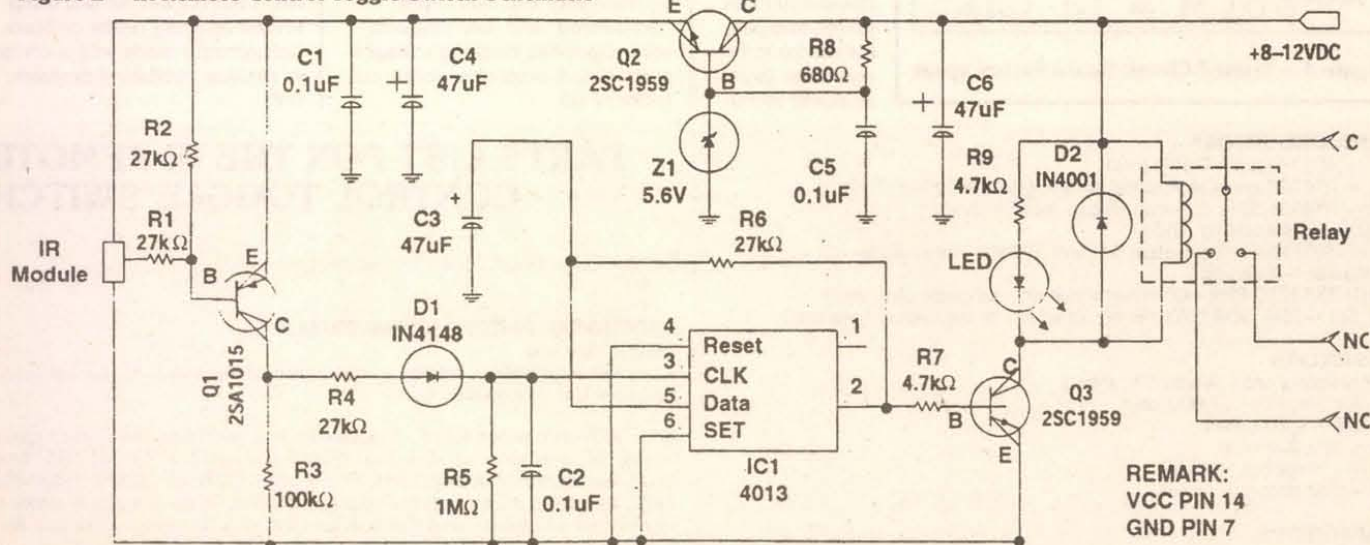


Figure 1 — Commission Internationale De L'Eclairage (CIE) Human Eye Response Curve

Figure 2 — IR Remote Control Toggle Switch Schematic



ates at six volts DC should do.

The big mystery is the IR module, which appears to be similar to a QT Optoelectronics logic detector, Digi-Key Part Number QSE156QT-ND. Other similar three-lead photo detectors, such as the RadioShack.com L14Q3 phototransistor (Catalog #90-6961), should also work.

Assuming you are building the kit, locate the parts as shown in Figure 4, and follow the normal precautions for soldering and part orientation for the transistors, IR module, diodes, electrolytic capacitors, and LED. The integrated circuit, IC1, should be placed in a socket, as supplied with the kit, in case you destroy it during testing. And be sure IC1 is plugged into the socket properly, and facing the right way. The small instruction manual that comes with the kit is adequate, and includes some operating and troubleshooting hints.

Testing and Using the Toggle Switch

After carefully checking that

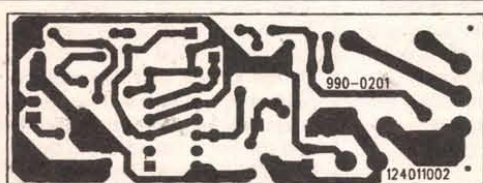


Figure 3 — Toggle Switch Printed Circuit Board Layout

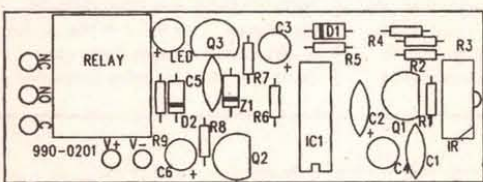


Figure 4 — Printed Circuit Board Parts Layout

all parts are properly oriented, use a standard (carbon or alkaline) 9V battery for testing. **Be sure to observe input polarity or some parts may be destroyed!** (It happened to us!)

When the battery is first connected, you should hear the click of the relay closing, and the LED should light, since the initial current surge makes pin 2 of IC1 positive. Now any IR remote signal should make the LED go out and the relay release. Each time a remote button is pushed, the LED (and relay) should change state.

However, be aware that some IR remote control buttons are inactive in certain operational modes. This is particularly true of the 3-in-1 or 4-in-1 multi-function remotes that control many devices. Most keys will work, but if one doesn't, try another. We tried several remotes, and only found a rare key that did not operate the IR toggle switch.

Once you've verified proper operation, plan on using the toggle switch with external power from a 9 or 12VDC wall plug transformer. That way, when the

relay is closed for a long time and the power requirement is about 65 milliamperes, it won't drain the battery. You'll be connecting the NO (normally open) relay contacts to act as a switch for an external device.

Plug the toggle switch AC line cord into 117VAC, plug the DC wall transformer into power, and plug the device to be controlled (with its power switch

ON) into the toggle switch socket, and you're all ready to go!

Be aware that if the device you are controlling with the toggle switch is near another IR remote controlled device, the toggle switch — which responds to a broad range of IR pulse codes — may be operated by any "invisible" IR beam bouncing off a wall or ceiling.

Troubleshooting

What if the LED does not go on and off, and the relay doesn't click? First, make sure the IR remote control is operating! Next check the toggle switch part orientation and solder joints. Check the input and regulated voltages; the voltage at the emitter of Q2 should be around five volts.

Still no joy? Start with the output and go back through the circuit. To check the LED and relay, use a clip lead and touch the cathode of the LED to ground; it should light and the relay should click whenever you touch ground.

To check the operation of IC1 and Q3, use a clip lead and touch the collector of Q1 to the positive side of C4. This should cause IC1 to toggle the relay and LED. Be aware that IC1 may appear erratic, since your clip lead is not "debounced" and may generate several positive clocking voltages every time it is touched to the collector of Q1.

If these tests fail, you have narrowed the search. If they pass, about the only likely suspects remaining would be the IR module or Q1. Bear in mind that the most common causes of failure in kit or home-built projects are bad solder joints and reversed-oriented parts.

Packaging

We installed the toggle switch in a Fuji slide box — a small black box made of thin easy-to-cut plastic, and usually available at photo stores. We mounted a 117VAC socket at one end, with a standard line cord connected to the socket through the normally open contacts of the relay.

With the line cord plugged into a regular wall socket, every time the relay closes, AC power is supplied to anything plugged into the toggle switch socket. We also brought in the leads from a 9VDC wall plug transformer and connected them to the plus and minus input terminals of the toggle switch.

At the other end of the box, we made two holes (with a hot soldering iron tip). One was for the photodetector to look through, and the other for the LED. The finished project was labeled using inverse lettering (white on black background) made with a computer desktop publishing program.

NV

PARTS LIST FOR THE IR REMOTE CONTROL TOGGLE SWITCH

C3, C4, C6 — 47- μ F, 35-WVDC, electrolytic

ADDITIONAL PARTS AND MATERIALS

Relay — See text
IC socket, wire, solder, printed circuit board or materials, AC socket, and a Fuji slide box or equivalent.

Note: A TechAmerica kit of all required parts, including the printed circuit board, is available as Catalog Number 990-0201 for \$12.95 from Radioshack.com (P.O. Box 1981, Fort Worth, TX 76101-1981), 1-800-843-7422, or online at www.radioshack.com. There is no minimum order or small-order surcharge, and Continental USA ground shipping for this item is only \$3.00.

SEMICONDUCTORS

IC1 — 4013 Double D Flip-Flop
D1 — 1N4148 general-purpose small-signal switching diode
D2 — 1N4001 50-volt 1-amp silicon rectifier diode
LED — Light-emitting diode
Z1 — 1N5232B or equivalent 5.6 volt 500mW zener diode
IR Module — See text
Q1 — 2SA1015 PNP silicon transistor or equivalent (see text)
Q2, Q3 — 2SA1959 NPN silicon transistor or equivalent (see text)

RESISTORS

(All resistors are 1/4-watt 5% units.)
R1, R2, R4, R6 — 27,000 ohm
R7, R9 — 4,700 ohm
R3 — 100,000 ohm
R5 — 1 megohm
R8 — 680 ohm

CAPACITORS

C1, C2, C5 — 0.1- μ F, 50-WVDC, ceramic disc

Events

CALENDAR

SEPTEMBER 2000

SEPTEMBER 2

CANADA - ONTARIO - CARP - Hamfest. Carp Agricultural Fairgrounds, 3970 Carp Rd. 10am-1pm. Talk-in: VE2CRA 146.940. The Ottawa ARC, Inc., Greg Danylenko VE3YTZ, 613-236-9291. E-Mail: fleamarket@oarc.net
Web: http://oarc.net/fleamarket

NM - ALAMOGORDO - Hamfest. Alamogordo ARC, Larry Moore WA5QNO, 505-437-0145. E-Mail: n9cqxstitch@netmdc.com

PA - UNIONTOWN - Hamfest. Uniontown ARC, Carl Chuprinko WA3HQK, 304-594-3779

TX - SULPHUR SPRINGS - Hamfest. Hopkins County ARC, Steve Heller WA0CPP, 903-945-3659. E-Mail: steve@stevheller.com
Web: http://www.qsl.net/hrcr

SEPTEMBER 2-3

NC - SHELBY - Hamfest. Cleveland County Fairgrounds, US Hwy. 74, Shelby ARC, John Ledford W4JL, 704-482-4507. E-Mail: w4jl@shelby.net
Web: http://www.shelby.net/n4fan

SEPTEMBER 8-9

AR - MENA - Hamfest. Queen Wilhelmina State Park, Hwy. 88, Queen Wilhelmina Hamfest Assn., Charlotte Lee KC5DOR, 870-642-7656 or 870-642-2234 ext. 107. E-Mail: cbee48@iwon.com

SEPTEMBER 9

AR - MOUNTAIN HOME - Hamfest. Twin Lakes ARC, Miles Waldron N5QMI, 870-492-4466. E-Mail: mpwaldron@centurytel.net

CA - FONTANA - Inland Empire ARC Amateur Radio & Electronics Swapmeet. A B Miller High School. Bill 909-822-4138 eves

IN - SPENCER - Hamfest. Owen County ARC, Kathryn Smith K9INJ, 812-829-2140

KY - LOUISVILLE - State Convention. Bullitt County Fairgrounds. 8am-5pm. FCC exams. Greater Louisville Hamfest Assn., Herbert Rowe W4WQD, 812-294-4905. E-Mail: wd4lxt@juno.com
Web: http://www.thepoint.net/~glha/

MI - GRAYLING - Hamfest. Hanson Hills Recreation Area, 7601 Old Lake Rd. 8am-12pm. VE Testing. Talk-in: 145.13. ARA of Hansen Hills, John Schultz N8YSS, 517-348-4966. E-Mail: jschultz@i2k.net
Web: http://www.arahh.org/swapshop.html

MN - RUSH CITY - Hamfest. East Central MN ARC, Larry Jilek KA0EMN, 320-358-4205. E-Mail: jlece@net.com

NY - BALLSTON SPA - Hamfest. Saratoga County Fairgrounds. 7am-3pm. VE Testing. Talk-in: 146.40/147.00 and 147.84/147.24. Saratoga County RACES Assn., Inc., Darlene Lake N2XQG, 518-587-2385. E-Mail: lake@capital.net
Web: http://www.capital.net/users/lake

WA - GRAHAM - Hamfest. RC of Tacoma, Roger Terwilliger WA7ANJ, 253-475-4293. E-Mail: rtwig@worldnet.att.net
Web: http://www.w7dk.org

SEPTEMBER 9-10

FL - MELBOURNE - Hamfest. Platinum Coast ARS, Tim Madden K14TQ, 321-724-9339. E-Mail: hamfest@pcars.org

SEPTEMBER 10

MA - SOUTH DARTMOUTH - Hamfest. Southeastern MA ARA, Bill Miller K1IBR, 508-996-2969. E-Mail: billmiller@netzero.net

NY - BETHPAGE - Hamfest. Briarcliffe College, 1055 Stewart Ave. 8:30am-2pm. VE testing. Talk-in: W2VL 146.85 repeater (136.5 PL). Long Island Mobile ARC, Ed Muro KC2AYC, 516-520-9311. E-Mail: hamfest@limarc.org
Web: http://www.limarc.org

OH - FINDLAY - Hamfest. Hancock County Fairgrounds. Talk-in: 147.15+, 444.15+. Findlay ARC, Bill Kelsey N8ET, 419-423-4604. E-Mail: kanga@bright.net
Web: http://www.bright.net/~kanga/w8ft/hamfest.html

PA - BUTLER - Hamfest. Butler Farm Show Grounds. Talk-in: 147.360 +600. Butler County ARA, Gerald Wetzel, W3DMB, 724-282-6777. E-Mail: w3dmb@arri.net
Web: http://www.cfcorp.com/bcara/

SEPTEMBER 15-16-17

IL - PEORIA - Hamfest. Exposition Gardens. 6am-4pm. FCC Exams. Talk-in: 147.075+, 53.990 (-1.7), and 146.76(-). Peoria Area ARC, Ron Morgan KB9NW, 309-692-3378 or 309-694-2469. E-Mail: kb9nw@juno.com
Web: http://www.w9uvi.org

SEPTEMBER 16

AR - LITTLE ROCK - Hamfest. North Little Rock Community Center, 2700 North Willow St. Talk-in:

The Events Calendar is a free service for publicizing electronic events such as amateur radio hamfests, flea markets, etc. If your organization is sponsoring an event and would like a free listing, contact us at least 60 days in advance. Include your flyer, estimated attendance, name of the person to contact, and phone number.

Complimentary issues are available upon request for distribution to your attendees. A street address for UPS is required.

While we strive for accuracy in our calendar, we can not be responsible for errors or cancellations. The information contained in this column is for the use of the readers of *Nuts & Volts* and may not be republished in any form without the written permission of T & L Publications, Inc.

All listing information should be sent to:

**Nuts & Volts Magazine
Events Calendar**
430 Princland Court
Corona, CA 92879
Phone 909-371-8497
Fax 909-371-3052
E-mail events@nutsvolts.com

COMPUTER SHOWS

AGI Shows, 317-299-8827.
E-Mail: info@agishows.com
http://www.agishows.com

Blue Star Productions
612-788-1901.
http://www.supercomputersale.com

Computers And You, 734-283-1754.
www.a1-supercomputersales.com

Computer Central Shows
847-412-1900 & 1-888-296-6066.
E-Mail: compcent@megsnet.net
www.computercentralshows.com

Computer Country Expo
847-662-0811 Web: www.ccxpo.com

Five Star Productions
810-379-3333. E-Mail: jeff@fivestar
www.fivestarsystems.com

Georgia Mountain Productions
706-838-4827.
E-Mail: gamtpro@blrg.tds.net
georgiamountain.com

Gibraltar Trade Center, Inc.
734-287-2000. Taylor, MI.
E-Mail: taylor@gibraltartrade.com
www.gibraltartrade.com

AK - FAIRBANKS - Hamfest. Arctic ARC, Jim Movius KL7JM, 907-452-6347. E-Mail: ajmovius@gci.net Web: http://www.mosquiton.com/~fibron/00hamfest.htm

AR - BENTONVILLE - Hamfest. Shirley Harris KC5RDI, 622 Hickman Dr., Pea Ridge, AR 72751

ME - LINCOLN - Hamfest. Ella Burr School. VE Testing. Bagley ARC, Max Soucia N1KGS, 207-564-8943. E-Mail: n1kgs@arri.net

NY - MARGARETVILLE - Hamfest. Behind the A&P. VE Exams. Talk-in: 146.520 simplex, 146.985, 449.125. Margaretville ARC, Lester Bourke KB2DCE, 914-586-3186 or 914-586-2324. E-Mail: bourke@catskill.net

TX - WEBSTER - Hamfest. Webster Civic Center. 8am-3pm. Talk-in: 442.750+, 146.64. Clear Lake ARC, Kyle Swarts KD5HQD, 713-666-5854. E-Mail: kd5hqd@mindspring.com

WA - WALLA WALLA - Hamfest. Walla Walla ARC, Mary Hayter K7CPNE, 509-522-5227. E-Mail: kk7sr@arri.net

SEPTEMBER 23-24

IL - GRAYSLAKE - Hamfest. Lake County Fairgrounds, Rts. 45 & E 120. Sat: 8am-4pm, Sun: 8am-3pm. VEC Testing. Talk-in: 146.16/76 MHz (107.2 Hz PL). Chicago FM Club, Mike Brost WA9FTS, 708-457-0966. E-Mail: mbrost@cin.net
Web: http://www.chicagofmclub.org

VA - VIRGINIA BEACH - Roanoke Division Convention. Virginia Beach Pavilion. Sat: 9am-5pm, Sun: 9am-4pm. Talk-in: 146.970. Tidewater Radio Conventions, Art Thieme AA4AT, 757-484-2857. E-Mail: aa4at@arri.net
Web: http://www.vahamfest.com

SEPTEMBER 24

CA - VENTURA - Hamfest. Arroyo Verde Park (Redwood Glen Area). 9am-4pm. Talk-in: 146.880

Gibraltar Trade Center, Inc.
810-465-6440. Mt. Clemens, MI.
E-Mail: mtclemens@gibraltartrade.com
www.gibraltartrade.com

KGP Productions
1-800-631-0062, 732-297-2526.
E-Mail: kgp@mail.com

MarketPro, Inc., 201-825-2229.
http://www.marketpro.com

MarketPro, Inc., 301-984-0880.
E-Mail: md@marketpro.com
http://marketpro.com

Narisaam Computer Show
770-663-0983.
E-Mail: narisaam@aol.com
Web: http://www.showsale.com

Northern Computer Shows
978-744-8440.
E-Mail: inquiries@ncshows.com
Web: ncshows.com

Peter Trapp Computer Shows
603-272-5008.
Web: www.petertrapp.com

PL 127.3. Ventura County ARC, Poinsettia ARC, & SMRA 6 Meter Group, George Kreider KN6LA, 805-388-2488. E-Mail: kn6la@vcnet.com
Web: http://www.jetlink.net/~ko6oy/barbq.html

FL - NEW PORT RICHEY - Hamfest. New Port Richey Recreational Center, 6630 Van Buren Rd. 9am-3pm. Suncoast ARC, Ron Wright N9EE, 727-376-6575. E-Mail: n9ee@akos.net

MD - BOWIE - Hamfest. Prince George's Stadium. VEC testing. Talk-in: 147.105, 146.529. FAR, Dan Blasberg KB8YPP, 301-345-7381. E-Mail: Blasberg@Bellatlantic.net

NY - YONKERS - Flea Market. Lincoln High School, Kneeland Ave. 9am-3pm. VE Exams. Talk-in: 440.425 PL 156.7, 223.760 PL 67.0, 146.910, 443.350 PL 156.7. Metro 70cm Network, Otto Supliski WB2SLQ, 914-969-1053. E-Mail: wb2slq@juno.com

OH - CLEVELAND - Hamfest. 8am-2pm. VE exams. Talk-in: 146.73/R PL 110.9. Hamfest Assn. of Cleveland, Ron Nichols N8LZA, 1-800-CLE-FEST or 216-999-7388. E-Mail: info@hac.org Web: http://www.hac.org

SEPTEMBER 29-30

CANADA - ONTARIO - OAKVILLE - RadioFest 2000. Monte Carlo Inn, 374 S. Service Rd. Ontario DX Assn., Brian Smith. E-Mail: odsa@compuserve.com Web: http://www.oxda.on.ca

PA - TREVOSE - Convention. The Holiday Inn Select, 4700 Street Rd. Mt. Airy VHF Radio Club, John Sotter KB3XG, 610-584-2489. E-Mail: johnkb3xg@aol.com
Web: http://www.ij.net/packrats

SEPTEMBER 30

FL - DAYTONA BEACH - Hamfest. Daytona Beach ARA, Gerry Skinner K4LVZ, 904-673-0197. Web: http://dbara.org

Events CALENDAR

NY - HORSEHEADS - Hamfest. Chemung County Fairgrounds. 6am-3pm. FCC exams. Talk-in: 146.70-444.20. ARAST, Dave Lewis, 607-589-7636. E-Mail: info@arast.org, hamfest@arast.org, or winterfest@arast.org
SD - SIOUX FALLS - Hamfest. Old National Guard Armory, Sioux Empire Fairgrounds. VE Testing. Talk-in: 146.895. Sioux Empire ARC, Will Graving KE0Z, 605-647-2606. E-Mail: graving@iw.net Web: http://www.qsl.net/w0zwy

OCTOBER 2000

OCTOBER 1

IA - WEST LIBERTY - Hamfest. Muscatine

County Fairgrounds. VE Exams. Talk-in: 146.31/91, 146.25/85, 146.52 local. Muscatine ARC & IA City ARC, Steve Fowler KA9AQR, 309-537-3678. E-Mail: sfowler@winco.net Web: http://www.qsl.net/kc0aqs/hamfest.html
IL - DECATUR - Hamfest. Cenois ARC, Spencer Carter N9LVW, 217-692-2460. E-Mail: n9lvw@msn.com Web: http://members.tripod.com/btdad/hamfest_y2k.html
IN - BEDFORD - Hamfest. Lawrence County 4-H Fairgrounds. Hoosier Hills Ham Club, John Scheiwe KB9LTI, 812-279-0050. E-Mail: chairman@hoosierhillshamfest.org Web: http://www.hoosierhillshamfest.org
PA - WRIGHTSTOWN - Hamfest. Middletown

Grange Fairgrounds, Penns Park Rd. Pack Rats, Joe Keer KU3T, E-Mail: ku3t@amsat.org Web: http://www.ij.net/packrats
WA - CHEHALIS - Hamfest. The Southwest Washington Fairgrounds. Talk-in: 147.06+ PL 110.9, 146.46 simplex. Chehalis Valley ARS, James Kruger KK7AB, 360-748-1930. E-Mail: teaser@localaccess.com Web: http://www2.localaccess.com/teaser/cvars/

OCTOBER 6-7

NH - ROCHESTER - Hamfest. Fairgrounds. Hoss Traders, Joe Demaso K1RQG, 207-469-3492. E-Mail: k1rqq@aol.com Web: http://www.qsl.net/k1rqq

OCTOBER 6-7-8

AZ - SCOTTSDALE - Southwestern Div. Convention. Ramada Inn Valley Ho, 6850 Main St. Scottsdale ARC, Walt Schuknecht N7IZM, 480-947-0338. E-Mail: n7izm@arri.net Web: http://www.w7asc.org/swdc2000
OK - BROKEN ARROW - Hamfest. Broken Arrow ARC, Joe Horn KC5VPO, 918-451-0028. Web: http://www.qsl.net/w5bbs/hamfest

OCTOBER 7

FL - ORLANDO - Hamfest. Bahia Temple, 2300 Prembrook Dr. Talk-in: 147.390. Ed KY4E, 407-660-0936. E-Mail: ky4e@excite.com
MO - WARRENSBURG - Hamfest. Warrensburg Area ARC, Denise Haye N0PVS, 816-697-3426. E-Mail: we0g@microlink.net Web: http://www.callto/waarc
NJ - TEANECK - Hamfest. Fairleigh Dickinson University. 8am-2pm. FCC Exams. Talk-in: 146.19/79 and 146.52 simplex. Bergen ARA, Jim Joyce K2Z0, 201-664-6725. E-Mail: jjoyce@cybernet.net Web: http://www.bara.org
PA - LANCASTER COUNTY - Hamfest. West Earl Community Park, Rt. 772. 8am-2pm. Talk-in: 147.015 PL 118.8. Red Rose Repeater Assn., Pat Boudier KA3FGH, 717-626-7539. E-Mail: rboudier-pat@redrose.net

OCTOBER 8

CT - WALLINGFORD - State Convention. Mountaineer Special Event Facility. 9am-3pm. Talk-in: 147.36/96. Nutmeg Hamfest Alliance, Gordon Barker K1BIY, 860-342-3258. E-Mail: k1biy@juno.com Web: http://www.qsl.net/nutmeghamfest
MD - WEST FRIENDSHIP - Hamfest. Columbia ARA, Randy Krenz N3HFH, 410-796-2587. E-Mail: n3hfk@arri.net Web: http://www.qsl.net/cara
MI - DIMONDALE - Hamfest. The Summit, 9410 Davis Hwy. 8am-2pm. VE testing. Talk-in: 145.390 (-600) and 146.520. Central MI ARC & Lansing Civil Defense Repeater Assn., J. Ervin Bates W8ERV, 517-676-2710. E-Mail: w8erv@arri.net Web: http://www.qsl.net/CMAARC/hamfair.html
OH - MEDINA - Hamfest. National Guard Armory, 920 Lafayette Rd. 8am-2pm. Medina Two Meter Group, Michael Rubaszewski N8TZY, 330-273-1519. E-Mail: n8tzy@webcombo.net Web: http://www.qsl.net/m2m

OCTOBER 13-14

FL - WALDO - Hamfest. Dixieland Music Park. Talk-in: 145.150. Bradford Area ARC, John Bradley KU4AY, 904-782-1185. E-Mail: jbradley@techcomm.net Web: http://www.angelfire.com/fl/archba/index.html

OCTOBER 14

CA - FONTANA - Inland Empire ARC Amateur Radio & Electronics Swapmeet. A B Miller High School. Bill 909-822-4138 eves
FL - TAMPA - Hamfest. Egypt Temple Complex, 4050 Dana Shores Dr. 8am-5pm. Talk-in: 146.940. Egypt Shrine Temple AR, Jay Strom K9BSL, 727-822-9107. E-Mail: k9bsl@juno.com
GA - AUGUSTA - Hamfest. Westside High School. 9am-3pm. Talk-in: 145.490. ARC of Augusta, Henry KN4AV, 706-793-1625. Email: kn4av@bellsouth.net or w4dv@arri.net
MT - BOZEMAN - Hamfest. Gallatin Ham RC, Don Wilson KC7EWZ, 406-586-6659. E-Mail: nandon@mcn.net
ND - GRAND FORKS - Hamfest. Forks ARC, Steve DuFault KB0QQE, 218-281-7875. E-Mail: kb0qqe@rrv.net
NJ - LEONARDO - Hamfest. Croydon Hall. VE testing. Talk-in: 145.485-6, 151.4. Garden State ARA, Mario Sellitti N2PVP, 732-787-7184. E-Mail: gsara@arri.net Web: http://www.monmouth.com/~gsara
TX - DENTON - North Texas Section Convention. Denton Civic Center, 321 E. McKinney St. 7am-3pm. Talk-in: 146.92 (PL 110.9). Denton County ARA, William Spradling WA5J, 817-441-1170. E-Mail: wa5j@aol.com Web: http://www.dmathis@lsic.net
VA - STAFFORD - Hamfest. Mt. Ararat Baptist Church parking lot. 8am-3pm. Talk-in: 145.27. Stafford ARA, Richard Diddams KF6UTH, 540-657-8322. E-Mail: rldiddams@earthlink.net Web: http://www.n4nw.org
WA - BREMERTON - Hamfest. County Fairgrounds, President's Hall, NW corner of Fairgrounds Rd. at Nels Nelson Rd. 9am-2pm. Talk-in: 146.620-103.5, 146.520 simplex. North Kitsap ARC, Susan Johnson AB7MD, 360-697-9379. E-Mail: nkarc@yahoo.com Web: http://www.silverlink.net/nkarc

OCTOBER 15

MA - CAMBRIDGE - Flea at MIT. Albany and Main Sts. 9am-2pm. Talk-in: 146.52 & 449.725/444.725 W1XMY/PL 114.8 (2A). Nick Altenbernd KA1MQX, 617-253-3776 (9-5). Web: http://web.mit.edu/w1mx/www/swapfest.html
MI - KALAMAZOO - Hamfest. Kalamazoo County Fairgrounds. VE Testing. Talk-in: 147.040.

PIC Real-time 'Emulator' and Programmer for

\$159

Introducing PIC-ICD = Debugger + Programmer + Demo Board = \$159



PB-87X probe for RICE17A now shipping
 supports 16F87X, 16C66/67/76/77

Featuring on-the fly data capture break with 2-level trigger and pass count support, stop watch function and real-time data bus capture - complete system for \$775

- For PIC16F87X and emulates most PIC16C6X/7X
- In-circuit run-time debugging
- Real-time code execution
- High speed parallel port interface
- Built-in device programmer
- 2.5V to 6.0V operating range
- One level real-time breakpoint
- Two external break inputs
- Conditional animation break
- Run, step, run to Cursor, etc.
- Operating frequencies from 32khz to 20mhz
- Runs under PICICD IDE (Win 95/98/2000NT) or MPLAB™ (Win 95/98)
- Source level and symbolic debugging
- Software animation trace captures 3 user-defined variables in addition to opcode, W, STATUS, FSR registers and corresponding instructions
- Comes with ICD Debug module, demo board, 40-pin and 28-pin emulator headers, cable, power adapter, IDE software and printed user's guide



Full-feature, real-time RICE17A Emulator System, from \$595

- 64K program memory, 32K trace
- 12-clip external probe - break input, break output, trigger output, 8 logic traces and ground
- Source level debugging
- Unlimited software breakpoints and trigger points
- New PB-87x probe provides on-the-fly data break with 2-level trigger and pass count, stopwatch and databus capture
- Supports PIC12/16/17
- Low voltage emulation
- Self-diagnostic test board
- Optional PIC Time Stamp for \$59

Single Socket PIC Programmers and Adapters

- PGM16N supports all PIC12/14/16
- PGM17 supports all PIC17
- One 40-pin ZIF socket for all DIP parts
- Optional surface mount sockets for all package types which are compatible with all PIC programmers
- Emulation headers in SOIC, PLCC and QFP packages
- Win 95/98/NT hosting software
- DOS software for PGM17

Advanced TransData

14330 Midway, #128, Dallas, Texas
 Tel 972.980.2667 Fax 972.980.2937
 Email: atc1@ix.netcom.com

Stand Alone Gang Programmer from \$900

- New flash based firmware makes new device support a snap
- Production quality 8-gang programmer for PIC, SX, ST6 and more
- Approved by IC manufacturers
- Stand-alone chip duplication
- LCD and LEDs display program functions and results
- Codes reside securely in EEPROM of control module
- Custom all programming voltages in 0.1v increments

Visit the Ultimate Source for PIC Tools at
www.adv-transdata.com

Events CALENDAR

Kalamazoo ARC & Southwest Michigan AR Team, Charlie Burgstahler K8BLO.
E-Mail: charlieb@net-link.net
Web: <http://www.qsl.net/k8blo/hamfest.htm>
NY - QUEENS - Hamfest. NY Hall of Science parking lot, Flushing Meadow Corona Park, 47-01 111th St. VE exams. Talk-in: 444.200 repeat, PL 136.5, 146.52 simplex. The Hall of Science ARC, Stephen Greenbaum WB2KDG, 718-898-5599, eves only. E-Mail: WB2KDG@bigfoot.com or Andy Borrok N2TZK, 718-291-2561. E-Mail: N2TZK@webspan.net
OH - ASHLAND - Hamfest. Ashland Area ARC, David Fike N8UCA, 419-289-1082.
E-Mail: aaarc@neo.rr.com
OH - LIMA - Hamfest. Northwest Ohio ARC, Greg Schwark N8WBD, 419-647-6321 or 419-647-5127. E-Mail: gas1950@aol.com

OCTOBER 20-21-22

CA - CONCORD - Pacific Division Convention. Sheraton Concord (Airport) Hotel, Mt. Diablo ARC, Terry Matzkin KE6WRE, 925-820-5848. Web: <http://www.pacificcon.org>

OCTOBER 21

CT - WATERFORD - Auction. Senior Citizens Center, Waterford Municipal Complex, Rt. 85. Talk-in: 146.97. Tri-City ARC, Austin J. Wolfe AA1SV, 860-443-2459.
E-Mail: aa1sv@downcity.net
IL - GODFREY - Hamfest. Lewis & Clark RC, Larry Roberts W9MXX, 314-233-3499.
E-Mail: lhrob@home.com
LA - LAKE CHARLES - Hamfest. Lake Charles SW LA ARC, Joe Czejkowski WE5W, 337-855-9202. E-Mail: joecej@juno.com
NH - NASHUA - Hamfest. Res Ctr Church. NE Antique RC 617-923-2665
OR - RICKREALL - Convention. Polk County Fairgrounds. 9am-3:30pm. Talk-in: 146.86. Mid-Valley ARES, Bud Smith W7FJF 503-838-0266. E-Mail: wa7fj@arrl.net Web: <http://www.teleport.com/~n7fj/swaptobe.htm>
TN - GRAY - Hamfest. Appalachian Fairgrounds, off I-181. Kingsport, Bristol, and Johnson City Radio Clubs, Wendell Messimer K4ZHK, POB 3682 CRS, Johnson City, TN 37602

OCTOBER 22

MD - WESTMINSTER - Hamfest. Carroll County Agricultural Center. Talk-in: 145.410(-). The Carroll County ARC, Inc., E-Mail: w3jhh@arrl.net Web: <http://www.qis.net/~k3pzn>
MI - WARREN - Hamfest. Italian American Cultural Center, 28111 Imperial Dr. 8am-1pm. VE Testing. Talk-in: 147.180+ PL 100 Hz. Utica Shelby Emergency Communications Assn., Dave Cunningham KC8IAQ, 810-263-0227. E-Mail: kc8iaq@att.net Web: <http://members.home.net/dougk/usca.htm>
NY - FARMINGDALE - Hamfest. Radio Central ARC, Neil Heft KC2KY, 631-737-0019. E-Mail: nheft@attglobal.net Web: <http://www.rcarc.org/expo.htm>
PA - SELLERSVILLE - Hamfest. Sellersville Fire House, Rt. 152. VE Session. Talk-in: 145.31. RF Hill ARC, Linda Erdman KA3TJZ, 215-679-5764. Web: <http://www.rhill.ampr.org>

OCTOBER 27-28

OK - KINGSTON - Hamfest. Lake Texoma Lodge, Hwy. 70. Texoma Hamaram Assn., Herb Sleeper WB5PHM, 940-855-5820. E-Mail: retmarine@cst.net

OCTOBER 28

CANADA - QUEBEC - MONTREAL - Hamfest. Montreal South ARC, Micheline Simard VE2XW, 450-446-0477. E-Mail: ve2xw@amsat.org
FL - JACKSONVILLE - Hamfest. Morocco Shrine Auditorium, 3800 S. St. Johns Bluff Rd. 9am-9pm. Talk-in: 146.76 and 146.88. Greater Jacksonville Hamfest Assn., Jeff Greer WD4ET, 904-613-7427 or Deborah Lusk KG4ADZ, 904-739-9713. Web: http://www.ccse.net/~lrich/JAX_HAMFEST.html
MN - ST. PAUL - Hamfest. RiverCentre. 8am-4pm. VE exams. Twin Cities FM Club, Amanda Roberts KG0AY, 612-535-0637. E-Mail: kg0ay@pclink.com Web: <http://www.hamfestmn.org>
MO - ST. LOUIS - Hamfest. Kirkwood Community Center, 111 N. Geyer Rd. 8am-2pm. VE exams. Talk-in: 146.91. St. Louis ARC & Gateway to Ham RC, Steve Welton WBOJUN, 314-638-4959. E-Mail: slw@partyline.net
SC - SUMTER - Hamfest. Sumter ARA, Thomas D'Anella KC4ZTC, 803-499-4806. E-Mail: dstoy@sumter.net Web: <http://www.geocities.com/capecanaveral/2695/sara.htm>
TN - EAST RIVER - Hamfest. Camp Jordan Arena. 8am-4pm. VE exams. Talk-in: 146.79 & 444.1+. Chattanooga ARC, David Hoffman KE4FGW, 423-877-7398. E-Mail: ke4fgw@vol.com Web: http://www.qsl.net/w4am/carc_index.html

OCTOBER 28-29

FL - MATILLA - Hamfest. Lake ARA, John

Gable W8KCE, 352-394-2723.
E-Mail: w8kce@aol.com
TX - EL PASO - Int'l Hamfiesta. Clay Emert K5TRW, 915-859-5502

OCTOBER 29

IA - DES MOINES - Hamfest. Tikva Tracers ARC & Iowa Assn., of ARCs, Rod Ivers K10BW, 515-276-0500 or 515-278-9945. E-Mail: k10bw@arrl.net
NY - LINDENHURST - Hamfest. Knights of Columbus Hall, 400 S. Broadway. 9am-2pm. GSBARC & SCRC, Lenore Dunlop N2KYP, 516-785-0826. E-Mail: info@gsbarc.org Web: <http://www.gsbarc.org>
OH - CANTON - Hamfest. Stark County Fairgrounds. Talk-in: 147.18+. The Massillon ARC.

Email: marc.hamclub@juno.com Web: www.qsl.net/w8np
OH - MARION - Hamfest. Marion ARC, Karen Eckard N8KE, 740-499-3565.
E-Mail: meeker@gte.net
PA - CARLISLE - Hamfest. Carlisle Fairgrounds. 8am-3pm. Talk-in: 145.430. South Mountain Repeater Assn., Bill Smyser, 717-532-9870. E-Mail: smraham@aol.com Web: www.qsl.net/kb3cvo

NOVEMBER 2000

NOVEMBER 4

FL - SORRENTO - Hamfest. Lake ARA, John Gable W8KCE, 352-394-2723.
E-Mail: w8kce@aol.com

NM - SOCORRO - Hamfest. Socorro ARA, Tech ARA, & City of Socorro, Al Braun AC5BX, 505-835-3370. E-Mail: ac5bx@juno.com Web: <http://www.ees.nmt.edu/sara/>
OK - ENID - Hamfest. Garfield County Fairgrounds, Hoover Bldg. 8am-5pm. Talk-in: 147.15+, 444.40+. Enid ARC, Tom Worth N5LWT, 580-233-8473. Email: n5lwt@hotmail.com or Fred Selfridge WA5OU, 580-242-3551

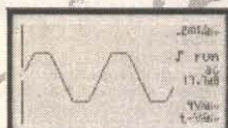
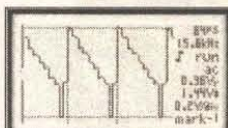
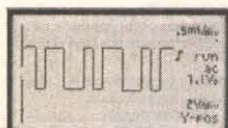
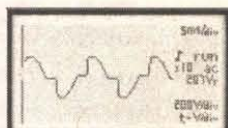
NOVEMBER 4-5

GA - LAWRENCEVILLE - Hamfest. Gwinnett County Fairgrounds. Sat: 9am-5pm, Sun: 9am-3pm. Talk-in: 145.45 (PL107.2), 444.25+ (PL131.8), 146.76 (PL107.2). Alford Memorial RC, 770-410-3989. E-Mail: KR4NQ@bigfoot.com Web: www.totr.radio.org

Electronics made easy & affordable velleman

NEW PERSONALSCOPE™ HP55

The Velleman PERSONAL SCOPE™ is a portable fully-functional oscilloscope. At the cost of a good multimeter it gives you the best possible value for the money. The PERSONAL SCOPE™ provides you with the high sensitivity (down to 5mV/div) often missing in higher or similarly priced units. Together with the other scope functions it makes this the ideal tool for students, hobbyists and professionals.



SPECIFICATIONS:

- Maximum sample rate: 5MHz
- Input amplifier bandwidth: 1MHz (-3dB at 1V/div setting) 1Mohm //20pF (standard probe)
- Vertical resolution: 8 bit (6 bit on LCD)
- LCD Graphics: 64 x 128 pixels
- dBm measurements: from -73dB to +40dB (up to 60dB with X10 probe) ±0.5dB
- True rms AC measurements: 0.1mV to 80V (400Vrms with X10 probe) 2.5% accuracy
- Time base: 20s to 20ns/div in 22 steps
- Input sensitivity range: 5mV to 20V/div in 12 steps (up to 200V/div with X10 probe)
- Supply voltage: 9VDC / min 300mA adapter
- Batteries (in option): Alkaline type AA (5 pcs required) NiCd/NiMH rechargeable
- Battery life: Up to 20 hours with Alkaline batteries
- Safety: Meets IEC1010-1, 600V CATIII, pollution degree 1
- Dimensions: 105 x 220 x 35mm (4.13 x 8.66 x 1.38")
- Weight: 395g (14oz.) (excl. batteries)



OPTIONS:

- Insulated measurement probe x1 / x10: PROBE605
- Adapter for 110VAC: P5905USA

\$199.95

Probe not included



SERVICE & DEVELOPMENT



CAR DIAGNOSTICS



AUDIO TROUBLE SHOOTING

velleman

7415 Whitehall Street Suite 117
Fort Worth, TX 76118
(817) 284-7785 F: (817) 284-7712
www.velleman-kit.com email: velleman@earthlink.net

Questions ? Contact us for a list of US distributors or to get your **FREE** catalogue



WE BUY AND SELL

Inquiries 307-635-2269 • Fax 307-635-2291

Orders 800-538-1493

2701 Westland Court, Unit B, Cheyenne, Wyoming 82001

OSCILLOSCOPES & ACCESSORIES

OSCILLOSCOPES

HP 54100D Dual Channel 1 GHz / 40 MS/s Digitizing Oscilloscope	\$875.00
TEK 7104 1 GHz 2-Channel Oscilloscope, w/7A29,7A29-04,7B10,7B15	\$2,000.00

PROBES

HP 1122A Probe Power Supply	\$150.00
TEK 1101 Accessory Power Supply, for FET probes	\$175.00
TEK A6902B Voltage Isolator, DC-20 MHz, 20 mV-500 V/div	\$500.00
TEK P6046 100 MHz Differential Probe	\$400.00
TEK P6101A pair 1X 34 MHz Probe pair, 10 Megohm/32pF, new in plastic	\$50.00
TEK P6201 900 MHz 1X/10X/100X FET Probe	\$400.00
TEK P6202 500 MHz 10X FET Probe	\$150.00
TEK P6205 750 MHz 10X FET Probe, for TDS series	\$325.00
TEK P6701-opt.02 O/E Converter, 450-1050 nm/0-1 mV: DC-700 MHz, ST conn.	\$175.00

CALIBRATION

TEK 067-0587-02 Signal Standardizer Calibration Fixture	\$750.00
---	----------

WAVEFORM GENERATORS

FUNCTION

HP 3310A 5 MHz Function Generator	\$250.00
HP 3312A 13 MHz Function Generator	\$500.00
HP 3314A-001 Function Generator, 0.001 Hz-19.99 MHz, 30 Vp-p, HPIB	\$1,200.00
HP 3325A-002 21 MHz Synthesized Function Generator, HV output option	\$1,200.00
TEK AWG5102 Arb. Waveform Gen., 20 MS/s, 12 bits, 50ppm synthesis <1MHz	\$650.00
TEK AWG5105-opt.02 Arbitrary Waveform Generator, dual channel option	\$800.00
TEK DD501 Digital Delay & Burst Gen., for function & pulse gen's	\$200.00
TEK FG5010 Programmable 20 MHz Function Generator, TM5000 series	\$800.00
TEK FG501A 2 MHz Function Generator, TM500 series	\$275.00
TEK FG502 11 MHz Function Generator, TM500 series	\$275.00
TEK FG503 3 MHz Function Generator, TM500 series	\$250.00
TEK RG501 Ramp Generator, TM500 series	\$175.00
WAVETEK 288 20 MHz Synthesized Function Generator, GPIB	\$650.00

PULSE

BERKELEY NUCLEONICS 7085B Digital Delay Generator, 0-100 mS, 1 nS res., 5 Hz-5 MHz	\$550.00
HP 8007B 100 MHz Pulse Generator	\$450.00
HP 8012B 50 MHz Pulse Generator, variable transition time	\$500.00
HP 8082A 250 MHz Pulse Generator	\$1,250.00
TEK PG502 250 MHz Pulse Generator, Tr<1nS, TM500 series	\$500.00
TEK PG508 50 MHz Pulse Generator, TM500 series	\$350.00
WAVETEK 802 50 MHz Pulse Generator	\$250.00

VOLTAGE & CURRENT

VOLTMETERS

FLUKE 845AR High Impedance Voltmeter / Null Detector	\$400.00
HP 3456A 6-1/2 Digit Voltmeter, HPIB	\$450.00
HP 3478A 5-1/2 digit Multimeter, HPIB	\$450.00
KEITHLEY 181 6-1/2 digit Nanovoltmeter, 10 nV sensitivity, GPIB	\$675.00
SOLARTRON 7081 8-1/2 digit Voltmeter	\$3,000.00
TEK DM5010 4-1/2 digit Multimeter, TM5000 series plug-in	\$300.00
TEK DM501A 4-1/2 digit Multimeter, TM500 series plug-in	\$225.00

CALIBRATION

FLUKE 510A AC Reference Standard, 10 VRMS, 0-10 mA	\$450.00
FLUKE 515A Portable Calibrator, DC/AC/Ohms, line & battery power	\$900.00
FLUKE 5220A Transconductance Amplifier, DC-5 kHz, 0-20 A	\$1,900.00

VOLTAGE SOURCES

HP 6115A Precision Dual Range Power Supply, 50V 0.8A / 100V 0.4A	\$750.00
KEITHLEY 228 Programmable Voltage/Current Source	\$1,900.00

CURRENT METERS & SOURCES

HP 6181C DC Current Source, to 100 V, 250 mA	\$500.00
HP 6186C DC Current Source, to 300 V, 100 mA	\$750.00
TEK CT-5 High Current Transformer for P6021/A6302, to 1000A	\$375.00
TEK P6022 AC Current Probe w/termination, 935 Hz-120 MHz, 6 A pk	\$250.00

IMPEDANCE & COMPONENT TEST

L.C.R.

BOONTON 62AD 1 MHz Inductance Meter, 2-2000 uH	\$550.00
BOONTON 72BD 1 MHz Capacitance Meter, 3-1/2 digit display	\$650.00
BOONTON 72C 1 MHz Capacitance Meter, 1-3000 pF full scale	\$800.00
GR 1658 RLC Digibridge, 120 Hz / 1 kHz	\$1,000.00
GR 1659 RLC Digibridge, 120 Hz / 1 kHz / 10 kHz	\$1,100.00
HP 4275A 5-1/2 digit LCR Meter, 10 kHz-10 MHz, HPIB	\$3,500.00

STANDARDS

E.S.I. SR-1 Standard Resistor, various values	\$125.00
E.S.I. SR1010 Resistance Transfer Standards, 1 Ohm-100 K/step	\$550.00
GENERAL RADIO 1409-SERIES Standard Capacitors	\$150.00
GR 1406 Standard Air Capacitors, GR900 connector, 0.1% acc.	\$275.00
GR 1432-U 4-Decade Resistor,	\$100.00
0-111.10 Ohms, 0.01 Ohm resolution	
GR 1433-J 4-Decade Resistor, 0-11,110 Ohms, 1 Ohm resolution	\$150.00
GR 1433-K 4-Decade Resistor, 0-1,110 Ohms, 0.1 Ohm resolution	\$150.00
GR 1433-P 5-Decade Resistor, 0-1,111.1 Megohm, 10 Ohm resolution	\$500.00
GR 1433-X 6-Decade Resistor, to 111,111.0 Ohms, 0.1 Ohm res.	\$250.00
GR 4440B 4-Decade Capacitor, 40 pF-1.2 uF	\$750.00

T.D.R.

TEK 1503B-03.04 T.D.R., 0-50,000 ft., chart recorder & battery power	\$3,000.00
TEK 1503-opt.04 Time Domain Reflectometer, 0-50,000 feet, chart recorder	\$1,400.00

POWER SUPPLIES

SINGLE OUTPUT

HP 6024A 0-60 V / 0-10 A / 200 Watts max. CV/CC Power Supply	\$600.00
HP 6110A 0-3000 V 0-6 mA CV/CL Power Supply	\$250.00
HP 6201B 0-20 V 0-1.5 A CV/CC Power Supply	\$175.00
HP 6203B 0-7.5 V 0-3 A CV/CC Power Supply	\$175.00
HP 6207B 0-160 V 0-200 mA CV/CC Power Supply	\$200.00
HP 6263B 0-20 V 0-10 A CV/CC Power Supply	\$375.00
HP 6266B 0-40 V 0-5 A CV/CC Power Supply	\$375.00
HP 6267B 0-40 V 0-10 A CV/CC Power Supply	\$550.00
HP 6271B 0-40 V 0-3 A CV/CC Power Supply	\$375.00
HP 6274B 0-60 V 0-15 A CV/CC Power Supply	\$650.00
HP 6282A 0-10 V 0-10 A CV/CC Power Supply	\$200.00
HP 6299A 0-100 V 0-750 mA CV/CC Power Supply	\$200.00
HP 6384A 4.0-5.5 V at 8 A CV/CL Power Supply	\$125.00
HP 6443B 0-120 V 0-2.5 A CV/CC Power Supply	\$450.00
HP 6652A 0-20 V 0-25 A 500 Watt Programmable Power Supply, HPIB	\$1,875.00
KEPCO ATE 36-30M 0-36 V 0-30 A CV/CC Power Supply	\$900.00
KEPCO ATE 36-8M 0-36 V 0-8 A CV/CC Power Supply	\$375.00
LAMBDA LK-352-FM 0-60 V 0-15 A CV/CC Power Supply	\$600.00
SORENSEN DCR 150-3B 0-150 V 0-3 A CV/CC Power Supply	\$500.00
SORENSEN DCR 600-0.75B 0-600 V 0-750 mA CV/CC Power Supply	\$550.00
SORENSEN DCS 40-25 0-40 V 0-25 A CV/CC Power Supply	\$650.00
SORENSEN SRL 20-12 0-20 V 0-12 A CV/CC Power Supply	\$350.00
SORENSEN SRL 60-8 0-60 V 0-8 A CV/CC Power Supply	\$500.00
TEK PS501-1 Power Supply, 0-20 V, 2 mV res., 400 mA, TM500 series	\$175.00

MULTIPLE OUTPUT

HP 6205C Dual Power Supply, 0-40 V 300 mA & 0-20 V 600 mA, CV/CL	\$300.00
HP 6228B Dual 0-50 V 0-1 A CV/CC Power Supply	\$375.00
HP 6236B Triple Output Power Supply, +/- 0-20V 0.5A & 0-6V 2.5A	\$375.00
HP 6253A Dual 0-20 V 0-3 A CV/CC Power Supply	\$375.00
HP 6255A Dual 0-40 V 0-1.5 A CV/CC Power Supply	\$375.00
KEPCO MPS-620M Triple Output Supply, dual 0-20V 1A tracking & 0-6V 5A	\$200.00
TEK PS5010 Programmable Triple Power Supply, TM5000 series	\$450.00
TEK PS503A Dual Power Supply, TM500 series	\$200.00

MISCELLANEOUS

ACME PS2L-500 Programmable Load, 0-75 V / 0-75 A / 500 Watts max.	\$350.00
BEHLMAN 25-C-DIOSCD-1 AC Power Source, 250 VA, 0-130 VAC, 45-2000 Hz	\$850.00
HP 59501B HPIB Isolated DAC/Power Supply Programmer	\$175.00
HP 6060A 300 Watt Programmable Load, 0-60 A / 3-60 V, HPIB	\$950.00
KEPCO BOP 20-20M Bipolar Op Amp/Power Supply, to 20 V 20 A	\$675.00

KEPCO BOP 50-2M Bipolar Op Amp/Power Supply, to 50 V 2 A	\$400.00
TRANSISTOR DEVICES DAL-50-15-100 Programmable Load, 0-50 V, 0-15 A, 100 Watts max.	\$200.00

TIME & FREQUENCY

UNIVERSAL COUNTERS

HP 5314A 100 MHz / 100 nS Universal Counter	\$175.00
HP 5315A 100 MHz / 100 nS Universal Counter	\$350.00
HP 5315A-001 100 MHz / 100 nS Universal Counter, TCXO reference	\$400.00
HP 5315A-002,003 100 MHz / 100 nS Univ. Counter; batt. power & 1 GHz C-ch.	\$550.00
HP 5315A-003 100 MHz / 100 nS Univ. Counter, 1 GHz C-channel option	\$450.00
HP 5316A 100 MHz / 100 nS Universal Counter, HPIB	\$450.00
HP 5316B 100 MHz / 100 nS Universal Counter, HPIB	\$550.00
HP 5370B 100 MHz / 20 pS Universal Counter, 11 digits	\$1,200.00
PHILIPS PM6672/411 120 MHz / 100 nS Universal Counter, C-channel 70-1000 MHz	\$375.00
TEK DC5004 Programmable 100 MHz / 100nS Counter/Timer, TM5000 series	\$200.00
TEK DC5009 Programmable 135 MHz Univ. Counter/Timer, TM5000 series	\$350.00
TEK DC503A 125 MHz / 100 nS Universal Counter, TM500 series	\$275.00
TEK DC509 135 MHz / 10 nS Universal Counter, TM500 series	\$275.00
FLUKE 7220A-010,131,351 1.3 GHz Counter; battery power, OCXO, and res. mult.	\$500.00

FREQUENCY COUNTERS

HP 5342A 18 GHz Frequency Counter	\$900.00
HP 5343A-001 26.5 GHz Frequency Counter, OCXO reference	\$3,000.00
HP 5343A-001,011 26.5 GHz Frequency Counter, OCXO reference, HPIB	\$3,500.00
HP 5345A/5355A/5356B 26.5 GHz CW/Pulse Frequency Counter	\$3,500.00
HP 5364A Microwave Mixer / Detector, for modulation domain an.	\$2,000.00
HP 5386A-004 3 GHz Frequency Counter, HPIB; OCXO reference option	\$1,000.00

MISCELLANEOUS

HP 105B Quartz Oscillator, 0.1 / 1.0 / 5.0 MHz, battery power	\$1,100.00
HP 5087A-opt.032 Distribution Amplifier, 12 outputs at 5 MHz	\$1,750.00

AUDIO & BASEBAND

SPECTRUM ANALYSIS

HP 3586C Selective Level Meter, 50 Hz-32.5 MHz, 50 & 75 ohms	\$1,200.00
---	------------

DISTORTION ANALYZERS

HP 8903A Audio Analyzer, 20 Hz-100 kHz	\$1,200.00
--	------------

RMS VOLTMETERS

FLUKE 8922A True RMS Voltmeter, 180 uV-700 V, 2 Hz-11 MHz	\$450.00
--	----------

OSCILLATORS

HP 3336C-004,005 21 MHz Synthesizer/Level Gen., OCXO & hi accuracy att.	\$1,400.00
TEK SG502 Sine/Square Osc., 5 Hz-500 kHz, 70 dB step atten., TM500	\$200.00

MISCELLANEOUS

HP 3575A Phase-Gain Meter, 1 Hz-13 MHz, single display	\$600.00
HP 3575A-001 Phase-Gain Meter, 1 Hz-13 MHz, dual display	\$950.00
HP 461A Amplifier, 20 dB or 40 dB gain, 1 kHz-150 MHz	\$125.00
HP 467A Power Amplifier, X1/X2/X5/X10, DC-1 MHz, 10 W output	\$375.00
KROHN-HITE 3103 High/Low Pass Filter, 10 Hz-3 MHz, 24 dB/octave	\$350.00
KROHN-HITE 3200 High Pass / Low Pass Filter, 20 Hz-2 MHz, 24 dB/octave	\$275.00
KROHN-HITE 3202 Dual HP/LP/BP/ BR Filter, 20 Hz-2 MHz, 24 dB/octave	\$450.00
ROCKLAND 852 Dual Highpass/ Lowpass Filter, 0.1 Hz-111 kHz	\$650.00
WAVETEK 716 Brickwall Filter	\$1,500.00

RF & MICROWAVE

SPECTRUM ANALYZERS

HP 11517A/18A/19A/20A Mixer Set, 12.4-40.0 GHz, for HP 8555A/8569A	\$500.00
HP 11970A WR28 Harmonic Mixer, 26.5-40 GHz	\$1,100.00
HP 11970K WR42 Harmonic Mixer, 18.0-26.5 GHz	\$1,100.00
HP 11970Q WR22 Harmonic Mixer, 33-50 GHz	\$1,400.00
HP 11971A WR28 Harmonic Mixer, for HP 8569B	\$800.00



90 DAY WARRANTY PARTS AND LABOR • 10 DAY INSPECTION TEST EQUIPMENT WANTED CALL OR FAX LIST • OPEN ACCOUNTS



HP 11971K WR42 Harmonic Mixer, for HP 8569B	\$800.00
HP 70620B Preamplifier, 1.0-26.5 GHz, for 7000 series	\$3,900.00
HP 8559A/853A-001 Spectrum An., 0.01-21 GHz, 1 kHz res., w/rackmount frame	\$3,500.00
HP 85640A Tracking Generator, 300 kHz-2.9 GHz, for HP 8560 series	\$5,000.00
HP 8568B Spectrum Analyzer, 100 Hz-1.5 GHz, 10 Hz min. res.	\$8,500.00
HP 8569B Spectrum Analyzer, 10 MHz-22 GHz, 100 Hz min. res. bw.	\$5,500.00
TEK 492-opt.02 Spectrum Analyzer, 50 kHz-18 GHz, 1 kHz res.	\$4,250.00
TEK VM782V WR15 Harmonic Mixer, 50-75 GHz	\$1,500.00

NETWORK ANALYZERS

HP 11650A Network Analyzer Accessory Kit, APC7	\$600.00
HP 11665B Modulator, 0.15-18 GHz, for HP 8755/6/7	\$250.00
HP 85054A Type N Calibration Kit, for HP 8510 series	\$1,800.00
HP 8511A Frequency Converter, 45 MHz-26.5 GHz, for HP 8510	\$6,500.00
HP 8717A Transistor Bias Supply	\$500.00
HP R85026A WR28 Detector, 26.5-40 GHz, for HP 8757 series	\$1,200.00

SIGNAL GENERATORS

FLUKE 8060A Synthesized Signal Gen., 0.1-1050 MHz, 10 Hz res., GPIB	\$1,650.00
FLUKE 8060A/AN Synthesized Signal Generator, 10 kHz-520 MHz, 10 Hz res.	\$950.00
FLUKE 8060B/AK Synthesized Signal Gen., 0.1-1050 MHz, 10 Hz res.	\$1,900.00
FLUKE 8062A Synthesized Signal Gen., 100 kHz-2.1 GHz, 100 Hz res.	\$4,000.00
GIGATRONICS 600/6-12 Synthesized Source, 6-12 GHz, 1 kHz res., GPIB	\$2,500.00
GIGATRONICS 6000/8-16 Synthesized CW Gen., 8-16 GHz, 1 MHz res., +10 dBm	\$2,250.00
GIGATRONICS 875/50 Levelled Multiplier, x4, 50.0-75.0 GHz output, -3 dBm	\$2,500.00
GIGATRONICS 900/2-8 Synthesized Signal/Sweep Gen., 2-8 GHz, 1 MHz res., GPIB	\$2,500.00
HP 11707A Test Plug-in for HP 8660 series	\$500.00
HP 11720A Pulse Modulator, 2-18 GHz, 80 dB on/off ratio	\$450.00
HP 3335A-001 Synthesizer/Level Gen., 200 Hz-81 MHz, -87 to +13 dBm	\$3,500.00
HP 8656A-001 Signal Generator, 0.1-990 MHz, 100 Hz res., HP/IB, OCXO	\$1,600.00
HP 8657A-002 Signal Generator, 0.1-1040 MHz, 10 Hz res., HP/IB	\$2,750.00
HP 8671B Synthesized CW Gen., 2-18 GHz, 1-3 kHz res., +8 dBm	\$4,250.00
HP 8672A Synthesized Signal Generator, 2-18 GHz, +3 dBm output	\$4,500.00
HP 8684B Signal Generator, 5.4-12.5 GHz, AM/ WBFM/ Pulse	\$3,000.00

SWEEP GENERATORS

HP 8350B/83522A Sweep Oscillator, 10-2400 MHz, +13 dBm levelled	\$3,900.00
HP 8350B/83540A-002, 004 Sweep Oscillator, 2.0-8.4 GHz, 70 dB step attenuator	\$3,900.00
HP 8350B/83545A-002 Sweep Oscillator, 5.9-12.4 GHz, 70 dB step attenuator	\$3,900.00
HP 83570A RF Plug-in, 18.0-26.5 GHz, +10 dBm levelled	\$6,000.00
HP 83592B RF Plug-in, 10 MHz-20 GHz, +13 dBm levelled	\$8,000.00
HP 8601A Generator/Sweeper, 0.1-110 MHz, +20 dBm levelled	\$400.00
HP 8620C Sweep Oscillator Frame	\$550.00
HP 8622A RF Plug-in, 10-2400 MHz, +13 dBm levelled	\$1,000.00
HP 8622B RF Plug-in, 10-2400 MHz, +13 dBm lvd., crystal markers	\$1,200.00
HP 8622B-002 RF Plug-in, 10-2400 MHz, +13 dBm lvd., 70 dB step att.	\$1,350.00
HP 8622B-E69/8620C Sweep Oscillator, 0.01-2 GHz & 2-4 GHz, +10 dBm, w/frame	\$1,500.00
HP 86230B RF Plug-in, 1.8-4.2 GHz, +10 dBm unlevelled	\$300.00
HP 86240A RF Plug-in, 2.0-8.4 GHz, +16 dBm unlevelled	\$400.00
HP 86241A-001 RF Plug-in, 3.2-6.5 GHz, +8 dBm levelled	\$300.00
HP 86260A-H04 RF Plug-in, 10.0-15.0 GHz, +10 dBm unlevelled	\$400.00
HP 86290C RF Plug-in, 2.0-18.6 GHz, +13 dBm levelled output	\$1,850.00
WAVETEK 962 Sweep Generator, 1.0-40 GHz, markers, +12 dBm unlvd.	\$950.00

POWER METERS

BOONTON 42B/41-4E Analog Power Meter, with 1 MHz-18 GHz sensor	\$450.00
HP 432A/478A Power Meter, -30 to +10 dBm, 10 MHz-10 GHz	\$300.00
HP 435B/8481A Power Meter, -30 to +20 dBm, 10 MHz-18 GHz	\$900.00
HP 435B/8482B Power Meter, 0 to +43 dBm, 100 kHz-4.2 GHz	\$1,500.00
HP 436A-022/8481A Power Meter, -30 to +20 dBm, 10 MHz-18 GHz, HP/IB	\$1,200.00
HP 436A-022/8484A Power Meter, -70 to -20 dBm, 10 MHz-18 GHz, HP/IB	\$1,200.00
HP Q8486A Power Sensor, 33.0-50.0 GHz, WR22, for 435/6/7/8	\$1,200.00

HP R8486A WR28 Power Sensor, 26.5-40 GHz, for HP 435/6/7/8	\$1,500.00
--	------------

RF MILLIVOLTMETERS

BOONTON 92C RF Millivoltmeter, 3 mV-3 V i.s., 10 kHz-1.2 GHz	\$500.00
RACAL-DANA 9303 RF Millivoltmeter, 10 kHz-2 GHz, -70 to +20 dBm	\$750.00

AMPLIFIERS, MISCELLANEOUS

AMPLIFIER RESEARCH 4W1000 Amplifier, 40 dB gain, 4 Watts, 1-1000 MHz	\$950.00
HP 11729B-003 Carrier Noise Test Set, 5 MHz-3.2 GHz	\$2,250.00
HP 415E SWR Meter	\$200.00
HP 8406A Comb Generator, 1/10/100 MHz increments, to 5 GHz	\$500.00
HP 8447A Amplifier, 20 dB, 0.1-400 MHz, 5 dB NF, +6 dBm output	\$375.00
HP 8447E Amplifier, 22 dB, 0.1-1300 MHz, +13 dBm output	\$750.00
HP 8901A Modulation Analyzer, 150 kHz-1300 MHz	\$1,500.00
HP 8901B-1.2.3 Modulation An., 0.15-1300 MHz, rear input, OCXO, ext. LO	\$2,000.00
HUGHES 117701F000 TWT Amplifier, >30 dB gain, 2-4 GHz, 10 Watts output	\$1,750.00
HUGHES 117710F000 TWT Amplifier, >30 dB gain, 1.4-2.4 GHz, 20 Watts	\$2,500.00
HUGHES 8010H13F000 TWT Amplifier, >30 dB gain, 3-8 GHz, 10 Watts	\$2,500.00
RF POWER LABS ML50 Amplifier, 2-30 MHz, 47 dB gain, 50 Watts, metered, 28V	\$275.00
ROHDE & SCHWARTZ ESH2 Test Receiver, 9 kHz-30 MHz	\$3,750.00

COAXIAL & WAVEGUIDE

AEROWAVE 28-300/10 WR28 Directional Coupler, 10 dB, 26.5-40 GHz	\$300.00
AMERICAN NUCLEONICS AM-432 Cavity Backed Spiral Antenna, LHC, 2-18 GHz, TNC(f) "NEW"	\$95.00
AVANTEC AMT-400X2 WR28 Active Doubler, +10 dBm in, +10 dBm out 26-40 GHz	\$450.00
BIRD 6735-300 1 kW Load, 25-1000 MHz, LC(f), with wattmeter	\$650.00
BIRD 8201 500 Watt Oil Dielectric Load, DC-2.5 GHz, N(f)	\$350.00
FXR/MICROLAB S3-02N Triple Stub Tuner, 200-1000 MHz, 100 Watts max., N(m/f)	\$125.00
FXR/MICROLAB SL-03N Stub Stretch, 0.3-6.0 GHz, 100 Watts max., N(m/f)	\$75.00
GR 874-LTL Constant Impedance Trombone Line, 0-44 cm, DC-2 GHz	\$400.00
HP 11590A-001 Bias Network, 1.0-18.0 GHz, APC7	\$450.00
HP 11636A 2-Way Power Divider, DC-18 GHz, N(m/f)	\$300.00
HP 11691D-001 Directional Coupler, 22 dB, 2-18 GHz, N(f) all ports	\$450.00
HP 11692D Dual Directional Coupler, 22 dB, 2-18 GHz	\$800.00
HP 33321K Programmable Step Atten., 0-70 dB, DC-26.5 GHz, 3.5mm	\$475.00
HP 33327L-006 Programmable Step Attenuator, 0-70 dB, DC-40 GHz, 2.9mm	\$1,000.00
HP 774D Dual Directional Coupler, 20 dB, 215-450 MHz	\$275.00
HP 776D Dual Directional Coupler, 20 dB, 940-1900 MHz	\$275.00
HP 777D Dual Directional Coupler, 20 dB, 1.9-4.1 GHz	\$275.00
HP 778D-011 Dual Dir. Coupler, 20 dB, 100-2000 MHz, APC7 test port	\$450.00
HP 8431A 2-4 GHz Band Pass Filter, N(m/f)	\$150.00
HP 8494G-002 Programmable Step Attenuator, 0-11 dB, DC-4 GHz, SMA	\$350.00
HP 8496A-002 Step Attenuator, 0-110 dB, DC-4 GHz, SMA	\$375.00
HP 8497K-004 Programmable Step Attenuator, 0-90 dB, DC-26.5 GHz	\$750.00
HP K422A WR42 Flat Broadband Detector, 18.0-26.5 GHz	\$350.00
HP K532A WR42 Frequency Meter, 18.0-26.5 GHz	\$450.00
HP K752D WR42 Directional Coupler, 20 dB, 18.0-26.5 GHz	\$450.00
HP K870A WR42 Slide Screw Tuner, 18.0-26.5 GHz	\$275.00
HP K914B WR42 Moving Load, 18.0-26.5 GHz	\$300.00
HP Q752D WR22 Directional Coupler, 20 dB, 33-50 GHz	\$650.00
HP R347B WR28 Noise Source, 10-13 dB ENR	\$1,650.00
HP R422A WR28 Crystal Detector, 26.5-40 GHz	\$400.00
HP R752D WR28 Directional Coupler, 20 dB, 26.5-40 GHz	\$450.00
HP R914B WR28 Moving Load, 26.5-40 GHz	\$250.00
HP V365A WR15 Isolator, 25 dB, 50-75 GHz	\$750.00
HP V752D WR15 Directional Coupler, 20 dB, 50-75 GHz	\$650.00
HP X870A WR90 Slide Screw Tuner	\$150.00
HUGHES 45322H-1110/1120 WR22 Directional Couplers, 10 or 20 dB, 33-50 GHz	\$350.00
HUGHES 45712H-1000 WR22 Frequency Meter, 33-50 GHz	\$750.00
HUGHES 45714H-1000 WR15 Frequency Meter, 50-75 GHz	\$900.00
HUGHES 45721H-2000 WR28 Direct Reading Attenuator, 0-50 dB, 26.5-40 GHz	\$1,000.00
HUGHES 45722H-1000 WR22 Direct Reading Attenuator, 0-50 dB, 33-50 GHz	\$1,000.00
HUGHES 45724H-1000 WR15 Direct Reading Attenuator, 0-50 dB, 50-75 GHz	\$1,000.00
HUGHES 45732H-1200 WR22 Level Set Attenuator, 0-25 dB, 33-50 GHz	\$250.00
HUGHES 45752H-1000 WR22 Direct Reading Phase Shifter, 0-360 deg., 33-50 GHz	\$1,400.00
HUGHES 45727H-1100 WR22 Thermistor Mount, -20 to +10 dBm, 33-50 GHz	\$400.00
HUGHES 45737H-1100 WR19 Thermistor Mount, -20 to +10 dBm, 40-60 GHz	\$650.00
HUGHES 45747H-1100 WR15 Thermistor Mount, -20 to +10 dBm, 50-75 GHz	\$750.00


HUGHES 47316H-1111 WR10 Tuneable Detector, 75-110 GHz, positive polarity	\$600.00
HUGHES 47741H-2310 WR28 Phase Locked Gunn Osc., 32,000 GHz, +18 dBm	\$2,000.00
HUGHES 47742H-1210 WR22 Phase Locked Gunn Osc., 42,000 GHz, +18 dBm	\$2,750.00
KRYTAR 201020010 Directional Detector, 1-20 GHz, SMA(f)/SMC	\$200.00
KRYTAR 2616S Directional Detector, 1.7-26.5 GHz, K(f)/m/SMC	\$200.00
M/A-COM 3-19-300/10 WR19 Directional Coupler, 10 dB, 40-60 GHz	\$450.00
MICA C-121S06 Circulator, 17.5-24.5 GHz, SMA(f)/m/m	\$75.00
MINI-CIRCUITS ZFDC-20-4 Directional Coupler, 19.5 dB, 1-1000 MHz, SMA(f)	\$25.00
NARDA 3000-SERIES Directional Couplers	\$150.00
NARDA 3020A Bi-Directional Coupler, 50-1000 MHz, N	\$475.00
NARDA 3024 Bi-Directional Coupler, 20 dB, 4-8 GHz	\$375.00
NARDA 3090-SERIES Precision High Directivity Couplers	\$225.00
NARDA 368BNM Coaxial High Power Load, 500 Watts, 2.0-18 GHz, N(m)	\$500.00
NARDA 3752 Coaxial Phase Shifter, 0-180 deg./GHz, 1-5 GHz	\$1,000.00
NARDA 3753B Coaxial Phase Shifter, 0-55 deg./GHz, 3.5-12.4 GHz	\$1,000.00
NARDA 4000-SERIES SMA Miniature Directional Couplers	\$75.00
NARDA 4227-16 Directional Coupler, 16 dB, 1.7-26.5 GHz, 3.5mm(f)	\$325.00
NARDA 4242-20 Directional Coupler, 20 dB, 0.5-2.0 GHz, SMA(f)	\$100.00
NARDA 4247-20 Directional Coupler, 20 dB, 6.0-26.5 GHz, 3.5mm(f)	\$200.00
NARDA 4247B-10 Directional Coupler, 10 dB, 6.0-26.5 GHz, 3.5mm(f)	\$200.00
NARDA 5070-SERIES Precision Reflectometer Couplers	\$300.00
NARDA 562 DC Block, 10 MHz-12.4 GHz, 100 V max., N(m/f)	\$65.00
NARDA 765-10 10 dB Attenuator, 50 Watts, DC-5 GHz, N(m/f)	\$165.00
NARDA 791FM Variable Attenuator, 0-37 dB, 2.0-12.4 GHz	\$600.00
NARDA 792FF Variable Attenuator, 0-20 dB, 2.0-12.4 GHz	\$375.00
NARDA 793FM Direct Reading Variable Attenuator, 0-20 dB, 4-8 GHz	\$225.00
NARDA 794FM Direct Reading Variable Attenuator, 0-40 dB, 4-8 GHz	\$375.00
OMNI-SPECTRA 2085-6010-00 Crystal Detector, 1-18 GHz, negative polarity, SMA(m/f)	\$50.00
PAMTECH KYG1014 WR42 Junction Circulator, 18.0-26.5 GHz	\$250.00
SONOMA SCIENTIFIC 21A3 WR42 Circulator, 20 dB, 20.6-24.8 GHz	\$75.00
TEKTRONIX 2701 Step Attenuator, 0-79 dB, DC-1 GHz, AC or DC coupled	\$175.00
TRG B510 WR22 Direct Reading Attenuator, 0-50 dB, 33-50 GHz	\$900.00
TRG V510 WR15 Direct Reading Attenuator, 0-50 dB, 50-75 GHz	\$900.00
TRG V551 WR15 Frequency Meter, 50-75 GHz	\$600.00
TRG W510 WR10 Direct Reading Attenuator, 0-50 dB, 75-110 GHz	\$1,000.00
TRG W551 WR10 Frequency Meter, 75-110 GHz	\$750.00
WAVELINE 100080 WR28 Terminated Crossguide Coupler, 30 dB	\$200.00
WEINSCHEL 150-110 Programmable Step Attenuator, 0-110 dB, DC-18 GHz, SMA	\$450.00
WEINSCHEL DS109 Double Stub Tuner, 1-13 GHz, N(m/f)	\$150.00
WEINSCHEL DS109LL Double Stub Tuner, 0.2-2.0 GHz, N(m/f)	\$150.00

COMMUNICATIONS

HP 4935A Transmission Impairment Measuring Set	\$600.00
HP 59401A HP/IB Bus Analyzer	\$375.00
MICRODYNE 1200MR 215-320 MHz Telemetry Receiver, PSK demodulation	\$450.00
TEK 1411R PAL Gen., w/SPG12 sync, TSG11 color bars, TSG13 linearity	\$750.00
TEK 1411R PAL Test Gen., w/SPG12, TSG11, TSG13, TSG15, TSG16	\$1,000.00
TEK 1411R PAL Test Gen., w/SPG12, TSG11, TSG13, TSG15, TSG16	\$1,100.00
TEK 1411R-opt.04 PAL Test Gen., w/SPG12, TSG11, TSG13, TSG15, TSG16	\$1,400.00
TEK 147A NTSC Test Signal Generator, with noise test signal	\$800.00
TEK 148 PAL Insertion Test Signal Generator	\$700.00
TEK 520A NTSC Vectorscope	\$750.00
TEK 521A PAL Vectorscope	\$750.00

MISCELLANEOUS

EG&G/P.A.R. 5302/5316 Lock-in Amplifier, 100 mHz-1 MHz, GPIB/RS232C	\$2,250.00
FLUKE 2180A RTD Digital Thermometer	\$500.00
P.A.R. 5206-95.98 Two-Phase Lock-in Amp., 2 Hz-100 kHz, GPIB	\$1,500.00
TEK TM5006 5000-series 6-slot Programmable Power Module	\$500.00
TEK TM504 500-series 4-slot Power Module	\$175.00
TEK TM506 500-series 6-slot Power Module	\$250.00
TEK TM515 500-series 5-slot Traveller Power Module	\$250.00



19" RACKMOUNT ATX PC chassis, \$159 (with ad). 972-242-8087, www.cti-tx.com

DEC EQUIPMENT WANTED!!! We are buying DEC systems, boards, terminals, drives and peripherals. Also Scientific Micro Systems (SMS), DSD, Datability, Dilog, other DEC compatibles, and Computer Output Microfilm (COM) units. Please call for a quote or fax us your equipment list. We buy, sell, and trade. **KEYWAYS, INC.,** 937-847-2300 OR fax 937-847-2350.

BRAND NAME low-end Pentium computers starting at \$50. Call Jerry W2GIA, Disks N Data, 1-800-833-6893 or E-Mail: dndcom@earthlink.net

EVERYTHING NEW w/warranty! Best prices. Motherboards with CPU 566MHz \$195, custom configured systems, monitors 17" \$165, Pentium systems from \$195. Modems, multimedia kits, scanners, cases, \$20. Hard drives all sizes to 40 gigabytes, 540 megabyte \$20. Call 714-778-0450. E-Mail: cc@surfside.net

550MHz BAREBONE systems from \$199. 486 computers \$49. Brand name Pentiums from \$199. Motherboards \$20, color printers \$75, 1.44/1.2 floppies, speakers \$10. 714-778-0450.



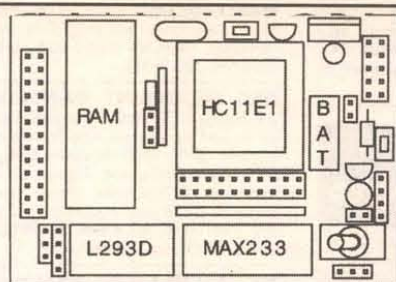
SONY PLAYSTATION GAME ENHANCER, mod-chip function plays backup COPY of CD. You do not need to have original to play backup. Simply plug the enhancer in back of playstation! Skips both Sony logos, many preloaded cheat codes. More \$29. MOD-CHIP plays backups, works with all models and games \$19. Order now 847-657-1160 or www.saveware.com

ISO7816 PROGRAMMER built \$150. Kit \$125. No software. Blank smart cards \$20.00 or 8/100. Tony 419-385-3100.

LOOKING FOR cheap clone PC parts that actually work? Call UTWE for hard drives, disk controllers, video cards, mainboards, etc. We also have network stuff like cables, cards, adapters, hubs, etc. NEV tape drives 1.4G \$30 ea. 1 (or 2) meg PCI video cards \$10 (or \$15). 2GB 3.5" SCSI hard drive with cable and PCI controller \$45. Remember, today we have it, tomorrow we don't! So email or call now. Case of 7 nearly new Epson keyboards, \$21 (\$3 ea.). There are other deals too! For the latest dealsheets send an email to dealsheets@utwe.com or call 626-930-1121 (10am-5pm Pacific) or fax 626-930-1123. Email: sales@utwe.com

SPECIALS ON 8/4/00: Leoptics CDRW kit, retail package with Mitsumi drive. Adaptec software, 1 each CDR/CDRW media \$99. Media: CDR 6X Write, 50pk spindle \$19, 74 min CDRW in jewel case, 30+ at \$0.75 each, **IBM 20GB** Ultra 66 drive, 2MB buffer, \$109. Much more at www.ts.nu, frequent pricing update for hot items like CPU or memory. Or request CD of our site, currently 700+ pages. Web pages by fax, too. 1-year or better warranty on all parts, tech-specialties, Inc., 5703 Heffernan, Houston, TX 77087-4113. 1-800-864-5391 for orders and tech support, fax: 713-307-0315.

FOR SALE: HP 85 w/IO ROM and 16K mem module \$350 incl. shipping. HughMAdams@MSN.COM 1011 Hondo Avenue Apt. D, Ft. Walton Beach, FL 32547. 850-864-2414.



SUPER-TCOMP Single Board Computer

- Completely assembled. NOT A KIT!
- Program in C, assembly, IC, etc.
- 32K RAM chip with 10 year battery backup
- 5 volt low drop-out voltage regulator
- Max233 RS232 converter
- Most signals available at expansion ports
- External mode, reset and power connections
- Available options include I/O expansion and LCD board
- Comes with complete instructions
- Very small package: 2.1" x 3.0"
- 1 year limited warranty

----- ONLY \$145 -----

Ray's Robotic Racers (310) 515-6075
<http://www.teleport.com/~raybutts/>

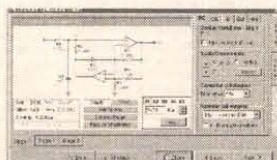
Write in 40 on Reader Service Card.

FOR SALE: HP Vectra ES/12 w/HP 560 color printer. Windows 3.1 HP Pavilion color monitor. All for \$350 incl. shipping. HughMAdams@MSN.COM 1011 Hondo Avenue Apt. D, Ft. Walton Beach, FL 32547. 850-864-2414.

www.rascom1.com WIN98 UTILITIES. Web site blocking firewall, keypad program launcher, demos, and special offers! E-Mail: rascom@mediaone.net

COMPUTER SOFTWARE

FREE IBM DISK CATALOG of quality Shareware and CD-ROMs. **MOM 'N' POP'S SOFTWARE <ASP>**, PO Box 15003-N, Springhill, FL 34609-0111. 352-688-9108. momnpop@gate.net



WWW.SCHEMATICA.COM for professional freeware and shareware. Active and passive filter design, 555 designer, linear simulators.

plug-ins
test sets
counters
generators
oscilloscopes
power supplies
spectrum analyzers
& much more!

www.levylatham.com
PRIVATE MARKETERS OF U.S. GOVERNMENT MILITARY SURPLUS ASSETS

Write in 41 on Reader Service Card.

SEGA DREAMCAST BOOT CD-ROM. This CD-ROM allows you to play CDR-BACKUPS and IMPORTS on your Dreamcast. Includes BOOTCD, instructions, & informational packet. For US Dreamcast's manufactured before 8/2000. Includes WWW/FTP places via Internet for downloads. \$50+ shipping. 619-749-7788.

LIQUIDATION WINDOWS 95/98, Office suites \$10-69. Windows companion \$5. 1,000, games 10 PACK \$20. Windows tutorials \$5, DOS \$5. 714-778-0450.

FMSTUDY32 FM, LPFM allocation studies. Manage FCC database on your PC! Manual included, \$39.95. Demo, info, special Web pricing at <http://members.xoom.com/fmstudy>

ELECTRONIX EXPRESS

Visit Our Website At <http://www.elexp.com>

WELLER SOLDERING STATION - MODEL WLC 100 • Variable power control (5 to 40 watts) • Replaceable heating element • Quality light-weight pencil iron \$3695	RSR TELECOMMUNICATIONS TRAINER HANDS-ON TELEPHONY, LAN, CATV EXPERIENCE WITH ONE SELF-CONTAINED UNIT T-Comm Trainer (TCM-100) \$199.95 Lab Manual / Work Book 26.95 Component and Supplies Kit 37.95 Tool Kit 119.95 Only \$199.95 MODEL TCM-100
INSTEK® FUNCTION GEN. WITH INT/EXT FREQ. COUNTER 3 MHz, Digital Display MODEL 8216 \$199.00 ALLIGATOR LEADS SET OF 10 \$2.10 SWITCHES Mini Toggle SPDT 50¢ ea. SOLDERING IRON 3-WIRE HIGH PERFORMANCE #060501 \$5.25	SOLDERLESS BREADBOARD 830 tie points. MB102PLT model features 3 binding posts and aluminum backplate. Part No. 1-9 10+ MB102 5.95 5.00 MB102PLT 8.95 8.00 MOTION DETECTOR \$2 ea. - 10 For \$15
LOWEST PRICE 20MHZ INSTEK® OSCILLOSCOPE MODEL GOS-620 Dual Channel - 20MHZ (INCLUDES PROBES) \$299.00 SCOPE PROBE 60 MHZ SWITCHABLE X1, X10 \$12.95 DIGITAL MULTIMETER 32 Ranges - 3 1/2 Digit MODEL MY-64 AC/DC Volt/Current, Res. Cap., Frequency, Rubber Holder Included \$27.95	PAD-234 DIGITAL/ANALOG TRAINER Complete portable workstation. Variable and fixed power supplies, function generator, digital I/O, rugged design, high impact case. Assembled \$150.00 Kit \$110.00
HIGH QUALITY TOOLS With Cushion Grips and Return Spring Needle Nose Pliers \$2.95 Wire Stripper \$1.50 Diagonal Cutter \$2.95 DC POWER SUPPLIES MODEL HY3003 - DIGITAL DISPLAY Variable output, 0-30 VDC, 0-3 Amp \$89.00 MODEL HY3003-3 - TRIPLE OUTPUT Two 0-30 VDC, 0-3 Amp variable outputs plus 5V 3A fixed. Digital Display. \$215.00	PRESS-N-PEEL PC Board Transfer Film PNP Blue 5 Sheet \$9.90 PNP Wet 5 Sheet 9.90 PNP Blue 20 Sheet 28.95 PNP Wet 20 Sheet 28.95 RESISTOR KIT 1/4 W 5% film. 5 pieces each of 73 values. 365 pieces total. \$3.95
FREE CATALOG MORE Low-Priced Items In Our FREE 256-Page Catalog TERMS: Min. \$20 + shipping. School Purchase Orders, VISA/ MC, Money Order, Prepaid. NO PERSONAL CHECKS, NO COD. NJ Residents: Add 6% Sales Tax.	

In NJ: 732-381-8020
FAX: 732-381-1006

365 Blair Road • Avenel, NJ 07001-2293
800-972-2225

<http://www.elexp.com>
email: electron@elexp.com

Write in 42 on Reader Service Card.



NEW MICROSOFT Windows Millennium is here! More like Windows 98 than the Windows 2000 which is like NT, installs easy from desktop and includes new updated drivers. Includes CD-ROM, manuals, certificate \$139. Windows 95B only \$39! B version has FAT 32 large partition support. Includes CD-ROM and boot floppy. Order now 847-657-1160 or www.saveware.com

CAM & MOTION SW/HW: Z-trace, PCB toolpath. Plotcam motion control, step drivers. www.megabits.net/ddt FAX 321-452-7197, 321-459-2729. heater@megabits.net

COMPUTER EQUIPMENT WANTED

WANTED: MILITARY capacitors, resistors, transistors, diodes, ICs, semi's, etc. Please fax/E-Mail excess lists & RFQs 818-769-1002 fax 818-769-1084. electmatind@earthlink.net & <http://www.militarycomponents.com>

WANTED: FOR historical museum, pre-1980 microcomputers, magazines, and sales literature. Floyd, VA 24091-0341 (540-763-3311/540-382-2935).

DEC EQUIPMENT WANTED!!! We are buying DEC systems, boards, terminals, drives and peripherals. Also Scientific Micro Systems (SMS), DSD, Datability, Dialog, other DEC compatibles, and Computer Output Microfilm (COM) units. Please call for a quote or fax us your equipment list. We buy, sell, and trade. **KEYWAYS, INC.**, 937-847-2300 OR fax 937-847-2350.

HP CALCULATORS wanted: models 10, 70, calculator watch, others for private collection. Cash paid. Bob Morrow, 765-855-2348, rkmorrow@aol.com

TEST EQUIPMENT

FEITEK PROVIDES repair, calibration and traceable certifications of test equipment. Free estimates. We buy, sell and trade all makes of test equipment. Visa and MasterCard accepted. Check out our inventory and specials at WWW.FEITEK.COM 2752 Walton Road, St. Louis, MO 63114, 314-423-1770.

KENTRONIX TEST EQUIPMENT SPECIALS. Check our WEB site at <http://www.kentronix.com> for monthly specials. We are also looking to buy test equipment, coaxial and waveguide components, manuals, etc. Contact Brian at 732-681-3229 or FAX 732-681-3312. E-Mail: brian@kentronix.com

DEC EQUIPMENT WANTED!!! We are buying DEC systems, boards, terminals, drives and peripherals. Also Scientific Micro Systems (SMS), DSD, Datability, Dialog, other DEC compatibles, and Computer Output Microfilm (COM) units. Please call for a quote or fax us your equipment list. We buy, sell, and trade. **KEYWAYS, INC.**, 937-847-2300 OR fax 937-847-2350.

POOR MAN'S Spectrum Analyzer/ Monitor Receiver Kit. 2 to 1,700 MHz. Basic kit only \$98. Now available with switched resolution filters, tracking generator and direct digital frequency readout. Works with ANY scope or IBM compatible computer. Send stamped envelope for details. Science Workshop, Box 310B, Bethpage, NY 11714. <http://www.science-workshop.com>

WANTED: MILITARY capacitors, resistors, transistors, diodes, ICs, semi's, etc. Please fax/E-Mail excess lists & RFQs 818-769-1002 fax 818-769-1084. electmatind@earthlink.net & <http://www.militarycomponents.com>

BROWSE OUR Web site and check out the "monthly special." TDL Technology, Inc., www.zianet.com/tcl


TEST EQUIPMENT technicians needed: calibration and repair techs. Three full-time openings. We are located in Broomfield, Colorado, between Boulder and Denver. We perform electronic and physical/dimensional calibrations. Please send resume to irl@calibration.com

AFFORDABLE HP power sensor repair! Most 8481As repaired for \$305 or less. We also handle 478As and many others. Call or fax for more information. Willamette RF Inc., 541-754-7226, FAX 541-753-4629.



POCKET TESTBENCH, inexpensive RS-232 instrument, with scope, logic, counter, generator modes. Also, products for embedded development. Oricom Technologies, 303-449-6428. www.sni.net/~oricom

SECURITY



HIDDEN CAMERA! Looks like a smoke detector, actually is a 3.6 mm B/W wide angle lens. Lightweight, put anywhere. Only \$69.95+ S&H. ORDER TODAY. Privacy Electronics, 1-877-WIRE-TAP. WWW.BUGGED.COM

RAMSEY Doppler Direction Finder

Track down jammers and hidden transmitters with ease! This is the famous WAZEBY DF'er, featured in April 99 QST. Shows direct bearing to transmitter on compass style LED display, easy to hook up to any FM receiver. The transmitter - the object of your D'fing - need not be FM, it can be AM, FM or CW. Easily connects to receiver's speaker jack and antenna, unit runs on 12 VDC. We even include 4 handy home-brew "mag mount" antennas and cable for quick set up and operation! Whips can be cut and optimized for any frequency from 130-1000 MHz. Track down that jammer, win that fox hunt, zero in on that downed Cessna - this is an easy to build, reliable kit that compares most favorably to commercial units costing upwards of \$1000.00! This is a neat kit!!

DDF-1, Doppler Direction Finder Kit \$149.95

Wireless RF Data Link Modules

RF link boards are perfect for any wireless control application; alarms, data transmission, electronic monitoring... you name it. Very stable SAW resonator transmitter, crystal controlled receiver - no frequency drift! Range up to 800 feet, license free 433 MHz band. Encoder/decoder units have 12 bit Holtek HT-12 series chips allowing multiple units all individually addressable, see web site for full details. Super small size - that's a quarter in the picture! Run on 3-12 VDC. Fully wired and tested, ready to go and easy to use!

RX-433 Data Receiver..... \$16.95 TX-433 Data Transmitter..... \$14.95
RXD-433 Receiver/Decoder..... \$21.95 TXE-433 Transmitter/Encoder..... \$19.95



World's Smallest TV Transmitters

We call them the 'Cubes'... Perfect video transmission from a transmitter you can hide under a quarter and only as thick as a stack of four pennies - that's a nickel in the picture! Transmits color & B&W with fantastic quality - almost like a direct wired connection to any TV tuned to cable channel 59. Crystal controlled for no frequency drift with performance that equals models that cost hundreds more! Basic 20 mW model transmits up to 300' while the high power 100 mW unit goes up to 1/4 mile. Their very light weight and size make them ideal for balloon and rocket launches, R/C models, robots - you name it! Units run on 9 volts and hook-up to most any CCD camera or standard video source. In fact, all of our cameras have been tested to mate perfectly with our Cubes and work great. Fully assembled - just hook-up power and you're on the air! One customer even put one on his dog!

C-2000, Basic Video Transmitter..... \$99.95 C-2001, High Power Video Transmitter..... \$179.95

CCD Video Cameras

Top quality Japanese Class 'A' CCD array, over 440 line line resolution, not the off-spec arrays that are found on many other cameras. Don't be fooled by the cheap CMOS single chip cameras which have 1/2 the resolution, 1/4 the light sensitivity and draw over twice the current! The black & white models are also super IR (Infrared) sensitive. Add our invisible to the eye, IR-1 illuminator kit to see in the dark! Color camera has Auto gain, white balance, Back Light Compensation and DSI! Available with Wide-angle (80°) or super slim Pin-hole style lens. Run on 9 VDC, standard 1 volt p-p video. Use our transmitters for wireless transmission to TV set, or add our IB-1 Interface board kit for super easy direct wire hook-up to any Video monitor, VCR or TV with A/V input. Fully assembled, with pre-wired connector.

CCDWA-2, B&W CCD Camera, wide-angle lens \$69.95
CCDPH-2, B&W CCD Camera, slim fit pin-hole lens \$69.95
CCDCC-1, Color CCD Camera, wide-angle lens \$129.95
IR-1, IR Illuminator Kit for B&W cameras \$24.95
IB-1, Interface Board Kit \$14.95

Imagine the fun of tuning into aircraft a hundred miles away, the local police/fire department, ham operators, or how about Radio Moscow or the BBC in London? Now imagine doing this on a little radio you built yourself - in just an evening! These popular little receivers are the nuts for catching all the action on the local ham, aircraft, standard FM broadcast radio, shortwave or WWV National Time Standard radio bands. Pick the receiver of your choice, each easy to build, sensitive receiver has plenty of crystal clear audio to drive any speaker or earphone. Easy one evening assembly, run on 9 volt battery, all have squelch except for shortwave and FM broadcast receiver which has subcarrier output for hook-up to our SCA adapter. The SCA-1 will tune in commercial-free music and other 'hidden' special services when connected to FM receiver. Add our snazzy matching case and knob set for that smart finished look!

AR-1, Airband 108-136 MHz Kit..... \$29.95
HFR-1, WWV 10 MHz (crystal controlled) Kit..... \$34.95
FR-1, FM Broadcast Band 88-108 MHz Kit..... \$24.95
SR-1, Shortwave 4-11 MHz Band Kit..... \$29.95
SCA-1 SCA Subcarrier Adapter kit for FM radio..... \$27.95

FR-6, 6 Meter FM Ham Band Kit..... \$34.95
FR-10, 10 Meter FM Ham Band Kit..... \$34.95
FR-146, 2 Meter FM Ham Band Kit..... \$34.95
FR-220, 220 MHz FM Ham Band Kit..... \$34.95
Matching Case Set (specify for which kit)..... \$14.95

PIC-Pro Pic Chip Programmer

Easy to use programmer for the PIC16C84, 16F84, 16F83 microcontrollers by Microchip. All software - editor, assembler, run and program - as well as free updates available on Ramsey download site! This is the popular unit designed by Michael Covington and featured in Electronics Now, September 1998. Connects to your parallel port and includes the great looking matching case, knob set and AC power supply. Start programming those really neat microcontrollers now... order your PICPRO today!

PIC-1, PICPRO PIC Chip Programmer Kit \$59.95

Order Toll-free: 800-446-2295

Sorry, no tech info, or order status at 800 number

For Technical Info, Order Status
Call Factory direct: 716-924-4560

RAMSEY ELECTRONICS, INC.
793 Canning Parkway Victor, NY 14564

See our complete catalog and order on-line with our secure server at:
www.ramseyelectronics.com

1 GHz RF Signal Generator

A super price on a full featured RF signal generator! Covers 100 KHz to 999.9999 MHz in 10 Hz steps. Tons of features; calibrated AM and FM modulation, 90 front panel memories, built-in RS-232 interface, +10 to -130 dBm output and more! Fast and easy to use, its big bright vacuum fluorescent display can be read from anywhere on the bench and the handy 'smart-knob' has great analog feel and is intelligently enabled when entering or changing parameters in any field - a real time saver! All functions can be continuously varied without the need for a shift or second function key. In short, this is the generator you'll want on your bench, you won't find a harder working RF signal generator - and you'll save almost \$3,000 over competitive units!

RS-1000B RF Signal Generator \$1995.00

Super Pro FM Stereo Transmitter

Professional synthesized FM Stereo station in easy to use, handsome cabinet. Most radio stations require a whole equipment rack to hold all the features we've packed into the FM-100. Set freq with Up/Down buttons, big LED display. Input low pass filter gives great sound (no more squeals or whistling from cheap CD inputs). Limiters for max 'punch' in audio - without over mod. LED meters to easily set audio levels, built-in mixer with mike, line level inputs. Churches, drive-ins, schools, colleges find the FM-100 the answer to their transmitting needs, you will too. Great features, great price! Kit includes cabinet, whip antenna, 120 VAC supply. We also offer a high power export version of the FM-100 fully assembled with one watt of RF power, for miles of program coverage. The export version can only be shipped if accompanied by a signed statement that the unit will be exported.

FM-100, Pro FM Stereo Transmitter Kit..... \$249.95
FM-100WT, Fully Wired High Power FM-100..... \$399.95

FM Stereo Radio Transmitters

No drift, microprocessor synthesized! Great audio quality, connect to CD player, tape deck or mike mixer and you're on the air. Strappable for high or low power! Runs on 12 VDC or 120 VAC. Kit includes snazzy case, whip antenna, 120 VAC power adapter - easy one evening assembly.

FM-25, Synthesized Stereo Transmitter Kit..... \$129.95

Lower cost alternative to our high performance transmitters. Great value, easily tunable, fun to build. Manual goes into great detail about antennas, range and FCC rules. Handy for sending music thru house and yard, ideal for school projects too - you'll be amazed at the exceptional audio quality! Runs on 9V battery or 5 to 15 VDC. Add matching case and whip antenna set for nice 'pro' look.

FM-10A, Tunable FM Stereo Transmitter Kit..... \$34.95
CFM, Matching Case and Antenna Set..... \$14.95
FMAC, 12 Volt DC Wall Plug Adapter..... \$9.95

RF Power Booster

Add muscle to your signal, boost power up to 1 watt over a freq range of 100 KHz to over 1000 MHz! Use as a lab amp for signal generators, plus many foreign users employ the LPA-1 to boost the power of their FM transmitters, providing radio service through an entire town. Runs on 12 VDC. For a neat finished look, add the nice matching case set. Outdoor unit attaches right at the antenna for best signal - receiving or transmitting, weatherproof, too!

LPA-1, Power Booster Amplifier Kit..... \$39.95
CLPA, Matching Case Set for LPA-1 Kit..... \$14.95
LPA-1WT, Fully Wired LPA-1 with Case..... \$99.95
FMBA-1, Outdoor Mast Mount Version of LPA-1..... \$59.95

FM Station Antennas

For maximum performance, a good antenna is needed. Choose our very popular dipole kit or the Comet, a factory made 5/8 wave colinear model with 3.4 dB gain. Both work great with any FM receiver or transmitter.

TM-100, FM Antenna Kit..... \$39.95
FMA-200, Vertical Antenna..... \$114.95

VISA MasterCard AMERICAN EXPRESS DISCOVER

ORDERING INFO: Satisfaction Guaranteed. Examine for 10 days, if not pleased, return in original form for refund. Add \$6.95 for shipping, handling and insurance. Orders under \$20, add \$3.00. NY residents add 7% sales tax. Sorry, no CODs. Foreign orders, add 20% for surface mail or use credit card and specify shipping method.

by Steve
Daniels



How To Draw Schematics Using MS Paint

One of the most common questions asked by beginning electronics hobbyists is: "How do I draw neat, accurate schematics? Drawing by hand seems awfully inefficient, but I don't want to spend a lot of money for special software."

Fortunately, there is a very good answer in the form of Microsoft Paint, the bitmap editor that is included in every copy of Windows. It's free, and you can use it to easily create a whole palette of your favorite symbols as shown in Figure 1.

I'll show you in this article how to use Paint to create the palette, and the basics of how to use it to do great schematics. If you've

never used a bitmap editor, you'll start to learn how this sort of program works — a good thing for any 21st century professional or hobbyist to know.

I'm presuming that you're familiar with the basic point-and-click functions of Windows 95/98, and that you have some experience with dragging objects between windows and cutting and pasting. I won't presume that you already know Paint, so, if you do, please bear with my explanations of basic functions.

You can find the Paint application on the Windows Start menu under Programs/Accessories, but it is much more convenient to have a shortcut to it. If you don't already have a shortcut icon for Paint on

your desktop, Figures 2 through 7 show how to put one there.

Creating Your First Symbol

We will be working with the Paint program opened in two windows: one for creating symbols and the other for storing them as a palette for later use. To begin, double-click the shortcut icon to start Paint. Reduce the application in size so that it is a window on the desktop. Now open a second instance of Paint and leave it maximized. The white background in this window should be 600 x 800 pixels in size, and Figure 8 shows how to set this up, if necessary. Symbols created in the

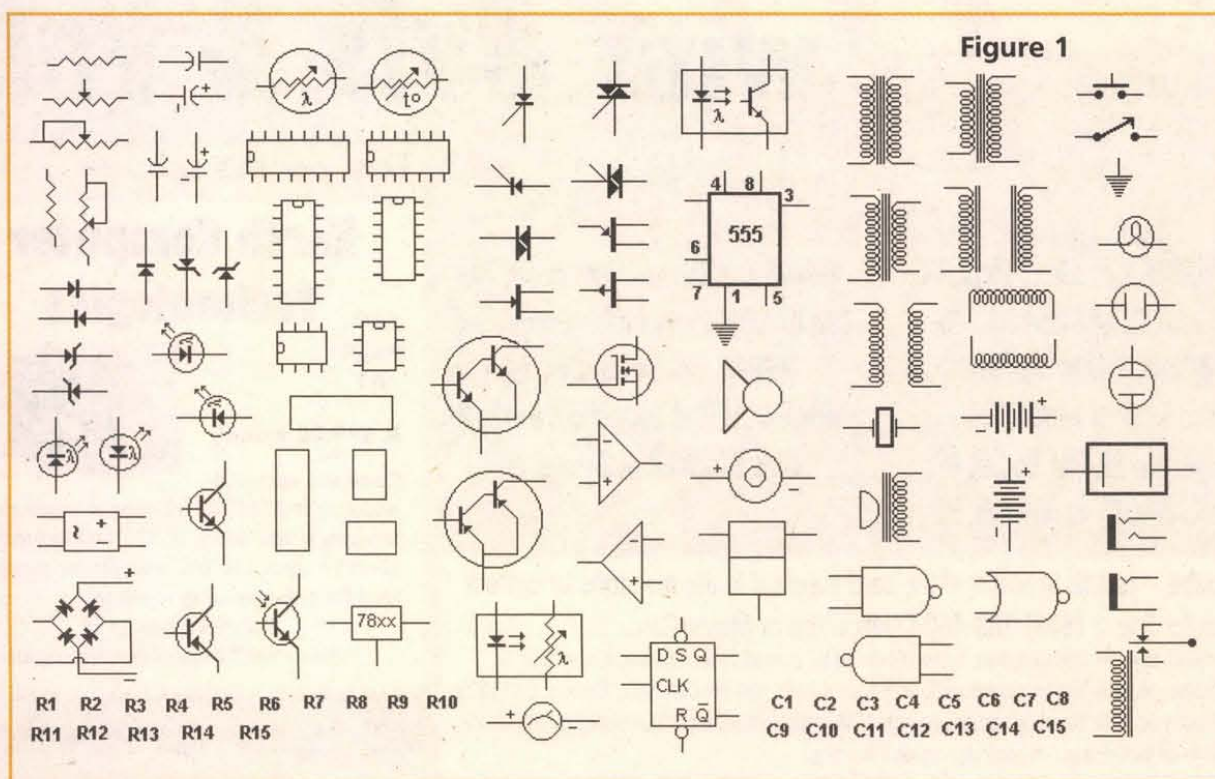
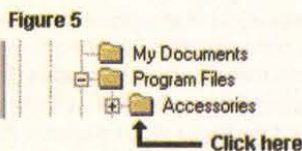
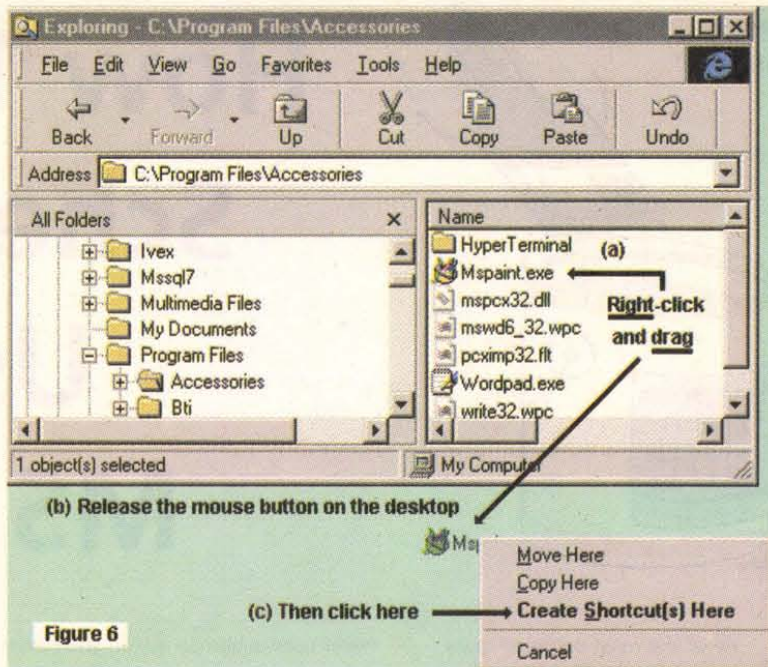
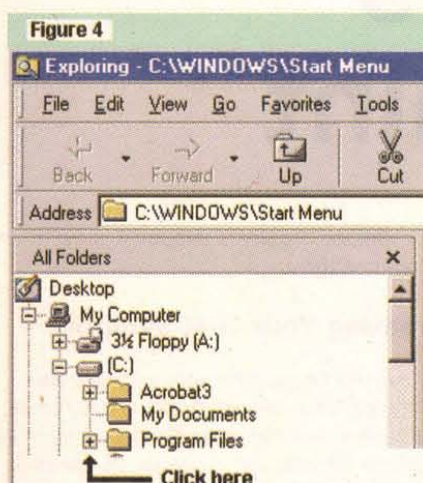
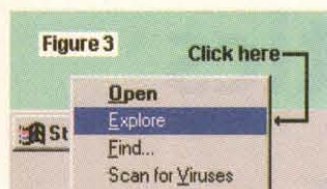


Figure 1



smaller window will be copied to this one.

In the menu of the large window, click Options, and make sure that Draw Opaque is NOT checked. If Draw Opaque is checked, click on it to uncheck it. See Figure 9.

Now go to the smaller window. While it is possible to "just draw" symbols if you have a

Win with Nuts & Volts

As a paid subscriber to Nuts & Volts, you will be automatically entered each month in our prize drawing!

Join

MITCH MABREY of Alexandria, IN
LARRY ZEILER of Glenrock, PA
WILLIAM REIMBOLD of Anaheim, CA
BRIAN MAY of Atoka, TN
DENNIS MIROVSKY of Cedar, MN
CARLOS ARAUJO of Hialeah, FL

JAMES CORDLE of Hueytown, AL
DAVID COFFEY of Cedar Grove, WV
ALFRED FRYE of Butler, PA
JOHN HOLLER of Ridgefield Park, NJ
BILL BREWER of Byron, IL

To Subscribe – Just fill in and mail the card supplied in the magazine or call our toll free order line at **(800) 783-4624** with a Visa or MasterCard.

If you do not wish to order a subscription, but would like to be entered in our drawing, simply send or E-Mail your name, address, and telephone number to *Nuts & Volts*, 430 Princeland Ct., Corona, CA 92879 or drawing@nutsvolts.com. No phone entries accepted. All orders/entries must be received by the last day of the month to be included in that particular month's drawing.

Each month, **11** lucky names will be drawn!!

This month's sponsor ...

Earth Computer Technologies

See
Page
61

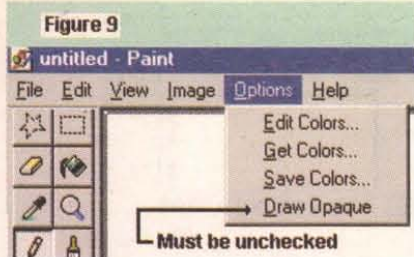


A \$99.00 value!

Complete enclosed video input 3" NTSC monitor in metal case featuring a new Sharp 3" TFT and includes 12-volt output 120 VAC wall power supply! Ideal for video security monitor!

For more info, go to
<http://www.flat-panel.com/video.htm>

NETCOM (page 11) will continue to provide prizes monthly!



very steady hand and good eyesight, I found it convenient to create a small "composition" area — 65 by 20 pixels, in this case — and draw symbols dot-by-dot. Figure 10 shows how to create the area. Increase the zoom and change the view so that the background becomes a grid as in Figure 11.

Let's draw a resistor. As shown in Figure 12, click the pencil tool and use it to fill in dots by clicking in the squares of the grid — almost like following a paint-by-number drawing! I have shown the proportions that I used for the symbol I created, but you can make your own choices depending on the look-and-feel that you want for your drawings.

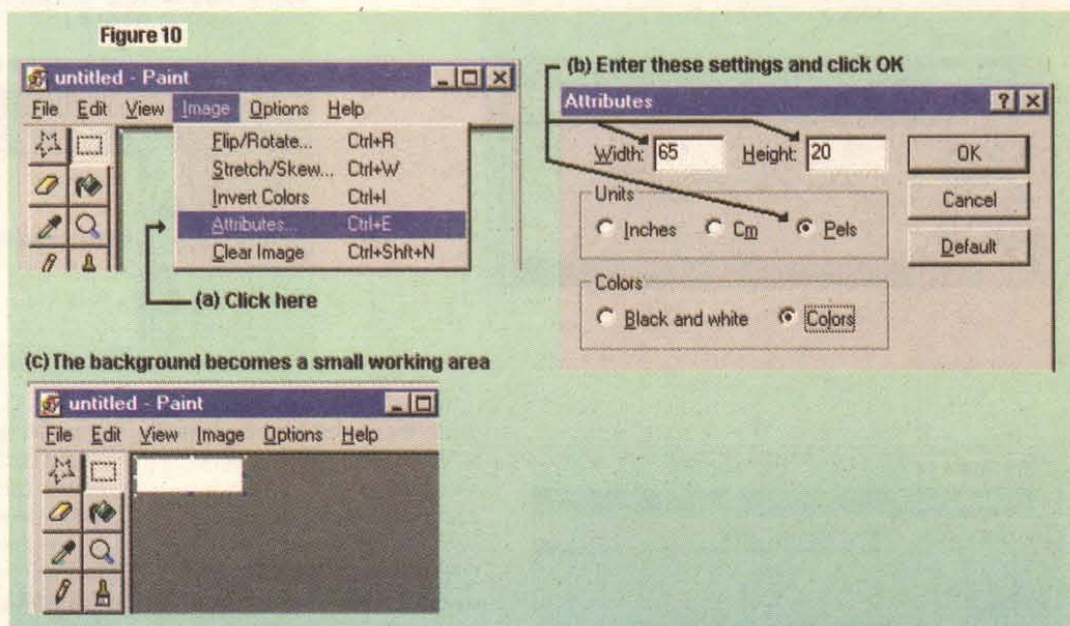
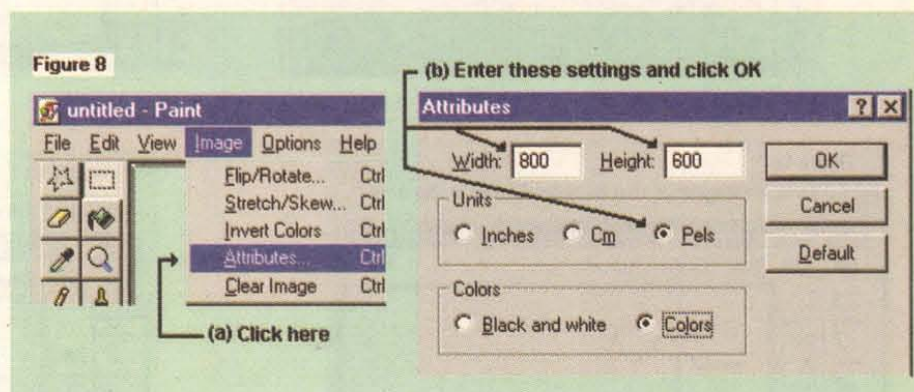
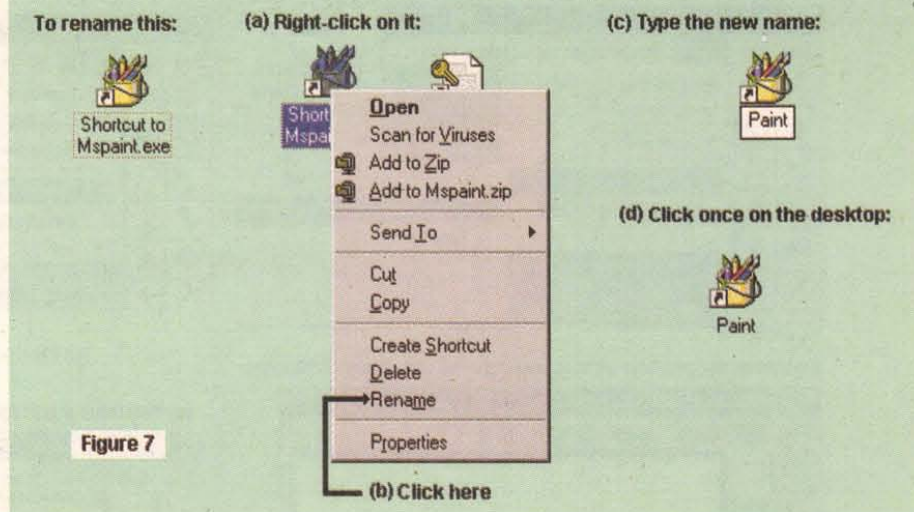
See Figure 13. Rubber-band the newly-created symbol and copy it to the clipboard (CTRL + C). Now go to the larger window and paste it on the palette (CTRL + V). Save the palette with the filename of your choice.

Return to the composition area. Unselect the resistor figure by clicking anywhere on the grid, and clear the grid by clicking Image/Clear Image on the Paint menu. Now draw a capacitor using the proportions shown in Figure 14. Copy this symbol to the palette and save the palette again. Figure 15 shows the proportions for a number of other common symbols, which you can also draw and copy to the palette. You will need a larger grid to draw the transistor and the op-amp, so, as you did earlier, set the size of the working area in the Attributes.

In order to speed the process of doing designations, I pre-typed a bunch of labels for resistors and capacitors — R1 through R15 and C1 through C15 — as you can see in Figure 1. When you have finished a drawing, it's very easy to just copy a whole group from the palette and slide the labels into place individually.

Drawing Schematics

Once you have a full palette of symbols saved, drawing a schematic is very easy. Open the palette in one instance of Paint. Open a second instance for your schematic, and see Figure 16 for the

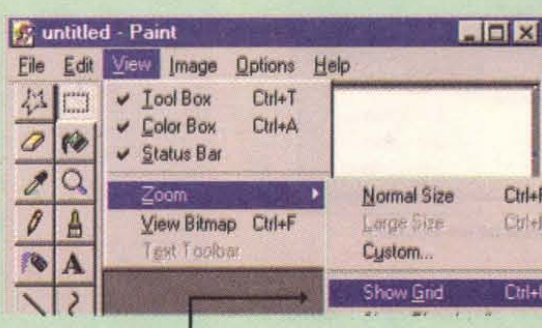
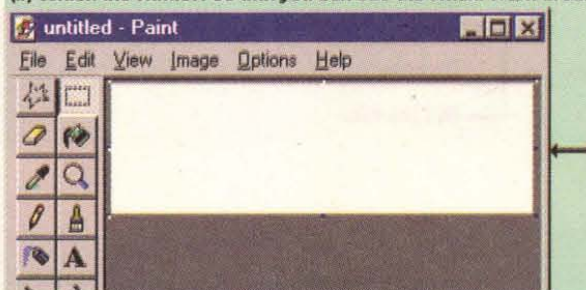


page setup parameters. These will give you as much use as possible of an 8-1/2 by 11 sheet in landscape orientation. Figure 17 shows the setup for Image/Attributes. Make sure that

Draw Opaque is unchecked, and you are ready to go. Switch to the palette instance, rubber-band a symbol, and copy it to the clipboard, switch to the schematic instance, and



(b) Widen the window so that you can see the whole work area.



(c) Click here

(d) You have a grid for laying out symbols!

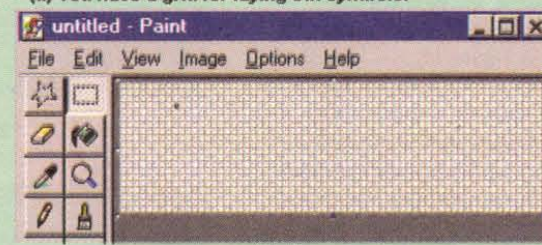



Figure 12

(a) To draw a symbol, use the pencil to fill in the dots



(b) Done!

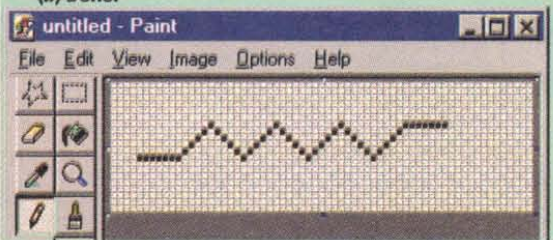
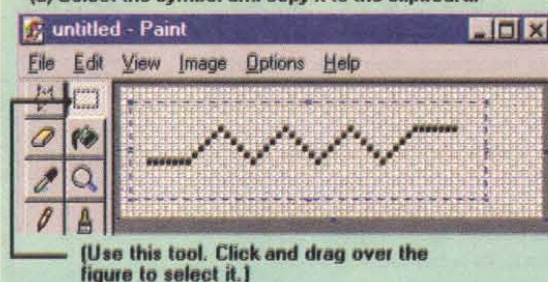


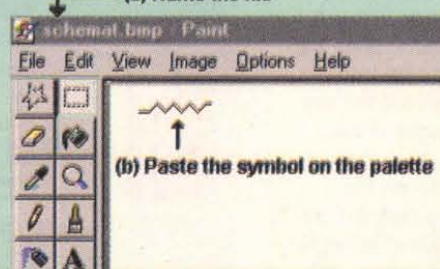
Figure 13

(a) Select the symbol and copy it to the clipboard.



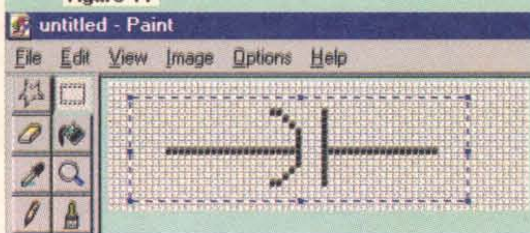
(Use this tool. Click and drag over the figure to select it.)

(c) Name the file



(b) Paste the symbol on the palette

Figure 14



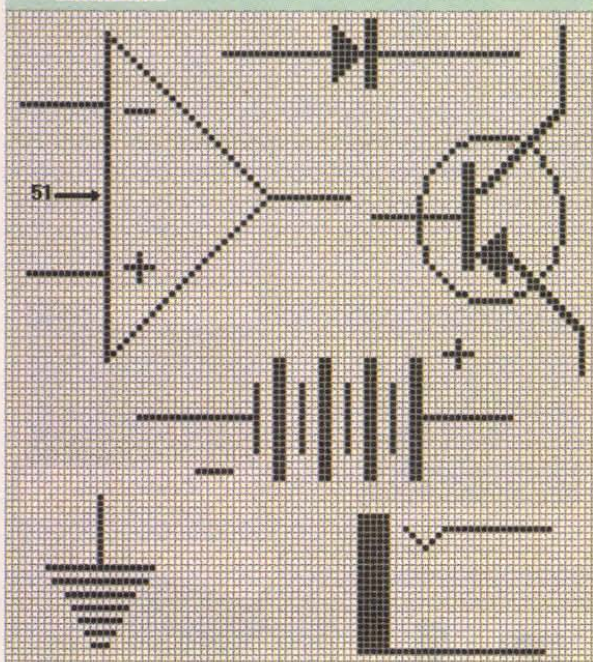
paste the symbol to the schematic. To connect symbols, either select a symbol and move it so that its connecting line merges with another symbol, or add lines as needed. Remember to save the schematic occasionally as you work. Paint permits copying, cutting, and pasting of any rectangular area, and you can use these functions to re-format the drawing as it grows and as your ideas change. Figure 18

shows a work in progress. For detailed instructions on how to use the tools on the Paint toolbar, consult the Help screens or a third-party reference.

It is entirely possible and desirable to construct "library" pages of commonly-used circuit patterns (power supplies, amplifier stages, logic blocks, etc.) and have these available whenever you need them. Like any software tool, the palette is only a starting point; feel free to bend it to your own needs and tastes.

Other bitmap editors can also be used for

Figure 15



this application; in particular, I can recommend PaintShop Pro by Jasc software. That package does everything you would want of a bitmap editor, is much more flexible than Paint for those functions, and includes many functions for creating and editing graphics that are not available in Paint. PaintShop Pro does cost money, but you can try out a fully functional evaluation copy before buying it.

To anticipate a question: Yes, you could use the techniques described here to do PC board artwork by setting up a template and a palette of component outlines. However, while this method can be made to work for

simple boards, I don't recommend pursuing it. My reason is that there are a number of inexpensive CAD packages available that are optimized for creating PC boards. They are all capable of creating a file format — called a Gerber photoplot — that is understood by fabricators and designers all over the world. A bitmap editor is not suitable when you want to have a factory make a board for you. My favorite package for doing board layouts is Ivex's WinBoard. You can download a no-charge evaluation copy — fully functional up to 100 pins — from www.ivex.com.

Figure 17

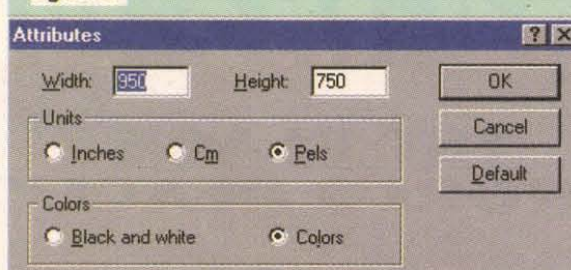
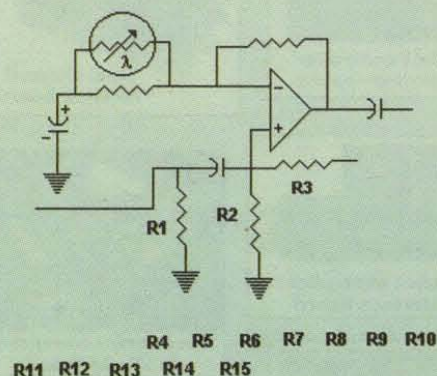


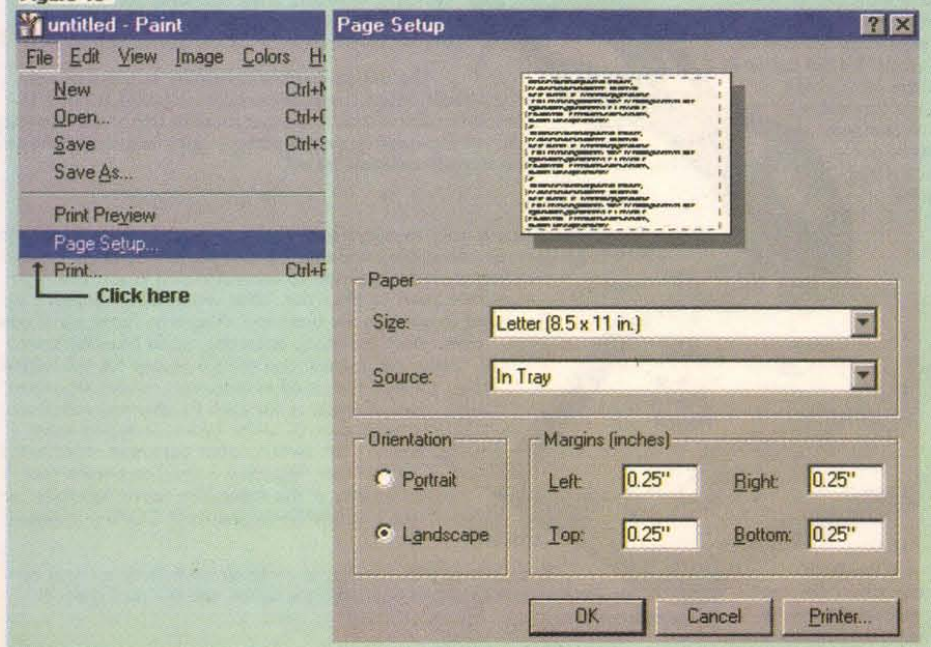
Figure 18



I hope you enjoy using the schematic symbols you've created, and I welcome comments and questions at smallbearelec@ix.netcom.com. If you would rather have the complete palette of symbols emailed to you, please send a check or money order for \$10.00 to:

Small Bear Electronics, 123 Seventh Avenue #156, Brooklyn, NY 11215. I can also accept MasterCard or Visa through PayPal, and you can find the PayPal icon on my home page: <http://home.netcom.com/~smallbearelec>. NV

Figure 16




And the winner is ...


1ST PLACE "WORLD PEACE"

entered by Greg and David Campbell

JUDGES COMMENTS: "What impressed us most was the quality of the engineering. The circuit boards are designed very cleanly and the electrical and mechanical construction appears professional."




Robot controller processor board




Dual channel receiver board




Status display mounted in World Peace




Control box processor board




Control box interface board



Robot controller interface board



Electronics mounted in World Peace



I/O Interface board




External view of control box




Dual channel transmitter board



Self-Commencer interface board



Hydraulic valve control board



Status display board



Electronics mounted in control box

The World Peace Project (Rev 02)

In 1998, my brother David Campbell and I formed Bohica Brothers Robotics and began building our first fighting robot, World Peace. With the help of the other members of Team Bohica (Ed Spencer, Ron Bitondo, and Ed Bitondo), World Peace made its first appearance in November 1999 in Las Vegas at the BattleBots Bot Bowl I (www.battlebots.com). We fought in the Super Heavyweight class and unfortunately were eliminated from the one-on-one in our first fight. We did better in our second fight in the rumble (all robots competing at the same time), which we won. So with our 1-1 lifetime record and lessons learned, we started work on World Peace (Rev 02). We had hoped to compete in the June 2000 competition in San Francisco, but we were not able to complete all of our upgrades in time. World Peace is anxiously waiting for its next chance to fight the good fight for truth, justice, and non-violent conflict resolution.

Onboard Robot Controller

World Peace is powered by a modified chain-saw engine driving a hydraulic pump (system pressure is 2000 psi). All robot functions (except for the electric start) are implemented with hydraulics. The onboard controller selects the best of the two 9600 baud RF links (900MHz modules were purchased to implement the RF link) to receive control signals to operate the robot. Basic controller functions include control of the chain-saw engine by adjusting the engine throttle setting based on hydraulic pump speed, and controlling the various hydraulic valves used to make World Peace go. The main weapons are the beak and lifting arm. Two hydraulic motors are used to drive the robot with separate left and right drive proportional valves for steering and speed control. Various safety interlocks are implemented to stop the robot if communication

with the control box is lost, and to ensure the safe operation of the hydraulics.

The operating state of World Peace is displayed through nine LEDs. These indicate the active comm. channel, the relative signal strength of each comm. channel, good/bad messages received, throttle increase/decrease, and a power indicator. Status LEDs are also provided for each hydraulic valve and if the hydraulic system is enabled. The robot controller is based on the National Semiconductor COP8 microcontroller.

The onboard robot controller consists of eight circuit boards: robot controller processor board, robot controller interface board, dual channel receiver board, I/O interface board, hydraulic valve control board (2), status display board, and the self-commencer (engine starter) interface board.

Control Box

The Control Box is used to operate World Peace at a distance. Redundant 900MHz RF communication links transmit control packets 20 times a second. Two joysticks are used to control World Peace. The right joystick is used to drive the robot while the left joystick is used to operate the beak and lifting arm. Front panel controls select the robot operating mode (standby, start, automatic, manual, and test), manually set the engine throttle (not used in automatic mode), separate on/off switches for each RF channel, and allow manual control of the hydraulic bypass valve, engine start switch, robot horn, and shutdown. CRC16 error detection is used to ensure data packet integrity at the robot. The robot controller is based on the National Semiconductor COP8 microcontroller.

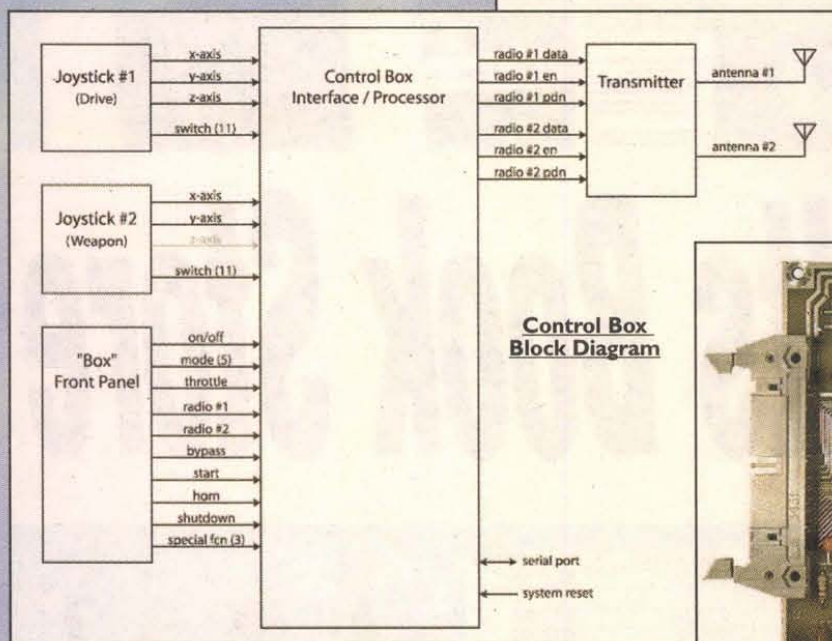
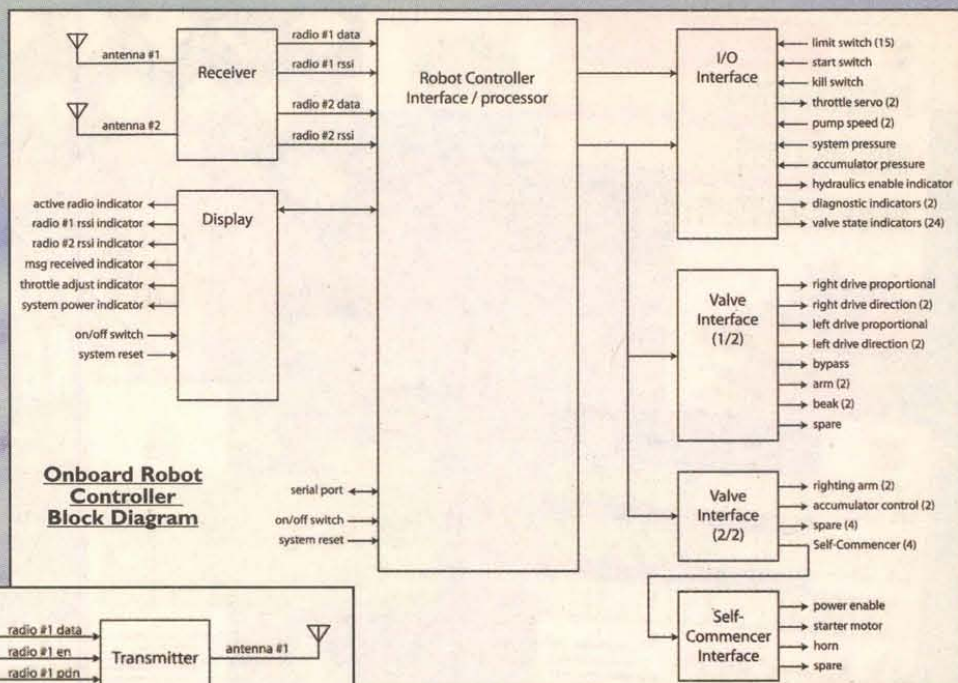
The Control Box consists of three circuit boards: control box processor board, control box interface board, and the dual channel receiver board.




External view of World Peace

**Thank you to everyone
who participated in the
Nuts & Volts/ExpressPCB
Electronics Design
Contest.**

**The competition was
tough ... the judges
had their work cut
out for them!**




Be sure and check out next month's issue when the second and third place winners will be highlighted in more detail. Then, in November, our Honorable Mentions will be featured.



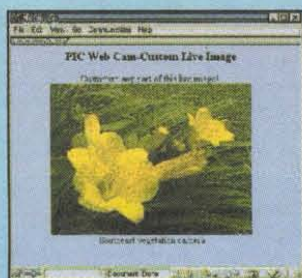
2ND PLACE

An Electronic
Flight Computer
entered by Jeff Karpinski



3RD PLACE

A PIC_ISA Control Board
(sample application:
a stand-alone web cam)
entered by
Dr. Edward Cheung



Honorable Mentions


"100 Watt Power Amplifier"
entered by Robert E. Friess



"ClipClop"
entered by
David E. Smith

"WindReader"™
entered by Victor Fraenckel





Nuts & Volts Book Store

Call 1-800-783-4624 today!
WE ACCEPT VISA AND MASTERCARD


AUTHOR/TITLE	REG PRICE	SUB PRICE
Axelsson, JL — Making Printed Circuit Boards	\$22.95	\$20.65
Brown, RM & Lawrence — How to Read Electronic Circuit Diagrams	\$19.95	\$17.95
Carr, J — Practical Antenna Handbook	\$39.95	\$35.95
Carr, J — Secrets of RF Circuit Design	\$29.95	\$26.95
Davidson, HL — Build Your Own Test Equipment	\$22.95	\$20.65
Davidson, HL — Radio Receiver Projects You Can Build	\$21.95	\$19.75
Davidson, HL — Troubleshooting and Repairing Consumer Electronics Without a Schematic	\$24.95	\$22.45
Edwards, S — Programming and Customizing the BASIC Stamp Computers	\$34.95	\$31.45
Gibilisco, S — Amateur Radio Encyclopedia	\$29.95	\$26.95
Gibilisco, S — Handbook of Radio and Wireless Technology	\$44.95	\$40.45
Gibilisco, S — IAB Encyclopedia of Electronics for Technicians and Hobbyists (hard cover)	\$69.50	\$62.55
Gibilisco, S — The Illustrated Dictionary of Electronics	\$39.95	\$35.95
Goodman, R — How Electronic Things Work ... and What to Do When They Don't	\$24.95	\$22.45
Graff, R — Encyclopedia of Electronic Circuits	\$39.95	\$35.95
Horn, DT — Basic Electronics Theory	\$26.95	\$24.25
Horn, DT — Ready-to-Build Telephone Enhancements	\$17.95	\$16.15
Lenk, J — Circuit Troubleshooting Handbook	\$39.95	\$35.95
McComb, G — The Robot Builder's Bonanza	\$18.95	\$17.05
Predko, M — Handbook of Microcontrollers	\$54.95	\$49.45
Predko, M — Programming and Customizing the PIC Microcontroller	\$39.95	\$35.95
Predko, M — Programming and Customizing the 8051 Microcontroller	\$39.95	\$35.45
Sinclair, J — How Radio Signals Work	\$24.95	\$22.45
Tomal, D/Widmer, N — Electronic Troubleshooting	\$34.95	\$31.45
Veley, V — The Benchtop Electronics Handbook: 260 Most Common Popular Electronics (cloth cover)	\$65.00	\$58.50

Send check or money order to Nuts & Volts, 430 Princeland Court, Corona, CA 92879. Include a complete shipping address (no P.O. Boxes, please). Shipping & handling \$4.50. CA residents add 7.75% sales tax. Or, call our toll-free order-only line at 1-800-783-4624 and use your MasterCard or Visa. ALL ORDERS MUST BE PREPAID.


10% OFF

FOR PAID SUBSCRIBERS

An Easy Hum Killer



A Deep Notch 60 Hz Rejection Filter



by James Lyman

In instrumentation, all of us have encountered one common problem, one that continually surrounds us in the world we live in — 60 Hz noise.

The penalty for all our modern conveniences is the AC power they use which surrounds us and continually radiates 60 Hz electromagnetic waves. These 60 Hz waves are usually strong enough to easily creep into low-level voltage signals we are trying to capture, showing up as noise that often is many times greater than the signals we are seeking.

When these signals are audio, we hear a constant low-frequency tone mixed with the audio we want to hear. This AC noise or hum can be disconcerting, and for something like music, is damaging in the sense of destroying the aesthetic qualities of the music.

Removing that AC noise without altering the signal requires a filter which rejects a small band of frequencies around 60 Hz without affecting other frequencies above or below the rejection band. This type of filter is called a band rejection filter.

This article describes a modular instrument which uses the common power supply described in the June 2000 issue of *Nuts & Volts* (pages 87-90, "Modular Instrument System").

A modular instrument is a simple instrument built in a stand-alone case, but having its power supply in another case which the instrument connects to using a five-pin DIN connecting cable such as RadioShack's part number 42-2151.

While this article describes the 60 Hz notch filter as a modular instrument, the basic filter circuit may be incorporated into other circuit designs requiring rejection of 60 Hz AC noise, such as audio applications.

If you have an audio recording with a 60 Hz hum, you can use this filter to drastically reduce that hum without compromising the audio itself, because this filter has a band width of only a few Hertz. This circuit is an active filter design that uses carefully-selected values of resistors and capacitors to determine the frequency of rejection.

Designing the Filter

Whenever I design an active filter, I go to the book that's the holy grail of designing active filters — *Rapid Practical Designs of Active Filters* by Johnson and Hilburn¹. I bought this book while working on my EE degree, a time long ago that I won't confess to here, and have used it ever since with great success. I've used other books, good books I might add, as well as various computer programs. But I get the best results from using this book, an important consideration at an earlier time before we had computer simulators for electronic circuits.

As its name implies, this book gives the designer the tools to quickly design a wide range of active filters, up to an eighth order, by first selecting a basic capacitor and the cutoff frequency. The designer chooses the type of filter his circuit requires, such as a low pass fourth order Chebyshev with 2 dB ripple, then goes to the appropriate table to calculate the component values.

I have designed a number of different low pass, high pass, and band

$f_c := 60$ Center frequency in Hz, for rejection
 $Q := 20$ Quality factor of filter
 $C := 0.1$ Capacitor in uF, frequency tuning
 $G := 1$ Filter gain, voltage ratio
 $B := \frac{f_c}{Q}$ Relationship of bandwidth to quality factor

$B = 3$ Filter bandwidth in Hz

$K := \frac{100}{f_c \cdot C}$ Filter scaling factor

$K = 16.667$

$R_1 := 1.592 \cdot K \cdot \frac{Q}{G}$ Resistor R1 in Kohms

$R_1 = 530.667$

$R_2 := 1.592 \cdot Q \cdot K$ Resistor R2 in Kohms

$R_2 = 530.667$

$R_3 := 1.592 \cdot K$ Resistor R3, R4, and R5 in Kohms

$R_3 = 26.533$

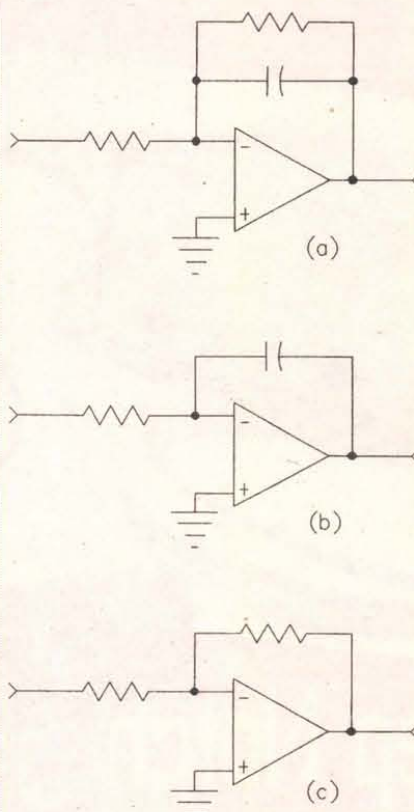
$R_6 := 1.592 \cdot \frac{K}{G}$ Resistor R6 and R7 in Kohms

$R_6 = 26.533$

"Rapid Practical Designs of Active Filters,"
 David E. Johnson and John L. Hilburn,
 John Wiley & Sons, Inc., New York, NY, 1975.

**Figure 1:
Filter
Calculations**

Figure 2: Circuit Modules



doing the arithmetic which can be done with any calculator. But when the circuit was simulated with Electronic Workbench², I was surprised to find its center frequency way above the designed value and spent considerable time in determining resistor values to give a center frequency of 60 Hz.

The simulation never gave a narrow bandwidth design, but rather one with -3 dB points of about 35 and 75 Hz which would corrupt much of the data from a transducer. Although the VCVS design uses the fewest components for a second order filter, its predicted performance was unacceptable.

I then tried the Multiple-Feedback band reject design on page 213. This circuit is more complex than the VCVS requiring three additional resistors and a second opamp. Again, I simulated the design using Electronic Workbench and found its response so completely unacceptable, I didn't pursue it further.

I next tried the notch filter design in Don Lancaster's filter book³ which uses a summing amplifier to take the outputs

from an active low pass and high pass filter whose cutoff frequencies are selected to form a notch. Simulations of this design showed it having a wide bandwidth and a low level of rejection that is on par with the VCVS design but requiring considerably more parts.

Surprised that these designs were performing so poorly, I finally tried the Biquad band reject filter design, as outlined on page 215 and, despite the complexity of the circuit, I was surprised how well this circuit performed. This is definitely the circuit to use if you're serious about band rejection filters. I designed the filter for a gain of 1 and a Q of 20, where Q is the quality factor defined as the center frequency F_c , divided by the bandwidth BW.

$$Q = F_c / BW$$

Simulation showed its pass band to be extremely flat with an upper limit of 1 MHz. By adding two trimmer pots, the center frequency can be fine tuned to exactly the desired center frequency and the notch for maximum depth of rejection. Since the purpose of this filter is to reject 60 Hz power line noise, the fine-tuning ability allows you to make this circuit near ideal. The filter's performance is tolerant of component variations with no great changes in response from small changes in components.

The Design

To get good performance from active filters, you need to use close tolerance capacitors which are rather

pass filters using these tables, but band reject or notch filters are another matter — they tend to be a bit twitchy, especially if you want very

narrow bands of rejection.

My first design was a Voltage Controlled Voltage Source (VCVS) band rejection filter using the book's

TIMELESS PRODUCTS

The Best Prices and Service • In Business over 15 years!

Phone 218-346-6660 Fax 218-346-6664

CABLE TV CONVERTERS

WILL NOT DECODE

New! "TP 125 V"
 128 Channel Converter with Volume

Special Prices for
 TP1550PC
 Call for Details

Panasonic still available!

- REFURBISHED CONVERTERS ALSO AVAILABLE •
- QUALITY REPAIR DEPARTMENT FOR ALL YOUR TUNER REPAIRS •
- REMOTES AVAILABLE FOR MOST CABLE BOXES •

DEALERS ONLY • GREAT QUANTITY PRICES • NO DECODER SALES




Figure 3: Basic Circuit

expensive and hard-to-find. Note — this does not apply to any of the power supply decoupling capacitors. The alternative to buying these is to measure capacitors and select the ones nearest the actual value. Any more, capacitor meters are an inexpensive instrument often found in digital multimeters, so selecting capacitors is easy. Of course, the more capacitors you have, the easier it is to find accurate capacitors.

For me, the 0.1 μF capacitor is my most widely used value and therefore, I have a large number of them in inventory, so consequently I chose this value for my design.

The first step in the design is to calculate the scaling factor K which is used to scale the resistor values. This scaling factor is 100 divided by the product of the chosen capacitor value in microfarads times the center frequency in Hz.

The designer must choose two other parameters before calculating the resistor values — the over-all volt-

age gain of the filter and the bandwidth in terms of the quality factor Q . Since I wanted the maximum frequency response, which is limited primarily by the gain bandwidth product of opamps, I chose a gain of 1. A quality factor Q of 20 will give a bandwidth of about 3 Hz, a value I considered having a minimum effect on signal quality together with the scaling factor; the frequency and the quality factor determine the resistor values by using simply addition, multiplication, and division with a calculator. The book gives a simple formula for each resistor. For those readers who use Mathcad[®], I have enclosed a Mathcad 6 file with the design calculations for a biquad notch filter that you can use in designing other notch filters with different parameters. The name of the file is bq60n20.mcd. A sample Mathcad

printout of this design is shown in Figure 1.

I entered the filter design into Electronic Workbench using the exact calculated component values and the generic opamp model. The circuit was simulated using the bode plotter to test the frequency response which allowed me to quickly measure the -3 dB points, the center frequency, and its signal rejection in dB. The frequency difference of the -3 dB points gives the filter's bandwidth in Hertz. Next, I replaced the exact calculated resistor values with standard 1% resistor values and simulated the circuit again.

The filter's response changed lit-

tle indicating the circuit is not very sensitive to component variations. Although the response was very good using standard values, I experimented and found those resistors which affected the center frequency and the depth of the rejection notch.

By replacing those resistors with the next lower standard values in series with a 1 Kohm trimmer potentiometer, I was able to exactly tune the simulated filter to 60 Hz with a very high rejection of about -50 dB. The Electronic Workbench circuit file is provided on Nuts & Volts web site for down loading by users who wish to further analyze this circuit. The file

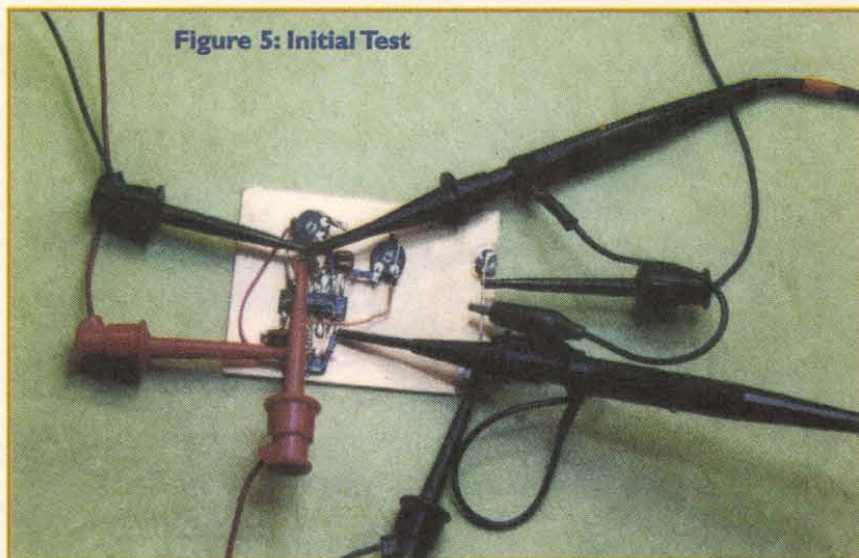


Figure 5: Initial Test

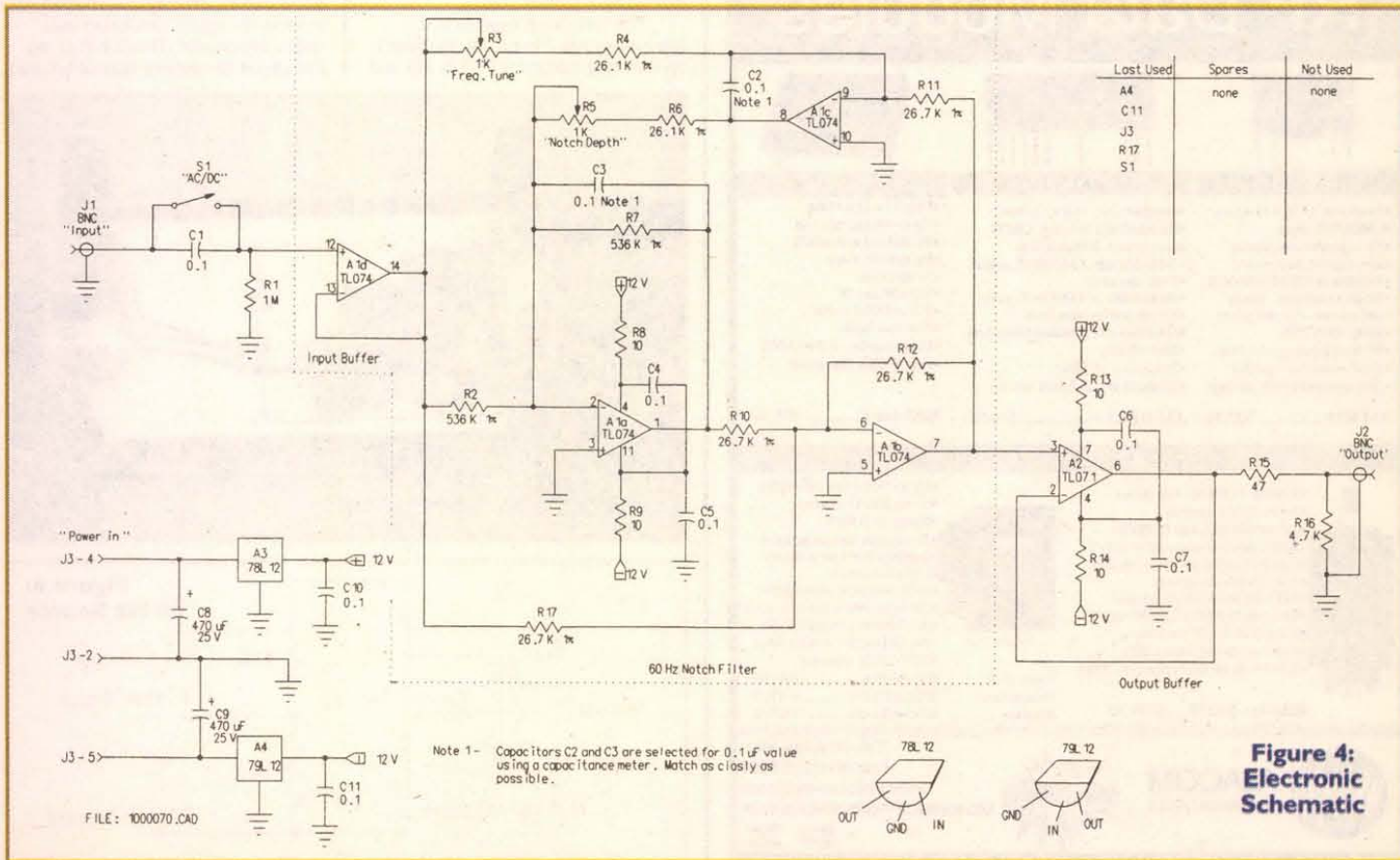


Figure 4: Electronic Schematic




Figure 7: 60 Hz Test Setup

name is bq60n20.ewb.

The Circuit

The biquad circuit gets its name from its transfer function which has two quadratic functions in it. A transfer function is the algebraic expression which relates the input and output of a circuit. A circuit's transfer function can be calculated — if the experimenter is so inclined — by using the basic frequency expressions for capac-

itors and inductors combined with resistors. But since this involves one or more college courses to learn, we'll forgo discussing how it's done. The point is the transfer function for a biquad circuit has two quadratic functions, hence the "bi" for two and "quad" for quadratic, where quadratic means an equation in the form:

$$y = ax^2 + bx + c$$

However, unless you're a glutton

for punishment, don't worry about it. That's why we have circuit simulator programs on our computers — so why all the discussion on transfer functions then? Well, the circuit of this filter is actually an analog computer⁵ which is configured for the filter's transfer function.

For those who have known personal computers since their first memories, analog computers were once used when digital computers filled a large room, but had little more power than today's programmable calculators. Analog computers are composed of circuit modules which perform basic math functions such as addition, subtraction, multiplication, and even calculus functions such as derivatives and integration.

General-purpose analog computers were programmed by using patch cords to interconnect those modules and other components, while numbers were represented by voltage levels. Analog computers were used to model complex dynamic systems such as orbiting bodies and vibrating structures, such as an aircraft's wing.

As an analog computer, the biquad circuit uses three circuit modules that are shown in Figure 2, which, when connected together with a feedback path, gives the basic transfer function of one quadratic equation divided by a second one.

The first circuit module is the lossy integrator (Figure 2a), the next is an inverting integrator (Figure 2b) and

finally the inverter of Figure 2c. By arranging these modules in slightly different order with feedback, the analog computer can represent the quadratic transfer function of a low pass, high pass, all pass, band pass, or band reject filter while selecting the values for resistors and capacitors will determine the filter's frequency response, in particular, the filter's cutoff frequency.

As expected, the input signal goes to the analog computer's input while its output provides the now filtered signal. As the input signal enters the analog computer, it is multiplied by the computer's transfer function and exits the computer's output having been modified; and since the transfer function is frequency dependent, different frequency components are modified by different amounts which results in the filtering action.

Calculating the required transfer function for a desired filter and then determining the values for the circuit components to give that transfer function is a somewhat tedious exercise in algebra, but *Rapid Practical Designs of Active Filters*¹ has already done the work for you so you only need to enter the filter's cutoff frequency and the value of the capacitor to quickly design a filter. But for those readers who wish to further explore this class of filters, M. E. Van Valkenburg's book *Analog Filter Design*⁶ has a full chapter on the biquad circuit, chapter 5, titled "The Biquad Circuit."

Construction and Testing

I was very curious if I could actually achieve -50 dB rejection with the actual circuit, although I suspected not because the circuit simulation uses ideal components. This is not to say that circuit simulations cannot be used

RF Data Modules

AM TRANSMITTER	AM RECEIVER	FM TRANSMITTER
<ul style="list-style-type: none"> • Small size: 17.78 x 11.43mm • CMOS/TTL input • No adjustable components • Low Current: 4mA typical • 418MHz or 433.92MHz OOK • Simple to integrate - simply add antenna, data and power • Range up to 250ft. • Wide supply range, 2-14Vdc • SAW controlled - stability • Also available in DIL package 	<ul style="list-style-type: none"> • Compact size: 38.1 x 13.7mm • On-board data recovery, CMOS • Low current: 2.4mA typical • 2kHz data rate, CMOS/TTL output • 5Vdc operation • On 418MHz or 433.92MHz (4xx) • No adjustable components • Patented Laser Trimmed component • High stability • Sensitivity: -105dBm • Available also in 0.8mA version 	<ul style="list-style-type: none"> • Only 23 x 33 x 11mm • Up to 40k bps data rate • 19200 baud with ASCII • Up to 500ft. range • 5v operation • 0.25mW into 50 • 418 or 433MHz FM • Fast 1ms enable • Direct interface to 5V CMOS • Auto TX/RX changeover
AM-RT5 \$12.10	AM-HRR3-4xx \$10.95	BIM-4xx-F \$87.36

RS232 TRANSCEIVER MODULES

<ul style="list-style-type: none"> • 4,800 to 38,400 bps half duplex • 3-wire RS232 interface • μController with user EEPROM • RS232 interface protected to ± 15kV • Data packetizing performed by user • Auto TX/RX changeover • 418 MHz and 433MHz versions • Range up to 500ft. (0.25mW ver.) • 0.25mW & 10mW versions • Reset switch and status LED's • 7.5-15V dc via DB9 connector, 20mA 	<ul style="list-style-type: none"> • Up to 19,200 bps half duplex • 3 wire RS232 interface • Range up to 500ft • Transparent data packetizing • Supports 8 or 9 bit protocols • Self test function • Reset Switch & Status LED's • 1/4 wave wire antenna on board • Available in a Simplex Tx/Rx pair (RTcomTX & RTcomRx) • 7.5V-15Vdc operation
BIM-4xx-RS232 \$139.30	Transceiver..... \$247.90 Transmitter..... \$ 87.15 Receiver..... \$105.52


ABACOM
 TECHNOLOGIES

Free Catalog

Tel: (416)236-3858
 Fax: (416)236-8866
 www.abacom-tech.com
 abacomtech@compuserve.com




Figure 9: Instrument Interior

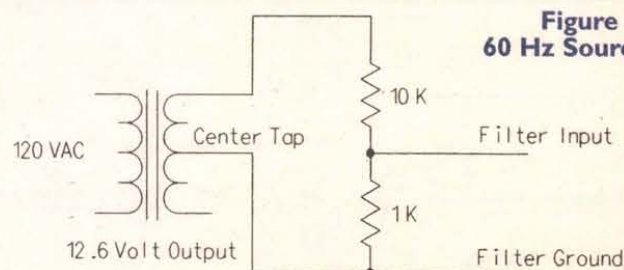


Figure 6: 60 Hz Source

or trusted, but rather they must be tempered by your experience in electronics.

Like any other tool, such as your oscilloscope or voltmeter, it has its limitations in accuracy. To test the filter's performance, I built the instrument in two stages — the first stage was the basic filter itself which could be tested in the lab, the second as the full instrument to be used with the modular power supply.

I built the basic filter circuit first to test the circuit's performance before putting the time, material, and effort into the full instrument — better to know it will work satisfactorily before fully investing in it. The circuit was constructed on a piece of blank circuit board which fits into an aluminum P-box enclosure sold in RadioShack stores. This is a 2 x 3 x 5 inch box, part number 270-238, selling for about \$3.00, that makes an ideal case for modular instruments. My board measures about 2-1/4 x 3 inches and, as seen in Figure 3, the filter is built at one end.

Opamp A1 has all its leads bent outwards level with the chip so they don't touch the bare copper ground plane. Refer to Figure 4. Begin construction with the power supply decoupling network, R8, R9, C4, and C5, by cutting one lead of R8 to 1/4 inch and soldering it to pin 4 of A1. Now cut and form the leads of C4 to straddle the chip's body and solder it between pins 4 and 11 of A1.

Wrap one lead of C5 around a lead of R9 close to the resistor's body, then solder and cut the lead of R9 which has C5, to a length of 1/4 inch and solder that end to pin 11 to complete the network.

I placed the two high-frequency decoupling capacitors C10 and C11 on the free ends of R8 and R9 by looping a lead around the resistor's lead, soldering and trimming the capacitors leads flush. Trim the free ends of capacitors C10 and C11 to 1/4 inch length and then bend the resistor's leads up into a loop to allow connecting test leads for power.

With the network completed, you can position A1 on the circuit board and attach it by soldering the free ends of capacitors C10 and C11 to the circuit board. A1 has three opamps that connect to ground so use a small screwdriver to push pins 3, 5, and 10 down flush with the circuit board then solder each to the copper surface.

Now complete the basic filter circuit by installing those parts within the dotted box of the schematic diagram in Figure 4. Note that capacitors C2 and C3 are part of the frequency determining network of the filter, so their value is critical.

Precision capacitors are both expensive and hard to obtain, so use a capacitance meter to cull your stock of 0.1 uF capacitors and select the exact value. Although you want the value as near to 0.1 uF as you can get, the really important thing is for the capacitors to be matched, because the closer the capacitors are matched, the better the filter's performance.

Prior to testing, tack solder a short bare wire on pin 12 of A1 for attaching a test lead to inject the test

signal; note that the input network S1, C1, and R1 are not needed for initial testing, as well as the output buffer amplifier A2. If there is insufficient room to clip an oscilloscope probe to pin 7 of A1, you may need to also tack solder a short length of bare wire onto pin 7 to form a test point.

Trimmer pots R3 and R5 are single turn printed circuit board mount trimmer resistors with their leads bent upwards. Use epoxy to glue a small bit of insulating material — such as part of a wooden toothpick — under each resistor to prevent accidental shorting to ground when adjusting. Be careful not to glue any moving parts on the bottom of the resistor since this will prevent their adjustment. Finally, use a length of #20 AWG bare buss wire, then form and solder a ground bar to the copper foil at the opposite end for attaching ground leads.

For testing, use a split power supply, setting its output to ± 12 volts, with the positive rail going to R8, the negative to R9, and the ground lead to the ground bar. The circuit will pull less than 15 milliamps on either rail, so if greater than 15 milliamps disconnect, find the mistake before continuing.

Connect your function generator's output and one channel of your oscilloscope to pin 12 of A1 and adjust the level for about 1/2 volt pp sinewave at a frequency of about 200 Hz. Connect the other oscilloscope channel to the filter's output at pin 7 of A1 as in Figure 5.

If your filter is working correctly, the input and output levels will be the same amplitude. Now adjust the frequency to 60 Hz and the output amplitude should drop in level. Adjust resistors R3 and R5 for minimum amplitude, then sweep the frequency between 30 and 100 Hz. As you

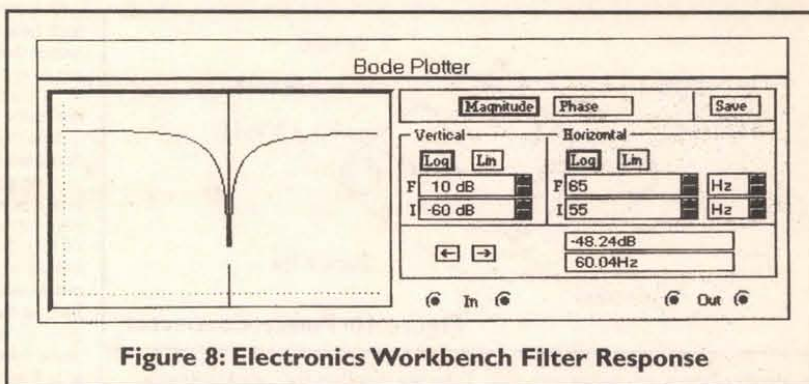


Figure 8: Electronics Workbench Filter Response

sweep across 60 Hz, the output amplitude will go very low while the input remains the same, but on either side of 60 Hz, the output will return to the same amplitude as the input.

In doing this test, you will undoubtedly have trouble setting your function generator to precisely 60 Hz and, since this filter has a bandwidth of only a few Hertz, it's critical to have a precise 60 Hz signal. This is very easily done since your lab has a very precise 60 Hz frequency source available — the AC power in the wall socket that your instruments are plugged into. The AC power in your home is set very precisely to 60 Hz and since you are using this filter to remove 60 Hz noise from signals, it's exactly what you should use to set up your filter.

All that is required is a six-volt filament transformer and two resistors to form a voltage divider to give a 1/2 volt output signal. For six volts, a 1 Kohm and 10 Kohm resistor will give this signal, but if you have a 12-volt transformer use a 22 Kohm in place of the 10K. Remember, if you are using a center tapped transformer, use one side and the center tap. Refer to Figure 6 for the schematic and tack solder the resistors to the transformer's leads, then check its output with the oscilloscope. This output signal can be connected to the filter by

either using test leads, by soldering short lengths of wire for jumpers, or by tack soldering the transformer's leads directly to the filter as in Figure 7. Again, while monitoring the filter's output, adjust R3 and R5 to give a null, that is, a minimum output signal. My filter gave a rejection of about -25 dBV which is calculated by:

$$\text{Rejection, dBV} = 20 * \log_{10}(\text{Vout} / \text{Vin})$$

Vin and Vout can be RMS, peak volts, or peak-to-peak volts — the only restriction is they must be the same units. If you're using a DVM for measuring, its AC scale should be true RMS since the output waveform at center frequency is complex instead of a sinewave. The -25 dB rejection is about half the rejection obtained by analysis using Electronics Workbench, but if you move the bode plot cursor in Electronics Workbench just a fraction of a Hertz from the center frequency, the rejection quickly approaches the real filter's performance. Refer to Figure 8.

The notch at the center frequency becomes extremely sharp which does not occur in the real world. When the span of the bode plot is set from 59 to 61 Hz, a change of 0.01 Hz from center frequency gives a change in notch depth of 10 dB. Furthermore,

Ref. Desg.	Qty.	Nomenclature	Part Number
A1	: 1	: TL074 Quad Bi-FET Op-Amp, 14 pin DIP	: note 1
A2	: 1	: TL072 Dual Bi-FET Op-Amp, 8 pin DIP	: note 2
A3	: 1	: 78L12 +12V, 100 mA, 3 Terminal Voltage Regulator, TO92	: note 3
A4	: 1	: 79L12 -12V, 100 mA, 3 Terminal Voltage Regulator, TO92	: note 4
C1-7,10,11	: 9	: 0.1 uF Monolithic Bypass Capacitor, 25V	:
C8,9	: 2	: 470 uF Electrolytic Capacitor, 25V	:
J1,2	: 2	: BNC Panel Mount Bulkhead Recept, Solderable	: note 5
J3	: 1	: 5 position DIN Receptacle, Panel Mount	: note 6
R1	: 1	: 1 Mohm Resistor, 5%, 1/4 Watt	:
R2,7	: 2	: 536 Kohm Resistor, 1%, 1/4 Watt	:
R3,5	: 2	: 1 Kohm Potentiometer Resistor, Single Turn	:
R4,6	: 2	: 26.1 Kohm, 1%, 1/4 Watt	:
R8,9,13,14	: 4	: 10 ohm Resistor, 5%, 1/4 Watt	:
R10-12,17	: 4	: 26.7 Kohm Resistor, 1%, 1/4 Watt	:
R15	: 1	: 47 ohm Resistor, 5%, 1/4 Watt	:
R16	: 1	: 4.7 Kohm Resistor, 5%, 1/4 Watt	:
S1	: 1	: SPST Micro Miniature Toggle Switch, Panel Mount	: note 7
	: 1	: Aluminum P-box, 2 x 3 x 5 inches	: note 8

note 1 - Digi-Key part number 296-1777-5-ND
 note 2 - Digi-Key part number 296-1775-5-ND
 note 3 - Digi-Key part number NJM78L12A-ND
 note 4 - Digi-Key part number NJM79L12A-ND
 note 5 - Digi-Key part number ARFX1064-ND
 note 6 - Digi-Key part number 275-1014-ND
 note 7 - RadioShack part number 275-624
 note 8 - RadioShack part number 270-238

PARTS LIST

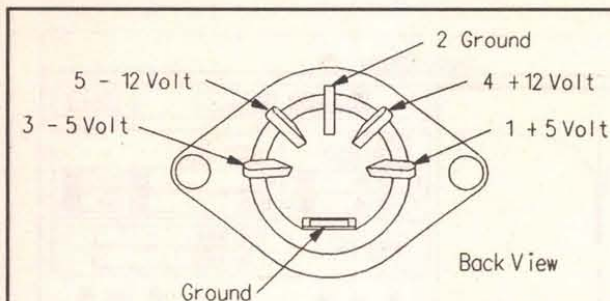


Figure 10: Power Connector

the depth of the notch varies with the settings of the bode's start and stop frequency, another indication that we are looking at a mathematical artifact instead of real-world performance.

If testing shows the basic filter to be working correctly, continue building the instrument by installing the output buffer amplifier A2 and the input network C1 and R1. Again, start by installing the power decoupling network R13, R14, C6, and C7 to opamp A2, then position the assembly on the circuit board and solder the free end of C7 to the circuit board. Install the DC return network R15 and R16 then connect pin 7 of A1 to pin 3 of A2. You may want to do another test before finishing the power supply because, if there is a problem, you have more room to work without the clutter of the power circuits.

Install the filter's power circuits which consists of regulators A3 and A4 and capacitors C10 and C11. Start by spreading the input and output leads of A3 and A4, then bend the end (1/4 inch) of each ground lead 90 degrees and finally, solder the regulators to the circuit board via their ground leads.

Note that the schematic (Figure 4) has the pinouts for A3 and A4. Position the output of the regulators leads as near to the power input pins of A1 as possible. Complete the power supply by installing the two filter capacitors and then connect the regulator outputs to the circuit power using the regulator's output leads directly or insulated wire if the distance is too great.

You may want to test the circuit

before installing the board in its case by using a laboratory power supply. If so, be sure and set the power supply voltage at least three volts above the regulator's 12 volt output to ensure the regulators will correctly regulate.

Case

When you are satisfied that your notch filter is working correctly, you can install it in the case, but I advise you to do all the sheet metal work first. This involves drilling holes for the three panel jacks and a toggle switch. The ends of the case's top are used as the instrument's front and rear panels. The input and output jacks J1 and J2 are panel mount BNC connectors which mount in 3/8 inch holes drilled in the front panel.

The "AC/DC" select switch S1 is mounted just above the input connector J1. The power connector J3 is mounted on the opposite end of the case's top in approximately the center. This connector is a five-pin DIN panel mount connector that requires a 5/8 inch hole that is too large to drill cleanly in such thin sheet metal, even if you have a drill bit that large.

This hole must be drilled smaller and expanded with a rat tail file until J3 will pass through the hole. If you are going to be doing very many of these, I strongly recommend investing in a chassis punch such as a 5/8 inch Greenlee round metal punch set, part number 500-2409.4. This punch allows you to drill a small hole, mount the two halves of the punch on either side with a bolt passing through the hole to connect the punch halves together, then by tightening the bolt

with a wrench, you cut a perfect 5/8 inch hole in the sheet metal. Much easier than fighting with a file and trying to get the connector to fit.

You can mount J3 using screws and nuts, but I find it easier to use 1/8 inch aluminum pop rivets which don't work loose.

As seen in Figure 9, the circuit board is mounted on the inside of the case top with the filter input (pin 12 of A1) close to the front panel which has J1 and J2. While holding the circuit board in position, drill a 1/8 inch hole at the center of the circuit board, through both the circuit board and sheet metal top cover, then use a 4-40 x 1/4 screw and nut to secure the circuit board in place.

With the circuit board secured, cut one end of the input resistor R1 to 1/4 inch, then bend the other lead 90 degrees about 1/4 inch from the resistor's body. Solder the straight part of R1's long lead to pin 12 of A1 with the bent part of the lead pointing upwards. The resistor's body should be in line with pin 12 and laying against the circuit board.

Now press the short lead of R1 against the circuit board and solder it to ground. Finally, the lead of R1, which is pointing upwards (pin 12 of A1), is connected to one side of the switch S1 ("AC/DC") and soldered. Connect a wire from the other side of switch S1 to the center terminal of J1 ("Input") and solder both ends.

The bypass capacitor C1 is connected across switch S1 by soldering its leads to the leads already connected to switch S1. For the filter's output, solder a wire from the junction of R15 and R16 to the center terminal of J2 ("Output").

Finally, connect the +12 volts of J3 (terminal 4) to the input lead of regulator A3 and the -12 volts of J3 (terminal 5) to the input lead of regulator A4 using insulating wires. Connect the grounds of J3 (terminal 2 and Ground) to the copper foil of the circuit board using either insulated or bare buss wire. Refer to Figure 10 for terminal locations. Your instrument is now ready for use.

Make a final test and adjustment of the filter by connecting the input of the notch filter to the signal source shown in Figure 6, 60 Hz Source, and the filter's output to an oscilloscope or

voltmeter. Again, adjust R3 and R5 for minimum signal level which gives you the highest rejection of 60 Hz noise.

If you need higher rejection, you can cascade additional notch filters together with each additional filter giving you another 25 dB rejection, but remember you can't reach extremely low levels of 60 Hz noise because the noise will re-enter your signal from other sources.

Now you have another modular instrument which I'm sure you'll find to be a useful addition to your lab. Note that for AC hum noise coming from power supplies that have full-wave rectifiers, the noise will be 120 Hz instead of 60 Hz. Filtering this noise will therefore require a notch filter designed for a center frequency of 120 Hz. NV

References

1. *Rapid Practical Designs of Active Filters*, David E. Johnson and John L. Hilburn, John Wiley & Sons, Inc., New York, NY, 1975.
2. *Electronics Workbench*, registered trademark of Interactive Image Technologies, Ltd., 111 Peter Street, #801 Toronto, Ontario, Canada, M5V 2H1.
3. *Active-Filter Cookbook*, Don Lancaster, Howard W. Sams & Co., Indianapolis, IN 46268, 1975.
4. *Mathcad*, registered trademark of Math Soft, 101 Main Street, Cambridge, MA 02142.
5. *The Biquad: Part 1 - Some practical design considerations*, L. C. Thomas, IEEE Transactions, Circuit Theory, vol. CT-18, pp. 350-357, May 1971.
6. *Analog Filter Design*, M. E. Van Valkenburg, Holt, Rinehart and Winston, Inc., Fort Worth, TX 1982.

Do You Repair Electronics?

For only \$7.95 a month, you'll receive a wealth of information:

Repair data for TV, VCR, monitor, audio, camcorder, & more.

Over 100,000 constantly updated problem/solutions plus...

- TechsChat live chat room.
- UL/FCC number lookup.
- Private user discussion forums.
- Hot tips bulletin board.
- Automated email list server.
- Manufacturer information.

To access RepairWorld, direct your internet browser to <http://www.repairworld.com>

RepairWorld.com


Electronix Corp. 1 Herald Sq. Fairborn, OH 45324 (937) 878-9878

Motron
ELECTRONICS

PO Box 2748
Eugene OR 97402-0280
(541) 687-2118

DTMF Controller
Only \$149.00 Plus SH

<http://www.motron.com/>



Auto-Kall® AK-16
DTMF Controller Board

The **Auto-Kall® AK-16** DTMF Controller Board features 16 relay driver outputs and DTMF to X-10 house control capability! Control the relay driver outputs, X-10 modules, or both with your radio keypad! X-10 operation requires the PL-513 Power Line Interface (\$20). The **AK-16** mates readily with our **RB-8/10** (\$99) or **RB-16/10** (\$149) relay boards. The 0-12 digit security code is user programmable using your DTMF keypad. Additional features include re-programmable CW ID and several modes of operation, including two with CW response. The **AK-16** is a fully assembled and tested printed circuit board.



Visa, MasterCard, American Express, Discover
And Government Purchase Orders accepted.
SH: \$8 USA; \$11 Canada; \$16 Foreign
Se Habla Español. Pida Por Don Moser.



Info: (541) 687-2118

Orders: (800) 338-9058 Fax: (541) 687-2492

**SCANNING MOTOR — A-330SC**


with universal mounting bracket accepts all standard 1/4 x 20 threaded CCTV cameras. No tilt, just PAN. 75 degrees of continuous motion with a scan rate of 5 seconds per cycle. 110 volt indoor operation, but can be adapted for outdoor use. Includes 12 foot power cord. Perfect solution to triple your effective camera viewing angle! **\$39/each**, or **\$25/each** in qty. of 4. Small size, 3-1/2"D x 2"H. MATCO, Inc., Schaumburg, IL, 1-800-719-9605. E-Mail: sales@mat-co.com Website www.mat-co.com



USE PC MONITOR AS SECURITY MONITOR. The VGA-801 accepts standard NTSC or PAL inputs for display on any existing VGA/SVGA computer monitor. Small compact size. Over 600 lines of resolution, twice that of standard TV monitor! **\$69 each.** Dealers welcome. MATCO, Inc., 1-800-719-9605; Fax 847-619-0852; E-Mail: sales@mat-co.com Website: www.mat-co.com



QUAD VIDEO CABLE MODULATOR. CVS-600 inserts 4 color or black & white composite video signals on unused cable channels, 81 thru 95. Watch 4 remote security cameras from any TV in your home! Built-in signal amplifier and comb filter eliminates any ghosting and actually **IMPROVES** existing video! Only one unit needed with existing cable system. **\$199/each** and **\$169/each** in qty. of 4. MATCO, Inc., 1-800-719-9605. E-Mail: sales@mat-co.com Website www.mat-co.com



LOW VOLTAGE B/W high RES 430 line CAMERA with optional black low-profile, swivel adjustable enclosure. Pin hole or Std. lens type. 6, 8, and 12mm lens are available. 1/3" CCD, 3.6mm/F2.0 lens included; works from **7.5-13 VDC**, highest voltage range in market. 0.08 lux, IR sensitive; 1.27" x 1.27" x 0.5"D pinhole or 1" deep standard. **\$49 each SPECIAL PRICE FOR JUNE.** Enclosure: \$8; optional lens: \$18. Dealers welcome. MATCO, Inc. 1-800-719-9605. Fax 847-619-0852. E-Mail: sales@mat-co.com Website: www.mat-co.com



WEATHER RESISTANT OUTDOOR CAMERAS. WR-700 type, high impact tempered glass with stand. Black & white (430 lines), or color (420+ lines) available. Standard 3.6mm lenses with optional lenses of 6, 8, and 12 mm at \$20 extra. **B/W \$119/each. Color \$179/each.** Small compact size with sun shield. MATCO, Inc., 1-800-719-9605. E-Mail: sales@mat-co.com Website www.mat-co.com

SURVEILLANCE-COUNTERSURVEILLANCE: I buy and sell used equipment. Steve 410-879-4035.

**INFRARED FILTER ELIMINATES 99.9% OF ALL VISIBLE LIGHT — IR-9000.**

All B/W CCD cameras are IR sensitive. Place a 25 watt or less light behind the 3" x 3" filter, and you will see in the DARK. **\$18/each.** Purchase 2 for **\$30.** MATCO, Inc., 1-800-719-9605. E-Mail: sales@mat-co.com Website www.mat-co.com

**OPEN FRAME POWER SUPPLY**


±15VDC or ±12VDC @ 5A. Power One HDD15-5-A, unused in factory box with full documentation. **20E009 \$24.95 each**

TV INTERNAL A-B SWITCH

12VDC @ 15mA controls relay. Non-latching. Remotely switches between two 75Ω coax ports. Specs included. **98G001 \$7.95 each**

**COMMON MODE FILTER**

Toroid core with two 82μH windings. Rated 250VAC @ 2A. **97N006 89¢ each**

**SOLDER SUCKER**

Small size makes for easy one-handed operation. Aluminum barrel with teflon tip. **20Z007 \$4.99 each**

BIPOLAR STEPPER MOTOR

12 VDC, 300 mA, 20 Ohms, 400 s/rev, NEMA-17 size. 3/16" x 1/2" splined shaft one side; 3/16" x 1/4" smooth shaft, other side. **97M018 \$4.95 each**

**70 MHz DUAL I.F. BOARD**

Two independent 70MHz IF strips on one board with ±12V regulators for each strip. Three demodulator sections per strip with 5 IF transformers, balanced mixers (MCL #SBL-1), two MC1496 ICs, 5MHz crystal. FM audio section with two LM3089 FM-IF IC and 10MHz crystal per strip. Lots of op amps (7 per strip), plus resistors, caps, inductors, transistors, sixteen 25-turn trimpots. All on 7" x 17" ground plane PC board with shield. **98G002 \$24.95 each**

**6-METER FSK RECEIVER**

Crystal controlled on 50.675 receive frequency. Superhet with 10.7MHz IF. Three ICs and one transistor. Not a kit! New, with schematics and spec sheet for major components. **92A067 \$9.95 each**

**TELEPHONE SPEECH NETWORK With Dialer Interface**

Telephone line powered. Adjustable gain. Works with electret mike and receiver or earphone. Impedance 150 Ohms or higher. Provides regulated voltage for external CMOS dialer. With docs. **97V005 \$4.95 each**

**BROADBAND RECEIVER RF PREAMP**

Amplify received signals in the 5 to 900 MHz range with 10 dB gain. Will work with any shortwave receiver, scanner or TV. **92A025 \$14.95 each**

LASER DIODE

Toshiba TOLD9200. 670nm, 9mm dia. case, 3mW, 2V @ 80mA. **99S004 \$14.95**

**PC MOUNT TRANSFORMER**

Input: 115/230 VAC @ 50/60 Hz. Output: 14VDC @ 4A or 28VCT @ 2A. Size: 2 1/2"W x 3-1/16"L x 2"H. Class F-1. **20N002 \$8.95**



AS-1004. FCC approved. 2.4GHz transmitter & receiver with audio! Capable handling total of 4 wireless cameras, range: >300'. Built-in camera, 400 TV line. **\$219 per system.** Additional cameras at **\$129/each.** Matco, Inc. 1-800-719-9605 Fax: 630-350-9546. E-Mail: nsales@mat-co.com Web site www.mat-co.com

**14-DAY PROGRAMMABLE TIMER**

Originally used to control a satellite receiver through its IR port. Time on/off for eight distinct events. Modify it for your needs or dismantle it for its parts. Programmable with a 2732 EPROM in a removable "personality" module, the unit may be modified to control any IR device through its IR port. Contains Z80 CPU, clock display and associated parts. Operates from 9VDC 500 mA wall transformer which is included. **92V014 \$9.95 each**

**FLASHING LED KIT**

Three extra-bright LEDs flash in unison on this 9V battery powered board. Use as safety warning for auto or bicycle, party gimmick, sea buoy, etc. Kits may be used in parallel to form an array. **95K001 Parts Kit \$3.95**

**LCD DISPLAY**

Four lines by 20 characters. Back light attached. Standard 14-pin connection. **94L010 \$14.95 each**

**CAPACITORS BY THE POUND**


Lytics, tants, discs, glass, epoxy, computer grade. A good variety of all kinds of caps. **20P004 5 Lbs. for \$9.95**

**COUNTER-SURVEILLANCE=\$250 HR!**

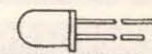
Electronic eavesdropping is unbelievably widespread! Are you sure you're safe? Learn how others (without prior experience) earn **\$250 HR** in the fascinating field of COUNTER-SURVEILLANCE! For FREE catalog call: **1-800-732-5000.** HTTP://WWW.SPY-CITY.COM

**IBM TRAVELSTAR HARD DRIVE**

3.25GB ATA/IDE, 5VDC @ 500mA, 4200RPM. 6304 cylinders, 16 heads, 63 sectors C/T, 2.5" form factor commonly used in laptops. Label has setup info. Model DBCA-203240, part 21L9530. More info is at <www.ibm.com/harddrive>. **20C011 \$99.95 each**

**'486 MOTHERBOARD**

Comes with a 25MHz 486-SX CPU. Board supports SX25, SX33, DX25, DX33, DX40, DX50, DX2-50, DX2-66, DX2-80. Does not support DX4 CPUs. All info silkscreened on board. Seven ISA slots and 2 VESA local buss extensions. Used, tested good. While supplies last... **98C014 \$19.95 each**

**ULTRA-BRIGHT WHITE LED**

T14 ultrabright white, 5600 mcd. This will stun your eyes! **SE5084J \$4.95 each**

**"FLUKE" TYPE METER PROBE KIT**

Shrouded type banana plugs fit Fluke and other popular DMMs. **97Z017 \$4.95 set**



ALLTRONICS

2300-D Zanker Road - San Jose, CA 95131-1114


(408) 943-9773 - Fax (408) 943-9776

Download our New Catalog: <http://www.alltronics.com>

Store Hours: 9-6 M-F & 10-3 Sat. - Pacific Visa, M/C, AmEx Accepted. All Sales Final. California Residents Add Sales Tax. Shipping Additional on All Orders. Prices Subject to Change Without Notice. Prices Good 60 Days from Date of Publication.



Callbacks up here can be a matter of life and death.




Technicians at NASA's Space Shuttle Logistics use the **CapAnalyzer 88A** to be sure equipment is in perfect condition before being launched where service calls could be somewhat of a problem. The **CapAnalyzer 88A** is also used by NBC TV, General Motors, Sears Service, Time Warner Communications, Panasonic, Matsushita Industrial, and Pioneer Electronics technicians, as well as thousands of independent TV, computer monitor, VCR and industrial service technicians. They prefer the **CapAnalyzer 88A** because it checks electrolytic capacitors for leakage and ESR *in-circuit*, accurately.

Check www.eds-inc.com/88users.html for actual users' comments as they compare their own **CapAnalyzer** to the "wizards" and "z-meters" they already own. No unsoldering to check out-of-circuit, no mistaking a

shorted or leaky cap as good, as other "ESR" meters do, no guessing about whether a value is good or bad. With the exclusive three-color comparison chart right on the front panel, auto-discharge, multi-beep alert, and one-handed tweezer test probe, even your grandmother could find defective caps in that problem PWM power supply, TV, computer monitor, VCR, or industrial control board in just seconds. And because it's handheld you can service anything anywhere. It's no wonder that almost 60% of **CapAnalyzer** sales are by referrals, or service managers buying additional units. In fact, our distributors tell us it's the most asked-for-by-name piece of test equipment they sell.

So stop wasting time and come back down to Earth. You can have your own **CapAnalyzer 88A** for only \$179. With our exclusive 60-day satisfaction-or-money-back guarantee, you risk nothing. Prepare to be amazed: your only problem will be running out of work as you take care of all of those "dogs" that you've been sitting on. We're **Electronic Design Specialists**. We make test equipment designed to make you money. Check out www.eds-inc.com for all of the details. Available worldwide, at your distributor now, or call 561-487-6103. (And thanks to all our customers for making us #1! -Dave)


Write in 45 on Reader Service Card.



VIDEO TAPE INTRUDERS CAR/HOME. 2-zone alarm system sends remote control commands (on, record, stop, off) to your VCR. Warning & alarm zones. Includes UL singlegang box & cover, circuit board, and emitter cable. Requires 12V DC. **VSS-1 \$99.** www.burglarvideo.com estead.com to download manual. Dealers welcome. Fax 310-545-5958.




CCD BULLET CAMERAS B/W & COLOR. AX-800 series, weather resistant high impact design with swivel bracket. Will work with Matco's scanning motor. 3/4" diameter x 3" long approx. B/W: 400 line/0.2 lux. **\$89/each.** Color: 350 lines/2 lux, **\$139/each.** MATCO, Inc., 1-800-719-9605. E-Mail: sales@mat-co.com Website www.mat-co.com



40 DAYS and 40 NIGHTS RECORDER. TLR-6960 time lapse, can be activated by either contact closure or continuous duty operation with standard T-120 tape. Special price **\$499.** Matco, Inc., Schaumburg, IL 1-800-719-9605. E-Mail: nsales@mat-co.com Web site www.mat-co.com

www.nutsvolts.com



COLOR — LOW LIGHT 2 LUX CCD pin hole and standard lens available, only 1.37" x 1.37". **\$109** each, enclosure \$10 extra. Sony sensor. Matco, Inc., 1-800-719-9605 Fax: 630-350-9546. E-Mail: nsales@mat-co.com Web site www.mat-co.com

SEEKING DISTRIBUTORS FOR SECURITY PRODUCTS. Matco, Inc., Schaumburg, IL 630-350-0299. www.mat-co.com

ALARMLAND.COM SECURITY devices for professionals. Motion detectors, panels, contacts, CCTV, and more. Fax your order to 732-840-1390.

SEE ADMART SECTION, pages 77 and 78 for other MATCO products, including wireless systems.

SATELLITE EQUIPMENT



FREE BIG dish catalog. Low prices! Systems, upgrades, parts, and "4DTV." Skyvision, 1010 Frontier Dr., Fergus Falls, MN 56537. www.skyvision.com Call 1-800-543-3025.



BEST PRICING on 18" satellite TV systems for home and RV. DISH Network DirecTV, multi-room viewing options, accessories, more. www.skyvision.com Call 1-800-543-3025.

WANTED: MILITARY capacitors, resistors, transistors, diodes, ICs, semi's, etc. Please fax/E-Mail excess lists & RFQs 818-769-1002 fax 818-769-1084. electmatind@earthlink.net & <http://www.militarycomponents.com>

FREE FLYER on DBS files, hacking, hardware info. Smart card socket \$5 ea. New Amel 89CS2 \$10 ea. Bill 1-800-879-9657.

THE EASIEST way to recover your lost master code. 16C5X, 16C62X, PALS, GALS, other microcontrollers, custom ASICs. Chip readers and other custom hardware. Check out our web page at www.acdinc.com for details or call 703-764-5361 or write Advanced Circuit Designs, Inc., 5765-F Burke Centre Parkway #317, Burke, VA 22015.

MILITARY SURPLUS ELECTRONICS

IMMEDIATE CASH for Platinum, Palladium, Gold, and Silver in any form (thermocouple, labware, electronic, medical, gold filled, optical, contacts). Also rare earth and exotic metals (Indium, Gallium, Germanium, Tantalum, Rhodium, etc.). Ship material without prior notification for fast reliable service at competitive prices. Samples welcome for free assay and quote. No shipment too small. Payment guaranteed and made as requested in cash, check, or bullion. All transactions confidential. Individual dealer 25 years. John, D & Y Trading, PO Box 36A, Williamstown, NJ 08094. 609-601-trade, E-Mail: metals@D-YTrading.com

Miniature Transmitters and Receivers

2 Button / 3 Channel Transmitter



RF300T

1....\$22.95
5....\$19.95 ea
10....\$16.95 ea

RF300XT

1....\$25.95
5....\$22.95 ea
10....\$19.95 ea

- 300' (XT), 150' (T) Range
- Frequency: 318 MHz
- 59,049 Settable Security Codes
- 12 Volt Battery and Keychain Included
- Current Draw: 4.8 ma
- Fully Assembled in Case
- Dimensions: 1.25" x 2.0" x .5"
- Push both buttons for the 3rd Channel
- Slide Button Cover Included

- Alarm Systems
- Garage / Gate Openers
- Lighting Control

- Magic Props
- Medical Alert
- Monitoring Systems

4 Button / 15 Channel Transmitter



RF304XT

1....\$27.95
5....\$24.95 ea
10....\$21.95 ea

- 250' Range
- Frequency: 318 MHz
- 6,561 Settable Security Codes
- 12 Volt Battery and Keychain Included
- Current Draw: 4.6 ma
- Fully Assembled in Case
- Dimensions: 1.35" x 2.25" x .5"
- Push combination of buttons to achieve up to 15 channels

- Industrial Controls
- Surveillance Control
- Motor Control

2-4 Data / 3-15 Channel Receivers



RF300RL

1....\$27.95
5....\$24.95 ea
10....\$22.95 ea

RF304RL

1....\$29.95
5....\$26.95 ea
10....\$23.95 ea

- Compatible with 300/4 Transmitters
- 11-24 volts DC Operating Voltage
- 13 ma. Current Draw
- Latching (L) or Momentary (M) Output
- Kits Available (subtract \$5.00 ea.)
- Dimensions: 1.25" x 3.75" x .5"
- 2 (300) / 4 (304) Output Data Lines
- Binary to Dec / Hex Converter can achieve up to 15 channels

- Schematics Available
- Receiver Board Layout Available
- Custom Design Consulting Available

Visitect Inc.

(510) 651-1425 Fax: (510) 651-8454
P.O. Box 14156, Fremont, CA 94539

Email: Support@Visitect.Com
Visa / Mastercard, COD

2539 W. 237th Street, Bldg. F, Torrance, CA 90505
 Order desk only: USA: (800) 872-8878 CA: (800) 223-9977
 L.A. & Technical Info: (310) 784-5488 Fax: (310) 784-7590
 http://www.digisys.net/timeline

TIMELINE INC.

Over 14 years and 32,000 customers and still growing

Minimum Order: \$20.00. Minimum shipping and handling charge \$5.00. We accept cashiers checks, MC or VISA. No personal checks or COD's. CA residents add 8.25% sales tax. We are not responsible for typographical errors. All merchandise subject to prior sale. Please order promptly. Foreign orders require special handling. Prices subject to change without notice. 20% restocking fee for returned orders.

LIQUID CRYSTAL DISPLAYS

240x64 dot LCD with built-in controller.
 AND 4021ST-EO. Unit is EL back-lit. \$59.00 or 2 for \$109.00 or
 OPTREX DMF5005 (non back-lit) \$49.00 or 2 for \$89.00
 20 character x 8 line The built-in controller allows you to do text and graphics.
 7xL x 2xH

Alphanumeric—parallel interface					
16x1.....	\$6.00	20x2.....	\$8.00	32x2.....	\$8.00
16x1 (lg. char.).....	\$8.00	20x4.....	\$8.00	40x1.....	\$8.00
16x2.....	\$6.00	20x4 (lg. char.).....	\$10.00	40x2.....	2 for \$20.00
16x2 (lg. char.).....	\$10.00	24x2.....	\$8.00	40x4.....	\$20.00
16x4.....	\$12.00	32x4.....	\$10.00	4x2.....	\$5.00

SV power required • Built-in C-MOS LCD driver & controller • Easy "microprocessor" interface • 98 ASCII character generator • Certain models are backlit, call for more info.

Graphics and alphanumeric—serial interface					
size	Model	price	size	Model	price
640x480 (backlit)	Epson	\$20.00	480x128	Mitsubishi	\$10.00
640x400 (backlit)	Panasonic	\$15.00	256x128	Epson	\$20.00
640x200	Toshiba	\$15.00	240x128 (backlit)	Optrex	\$20.00
480x128 (backlit)	ALPS	\$10.00	240x64	Epson	\$15.00
			160x128	Optrex	\$15.00

6" VGA LCD 640X480, Sanyo LMDK55-22 \$19.99

MONITORS

9" COLOR SVGA MONITOR \$169.00
 Fully Enclosed - Tilt and swivel type.

MONITORS

Non-Enclosed TTL
 Comes with pinout. 12V at 1.4 Amp input • Horizontal frequency 15KHz • Ability to do 40 and 80 column.
5 inch Amber \$19.00 • 7 inch Amber \$19.00
9 inch Amber or Green \$19.00

5" COLOR MONITOR \$29.00
 • Flat Facplate • 320 x 200 Dot Resolution • CGA & Hercules Compatible
 • 12 VDC Operation • 15.75 KHz Horiz. Freq. • 60 Hz Vert. Sync Freq.
 • Open Frame Construction • Standard Interface Connector • Degaussing Coil included • Mfr. Samtron

HACKER CORNER

EMBEDDED 486 COMPUTER
\$79.00 2 for \$149.00

Complete enhanced Intel 486SX-33 based computer in ultra small (9-7/8" x 6-5/8" x 3-1/8") case. Ideal for embedded operations or as a second computer. Features include: • One 16 bit ISA slot • 3 serial ports plus dedicated printer port • Parallel optical coupled adapter port • Built in IBM PC/AT keyboard port • On board VGA video and port • Uses standard SIMM up to 32 MB • BIOS is PC/AT compatible
 Unit has a backup Ni-Cd battery system in case of power failure (5 min. backup time) and lockable front cover to prevent floppy drive access. Mounting / interface provisions for standard 3.5" laptop floppy and 2.5 inch hard drives. Comes with very comprehensive manual.

NTSC COMPOSITE
4" LCD MONITOR \$69.00

Write in 47 on Reader Service Card.

WANTED: MILITARY capacitors, resistors, transistors, diodes, ICs, semi's, etc. Please fax/E-Mail excess lists & RFQs 818-769-1002 fax 818-769-1084. electmatind@earthlink.net & http://www.militarycomponents.com

AUDIO — VIDEO — LASERS

FREE LASER CATALOG. Helium-Neon, Argon, ruby, visible laser diode modules, lightshows, holography, laser pointers. Lowest prices. Midwest Laser Products, PO Box 262, Frankfort, IL 60423. 815-464-0085 www.midwest-laser.com

WANTED: PRO video equipment, VCRs, switchers, cameras, etc. Advanced Media 702-874-1911.



STEREOSCOPER VR is a stereo multiplexer that creates 3D stereoscopic video from two genlock cameras. Stereoscopers VR comes with LCS glasses and driver. 90 day warranty \$247 or write to **Sync-A-Link**, PO Box 4, Locust Grove, OK 74352. Phone 918-479-6451, E-Mail: rlc@sstelco.com



ANTIQUE VIDEO TRANSFER SERVICE: transfer any 2" QUADRIplex tape. Affordable fast! Phone/fax 415-821-7500 or 415-821-3359. 5001 Diamond Heights Blvd., San Francisco, CA 94131-1621.

SYNC-A-LINK UNIVERSAL video sync generators. For more details phone 918-479-6451, E-Mail: rlc@sstelco.com or write to **Sync-A-Link**, PO Box 4, Locust Grove, OK 74352.



USE PC MONITOR AS SECURITY MONITOR. The VGA-801 accepts standard NTSC or PAL inputs for display on any existing VGA/SVGA computer monitor. Small compact size. Over 600 lines of resolution, twice that of standard TV monitor! **\$69 each.** Dealers welcome. MATCO, Inc., 1-800-719-9605; Fax 847-619-0852; E-Mail: sales@mat-co.com Website: www.mat-co.com

EZ-EP DEVICE PROGRAMMER - \$169.95

Check Web!! -- www.m2l.com

Fast - Programs 27C010 in 23 seconds

Portable - Connects to PC Parallel Port

Versatile - Programs 2716-080 plus EE and flash (28, 29) to 32 pins

Inexpensive - Best for less than \$200

- Correct implementation of manufacturer specified algorithms for fast, reliable programming.
- Easy to use menu based software has binary editor, read, verify, copy, etc. Free updates via bbs or web.
- Full over current detection on all device power supplies protects against bad chips and reverse insertion.
- Broad support for additional devices using adapters listed below.

Available Adapters

EP-PIC (16C5x, 61, 82x, 71, 84)	\$49.95
EP-PIC84 (16C82-5, 72-4)	\$39.95
EP-PIC12 (12C50x)	\$39.95
EP-PIC17 (17C4x)	\$49.95
EP-51 (8751, C51)	\$39.95
EP-11E (68HC11 E/A)	\$59.95
EP-11D (68HC711D3)	\$39.95
EP-16 (1604 EPROMs)	\$49.95
EP-28 (286E02, 3, 4, 6, 7, 8)	\$39.95
EP-SEE2 (93x, 24x, 25x, 85x)	\$39.95
EP-750 (87C750, 1, 2)	\$59.95
EP-PEEL (OC72x, 10, 18x)	\$59.95
EP-1051 (89C1051, 2051)	\$39.95
EP-PLCC (PLCC EPROMs)	\$49.95
EP-SOIC (SOIC EPROMs)	\$49.95
EP-TSOP (TSOP EPROMs)	\$59.95

M²L Electronics

970/259-0555
 Fax: 970/259-0777
 250 CR 218
 Durango, CO 81301
 CO orders please add 7% sales tax
<http://www.m2l.com>



'SX-1SD' Debugger+Programmer

Qualified by and inhouse tool for
 Scenix Semiconductor

Now
 supporting the
 100 mhz SX


- In-system debugger for SX18/20/28/48/52
- Built in programmer
- Full speed emulation
- Real-time in-system code execution and breakpoint
- Frequency synthesizer from 25khz to 75mhz / 120mhz*
- External oscillator support to 90 mhz / 100mhz*
- Source level debugging for SASM, SXC and more
- Selectable internal frequencies
- External break and clock inputs
- Conditional animation break and Software animation trace
- IDE runs under Win 95/98/2000/NT4 via parallel port
- Comes with SASM Assembler, SXDEMO board, SX28AC device and 18-pin, 28-pin SDIP headers

From
\$295*

- * SX-1SD \$295 (synthesize to 75mhz, external OSC support to 90-95mhz)
- * SX-1SD100 ... \$350 (synthesize to 120mhz, external OSC support to above 100mhz)



Also Available...



PGM-SX Programmer

- Parallel Port Interface
- 40-pin ZIF socket to carry device to be programmed or program in-circuit
- Win 95/98/2000/NT4 software
- Comes with SASM assembler
- Optional SOIC, SSOP, TQFP and PQFP programming sockets
- PGM-SX \$149, SMT adapters \$120

PGM2000 Gang Programmer

- Stand alone 8 gang programmer
- Parallel Port Interface for on-line operation
- Different 8-socket DIP, SOIC, SSOP, TQFP, PQFP adapters for all SX18/20/28/48/52
- Adjustable programming voltages in 0.1V
- Codes and fuse reside securely in EEPROM of Master Control Unit
- Comes with Win 95/98/2000/NT4 software
- Also supports other processors via different 8-socket adapter modules
- Starts at \$900 with one 8-up DIP adapter

Advanced Transdata
 14330 Midway, #128, Dallas, Texas
 Tel 972.980.2667 Fax 972.980.2937
 Email: atc1@ix.netcom.com

www.adv-transdata.com

Write in 48 on Reader Service Card.

Write in 49 on Reader Service Card.

QUAD VIDEO CABLE MODULATOR. CVS-600 inserts 4 color or black & white composite video signals on unused cable channels, 81 thru 95. Watch 4 remote security cameras from any TV in your home! Built-in signal amplifier and comb filter eliminates any ghosting and actually **IMPROVES** existing video! Only one unit needed with existing cable system. \$199/each and **\$169/each** in qty. of 4. MATCO, Inc., 1-800-719-9605. E-Mail: sales@mat-co.com Website www.mat-co.com

SONY PLAYSTATION MODCHIPS. Allows you to play CDR backups & imports. \$8 ea. \$3 shipping. 619-749-7788.

BROADCAST VIDEO equipment wanted: all types, new or old. Please call, Jon with info. 1-800-539-2859.

LITTLE BIG™ SPEAKER/I is a bookshelf loudspeaker offering hi-fi bass response to 70 Hz (half-powered point), AUDAX drivers and a cabinet width of only 6-1/2". Bass response is not muddy or boomy due to unusual design. For details, email: betacircuit_designs@email.com or write Betacircuit Designs, 40 Camrock Drive, Rockport, ME 04856.

CABLE TV

NEW! CABLE converter electronic service equipment and supplies for most cable converter boxes. Highest service, lowest prices. Call Ken Ermy Electronics. 24 hr. order and information hot line 516-389-3536.

UNMODIFIED CABLE CONVERTERS. Zenith ST1600, ST1086, ST300, Panasonic 175, 145 vol. & non-vol. Regal RR-92 & RC 83, DPS, DP7, DRZ, 5503 VIP, SA 8580. Guaranteed low prices. Please call for more converters 405-631-1856.

CABLE CONVERTERS. Original equipment with remote. Like new. Lowest prices. Guaranteed, ready to go. Limited models. Call for flyer 412-833-0773.

NOTCH FILTERS 110, 108.5, 106.5, 97.5 75dB deep notch. \$19.95 ea., 1-5 qty. \$15.95 ea., 6-10 qty. \$11.95 ea., 11-20 qty. \$9.95 ea., 21 or more qty. Call 24 hr. order and information hot line 516-389-3536.

TOCOM UNMODIFIED 5503 cable converters, untouched, \$6 ea. 10 lot min. Call 706-657-4445.

Lightwave 2000 Flashlight \$29.95

Four super-bright white LEDs replace the bulb you'd find in a traditional flashlight, providing a long-lasting high-intensity light. LED lights mean your flashlight will last about 14 times longer than a regular flashlight, and these flashlights are waterproof and shockproof. Ideal for short-range use in cars, planes, etc. Flashlight requires 3 AA batteries (included). Manufacturer's limited lifetime warranty even includes the LED lights!

Geophone

vibration sensing kit

Detect a fly stomping across the desk!

Well maybe not that sensitive, but almost. These vibration sensors made by Geosource® were used in oil exploration to determine geological statistics. They are made with a magnet suspended in a coil and are very sensitive to vibration. Compact size, the unit measures approx. 1.6" high and 1.2" dia. The kit includes a geophone vibration sensor along with parts to build a basic detector that will light an LED. In addition we include a schematic that will show you how to operate a relay. The sensitivity is adjustable, so you can set it to detect elephants and other small creatures. Similar units were used by our armed forces to detect enemy troop movements...the perfect device to alert you to the pitter patter of little Leroy's feet! Unit sensitivity can be set high enough to detect a business card dropped on a table, and we've made it work with vibrations up to 40 feet away! Earthquake or Aunt Agatha...you decide! It's a fun gadget with many uses.

COMPLETE GEOSENSOR KIT.....\$ 9.95
GEOSENSOR UNIT ONLY.....\$7.95



**NO TAN LINES!!!
AMAZING MINI
MICRO FM RADIO!**
\$7.50

Much lighter than a heavy jam box with really good sound! This tiny radio (1.5"x1.06"x0.38") has a seek button, reset control, and an on/off switch. Personal listening has never sounded better! Ideal for ballgames, beaches, and work-outs. Battery and nugget style ear-phones included.



Reading this little tiny space will get you a free gift with purchase...go to our website, place your order online, and click on the Nuts & Volts box on our home page!!

Light-UP Favorites!

The RF Bug is always a favorite just \$15.00 for a little blinking disk that is triggered by RF within a short range.

The Photon Microlight II is a super bright keychain LED flashlight, push to light or switch on for continuous bright illumination. Available in a variety of colors. Blue, Green, White, or Turquoise \$17.50; Red, Yellow, or Orange \$13.50



SPECTRUM LED A RAINBOW OF LIGHT!

\$5.95

Imagine an LED capable of producing all three primary colors in the same package! The entire spectrum, including near-white, can be created! Imagination becomes reality with this T1-3/4 multi-color LED. Here's the technology: a red chip, a green chip, and two blue chips encased in a diffused T1-3/4 package. Using various current combinations, you can produce red, orange, yellow, green, aqua, blue, violet or white light! Detailed spec sheet included. What can you do with these (beyond the obvious amaze your friends!)? Create a single indicator system, designate various controls by color, make a multi-color bargraph, make your project something out of the ordinary with multicolor LEDs!

www.gatewayelec.com



8123 PAGE BLVD * ST. LOUIS, MO 63130 * (314)427-6116
9222 CHESAPEAKE DR. * SAN DIEGO, CA 92123 * (858)279-6802
2525 FEDERAL BLVD. * DENVER, CO 80211 * (303)458-5444
MAIL ORDERS CALL TOLL-FREE 1-800-669-5810
FAX ORDERS (314)427-3147

m0700

THE FINE PRINT: PRICES SUBJECT TO CHANGE WITHOUT NOTICE * GATEWAY IS NOT RESPONSIBLE FOR PRINTING ERRORS * MASTERCARD, VISA AND DISCOVER ACCEPTED * YES, WE'LL TAKE YOUR CHECK - SORRY, NO C.O.D.'s * \$10 MERCHANDISE MINIMUM ON MAIL ORDERS * SUPPLY OF SOME ITEMS IS LIMITED * PRICES DO NOT INCLUDE SHIPPING * UPS GROUND SHIPPING/HANDLING WITHIN THE CONTINENTAL U.S. (ITEMS REQUIRING ADDITIONAL AMOUNTS ARE NOTED)...\$5.00 FOR THE FIRST ITEM, \$0.50 FOR EACH ADDITIONAL ITEM. RESTOCKING CHARGE MAY BE ASSESSED ON RETURNED ITEMS. * How do I set my laser printer on auto?



QUAD VIDEO CABLE MODULATOR. CVS-600 inserts 4 color or black & white composite video signals on unused cable channels, 81 thru 95. Watch 4 remote security cameras from any TV in your home! Built-in signal amplifier and comb filter eliminates any ghosting and actually **IMPROVES** existing video! Only one unit needed with existing cable system. \$199/each and **\$169/each** in qty. of 4. MATCO, Inc., 1-800-719-9605. E-Mail: sales@mat-co.com Website www.mat-co.com

BRAND NEW basic converters, 550MHz w/remote. \$9.95 ea. 10 lot min. Call 706-657-4445.

POSITIVE NOTCH FILTERS. All channels available. Starting at \$16 each. Order by single channel #. Top quality non-tunable metal cylinder type. 75dB deep on the notch. Need to block the video on a cable channel? Order a negative notch filter. We carry a large stock on all channels for dealers and vendors. VISA, MASTERCARD, DISCOVER, and UPS COD for established customers. Quantity pricing on 5 or more. 100 pcs. \$7 each. Open 8am to 5pm CST, Monday-Friday. All sales must comply with FCC 1996 Cable Act. On the web go to **WWW.GOFILTERS.COM "THE FILTER COMPANY"**. Call for all orders 1-800-235-8080.

UNMODIFIED CABLE converters. SA 8590, \$24.95 ea. 10 lot min. Call 706-657-4445.

ZENITH UNMODIFIED converters. ST 1600, \$29.95 ea. 10 lot min. Call 706-657-4445.

SA UNMODIFIED cable converters. 8550 @ \$9.95 ea., 8570 @ \$19.95 ea. 10 lot min. Call 706-657-4445.

NEW IN BOX 860MHz analog converters. Enjoy the newest technology CATV equipment can offer along with superior quality all in one unit. Channel output 3 or 4. HRC, IRC, standard switchable. Includes 1 set of audio/video cables, 1 RF quick connect cable and remote control. Parental control, sleep timer, last channel recall, memory 1 thru 4, and volume control are all available on remote. Minimum order taken for 10 pcs. at \$59.95 each. \$49.95 for 50 pc. order. Significant savings on larger quantities. Call 706-657-4445.

SEGA DREAMCAST BOOT CD-ROM. This CD-ROM allows you to play CDR-BACKUPS and IMPORTS on your Dreamcast. Includes BOOTCD, instructions, & informational packet. For US Dreamcast's manufactured before 8/2000. Includes WWW/FTP places via Internet for downloads. \$50+ shipping. 619-749-7788.

ONE STOP SHOP: FOR ALL YOUR CABLE NEEDS. UNMODIFIED DPBB-7312, CFT 2014, CFT 2224; S/A 8550 to 8600; ZENITH: ST 1601, PIO BA 6310. CALL FOR BEST PRICES. JERROLD 550 AND PANASONIC HAND REMOTES ONLY \$2.95 EACH. ALSO, UNIVERSAL 3-1 REMOTE WORKS ON CFT UNITS \$3.95 EACH. CALL FOR FREE CATALOG. 405-631-5153.

CABLE PARTS for all makes and models, raw boxes at low prices. Call 1-888-817-8100 **www.chip place.com**



REFILL INKS FOR INKJET PRINTERS

Refill your old cartridge and save. All refill kits come with instructions and needed materials for refilling inkjet cartridges. Success guaranteed. Available for the following:

CANON BC-01, BC-02 CANON BJ10e, APPLE STYLEWRITER, BJ-200 Single, Black, \$8.00. CANON BJC-600 (BC-201) 9 refills Black \$19.00 3 refills each color \$24.00. CANON BJC-6000 (BCI-3B) 5 refills black \$19.00 3 refills each color (BCI-3C, 3M, 3Y) \$24.00. CANON BJ-130/300/330 & IBM Exec Jet (Cart #BJL481 & BJL642) Black - 3-bottle kit \$22.00. CANON BJC-210/240 (BC-05 Cart) 3-color kit (3 refills each color for BC-05) \$24.00. CANON BJC-4000 and Apple Stylewriter 2400 Black 3-bottle kit (3 refills BC-20, 9 refills BCI-21 black, 30 refills BCI-11 black, 10 refills BCI-10) \$19.00. CANON BJC-4000/BJC70 and Apple Stylewriter 2400 Tri-color kit - 6 refills each color for BCI-21 or 15 refills each color for BCI-11 \$24.00. CANON BJC-800/820/880 3-bottle kit (for BJI-643B) \$19.00. CANON BJC-800/820/880 3-bottle tri-color kit (Cart #BJL643CMY) \$24.00. EPSON STYLUS COLOR PRINTER - (Cart S020034) Single Triple black \$19.00; Tri-color kit (Cart S020036) 2 refills each color \$24.00. EPSON STYLUS COLOR II - (S020047) Triple Black \$19.00 (S020049). Tri-color (2 refills each color) \$24.00. EPSON STYLUS COLOR 400, 500, & 600 (S020093) Triple black (7 refills total) \$19.00. EPSON STYLUS COLOR 200, 500 (S020097) Tri-color 3 refills each color \$24.00. EPSON STYLUS COLOR 400, 600, 800, 1520 Tri-color (S020089) 3 refills each color \$24.00. EPSON STYLUS 800/1000 (S020025) 3-refill kit, black, \$19.00. EPSON STYLUS COLOR 440 AND 640 Black refill kit. (S020187) 4 refills plus free vacuum bottle \$19.00. EPSON STYLUS COLOR 440, 640, AND 740 (S020191) Color refill kit. 4 refills of each color \$24.00. HP DESKJET 500/550/560 (51608A, 51633A, 51626A) Black single refills \$8.00. HP DESKJET 500/550/560. Black 3-bottle kit \$19.00. HP DESKJET 500C/550C/560C. Tri-color kit (5 refills each color) \$24.00. HP DESKJET 1200C, DESIGNJET 650 (Cart #HP 51640B) Black Three pack (3 refills) \$19.00. HP DESKJET 1200C/1600C, DESIGNJET 650 (Cart #HP 51640 C,M,Y). Tri-color kit (one refill each color) \$24.00. HP DESKJET 600/660 (HP 51629A) Black three pack \$19.00. HP DESKJET 600C/660C. (HP 51649A) Tri-color (5 refills each color) \$24.00. HP DESKJET 855C/1600C (HP 51645A) Black three pack \$19.00. HP DESKJET 855C (HP 51641A) Tri-color kit (2 refills each color) \$24.00. HP PAINTJET and PAINTJET XL (51606A) Black 3-bottle kit \$19.00. HP PAINTJET and PAINTJET XL (51606C) Tri-color kit \$24.00. HP PAINTJET XL300 (C1645A & C1656A) Black 3-refill kit \$19.00. HP PAINTJET XL300 Tri-color kit (1 refill each color) HP 51639C,M,Y \$24.00. HP THINKJET, KODAK DICONIX 150 (51604A or 92261A) black 5 refills \$9.00. IBM/Lexmark/Execjet/4076 (1380620) black 3-refill kit \$19.00. IBM/Lexmark Execjet II, WinWriter 150 C (Cart #1380619) 4 refills each color \$24.00. Lexmark 3200, 5000, 5700, 7000, 7200, Optra 45 and Z51 (12A1970) 3 refills Black \$19.00. Lexmark 3200, 6000, 5700, 7000, Optra 45 and Z51 (12A1980) 4 refills each color \$24.00. SNAP AND FILL SYSTEM - Permits refilling HP 51626A (black for HP 500-series) and HP 51629A (black for HP 600-series) cartridges without making a hole in the cartridge. Consists of special cartridge holder, syringe, plastic tubing, and directions. STARTER KIT - with ink for 3 refills \$28.00. EXTRA INK FOR SNAP & FILL SYSTEM (black only) 4-oz. bottle \$18.00; 8-oz. bottle \$34.00. Specify whether for HP 51626A or HP 51629A.

HARD-TO-GET PRINTER RIBBONS

Gorilla Banana, Commodore 1525 \$8.00; Adam Coleco \$12.00; TI-850/855 \$6.00; Centronics 700 Zip Pack \$5.00; C. Itoh Prowriter Jr., Rileman C+/F \$6.00; Rileman Inforunner \$8.00; Commodore MPS-801 \$5.00; MPS 803 \$5.00; Decwriter LA30/36 \$4.00; Apple Scribe \$4.00; Manniman Tally Spirit 80, Commodore 1526 \$5.00; Epson JX-80 4-Color \$14.00. Printonix P-1013 \$11.00. Star J144 color 3-pack \$29.00. ALSO HEAT & TRANSFER RIBBONS AND PAPER FOR PRINTING T-SHIRTS.

Over 300 different ribbons in stock. All ribbons new, not re-inked. Fully guaranteed. Order directly or send SASE for complete list.

Add \$4 per order shipping. CA residents add 7.75% sales tax. On ribbon orders over \$50 deduct 10%.

H.T. ORR Computer Supplies

249 Juanita Way, Placentia, CA 92870-2216

714-528-9822 • 800-377-2023 • FAX 714-993-6216

e-mail: Htorr@aol.com

<http://www.extremeplay.com/occomp/orr.htm>


Write in 51 on Reader Service Card.

LOWEST COST LCD'S ON EARTH



VIDEO LCD

4 Inch Video NTSC \$150
Sharp P/N 4LU4E
Composite NTSC & RGB Input
12:00 OR 6:00 Viewing Angle
Integrated Backlight & Inverter
Extended Temp: -10 to +60 C
Brightness: 260 nits
Power Consumption: 4.3 Watts
Contrast: 50 to 1



CHARACTER LCD

OPTREX DMF-5005SN-EW
240 x 64 Graphic EL Backlit STN \$30
OPTREX DMF-5005N
240 x 64 Graphic Reflective STN \$30
SANYO DM2023-7G1
2 x 20 Character Reflective STN \$8
SHARP LM20A21
2 x 20 Character Reflective STN \$8
VIKAY 2035TNLD NOTW-D
2 X 16 Character LED Backlit STN \$8



LCD MONITOR

10.4" DSTN or 12.1" TFT
Analog SVGA Input
Autosync
Auto Sizing
Automatic Expansion of VGA
images to SVGA (On 12.1")
Very Aggressive Pricing
Starting under \$500!



TOUCH MONITOR


EarthVue 10.4
10.4" VGA TFT
Analog VGA Input
105 Nit Brightness
RS-232 Touch Screen Option
Only 9.9" W x 7.7" H x 1.5" D
Ideal For Factory Automation
Fully Articulating Ball Mount
Only \$1095 With Touch



LCD DISPLAYS

6.3" Mono STN \$60
9.4" Mono Reflective \$60
8.4" TFT \$250
105 Nit Brightness
9.4" DSTN \$150
10.4" TFT \$350
10.4" DSTN \$240

NoteBook Screens
340 Models in Stock
Obsolete Screens Stocked
Hard To Find LCD? Call!



CONTROLLERS

ISA
PCI
PC/104
NTSC
Analog VGA
Complete LCD Kits with LCD,
Controller & Cable Starting
under \$200



EARTH

Computer Technologies

"The World Leader In LCD Recycling"

Ph: (949) 361-2333 Fax: (949) 361-2121
<http://www.flat-panel.com>

Write in 52 on Reader Service Card.

NEW 125 CHANNEL VOLUME CONVERTER \$59. PANASONIC TZPC-175 \$39 (RAN). BUY FACTORY DIRECT & SAVE. DEALERS WELCOME. 405-616-0100.

RAW CONVERTERS: Plo 5135 \$45; Zenith ST 1600 (99 channel) \$65; S/A 8590 (10 button) \$65, 8590 (11 button) \$75; Tocom 5503 VIP (400MHz) \$35, Tocom 5507 \$45; CFT 2014 \$85, CFT 2224 \$115; DPBB-7 \$75; S/A 8600 \$95. Also, hand remotes as low as \$2.95. Call for items not listed. 405-634-1535.

UNMODIFIED DPV-7 \$35. CFT 2014 \$65. S/A 8600 \$65. POWER-UP. 30-DAY WARRANTY. MINIMUM 10-LOT. CALL FOR OTHER ITEMS NOT LISTED. 405-692-4982.

ATTN: CABLE BROKERS. THE FOLLOWING UNMODIFIED CONVERTERS FROM CB SYSTEMS FIELD-PULL AVAILABLE IN 100-LOT. ZENITH ST-1600 \$25 EA. JERROLD DPV-5 \$15, DPV-7 \$19, CFT 2014 \$45, S/A 8600 \$49, PIO-BA 9515 \$65. MANY OTHER RAW EQUIPMENT, WE CAN LOCATE FOR YOU. CALL 405-634-1535.

DISCOUNT CABLE converters, bullet sniffers, all makes and models: Genuine unmodified General Instrument, Jerrold, Tocom, Scientific Atlanta, Zenith, Pioneer, Panasonic and more. Best warranty. Free catalog 1-800-243-0962.

Test Equipment Connection Corporation

Test Equipment Connection is looking to purchase your excess or underutilized electronic test and measurement equipment. We buy the largest variety of electronic test equipment in the industry.

WE BUY TEST EQUIPMENT



RENT

REPAIR



TRADE

SELL



CALL: 800.615.8378

FAX: 800.819.8378

WWW.TestEquipmentConnection.COM

Specialist in Hewlett-Packard, Tektronix, and many more manufacturers.

Write in 53 on Reader Service Card.

Nuts & Volts Magazine/SEPTEMBER 2000 61

CABLE PARTS! Computer parts. Call for great prices or visit us on the Web: [HTTP://WWW.CB-Electronics.com](http://WWW.CB-Electronics.com) or call 1-800-436-8630.

THE WIZARD SAYS check out our prices. Cable parts and huge sale on raw boxes. 1-888-79-CHIPS. www.chipwizards.com

UNMODIFIED ORIGINAL equipment. Jerrold, SA, 125 channel converters. Lowest prices guaranteed. Dealers only. SA 8580 as low as \$35. Call now 214-476-7177.

CABLE PARTS & EVERYTHING. Parts & accessories. Best prices & quantity discounts. WE DON'T SELL BOXES. 1-800-MODULE-0.

UNMODIFIED DPV-7 \$35. CFT 2014 \$65, S/A 8600 \$65 power-up, 30-day warranty. Minimum 10-lot, call for other items not listed. 1-800-354-7719.

SONY PLAYSTATION MODCHIPS. Allows you to play CDR backups & imports. \$8 ea. \$3 shipping. Quantity discounts. 619-749-7788.

THE EASIEST way to recover your lost master code. 16C5X, 16C62X, PALS, GALS, other microcontrollers, custom ASICs. Chip readers and other custom hardware. Check out our web page at www.acdinc.com for details or call 703-764-5361 or write Advanced Circuit Designs, Inc., 5765-F Burke Centre Parkway #317, Burke, VA 22015.

DREAMCAST MOD chips, 4 wire model, \$14 each. Also Playstation one mod chips. Auto Dino mode program. Works with all models up to 900X. Seven wire hook up, \$5 each. Playstation two mod chips. New 2 in 1 program \$30 each. 10% discount for 10 or more, mix and match kits. Kits come with complete color instructions, but do not come with wires. Call 703-764-5118 to place an order. Orders shipped via US mail 2 day COD.

RAW CONVERTERS CFT 2254 \$110, DPBB-7 \$70, PIO 5135 \$40, PIO 6110 \$60, PIO 6310 \$70, TOCOM 5503 VIP \$30, SA 8600 \$85, SA 8590 11B \$70, SA 8590 10B \$60, CFT 2014 \$80, ZENITH ST-1600 \$60. CALL FOR MORE 405-631-1856 OR EMAIL LEDV@NETZERO.NET

UNMODIFIED JERROLD DPV-5 CONVERTERS, \$25 ea. 10 lot min. Call 651-426-4435.

TELEPHONE/FAX

PHONE SYSTEMS WANTED!!! We buy AT&T MERLIN, SYSTEM 25/75/85 and other AT&T phone systems. Please call for a quote or fax us your equipment list. **KEYWAYS, INC.**, 937-847-2300 or FAX 937-847-2350.

SOHO PHONE systems and KSU-less phones. We carry Panasonic, BBS Telecom, Bizfon, and more. Tools, connectors, wire and so much more. Fax: 732-840-1390 or alarm land.com

COMPONENTS

WANTED: MILITARY capacitors, resistors, transistors, diodes, ICs, semi's, etc. Please fax/E-Mail excess lists & RFQs 818-769-1002 fax 818-769-1084. electmatind@earthlink.net & <http://www.militarycomponents.com>

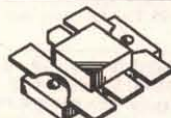
IMMEDIATE CASH for Platinum, Palladium, Gold, and Silver in any form (thermocouple, labware, electronic, medical, gold filled, optical, contacts). Also rare earth and exotic metals (Indium, Gallium, Germanium, Tantalum, Rhodium, etc.). Ship material without prior notification for fast reliable service at competitive prices. Samples welcome for free assay and quote. No shipment too small. Payment guaranteed and made as requested in cash, check, or bullion. All transactions confidential. Individual dealer 25 years. John, D & Y Trading, PO Box 36A, Williamstown, NJ 08094. 609-601-trade, E-Mail: metals@D-YTrading.com



AMAZING! 35c TOGGLE SWITCHES. Brand new. Rated 6Amp/125V. Hardware included. 1/4" panel hole. SPDT or DPDT, on-on or on-off-on. Minimum 100pcs/package. Visa or MC, no COD. Gateway Products Corporation, 1-800-830-9195.

SEE OUR ad on 4-channel 2.4GHz wireless systems in the AdMart section on page 77. Matco, Inc.

MATCO WILL design, engineer, and develop a 2.4GHz wireless 8 channel solution for your remote applications. FCC approved. Matco, Inc., Schaumburg, IL 1-800-719-9605. E-Mail: nsales@matco-co.com Web site www.matco-co.com



RF COMPONENTS AND SPECIAL PARTS. Power transistors, power FETs, RF capacitors, variables (air, mica, cer), Unelco type, silver dipped mica, gimmicks, ferrite cores, chokes IF FILTERS: monolithic, crystal, ceramic, ETC. Telemetry UHF boards, crystal, synthesized in regular and special for export bands (220-400 MHz) 5 watts PWR. VHF/UHF, PC prog. RF meters, chip loads, and much more! Since 1987 supplying America. Great prices! Leeward Tech. (uk) Ltd. Corp. For info/quotes contact via email: leewardusa@worldnet.att.net Fax: 603-925-2475 Latin America: see our web site: www.leeward.com.ar

CASH PAID FOR ICs. Military or commercial integrated circuits, transistors, diodes, any semiconductors. **ELECTRONIC SURPLUS, INC.**, 5363 Broadway, Cleveland, OH 44127. 216-441-8500 or fax 216-441-8503, since 1946. www.electronic-surplus.com

Tired of Expensive Inkjet Cartridges ? Save 90% on Inkjet Inks !

Printer (Call for Others Not Listed!)	# of Refills		Cost/Refill		Kit Price	
	Black	Color	Black	Color	Black	Color
HP 500 Series, 400, Officejet 300, 350, Fax	7	14	4.71	2.85	32.95	39.95
HP 600 Series, Officejet 500, 570, 600	7	14	4.71	3.21	32.95	44.95
HP 820C, 855C, 870C, 1000C, 1150C, Copier 120, 210	6	12	6.67	3.33	39.95	39.95
HP 720C, 722C, 712C, 880C, 890C, 895C 1120C, 1170C	6	12	6.67	3.75	39.95	44.95
Canon BJ-10, 200, 210, 240, 250 Apple SWriter 1200, 1500	14	20	2.15	2.00	29.95	39.95
Canon BJC-4000 Series, C2500, C3000, C3500, C5000	60	60	0.50	0.67	29.95	39.95
Canon BJC-6000	14	8	2.85	1.67	39.95	39.95
Canon BJC-600, 610, 620 Apple SWriter Pro	20	13	1.50	3.07	29.95	39.95
Epson Stylus Color, Color Pro, Pro XL	12	12	2.50	3.33	29.95	39.95
Epson Stylus Color II, IIs, 1500 (Black)	15	15	2.00	2.66	29.95	39.95
Epson Stylus Color 500, 200	20	17	1.50	2.35	29.95	39.95
Epson Stylus Color 400, 600, 800, 850, Photo / 440, 640	20	17	1.50	2.65	29.95	44.95
Lexmark JP 1000, 1020, 1100, ExecJet II, IIc, Medley 4C	10	17	3.00	2.35	29.95	39.95
Lexmark JetPrinter 3200, 5700, 5000, Z11, Z31	15	17	2.67	2.35	39.95	39.95
Compaq IJ700, IJ900, Xerox J8C, XJ9C	15	17	2.67	2.35	39.95	39.95
Xerox Home Center 450C, XJ6C Inkjet	22	12	1.36	3.33	29.95	39.95

SAVE 30 - 50% on New Compatible Cartridges New Lower Cartridge Pricing!

Printer (CALL FOR OTHERS NOT LISTED !!)	BLACK CARTRIDGE	COLOR CARTRIDGE
Canon BJC-4000/5000/2000 Series, C2500, C3000	\$4.95	\$11.95
C3500, C5000, C5500 Apple StyleWriter 2400, 2500	\$4.95	\$11.95
Canon BJC-600, 610, 620 Apple StyleWriter Pro	\$4.50 (9cc)	\$4.50 @ (9cc)
Hi-Capacity Canon BJC-600, 610, 620	\$4.95 (15cc)	\$4.95 @ (12cc)
Canon BJC-70, BJC-80	\$9.95 (3-pak)	\$14.95 (3-pak)
Epson Stylus Color, Color Pro, Pro XL	\$10.50	\$14.95
Epson Stylus Color II, IIs, 200	\$10.95	\$14.95
Epson Stylus Color 400, 500, 600, 800, 850, 1520, Photo	\$10.95	\$14.95
Epson Stylus Color 440, 640, 660, 740, 760, 860	\$10.95	\$14.95
Epson Stylus Color Photo 750, 900, 1200	\$10.95	\$15.95

- **BULK Inks, Refill Accessories**
- **Glossy card stock & Coated Paper**
- **2 - 3 Day Shipping**

Quality Inks for:

HP • Epson • Lexmark
Canon • Apple • DEC

Call or see us online!

Monday - Friday
8:30 - 5:30 PST 10:30 - 7:30 EST

Inkjet

Southwest



www.inkjetsw.com

(480) 668-1069 Fax

1-800-447-3469

(480) 668-0959

WANT TO Buy: ICs, military & aircraft relays, diodes, transistors, connectors, tantalum capacitors, electronic test equipment & most components. Hoffy Electronic Ent., E-Mail: Hoffel165@aol.com 818-718-1165, FAX 818-341-5506.

UV LEDs, new, have only 5 narrow beam and 5 wide beam, \$30 ea. Bill 612-980-6503 or deltalight77@hotmail.com




RESISTOR KITS Kit! includes 12 each of 36 popular values (1-10Mohms @ 1/4W) packaged in labeled resealable plastic bags within a compact case, JUST \$19.95 + \$5 S&H. Send check or money order to Carlos Tovar, PO Box 596, Alpharetta, GA 30009-0596; email: cftovar@gmail.com visit www.canvasdesigner.com/ea (US only).

MICROCONTROLLERS

WANTED: MILITARY capacitors, resistors, transistors, diodes, ICs, semi's, etc. Please fax/E-Mail excess lists & RFQs 818-769-1002 fax 818-769-1084. electmatind@earthlink.net & <http://www.militarycomponents.com>

ATMEL 89CXXX programmer, IBM parallel port, C++ source code, schematics, \$250 + S/H. E-Mail: cbanni3061@aol.com



PIC & ATMEL PROGRAMMERS from \$17.95 and \$29.95! Visit www.electronics123.com for complete details. Amazon Electronics, Inc. Toll free 1-888-549-3749.



PROGRAM PICS in BASIC. Complete package to get started includes: PicBasic compiler, EPIC programmer, cable, batteries, PIC16F84. \$159.95. www.elproducts.com

ANTIQUE ELECTRONICS

WANTED: FOR historical museum, pre-1980 microcomputers, magazines, and sales literature. Floyd, VA 24091-0341 (540-763-3311/540-382-2935).

WANTED: MILITARY capacitors, resistors, transistors, diodes, ICs, semi's, etc. Please fax/E-Mail excess lists & RFQs 818-769-1002 fax 818-769-1084. electmatind@earthlink.net & <http://www.militarycomponents.com>

IMMEDIATE CASH for Platinum, Palladium, Gold, and Silver in any form (thermocouple, labware, electronic, medical, gold filled, optical, contacts). Also rare earth and exotic metals (Indium, Gallium, Germanium, Tantalum, Rhodium, etc.). Ship material without prior notification for fast reliable service at competitive prices. Samples welcome for free assay and quote. No shipment too small. Payment guaranteed and made as requested in cash, check, or bullion. All transactions confidential. Individual dealer 25 years. John, D & Y Trading, PO Box 36A, Williamstown, NJ 08094. 609-601-trade, E-Mail: metals@D-YTrading.com

WANTED: EIAJ R/R 1/2" color VTR. Excellent operating condition only, please. 415-821-3359, fax 415-821-7500.

CRYSTAL SETS. Parts, plans, books, kits. Largest source in the world. Catalog \$2. B. TURKE, PMB 270, 5030 Champion Blvd. G-6, Boca Raton, FL 33496.

Don't miss a single issue!
You can have **Nuts & Volts** delivered right to your door every month for only \$19.00 per year.
Call 1-800-783-4624 and use your Visa or MasterCard.

RADIO TUBES and phono. needles. 870-347-2281.



ALWAYS WANTED Western Electric theatre amps, speakers, horns, drivers, and tubes. Also seeking vintage tube equip. by Marantz, McIntosh, and Tannoy. Chong Ong, 10223 Valentino Dr., #7304, Oakton, VA 22124. Tel: 703-255-3218, Fax: 703-255-3718. E-Mail: ongkt88@erols.com

AVIATION ELECTRONICS

BUY, SELL trade, avionics equipment, Collins, King, Sperry: test equipment, IFR, Litton LTN series INUs. 941-625-3222 P. 941-625-0494 F. E-Mail: avionics@afcon.net

WANTED: MILITARY capacitors, resistors, transistors, diodes, ICs, semi's, etc. Please fax/E-Mail excess lists & RFQs 818-769-1002 fax 818-769-1084. electmatind@earthlink.net & <http://www.militarycomponents.com>

AMAZING DEVICES

Laser Window Bounce Listening System

Powerful listening system, yet simple in operation. You shine a LASER at a window and intercept the reflected beam with our ultra-sensitive filtered OPTICAL RECEIVER. Vibrations on the window from internal sounds and voices are now clearly heard. Range can be up to several hundred meters depending on the output power of the laser and optics used.

LWBS Plans and all Data for 3 Laser Window Bounce Systems.....	\$20.00
LWBSK Kit of Complete 100' System with Visible Laser for Demo/Science Project.....	\$129.95
LLR30 Optical RECEIVER with voice filter.....	\$99.95
LLR3K Kit of Optical Receiver.....	\$69.95
LLR40 Higher performance with low noise preamp, basic optics and deluxe headset.....	\$199.95
CWL10 10 mw ClassIIIB Invisible IR LASER for 500'.....	\$199.95
CWL1K Kit of LASER.....	\$149.95
LM650P5 5 mw ClassIIIA Visible Red Laser Module for up to 100'.....	\$19.95
LM650P10 10 mw ClassIIIB Visible Red Laser Module for up to 200'.....	\$69.95

See Our "Action" Web Site at www.amazing1.com

Experiment with and Construct Lasers, Phasers, Hypnosis, Mind Control, TESLA COILS, Time Travel, Rail Guns, Magnetic Cannons, Coil and Sleeve Guns, Super High Voltage Pulses, Explode Wires and Water, Antigravity, Levitation, Mass Warping, Magnetic Can Crushing, Plasma Propulsion, High Energy Radio Frequency Guns (Herf), EMP, Lattice Snapping, Force Fields, Ion Ray Guns and all Types of Electrical Pyrotechnics, Plasma and Neon Displays, Sound Blasters, Ultrasonics, Super Hearing, Long Range Transmitters, Jammers, Personal and Property Protection, Surveillance Plus More!!

Ultra Bright Green Laser visible over a mile!!

30 to 50x brighter than the red pointers. Shirt pocket sized pen .55" x 6.3" Full 5mw. Operates for hours from two "AAA" batteries. Call for pricing as we will not be undersold!!!!!!

Gravity Motor

Electrical charge reactions produce the effect of "anti gravity". You build a model craft from simple parts and levitate it with our ion power source. Battery or 115vac operation. Great science or fascinating research project includes our gravity handbook.

GRA3 Plans/Book.....	\$20.00
GRA3K Power Source Kit.....	\$99.95
GRA30 Assembled Above.....	\$149.95

Tesla Coil

Produces 30" Sparks! Create a spectacular display of nature own lightning. Many amazing experiments possible. See in action on our web site!!

BTC4 Plans.....	\$20.00
BTC4K Kit.....	\$799.95
BTC40 Ready to use.....	\$999.95
Smaller Version (8-10" Sparks)	
BTC3 Plans.....	\$15.00
BTC3K Kit.....	\$349.95
BTC30 Ready to Use.....	\$449.95

Ion Ray Guns

Star Wars Technology Directs Energy! Star Wars Technology Demonstrates Weapons Potential, Force Fields, IonMotors, Antigravity etc. Projects electric shocks without contact! Conduct many weird and bizarre experiments. Handheld battery operated and easy to operate.

IOG7/9 Plans.....	\$10.00
IOG7K Kit/Plans.....	\$99.95
IOG70 Assembled/Testing.....	\$149.95
Higher Powered Device	
IOG9K Kit/Plans.....	\$129.95
IOG90 Assembled/Testing.....	\$199.95

6 Easy FM Xmtr Projects!

- 1 Super Sensitive Ultra Clear 1 Mile+ Voice Transmitter.
- 2 1 Mile+ Telephone Transmitter.
- 3 Line Powered Phone Transmitter Never Needs Batteries!!
- 4 Tracking/Homing Beacon Beeping Transmitter
- 5 Video/Audio Rebroadcast 1 Mi.
- 6 TV/FM Radio Disrupter. Neat Prank! Discretion Required

Includes Hints Using Wireless Devices

COMBOX Parts Above 6 Projects.....	\$49.95
COMBOX Plans Above 6 Projects.....	\$10.00

TAKE CONTROL Using Electronic Hypnosis

Electronic circuitry induces hypnotic as well as ALPHA relaxed mind states. Place subjects under your control.

HYP2 Plans.....	\$10.00
HYP2K Kit/Plans.....	\$49.95
HYP20 Ready to Use.....	\$69.95
MIND2 Plans for Mind Control.....	\$15.00
MIND2K Kit/Plans.....	\$49.95
MIND20 Ready to Use.....	\$79.95

Pain Field Pistol

Caution! Do not aim at people! Blast out rodents with high power ultrasonics. Handheld and battery operated with all controls. Rental units available.

PPP1 Plans.....	\$8.00
PPP1K Kit/Plans.....	\$49.95
PPP10 Ready to Use.....	\$79.95

Semi-Cond Burning Lasers

10mw to 2 Watts of continuous output! Use for directed beam of heat, illumination source for night vision, laser window bounce IR driver for ultra-bright green lasers.

CWL5K Kit/Plans minus diode.....	\$199.95
CWL50 Assembled minus diode.....	\$299.95
LD34 CW 3/4 W 980nm diode.....	\$249.95

Mind&Brain Controllers

Incredible device Turbo charges memory. Boost mental powers, Controls stress. Speeds up healing processes and Uncover hidden potentials. High quality unit with many features.

BWPLUS-APOLLO Ready to use.....	\$189.95
BWII- EINSTEIN Lower cost unit.....	\$129.95

Therapeutic Pulsar

Complex Magnetic waves are claimed to produce many health benefits. Board level experimental device is sold for research purposes only.

THMAG10 Lab Assembled.....	\$24.95
----------------------------	---------

Amazing Gravitron

Remarkable true levitation without any tethering or external sources of energy. Winning science project. Includes self starter

GRV10 - Anti Gravity Top.....	\$39.95
GRV30 - Super Levitator.....	\$49.95

Cybernetic Ear!

Provides that "extra edge" for many listening applications. Enhances 3 to 4x of normal.

CYBEREAR.....	\$19.95
---------------	---------

Hover Board

28 pages of data related to the most revolutionary advance in transportation. Cutting edge R&D.

HOVER Plans and Data.....	\$25.00
---------------------------	---------

Mini TESLA Coil

Lights up a 4' fluorescent tube all without any contact! Yet only 3" tall!

MTC1K Kit/Plans.....	\$19.95
MTC10 Assembled.....	\$34.95

Transistorized TESLA Coil

Amazing and bizarre effects turn a normal light bulb into a spectacular plasma display! With adjustable frequency control. Safe 12vdc input.

TCLS Plans.....	\$8.00
TCLS5K Kit/Plans.....	\$59.95
TCLS50 Assembled and Tested.....	\$99.95

Telephone Line Grabber

Room Listener Controller and Call Diverter Listen to your premises. Break in to calls Control household appliances. Remote dial long distance calls from anywhere!

TELCON4 Plans.....	\$10.00
TELCON4K Kit/Plans.....	\$129.95
TELCON40 Ready to Use.....	\$169.95

Attention! High Voltage Modules

Battery powered for hovercraft, plasma guns, anti gravity, force fields, pyrotech

MINIMAX4 4KV.....	\$19.95
MINIMAX3 3KV.....	\$17.95
MINIMAX2 2KV.....	\$14.95

Nightstar Night Viewer

Sees in total darkness

- 35000x Light Gain
- Over 100 yds Recognition
- Built in IR Illuminator
- 20 degree Field of View
- 20 Hours Battery Life
- Spectral Response 810-840 nm.

NSTAR10 - Ready to Use.....	\$239.95
-----------------------------	----------

Jacobs Ladder

Pyrotechnical traveling fiery plasma expands over 3" before evaporating into space. Solid state circuitry with adjustable arc control. 115/230 volt operation. Uses safe high frequency energy.

JACK1 Plans.....	\$8.00
JACK1K Supply, Mtg Blks, Ladders.....	\$149.95
JACK10 Ready to Use.....	\$249.95

3 Mi FM Voice Transmitter

Crystal clear performance. Many applications. Easy to assemble

FMV1K Parts and plans.....	\$39.95
----------------------------	---------

Burning Cutting Lasers

Current and Future Weapons Systems! We Stock Parts!

LC3 Plans Poor Mans CO2 System.....	\$15.00
LC7 Plans Lab CO2 System 30W+.....	\$20.00
LAGUN2 Plans Nd:Yag, Ruby 6Kw.....	\$20.00
All Three Plans for only.....	\$25.00!!

PLASMA FIRE SABER

Patented Moving Light Concept Defies all Logic as it Appears to Evaporate into Space! Duplicate the STAR WARS effect! Replaceable Blades, Override Switch Interactive Sound Module Available on Request

Specify Color: photon blue, starfire red phaser green, neon red

SAB15K - Kit 15" Display.....	\$29.95+\$5.00 s&h
SAB24K - Kit 24" Display.....	\$59.95+\$5.00 s&h
SAB36K - Kit 36" Display.....	\$129.95+\$15.00 s&h

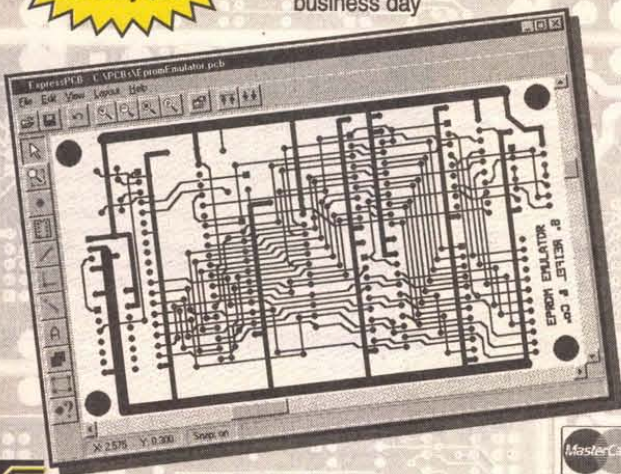
Information Unlimited PO Box 716 Amherst N.H. U.S.A. 03031
1 800 221 1705 Orders/Catalogs Only! Fax 1 603 672 5406 Information 1 603 673 4730 Free Catalog on Request
Pay by MC,VISA,Cash, Check, MO, COD. Add \$5.00 S&H plus \$5.00 if COD. Overseas Contact for Proforma

\$59 PCBs

And our layout software is **FREE**

Select our MiniBoard service and get 3 top quality 2.5" x 3.8" PCBs for only \$59

- 1 Download our board layout software
- 2 Design your 2-sided plated-through PCB
- 3 Select the type of boards you want
- 4 Send us your layout over the Internet
- 5 Small orders are shipped the next business day



www.expresspcb.com



Celebrating our 17th Year Of Service !!

COLLIMATING LENS

This economical collimating lens assembly consists of a black anodized aluminum barrel that acts as a heat sink, and a glass lens with a focal point of 7.5mm. Designed to fit standard 9mm laser diodes. Simply place diode in the lens assembly, adjust beam to desired focus, then set with adhesive.

STOCK	1-4	10-24	25+
LSLENS Lens Assembly	24.99	23.74	21.37

DIODE/TRANSISTOR TESTER KIT

This dynamic tester allows checking of transistors & diodes in circuit. Identifies NPN or PNP transistors. Checks all types, small or large power. Identifies anode or cathode of diodes.

STOCK	1-4	10-24	25+
DT100K	24.99	23.74	21.37

ANTI-STATIC FOAM CLEANER

A thick, foaming cleaner for use in static sensitive applications. Safe for plastics and fiberglass. Use on computer cases and all office equipment. Also cleans soft fabrics. 5 oz. aerosol can.

STOCK	1-4	10-24	25+
S81102	1.99	1.89	1.70

EPROMS

STOCK	1-4	25-99	100+
2716	2.99	2.84	2.56
2732	4.49	4.27	3.84
2732A-20	5.49	5.22	4.70
2764-20	5.39	5.12	4.61
2764A-20	4.49	4.27	3.84
2764A-25	3.49	3.32	2.99
2764A-15	2.99	2.84	2.56
27C64-25	2.99	2.84	2.56
27C256-15	4.79	4.55	4.10
27C512-25	2.99	2.84	2.56
27C010-15	3.09	2.94	2.65
27C020-15	2.79	2.65	2.39
27C040-12	3.49	3.32	2.99
27C080-12	5.49	5.22	4.70
27C080-12	10.99	10.44	9.40

Popular I.C.'s

STOCK	1-4	25-99	100+
7400	.39	.37	.33
74LS00	.19	.18	.16
4017	.29	.28	.25
7805T	.33	.31	.28
7812T	.33	.31	.28
LM317T	.49	.47	.42
LM386N-1	.33	.31	.28
NE555N	.24	.23	.21
LM741N	.24	.23	.21
NE5532N	.55	.52	.47
68HC705CBP	8.99	8.54	7.69
8749	17.99	17.09	15.38
62256LP-10	2.79	2.65	2.39
2816	2.79	2.65	2.39

FM MICROPHONE KIT

Transmit your voice on any FM radio. Range up to 1000'. Case included.

STOCK	1-4	10-24	25+
K30	15.99	15.19	13.67

What Do We Have ?

- I.C.'s
- Oscillators
- Connectors
- Crystals
- Trips
- Diodes
- Kits
- Tools
- Vises
- Laser Diodes
- LED's
- Vises
- Transistors
- Resistors
- And more!

GADGETEER'S GOLDMINE

This exciting collection of electronic projects features experiments ranging from magnetic levitation and lasers to high-tech surveillance and digital communications.

• By Gordon McComb

STOCK	1-4	10-24	25+
TB3360	24.99	23.74	21.37

Lowest Dealer Price Available

	5+	10+	20+
Refurb. Panasonic 145	\$45	\$40	\$35
Regal w/Remote	\$38	\$35	\$30
BC4535 86 Channel	\$30	\$28	\$25
Oak Sigma 99 Channel	\$45	\$40	\$35
75 Channel Converter	\$18	\$18	\$18
Zenith ST1600 w/Remote	\$75	\$70	\$65

Panasonic Converters Model-175 (550MHz)	\$65	\$55	\$45
---	------	------	------

Six month's warranty on this model only

Call us today to satisfy all your cable equipment needs!

SAM'S ELECTRONICS

1-405-631-1856

All Cable Equipment is unmodified.

IMMEDIATE CASH for Platinum, Palladium, Gold, and Silver in any form (thermocouple, labware, electronic, medical, gold filled, optical, contacts). Also rare earth and exotic metals (Indium, Gallium, Germanium, Tantalum, Rhodium, etc.). Ship material without prior notification for fast reliable service at competitive prices. Samples welcome for free assay and quote. No shipment too small. Payment guaranteed and made as requested in cash, check, or bullion. All transactions confidential. Individual dealer 25 years. John, D & Y Trading, PO Box 36A, Williamstown, NJ 08094. 609-601-trade, E-Mail: metals@D-YTrading.com

SECRETS OF RF CIRCUIT DESIGN

From Joseph Carr, one of today's most respected electronics authors, comes this pragmatic, intermediate-level guide to designing, building, and testing all types of radio frequency circuits. Filled with functional projects that demonstrate the principles of RF circuits. Only \$29.95! **10% discount to Nuts & Volts subscribers.** Call 1-800-783-4624 to order using Visa or MasterCard.



PUBLICATIONS



OUT-OF-PRINT TECHNICAL BOOKS. www.johnsontechbooks.com 805-525-8955. sales@johnsontechbooks.com

WANTED: MILITARY capacitors, resistors, transistors, diodes, ICs, semi's, etc. Please fax/E-Mail excess lists & RFQs 818-769-1002 fax 818-769-1084. electmatind@earthlink.net & <http://www.militarycomponents.com>

BASIC STAMP 2 users: "Inside the BASIC Stamp II" tells how the PBASIC interpreter works, how code is stored in EEPROM, how to optimize code for space and speed. 160 pages, 50 illustrations, many examples. See <http://members.aol.com/stamp2book> Send \$29.95 check or money order (US funds) to Brian Forbes, PMB 326, 19672 Stevens Creek Boulevard, Cupertino, CA 95014-2465.

ROBOTICS


ROBOT BOOKS.COM visit our web site for reviews of robotics books, plus robot kits, toys, movies, and magazines! www.robotbooks.com

ROBOTS WANTED: Dead or alive, whole or parts. Marvin (Iowa Precision), Gemini, RoPet, Hubot, RB5X, Newton SynPet, Comro Tot, ELAMI, ITSABOX, HeathKit (HERO JR, I, 2000, or Arm Trainer), Andromed, Rhino, Maxx Steele, Omnibots, etc. Also looking for robot prototypes, options, and literature, will pay cash. Please E-Mail rdoerr@bizserve.com Call 810-777-1313 or write to: Robert Doerr, 26308 Cubberness, St. Clair Shores, MI 48081.

ARobot Kit from Arrick Robotics uses the BASIC Stamp II. Quality metal construction. Easy to assemble and very expandable. \$235. <http://www.robotics.com/robot>

PRACTICAL ANTENNA HANDBOOK

by Joseph Carr. The most popular book on antennas ever written, widely known as "the antenna builder's bible." This Third Edition is a work for anyone with an interest in antennas, from the newest of novices to the most experienced engineer. This empowering book gives you all kinds of projects and material that explains why what you did works. Only \$49.95! **10% discount to Nuts & Volts subscribers.** Call 1-800-783-4624 to order using Visa or MasterCard.



GEARHEAD MOTORS. 24V, 35 RPM. Manufacturer rated 900 pounds. \$10 plus S&H. Info: 570-735-5053 Details: <http://divelec.tripod.com> Toll free orders (only) 1-877-679-1865.

PLANS — KITS — SCHEMATICS

SCHEMATIC DIAGRAMS. We have amassed 3200+ for all kinds of electronic devices in our years as reverse engineers. Video items, medical, video games, automotive, telephone, security, etc. Technicians making extra bucks working on odd-eggs, or just curious how things work, we may have the prints you need. Check our website or send a **STAMP** for our retrofiring propaganda. **BOMARC SERVICES**, Box 1113, Casper, WY 82602. 307-234-3488. **BOMARC.ORG**

Continued on page 85

• Order Line — (800) 824-3432 • International — (724) 495-1230 • Fax Orders — (724) 495-7882
• Technical Support — (724) 495-1231 • No Minimum Order — (Orders under \$20 subject to \$5 charge)
• UPS 3 day, Blue, Red, & Fed. Ex. Shipping Available (Call for charges) • PA Res. Add 7% Sales Tax • Open Mon-Fri 9:00 AM - 5:00 PM (EST) • Corporate Accounts / Quantity Discounts Available • We accept M/C, VISA, Discover & American Express with no surcharge • Call for FREE Catalog (\$2.00 Outside U.S.)
• We Carry A Complete Line Of Electronic Components • Email - unielec@aol.com
Visit us on the web! www.unielec.com

Unicorn Electronics
1142 State Route 18
Aliquippa, PA 15001

FREE SHIPPING!! on pre-paid orders

TECH FORUM

This is a READER TO READER Column. All questions AND answers will be provided by *Nuts & Volts* readers and are intended to promote the exchange of ideas and provide assistance for solving problems of a technical nature. All questions submitted are subject to editing and will be published on a space available basis if deemed suitable to the publisher. All answers are submitted by readers and **NO GUARANTEES WHATSOEVER** are made by the publisher. The implementation of any answer printed in this column may require varying degrees of technical experience and should only be attempted by qualified individuals. Always use common sense and good judgement!

QUESTIONS

Does anyone know of a circuit I can build, that will allow me to determine the specific percentage of pure silver dissolved in distilled water, by electrical means?

I am trying to find the percentage of the processed silver for a given amount of water, by volume, after processing. I wish to measure the percentage of the final colloidal silver solution.

9001 Antonio J. Anzevino
Wappingers Falls, NY

I eat in a crowded dining room and am extremely hard of hearing. I'm interested in obtaining information, plans, etc., for a device to be used as a transmitter to my headphones. The transmitter could be in my shirt pocket and receiver in the same case.

9002 Vernon A. Rodgers
Venice, FL

I have a medium-sized satellite dish. I would like to make a parabolic microphone out of it. I need plans and information on what kind of microphone and amps to use?

9003 Eric Hado
Hopewell Junction, NY

Does anyone have information on how to build ferrite antennas for the AM broadcast band and the shortwave bands?

9004 Marvin Rosen
Baltimore, MD

Can the small bobbin-shaped and cylinder-shaped fixed inductors found in abundance in computer monitors and modern day TVs be used as "RF chokes" in radio receiver/transmitter construction projects?

These small inductors (about 1/4" to 5/8" in diameter and about 1/2" to 1" long) measure less than 1 uH to over 15 mH (RCL meter) and appear to be wound on a non-metallic (ferrite?) core and with DC resistances of milliohms to several ohms.

With a lab full of test equipment, including a research grade Q-meter, how do you test the appropriateness of these inductors for radio receiver/transmitter construction projects?

Send all material to *Nuts & Volts* Magazine, 430 Princeland Court, Corona, CA 92679, OR fax to (909) 371-3052, OR E-Mail to forum@nutsvolts.com

Also, what is the purpose of the small disk-shaped permanent magnets attached to one end of some of these inductors? I have found that by removing the magnet, the inductance (RCL meter) increases.

9005 Ted Roubal
Shoreline, WA

I am looking for a circuit that is run from a 12VDC gel-cell or car battery. The application is for my RC gas powered car. I need one circuit to be 1.5 volts and be able to provide up to 4-5 amps. I will need to be able to adjust the current to the glow plug due to the change in resistance when it is hot, and if it is not a real big deal have a meter in the circuit so I can monitor the current flow and adjust it as needed.

The second circuit is to charge the AA batteries in the controller and receiver in the car. It needs to be run from the same 12VDC.

9006 Tony Pugh
via Internet

Some time back, I bought an Apple "clone" ... the first company licensed by Apple, I believe. It's a power computing corp. "PowerBase 180," 1.2GIG HD, 8X CD-ROM, 32 meg of RAM.

I love the system, except that it didn't come with any manuals, or software (i.e., CD, floppies, etc.). It has an IDE HD, with a SCSI CD-ROM. I could live without the TMs probably, but I really need the system disk.

9007 Anonymous
via Internet

Please give me a source of a wiring diagram for a DC power supply for a Hewlett Packard Laserjet series II printer.

9008 Leland Glenn
Fort Myers, FL

I am looking for the vendor(s) that are producing the DIY Solar Charge Controller/Monitor PC board described in your April 1997 issue of *Nuts and Volts*. I have already attempted to contact Circuit Designs of Central Point, or the original vendor listed as a source in the article. The phone is

disconnected and I don't hold out much hope for a response from their mailing address. Is someone else producing the PC board?

Any help will be greatly appreciated.

9009 James Vrzal
Holiday, FL

ANSWERS

ANSWER TO #8003 - AUG 2000

In answer to #10011, Jan. '00 regarding a schematic/SW to allow the PC via its parallel port to connect to a GPIB device. The reply cited "plotgpiib.zip" a shareware product.

I have looked many places in a lot of shareware cites (shareware.com, tucows.com, etc.), and have come up empty.

Can someone please come up with a more definite location for this software?

Some years ago, I found some source code that twiddles the PC parallel port to simulate an IEEE-488 controller. I fixed a problem in it, then lost track of it. But Stan Eker reposted it on Usenet, and even had my bugfix! So I've put it up here in the hope that it will be easier to find.

There are some limitations — it can only drive one or two devices, it may need a modified parallel port (I recommend that you use a cheap card, not a motherboard port), and is probably rather processor speed dependent. I last used it on a 12MHz 286. I doubt that it will work under Windows, but that might be a blessing.

Sources and documentation can be found in plotgpiib.zip

Ed Bell
Colchester, VT

ANSWER TO #8005 - AUG 2000

I have an old DOS graphics program that uses printer control codes to control a NEC PC-8027 printer. This application was written for a DEC PDP-11 (RSX-11M), which runs from DOS via a Strobe Data Osprey emulation board. The application was written by Minato (Japanese tester company), which

ANSWER INFO

- Include the question number that appears directly below the question you are responding to.
- Payment of \$25.00 will be sent if your answer is printed. Be sure to include your mailing address if responding by E-Mail.
- In most cases, only one answer per question will be printed.
- Your name, city, state, and E-Mail address, (if submitted by E-Mail), will be printed in the magazine, unless you notify us otherwise with your submission.
- The question number and a short summary of the original question will be printed above the answer.
- Unanswered questions from a past issue may still be responded to.
- Comments regarding answers printed in this column may be printed in the Reader Feedback section if space allows.

QUESTION INFO

TO BE CONSIDERED FOR PUBLICATION

All questions should relate to one or more of the following:

- 1) Circuit Design
- 2) Electronic Theory
- 3) Problem Solving
- 4) Other Similar Topics

INFORMATION/RESTRICTIONS

- No questions will be accepted that offer equipment for sale or equipment wanted to buy.
- Selected questions will be printed one time on a space available basis.
- Questions may be subject to editing.

HELPFUL HINTS

- Be brief but include all pertinent information. If no one knows what you're asking, you won't get any response (and we probably won't print it either).
- Write legibly (or type). If we can't read it, we'll throw it away.
- Include your Name, Address and Phone Number. Only your name will be published with the question, but we may need to contact you.

has since been purchased by Ando. The printer is no longer supported by NEC and there's no new source code available for the program. Of course, it's a program that I still need to use. Is there a hardware or software means of translating the printer control codes from this printer to a more modern one? I thought of using an EPROM decoder or a TSR patch.

The easiest way to run a "lega-

PICmicros & BASIC

PicBasic Compiler - \$99.95

PicBasic Pro Compiler - \$249.95

Now it's even easier to program the fast and powerful Microchip PICmicros. The PicBasic and PicBasic Pro Compilers convert your English-like BASIC programs to files that can be put directly into a PICmicro. True compilers for faster, longer programs. BASIC Stamp™ I/II* libraries. For mid-range PIC12C67x, 14Cxxx, 16C55x, 6xx, 7xx, 8x, 87x, 9xx and high-end 17Cxxx (PicBasic Pro only).

*BASIC Stamp is a registered trademark of Parallax Inc.

New! PIC-XI Experimenter/ Lab Board

Assembled - \$199.95
Kit with parts - \$139.95
Bare PCB only - \$49.95



EPIC Plus PIC Programmer - \$59.95



Programs PIC12C5xx, 67x, 14Cxxx, 16C505, 55x, 6xx, 7xx, 8x, 87x and 9xx.
Optional ZIF adapters for DIP, SOIC, MQFP, PLCC.

Runs off two 9-volt batts or optional AC adapter. Includes programming software and assembler.

PICProto Prototyping Boards

Get it wired quicker! High-quality blank prototyping boards for PICmicros. Holds PICmicro, 5V reg, caps, oscillator, DB9-25, large proto area. \$8.95 - \$19.95



microEngineering Labs, Inc.

Box 7532 Colorado Springs CO 80933
(719) 520-5323 (719) 520-1867 fax
<http://www.melabs.com>

Write in 61 on Reader Service Card.



The RF Connection
213 North Frederick Ave.
Suite 11NV
Gaithersburg, MD USA
20877

<http://www.therfc.com/>

Complete Selection of MIL-Spec Coax, RF Connectors and Relays

UG-21B/U N Male for RG-213/214.....\$5.00
UG-21D/U N Male for RG-213/214.....\$3.25

N Connectors for 9913/Flexi4XL/9096

UG-21B/9913.....\$6.00 Pins Only.....\$1.50
UG-21D/9913.....\$4.00 Extra Gasket......75

Amphenol 83-1SP-1050 PL-259.....\$0.90

UG-176/U Reducer RG-58/8X .25 or 5/16.....\$1.00

UG-175/U Reducer RG-58/5A .25 or 5/16.....\$1.00

Silver Teflon PL-259/Gold Pin.....\$1.00 or 10/\$9.00

MIL-Spec Coax Available (Teflon, PVC IIA)

New Product: Belden 9913F. 9913 with High Density PE Foam dielectric, stranded center cond. and Duobond III Jacket.....80ft or \$76.00/100ft

Also New: 9092, RG8X with Type II Jacket
Intro Price.....\$23.00/100ft

Call for Specials of the Month

Full Line of Audio Connectors for Icom, Kenwood, and Yaesu

8 Pin Mike Female.....\$2.50
8 Pin Mike Male Panel.....\$2.50
13 Pin DIN for Kenwood.....\$2.75
8 Pin DIN for Icom.....\$1.00
8 Pin DIN for Kenwood.....\$1.50

Prices Do Not Include Shipping

Orders 800/783-2666
Info 301/840-5477
FAX 301/869-3680

Write in 62 on Reader Service Card.

TECH FORUM

cy" application such as your DOS graphics program, is with the legacy hardware it ran on. If that equipment cannot be repaired, then the next best bet is to get the code to at least load on a new DOS system.

If the application is a single "EXE" executable file and is not too big, then you could load it under DEBUG and patiently trace through its operation until you find exactly what control sequences it is sending out. It would help if you know exactly what control sequences the old NEC printer used; for then you would know what to look for.

Once you have documented the old sequences and the places in the program where they occur, and you have in hand the document that tells you the corresponding sequences for the new printer that you want to use, then you can, in principle, patch the code to send out the new sequences.

If it turned out that the old sequences and the new sequences are exactly the same length, and there is one-to-one correspondence between what you have and what you need, then an EPROM translator might actually work.

If the DOS program is writing directly to the printer port, then it is not so obvious how you would slide a TSR wedge in under it so as to intercept and translate the bytes it is sending out. On the other hand, if it is calling DOS via Int 21H or calling the BIOS via Int 17H, to send its stuff to the printer, then a TSR probably could handle the translation.

What typically happens in practice, of course, is that the DOS graphics program is too big to load under DEBUG, or it was deliberately designed to discourage any attempt to "reverse engineer" the code. In that event, the remaining easy way is to take out a clean sheet of paper and write yourself a nice new program that does things the way you want them done.

Such labors, of course, will also help you to acquire new appreciation of the Linux open source movement. You really should have the source for the programs you depend upon. As time goes on and Linux becomes the standard operating system, there will be far less justification for allowing ourselves to be locked in the "byte" you are now in.

Jack Dennon
Warrenton, OR

ANSWER TO #8002 - AUG 2000

Does anyone have a full service (POP3/SMTP) bios tweak for the Mail Station?

There are ways to tweak the mail station depending on which revision you have. There is an

Internet discussion board for discussing modifications to a variety of devices at www.kenselgledesigns.com/cgi-bin/UltraBoard/UltraBoard.pl.

You'll find a link to the mail station discussions on that page.

Doug Smith
Via Internet

ANSWER TO #80015 - AUG 2000

How can I access the Internet over my Motorola bagphone?

Since you refer to a Motorola bagphone, I'm going to assume you've got an older analog model in the order of the 3000 series.

Moto has a small black box called The Cellular Connection (S-1936). Electrically, it installs in

ANSWERS TO #8007 - AUG 2000

I am desperately looking for a way to control a residential bath fan/light unit. It is now wired on one switch. I am seeking a way to control them independently while using the existing wiring which is two wires (only one load wire).

I have seen such a unit for paddle fans, but I can't locate one for exhaust fans. None of the major electrical manufacturers I contacted were any help.

#1 You want to control more than one electrical device with only one set of wires. This is easily done using X-10 or X-10 compatible controllers and devices. Basically, you leave the power on all the time.

Put a two- or four-device controller (it looks like a switch) where your current switch is and get separate power controllers for the light and for the fan motor.

There are several different models, fluorescent light or incandescent, relay (motor), and dimming.

You can see the X-10 stuff at www.x10.com, but my favorite place is SmartHome.Com (company name and web site). They have a great catalog with almost 50 pages of X-10 and many X-10 compatible devices. If you don't have access to the internet, you can call for a catalog at 1-800-762-7846, 24/7.

Randy Boettjer
Oak View, CA

#2 Having worked in a lighting store, this is not an uncommon question.

Most ceiling (paddle) fans can have both the motor and light controlled by the same potentiometer/switch using two wires (one load and one neutral). But the motor speeds up as the light brightens. So most opt for a separate load wire and dimmer/switch for the light.

series between the control head and the radio itself. Physically, it can be mounted under the handset bracket, [the holes line up].

A most interesting device; it's got an RJ-11 port that will accept a standard telephone, fax machine, or computer modem. The Connection translates telephone DTMF tones and loop signalling to the serial data stream used by the cell phone. It also generates "ring battery" on an incoming call and splits the telephone audio into the appropriate land-mobile and mobile-land paths for the radio circuit.

Ideally, you would unplug your computer modem from the wall jack and plug it into the Connection. Your modem would go off-hook,

To control each individually with one load wire, a transmitter and receiver with two channels is needed. It would work much like an X10 unit, or use RF. I can imagine it working with an exhaust fan, but have not tried it.

A more common approach (for short distances) is to fish a new load wire through the ceiling and down the wall to the switch box, replacing the single switch with a dual switch. If there is no attic, the wire can jump into the room around the ceiling/wall corner and then back into the wall, fitting into a groove that will be plastered and painted. This method can also be used if the joists block a direct path. An electrician is usually able to find a method to do this. The wire can also be hidden using moulding. Fancy moulding can spice up a plain bath!

A common approach is to add a pull chain switch to the light/fan cover for the fan, which won't run if the light is off.

Another method uses an X10 module and wall switch or controller unit. This gets a little more complicated since X10 doesn't have a relay module that responds to lamp on/off that I know of (and needed).

Or, a special relay can be put in the fan/light that cycles each time the wall switch is flipped on: light, then fan, then both. A different version has the relay with off as a forth position, and replacing the wall switch with a normally open push button, but works only if both switch wires run back to the fan/light.

And then there are the wireless switch products where the switch has a battery and gets attached to the wall while the (motor rated/relay) receiver gets put into the housing to control the fan.

Rick Detlefsen
Austin, TX

TECH FORUM

hear dial-tone, DTMF out the number of your ISP and establish a session as usual.

We've found, though, that the quality of the cell call has a big influence on the throughput of the session. You will need to be stationary, with a very good cell signal or your session may collapse.

The Cellular Connector works only with the older Moto phones, but there is (or was), a similar system put out by Telular that interfaced to a number of non-Moto cell phones.

However, if you're doing a lot of mobile computing, you might consider Cellular Digital Packet Data. CDPD is a service offered by a number

of cellular service providers that provides Internet access directly over the cellular system. One or more channels in each cell site may be dedicated to the service or the system may use a "sniffing and hopping" technique to send a quantity of data on an idle voice channel, then quickly hop to another idle channel when a voice call comes up, and resume sending packets.

CDPD-only modems are available in PCMCIA form factors, as well as a combination cellular voice/cellular modem/fax/CDPD unit.

Rusty Schwarz
River Vale, NJ

ANSWERS TO #8009 - AUG 2000

LM3909 is an LED blinker chip, it is being discontinued. Jameco sells them for about \$5.00 a piece now. Does anyone know of any replacement LED blinker chip that sells for a reasonable price? RadioShack no longer carries LM3909. (I do not have a computer.)

#1 The LM3909 is available for \$0.99 each from the nice people at:

B.G. Micro

555 N. 5th St., Suite 125

Garland, TX 75040

1-800-276-2206

972-205-9447

<http://www.bgmicro.com/>

It would be a good idea to stock up since National Semiconductor no longer makes this part.

David DiGiacomo
San Francisco, CA

#2 I too needed to refill my stock of LM3909 flasher chips, and was surprised to find it discontinued. I would have been happy if I found 1.5 volt flasher LEDs, but the closest was almost three volts.

An Internet parts search indicated that many vendors had

almost 5000 available, but how accurate is that? I went down my list of suppliers that listed the part, only to be told it was no longer available. I then tried Unicorn Electronics that at least said 'back ordered.' They arrived about a week later. They cost \$1.09 each at the time (plus shipping and any tax). So I'm set.



Another method offered in Nuts & Volts (March 2000 issue page 74), was to use an ICL7660 voltage doubler chip to run a three-volt flasher LED, or use two to run a six-volt flasher LED. For twice the current price, this will work. Using the SMD version will make for a tiny package.

Some say this chip is obsolete, but it's just discontinued as nothing better is available to replace it [the word obsolete needs to become obsolete!]. Nothing matched this chip in voltage, versatility, parts count, and price. I think only the 555 had more articles and circuits published. I have projects that run on 1.5 volts and this chip was ideal. I may use the voltage doubler in the future and save this chip for its many other uses.

Rick Detlefsen
Austin, TX

Subscribe to Nuts & Volts today!

Not only do you get a great magazine each month, but you'll also be entitled to a 10%



discount off the latest electronic titles like these (see page 50 for details), *plus* you'll be automatically entered each month in our prize drawing!

See our subscription card included in this issue for ordering details!!

CURRENT WINNERS

MITCH MABREY of Alexandria, IN
LARRY ZEILER of Glenrock, PA
WILLIAM REIMBOLD of Anaheim, CA
BRIAN MAY of Atoka, TN
DENNIS MIROVSKY of Cedar, MN
CARLOS ARAUJO of Hialeah, FL
JAMES CORDLE of Hueytown, AL
DAVID COFFEY of Cedar Grove, WV
ALFRED FRYE of Butler, PA
JOHN HOLLER of Ridgfield Park, NJ
BILL BREWER of Byron, IL

HOT NEW PRODUCTS!!!



Phone Manager - Reverse Caller ID. Now you can keep track of outgoing numbers. Records length, time and date of call. Keep track of the children, the wife, or the phone company. Easy hookup via phone jack.

New low price \$79.95

Phone and Internet Voice Changer - This device is new to the market and provides realistic sounding voices. It allows you to interface directly to your phone jack, or computer via patch cord and mic.

Intro price \$129.95



Order directly from our website at www.electronickits.com
We also have over 200 Electronic Plans, Kits and Spy Products
Carl's Electronics Inc. sales@electronickits.com

Mr. NiCd

SEPTEMBER 2000 SUPER SPECIALS!

THE BEST BATTERIES
IN AMERICA!

Packs & Charger for YAESU FT-50R / 40R / 10R:

FNB-40xh (500mAh) 7.2v 650mAh \$41.95

FNB-47xh (1000mAh) 7.2v 1800mAh \$49.95

FNB-41xh (500mAh) 9.6v 1000mAh \$49.95

For YAESU FT-51R / 41R / 11R:

FNB-38 pack (500mAh) 9.6v 700mAh \$39.95

For YAESU FT-530 / 416 / 816 / 76 / 26:

FNB-26 pack (500mAh) 7.2v 1500mAh \$32.95

FNB-27s (500mAh) 12.0v 1000mAh \$45.95

For YAESU FT-411 / 470 / 73 / 33 / 23:

FNB-11 pack (500mAh) 12.0v 600mAh \$24.95

FBA-10 6-Cell AA case \$14.95

Packs for ALINCO DJ-580 / 582 / 180 radios:

EBP-20ns pack 7.2v 1500mAh \$29.95

EBP-22nh pk (500mAh) 12.0v 1000mAh \$36.95

EDH-11 6-Cell AA case \$14.95

For ICOM IC-21A / T22-42A / W31-32A / T7A:

BP-180xh pk (500mAh) 7.2v 1000mAh \$39.95

BP-173 pack (500mAh) 9.6v 700mAh \$49.95

For ICOM IC-W21A / 26XAT / V21AT (Black or Grey):

BP-132s (500mAh) 12.0v 1500mAh \$49.95

For ICOM IC-2SAT / W2A / 3SAT / 4SAT etc:

BP-93 pack 7.2v 600mAh \$23.95

For ICOM 02AT etc & Radio Shack HTX-202 / 404:

BP-8h pack 8.4v 1400mAh \$32.95

BP-202S pack (HTX-202) 7.2v 1400mAh \$29.95

For KENWOOD TH-79A / 42A / 22A:

PB-32xh pack (500mAh) 6.0v 1000mAh \$29.95

PB-34xh pack (500mAh) 9.6v 1000mAh \$39.95

For KENWOOD TH-78 / 48 / 28 / 27:

PB-13 (original size) 7.2v 700mAh \$26.95

For KENWOOD TH-77, 75, 55, 46, 45, 26, 25:

PB-6X (NIMH wing plug) 7.2v 1200mAh \$34.95

Mail, phone, & Fax orders welcome! Pay with

Mastercard / VISA / DISCOVER / American Express

Call 608-831-3443 / Fax 608-831-1082

Mr. NiCd - E. H. Yost & Company

2211-D Parview Road, Middleton, WI 53562

CALL OR WRITE FOR OUR FREE CATALOG!

Cellular / Laptop / Videocam / Commercial & Aviation packs too!

E-mail: ehyost@midplains.net

by Tim Deagan

Taking Things Apart:

The Joy of Microcontroller Disassembly

In Part 1 of this article, we examined how disassemblers work, describing the basic functions needed to disassemble Intel INHX8M Hex files for the PIC 16C84. We examined what is possible with multiple disassembly passes.

In Part 2, we'll actually write code to implement the functions we described in Part 1. So, let's fire up our source code editors and get to work!

The very first thing to do is choose a language and there is no shortage to choose from. Selecting one can be difficult. I adopted the following criteria for my choice:

- Very low cost or free.
- Very easy to learn.
- Has a future.
- Well-supported with lots of free code and documentation.
- Has an active online developer community.
- Has solid development and debugging tools.
- Multi-platform.
- Powerful.

Surprisingly enough, this leaves a number of contenders still standing. But among them is one very special language: Python.

Python, created by Guido van Rossum and named after Monty Python, is a language that everyone will be hearing about in the next few years. It meets or exceeds all my criteria, as well as bringing some additional strengths to the table. Python is fully object-oriented. Python is amazingly easy to maintain; the very structure forces different programmer's code to look similar. This makes it very easy to look at someone else's code and reuse or support it — a major problem with other popular languages.

Python is used by some very large companies who describe their use of Python as a major competitive advantage. Industrial Light and Magic — the special effects wizards behind *Saving Private Ryan* and *Star Wars Episode 1 — The Phantom Menace* — are one of the companies who believe that Python makes them dramatically more productive.

Python is also easy to learn. It has been chosen as the language for a major new government program, "Computer Programming for Everyone" (CP4E), that intends to teach script level programming to middle-schoolers in the next few years.

Part 2

A PIC 16C84 Disassembler in Python

Python can be used at a variety of levels. You can develop in it using classes and methods, taking advantage of object-orientation (OO). You can use it like a non-OO language, taking advantage of modules in hierarchically separated files. Or, you can write simple programs in it as if it were a script file.

To keep the usage as straightforward as possible for readers new to Python, I am keeping all of my code in a single, non-OO file. I do take advantage of functions within the file and standard library modules (one of the major reasons for using Python), but all of the disassembler code resides in one place.

Designing a Disassembler

To define what we want to build, it helps to start with requirements. These should describe — from the point of view of the problem not the solution — what we want the program to do.

1. We want the program to read Intel INHX8M Hex files.
2. We want the program to turn the hex file into readable assembly language.
3. We want the program to translate register addresses into readable names.
4. We want the program to translate jump targets from addresses to readable names.
5. We want the program to insert the jump target names as labels in front of the target lines referred to.
6. We want the program to create a symbol table.
7. We want the program to output the results somewhere easy to use.

This is a good high-level set of requirements. Now we need to design some ways to accomplish

these goals.

Python has some powerful internal constructs which we will take advantage of. Two of these are dictionaries and lists. A list is an ordered set of data elements. An example list could look like:

```
['A', 123, 'fred']
```

These data elements can be strings or numbers or even other lists. To use terminology from other languages, a list is an array. We can access the elements within the list using their index.

A dictionary is an unordered set of data elements comprised of a key and a value. The key can be any single data element; the value can be any element or set of elements such as a string or a list. An example dictionary could look like:

```
{ 'john': [14, 'blond', 78704],  
  'lisa': [27, 'brunette', 32501] }
```

Other languages refer to dictionaries as hash tables or associative arrays. Items within dictionaries are accessed by their keys.

We need some structure to store the data we derive from the hex file. This structure should support the activities we want to perform. We can use a dictionary very easily for this purpose.

Each entry in the dictionary will represent one line from the assembly code. The key to each dictionary entry will be the address of the line. The value will be a list of the additional fields we want associated with that address. Lists in Python are surrounded by square brackets and dictionaries are surrounded by curly brackets. A colon separates the key from the value.

Our structure for holding the disassembly data looks like this:

```
{lineaddr:[hexval, labelname,
```

ISBN: 0-73570-901-7

Python Resources

A brief selection of Python books

Python Programming on Win 32
By Mark Hammond, Andy Robinson
O'Reilly & Associates
ISBN: 1-56592-621-8

The Quick Python Book
By Daryl Harms, Kenneth McDonald
Manning Publications
ISBN: 1-884777740

Python Essential Reference
By David Beazley
New Riders

Python on-line
All things Python — www.python.org

PIC Resources
Microchip — www.microchip.com
The PIC archive — <http://come.to/thepicarchive>

Microchip Net Resources —
<http://www.geocities.com/SiliconValley/Way/5807/>

Source code URL
<http://www.vex.net/parnassus/apyllo.py?i=42596071>


```

1 #!/usr/local/bin/python
2 #####
3 # PIC16_disasm.py
4 # V 0.3
5 # 9/99 - Tim Deagan
6 #
7 # Disassemble an intel hex file for a PIC 16Cxx microcontroller.
8 #
9 # asmlist format: {lineaddr:[hexval,
10 #                    labelname,
11 #                    mnemonic,
12 #                    arg_one,
13 #                    comma,
14 #                    arg_two,
15 #                    comment]}
16 #
17 #####
18 import os,string,sys # import the modules we'll need throughout
19
20 Dbug = 0 # set to 0 to turn off additional debug output
21 code_limit = 0x1fff # upper range in memory for code
22 hexcode = {} # init some global data structures
23 asmlist = {}
24 # setup the register lookup table
25 reglist={
26     0x00:"IND0",
27     0x01:"TMRO/RTCC/OPTION",
28     0x02:"PCL",
29     0x03:"STATUS",
30     0x04:"FSR",
31     0x05:"PORTA/TRISA",
32     0x06:"PORTB/TRISB",
33     0x08:"EEDATA/EECON1",
34     0x09:"EEADR/EECON2",
35     0x0A:"PCLATH",
36     0x0B:"INTCON"}
37
38 # asmlist format: {lineaddr:[hexval,labelname,mnemonic,arg_one,comma,arg_two,
39 # comment]}
40 # setup variables as their indices for readability in some functions
41 hexval = 0
42 labelname = 1
43 mnemonic = 2
44 arg_one = 3
45 comma = 4
46 arg_two = 5
47 comment = 6
48 #####
49 def hexlineparser(line):
50     "Parse an Intel Hex File line into a dictionary"
51     hexlen = line[1:3] # number of data bytes on the line
52     hexaddr = line[3:7] # starting address of data on line
53     hextype = line[7:9] # 00 - data, 01 - eof
54     hexdata = line[9:2] # data bytes (use words for the 14 bit PIC instructions)
55     hexcrc = line[2:] # crc of line
56
57     linelen = hexish(hexlen) # decompose line length
58     lineaddr = hexish(hexaddr) # decompose starting address
59
60     if hextype != '01': # if not eof
61         for i in range(0,linelen,2): # grab each data word
62             hexcode[lineaddr + i] = hexdata[i*2:i*2+4] # populate dict. with addr:data
63
64 #####
65 def hexcodeparser_pass1():
66     "Parse a dictionary of machine hex into Assembly language"
67     hexval = hexcode[i][2:4]+hexcode[i][0:2] # flip LSB,MSB to MSB,LSB
68     hinibble = hexish(hexval[0]) & 0x03 # get 2 bits (00xx000000000000)
69     lineaddr = i/2 # make byte addresses into word addresses
70     labelname = "" # initialize values
71     mnemonic = ""
72     arg_one = ""
73     comma = ""
74     arg_two = ""
75     comment = ""
76
77     if lineaddr <= code_limit: # make sure we're parsing within the code space
78         # for comment readability I'll number the 14 relevant bits of the 16 bit word
79         # 0 - 13 with 0 being the least significant bit
80         if hinibble == 0: # one major group starts with 00 as bits 12,13
81             znibble = hexish(hexval[1]) # get bits 8 - 11
82             de_zero = (hexish(hexval[2]) >> 3) & 0x01 # get bit 7
83             fi_zero = hexish(hexval[2:]) & 0x7f # get bits 0 - 6
84             de_print = ["W","F"] # setup target names
85
86         if znibble == 0: # subgroup of instructions based on bits 8-11
87             if de_zero: # if bit 7 is 1 then
88                 mnemonic = "MOVWF" # it's MOVWF
89                 arg_one = reglistlookup(fi_zero) # resolve the address
90             else: # bit 7 is 0, so...
91                 zero_ops = ["NOP","?", "?", "SLEEP", "?", "?DATA?", "?",
92                     "CLRWDI", "RETURN", "RETFIE"]
93                 # it's one of these instructions. I used question marks since there
94                 # are no operands for those indexes and I wanted to use a simple list
95                 lb_zero = hexish(hexval[3:]) # check bits 0-3
96                 mnemonic = zero_ops[lb_zero] # use result as index to instr.
97
98         elif znibble == 1: # Check next value of bits 8-11
99             zero_ops = ["CLRWF", "CLRF"] # setup instruction list
100             mnemonic = zero_ops[de_zero] # choose instruction based on bit 7
101             if de_zero: # if bit 7 = 1

```

**Listing 1 —
A PIC 16C84
disassembler
written in
Python.**

```

102         arg_one = hex(fi_zero) # there is an arg., get its hex value
103
104     elif znibble >= 2: # check next value of bits 8-11
105         zero_ops = ["SUBWF", "DECF", "IORWF", "ANDWF", "XORWF",
106             "ADDWF", "MOVF", "COMF", "INCF", "DECFSZ",
107             "RRF", "RLF", "SWAPF", "INCFSZ"] # setup instruction list
108         mnemonic = zero_ops[znibble - 2] # use value of bits 8-11 minus 2 as
109             # index
110         arg_two = de_print[de_zero] # use bit 7 to get 'W' or 'F' as 2nd arg.
111         comma = "," # put a comma between arguments
112         arg_one = reglistlookup(fi_zero) # resolve the address
113
114     elif hinibble == 1: # check the next value of bits 12-13
115         one_ops = ["BCF", "BSF", "BTFSC", "BTFSS"] # setup the instruction list
116         op_one = (hexish(hexval[1]) >> 2) & 0x03 # turn bits 10-11 into index
117         mnemonic = one_ops[op_one] # get the instruction
118         fi_one = hexish(hexval[2:4]) & 0x7f # bit number to test is bits 7-9
119         arg_one = reglistlookup(fi_one) # resolve the address
120         comma = "," # put a nice comma between args
121         arg_two = hex((hexish(hexval[1:3]) >> 3) & 0x07) # file to test is bits 0-6
122
123     elif hinibble == 2: # check the next value of bits 12-13
124         two_ops = ["CALL", "GOTO"] # setup the instruction list
125         op_two = (hexish(hexval[1]) >> 3) & 0x01 # index is bit 11
126         mnemonic = two_ops[op_two] # get the instruction
127         ad_two = hexish(hexval) & 0x7ff # jump address is bits 0-10
128         arg_one = hex(ad_two) # cleanup the jump target
129
130     elif hinibble == 3: # check the next value of bits 12-13
131         # this one is extra funky since there are a buch of 'don't care' bits among the
132         # distinguishing bits. They are all least significant bits, so I use a greater
133         # than or equal statement to find them. I used two lists instead of a dictionary
134         # to skip the xxx.keys(), xxx.sort() and xxx.rev() steps, since I needed them to
135         # be to be sequenced in my specific order rather than a sorted order.
136         three_ops = ["ADDLW", "SUBLW", "XORLW", "ANDLW",
137             "IORLW", "RETLW", "MOVLW"] # setup instruction list
138         three_keys = [14,12,10,9,8,4,0] # setup values to map to instructions
139         op_three = hexish(hexval[1]) # distinguishing bits are bits 8-11
140         arg_one = hex(hexish(hexval[2:])) # literal is bits 0-7
141         for j in three_keys: # walk through the key values
142             if op_three >= j: # if the distinguishing bits >= key
143                 mnemonic = three_ops[three_keys.index(j)] # grab the instruction that
144                     # maps
145                 break # jump out of this loop
146
147     asmlist[lineaddr]=[hexval,labelname,mnemonic,arg_one,comma,arg_two,comment] #
148         # create dict entry
149 #####
150 def hexcodeparser_pass2():
151     "Second pass Disassembly parser, replaces CALL and GOTO args with labels"
152     target_hold = {} # init place to hold targets
153     target_count = 0 # start with a 0 target count
154     addrlst = asmlist.keys() # get addresses from the first pass dict.
155     for test_addr in addrlst: # walk the addresses
156         test_list = asmlist[test_addr] # get the details for the test address
157         if test_list[mnemonic] == 'GOTO' or test_list[mnemonic] == 'CALL': # look for
158             # jumps
159             test_target = string.atof(test_list[arg_one],16) # turn the target address into a key
160             target_list = asmlist[test_target] # get the details of the target
161             if not target_hold.has_key(test_target): # if we haven't done this target...
162                 target_count = target_count + 1 # inc the target count
163                 target_hold[test_target] = target_count # add a target dict entry
164                 target_list[labelname] = "TARG_" + str(target_count) # a unique label for target
165                 asmlist[test_target] = [target_list[hexval], # rebuild target dict entry
166                     target_list[labelname]+":"
167                     ] + target_list[mnemonic:]
168                 test_list[arg_one] = target_list[labelname] # change the test line's jump to label
169                 asmlist[test_addr] = test_list # rebuild the test dict entry
170             if Dbug: print "." # if debugging, print a timing dot
171             return target_hold # send back the list of targets
172 #####
173 def print_listing():
174     "Output pretty disassembly and symbols"
175     codebreak = 0 # init some variables
176     idbreak = 0
177     configbreak = 0
178     eeprombreak = 0
179
180     # print listing from hex info
181     addrlst = asmlist.keys() # get address list from dict
182     addrlst.sort() # order it
183     for addr in addrlst: # walk it
184         if addr <= 0x1fff and codebreak == 0: # address in code space?
185             # layout header
186             print "\nASSEMBLY CODE"
187             print "ADDR WORD LABEL OPERAND ARG1,ARG2"
188             codebreak = 1 # don't print header again
189         elif addr >= 0x2000 and addr <= 0x2003 and idbreak == 0: # address is code ID?
190             # layout header
191             print "\nCODE ID(S)"
192             print "ADDR WORD"
193             idbreak = 1 # don't print header again
194         elif addr >= 0x2007 and configbreak == 0: # address is the config word?
195             # layout header
196             print "\nCONFIGURATION WORD"
197             print " "
198
199     Continued

```



```

200     cfg = configworddecode(asmlist[addr][hexval]) # decode configuration word
201     wds = cfg.keys()
202     for wd in wds: print cfg[wd] # output configuration data
203     print "\nADDR WORD"
204     print "-----"
205     configbreak = 1
206     elif addr > 0x2007 and eeprombreak == 0: # don't print header again
207         # address is eeprom data?
208         # layout header
209         print "\nEEPROM DATA"
210         print "-----"
211         print "ADDR WORD"
212         print "-----"
213         eeprombreak = 1 # don't print header again
214         # Setup some comments
215         if addr == 0x0000: # test for restart vector
216             asmlist[addr][comment] = "Restart Vector" # setup comment
217         elif addr == 0x0004: # test for interrupt vector
218             asmlist[addr][comment] = "Interrupt Vector" # setup comment
219         # Output the line
220         print "%04X %5s %06s %s%s%s %t%s" % tuple([addr,] + asmlist[addr])
221
222     # print symbol table header and info
223     print "\n\nSYMBOL TABLE"
224     print "-----"
225     print "ADDR SYMBOL"
226     print "-----"
227     # print labels
228     reportlist = target_hold.keys() # get list of target addresses
229     reportlist.sort() # order them
230     for item in reportlist: # walk them
231         print "%04X %5s %12s" % (item, TARG_, target_hold[item]) # output address and label
232
233     # print registers
234     portlist = regist.keys() # get list of known register labels
235     portlist.sort() # order them
236     for item in portlist: # walk them
237         print "%04X %5s %17s" % (item, regist[item]) # output address and label
238     print "\n" # end with a blank line
239
240     #####
241     def hexish(tohex):
242         "Change an ascii hex string to a hexadecimal integer"
243     return string.atoi("0x" + tohex, 16)
244
245     #####
246     def registlookup(targetfile):
247         "translate hex to register name if appropriate"
248         if regist.has_key(targetfile): # determine if targetfile is a known address
249             return regist[targetfile] # if so, use the nice name(s) for it
250         else:
251             return hex(targetfile) # otherwise use the hex value
252
253     #####
254     def configworddecode(cfgwd):
255         "translate the config word into list of flags"
256         cfgwdh = hexish(cfgwd) # turn ascii into hex
257         if (cfgwdh >> 4) & 0x01: cfg = "CP=on," # Code Protection
258         else: cfg = "CP=off,"
259         if (cfgwdh >> 3) & 0x01: cfg = cfg + "PWRT=on," # Power-up Timer Enable
260         else: cfg = cfg + "PWRT=off,"
261         if (cfgwdh >> 2) & 0x01: cfg = cfg + "WDT=on," # Watchdog Timer Enable
262         else: cfg = cfg + "WDT=off,"
263         if (cfgwdh & 0x03 == 0): cfg = cfg + "OSC=LP" # Oscillator Selection
264         elif (cfgwdh & 0x03 == 1): cfg = cfg + "OSC=XT"
265         elif (cfgwdh & 0x03 == 2): cfg = cfg + "OSC=HS"
266         elif (cfgwdh & 0x03 == 3): cfg = cfg + "OSC=RC"
267
268     return cfg # return the decoded values
269
270     #####
271     # main entry to the program
272     #####
273     if __name__ == '__main__':
274         for filename in sys.argv[1:]: # do each passed file
275             print "\n"+filename # output file name
276             file = open(filename, 'r') # open file
277             for line in file.readlines(): # grab each line from the file
278                 hexlineparser(line) # decompose into address:data
279             file.close() # close the file
280
281         addrs = hexcode.keys() # grab keys (addr.) from line parser output
282         addrs.sort() # sort them
283         for i in addrs: # walk addresses
284             hexcodeparser_pass1(i) # perform 1stpass disassembly
285             target_hold = hexcodeparser_pass2(i) # perform 2ndpass disassembly (label jumps)
286
287         print_listing() # output usable code to stdout
288         hexcode = {} # reinitialize storage
289         asmlist = {}

```

mnemonic, arg_one, comma, arg_two, comment]]

where lineaddr is the address of the line, hexval is the hexadecimal value of the instruction (opcode and operands), labelname is a label if the line has one, mnemonic is the instruction name, arg_one is the first argument, comma is a delimiter we'll use in printing if there are two arguments, arg_two is the second argument if one exists, and comment is a place to store comments we generate.

The PIC 16C84 microcontroller uses 14 bit instructions that contain an opcode and an operand. The opcode is the instruction name and the operand is the argument or arguments. Each instruction has a specific format of bits representing the opcode and the operands. To determine which instruction a given hex value represents, we must sort through the bits to first identify the instruction and then derive the arguments.

Most of the instructions are grouped together as blocks of similar bits. This allows a simple set of nested if statements to sequentially sort through the bits to arrive at the decoded instruction. Once the correct instruction has been determined, code unique to that instruction decodes the arguments.

We also have to be careful to only decode the values that are at addresses within the range defined

as code for the microcontroller. Values outside this range represent items stored in EEPROM memory or system flags. We want to do a straight decode of these without trying to turn them into instructions.

We want to be able to read through the code and get a pretty good idea of what registers are being interacted with. The PIC 16C84 uses multiple banks of registers. Different registers have the same address, determining which register is being used requires knowing the state of a register bank flag.

To really know which bank is in use would require writing a microcontroller simulator. That's beyond the scope of this article, so we'll dodge the issue by returning a string with the names of all registers using that address. This will provide the end-user with some help without implying more than the disassembler is really capable of.

When we find an instruction that has a register as an argument, we do a quick lookup of the address against a list of register name strings. We return the string found and replace the hex value with it.

Many possibilities exist for the final output structure. I have chosen to emulate the Listing file produced by assemblers. This format shows addresses, hex values, code, and symbol table info all on the

same page. A different output format could be designed which you could feed right back into an assembler. Readers can easily modify the output to meet their needs.

The easiest place to output the disassembled file is to the screen (or stdout.) This allows a quick view, or allows the output to be piped to a file directly. Using command line pipes and filters (such as '>' and 'more') saves a great deal of coding on an initial effort like this.

The Program Flow

1. Read the file.

Python looks for a section in the code (see Listing 1) that is testing for the `__name__` variable (a special Python name for an internal variable) called `'__main__'` (line 273) and starts execution at that block. In our code, this section initially reads the file to be disassembled (lines 274-279) and sends it, line by line, to a subroutine called `hexlineparser(line)`.

2. Create a data structure.

Function `hexlineparser(line)` uses a powerful Python mechanism to break the line from the hex file up into its constituent parts. Python allows substrings of strings (and its other sequence data types, lists, and tuples) to be accessed via 'slicing operators.' A slicing operator looks like: `s[i:]`, which returns

everything in `s` that has an index greater than or equal to `i` and less than `j`. Given the statements:

```
A = "howdy world"
C = A[0:6]
```

`C` is now equal to "howdy".

Once we have carved up the hex line into its parts using slicing operators, we have to take care of some conversion issues between ASCII and hex. When we read a hex value from a string such as '6A' we want the program to deal with this as a number, not two characters. To address this issue, we've created a function called `hexish(tohex)`.

Function `hexish(tohex)` is passed the string we want to convert and returns the result of `'string.atoi("0x" + tohex, 16)'`. This call concatenates "0x" and the ASCII string passed to it (in our example, we would then have a string "0x6A".) "0x" is the prefix that Python uses to identify hexadecimal numbers. The command `string.atoi` then does a translation of ASCII to integer on the string we created using base 16. We now have an integer data type with the value of our hex number.

After all the pieces have been parsed out and we have trasmtuted to hex the strings we need, we then proceed to populate a simple dictionary with the addresses and data values (lines 60-62). Line 61

ADDR	WORD	LABEL	OPERAND	ARG1,ARG2	
0000	1683		BSF	STATUS,0x5	;Restart Vector
0001	3000		MOVLW	0x0	
0002	0086		MOVWF	PORTB/TRISB	
0003	3000		MOVLW	0x0	
0004	0085		MOVWF	PORTA/TRISA	;Interrupt Vector
0005	1283		BCF	STATUS,0x5	
0006	3000		MOVLW	0x0	
0007	00AA		MOVWF	0x2a	
0008	3010		MOVLW	0x10	
0009	00AB		MOVWF	0x2b	
000A	3002		MOVLW	0x2	
000B	00AC		MOVWF	0x2c	
000C	0AAA	TARG_1	INCF	0x2a,F	
000D	1DAA		BTFS	0x2a,0x3	
000E	2811		GOTO	TARG_4	
000F	01AA		CLRF	0x2a	
0010	0AAA		INCF	0x2a,F	
0011	082A	TARG_4:	MOVF	0x2a,W	
0012	072B		ADDWF	0x2b,W	
0013	0086		MOVWF	PORTB/TRISB	
0014	3010		MOVLW	0x10	
0015	07AB		ADDWF	x2b,F	
0016	1FAB		BTFS	0x2b,0x7	
0017	281A		GOTO	TARG_3	
0018	01AB		CLRF	0x2b	
0019	00AB		MOVWF	0x2b	
001A	082B	TARG_3:	MOVF	0x2b,W	
001B	072A		ADDWF	0x2a,W	
001C	0086		MOVWF	PORTB/TRISB	
001D	0AAC		INCF	0x2c,F	
001E	1DAC		BTFS	0x2c,0x3	
001F	2822		GOTO	TARG_2	
0020	01AC		CLRF	0x2c	
0021	0AAC		INCF	0x2c,F	
0022	082C	TARG_2:	OVF	0x2c,W	
0023	0085		MOVWF	PORTA/TRISA	
0024	280C		GOTO	TARG_1	
0025	0063		SLEEP		

**Listing 3 —
The output
from the
disassembler.**

SYMBOL TABLE

ADDR	SYMBOL
000C	TARG_1
0011	TARG_4
001A	TARG_3
0022	TARG_2
0000	INDO
0001	TMRO/RTCC/OPTION

0002	PCL
0003	STATUS
0004	FSR
0005	PORTA/TRISA
0006	PORTB/TRISB
0008	EEDATA/EECON1
0009	EEADR/EECON2
000A	PCLATH
000B	INTCON

sets up our loop using the built-in range function. Here we use range to start at 0, run for as many loops as the linelen (number of data bytes in the hex line), and count by twos. This allows us to process the line in words (two bytes), not single bytes.

In line 62, we chop out words from the set of data bytes and stuff them into our dictionary. We are still storing ASCII strings of the data at this point even though we translated some of the values we needed to determine the data byte count and addresses.

3. Perform the first pass.

We now proceed to our first pass of disassembly (lines 281-284.) The first thing we do is grab all of the addresses out of our dictionary using the .keys method and then use the .sort method to organize them sequentially. This allows us to retrieve the data bytes in the order that they are addressed. Python dictionaries do not maintain the entries in any sequence, so you have to manually declare a sequence or sort order if you want one.

The first pass of disassembly occurs in hexcodeparser_pass1(i) where i is the address of a data element in our initial dictionary. Right away we have to take care of some housekeeping and flip the data bytes. Intel Hex stores these values as least significant byte first and most significant byte second. We need to reverse this order. Line 67 takes care of this using our slicing operators.

Line 77 starts our sieve to find the instruction that this hex value represents. The first thing we do is verify that the address in question is within the code space of the PIC 16C84. Otherwise, we could crash our sieve by attempting to decode some data stashed in EEPROM that would be illegal as an instruction. We then start testing various bits from the hex value to see if they match groupings of instructions. Lines 104-111 demonstrate a good example.

In this example, we've determined that bits 12-13 are equal to zero (line 80) and that bits 8-11 are equal to or greater than 2. We then build a list of instructions that fall

Listing 2a

```
STATUS equ 03
PORTA equ 05
PORTB equ 06
TRISA equ 05
TRISB equ 06
RPO equ 05
```

```
LED1REG equ 02a
LED2REG equ 02b
LED3REG equ 02c
```

wdtoff

```
bsf STATUS,RPO ;init ports
movlw 00
movwf TRISB
movlw 00
movwf TRISA
bcf STATUS,RPO
```

```
movlw 00 ;init led*reg
movwf LED1REG
movlw 010
movwf LED2REG
movlw 002
movwf LED3REG
```

```
loop incf LED1REG ;inc led1reg
      btfs LED1REG,3 ;skip next if >= 8
      goto led1 ;jump
      clrf LED1REG ;clear led1reg
      incf LED1REG ;ledreg1 = 1
      movf LED1REG,w ;move led1reg to w
      addwf LED2REG,w ;combine with led2reg in w
```

```
movwf PORTB ;output on portb
```

```
movlw 010 ;setup w with increment
addwf LED2REG,f ;inc led2reg (high nibble)
btfs LED2REG,7 ;skip next if >= 8
goto led2 ;jump
clrf LED2REG ;clear led2reg
movwf LED2REG ;ledreg1 = 0x10
movf LED2REG,w ;move led2reg to w
addwf LED1REG,w ;combine with led1reg in w
```

```
movwf PORTB ;output on portb
```

```
incf LED3REG ;inc led3reg
      btfs LED3REG,3 ;skip next if >= 8
      goto led3 ;jump
      clrf LED3REG ;clear led3reg
      incf LED3REG ;led3reg = 1
      movf LED3REG,w ;move led3reg t
```

```
movwf PORTA ;output on porta
```

```
goto loop ;do it all over again
```

```
sleep
```

```
END
```

Listing 2b

```
:100000008316003086000030850083120030AA007D
:100010001030A8000230AC00AA0AAA1D128AA0188
:10002000AA0A2A082B0786001030A807AB1F1A2834
:10003000AB01AB002B082A078600AC0AAC1D2228B6
:0C004000AC01AC0A2C0885000C28630001
:000000001FF
```

**Listing 2 —
An assembly
language and hex
output
example.**

SATELLITE TV — HACKERS 'BIBLE'!

The SECRETS are REVEALED!

- The principles of security
- Descrambler building blocks
- Smart cards, information wars & stupid mistakes
- Cracking codes (includes DirecTV source code)
- Installing and hooking up descramblers
- Video manipulative systems...and much more...

www.baylin.com
or... call 800-483-2423

ORDER via Internet or Send \$60 plus \$5 s/h to:

Baylin Publications, 1905 Mariposa, Boulder, CO 80302
MASTER, VISA & AMEX /COD orders accepted

FREE CATALOG — Satellite TV books, videos and software



576 pages, 6" x 8-1/2"

NEW!
5th Edition

Telephone: 303-449-4551
FAX: 303-939-8720

TEKLAB INC. WANTED

BUYING \$10 MILLION DOLLARS WORTH OF TEST EQUIPMENT!

Hewlett Packard	Hewlett Packard	Hewlett Packard	Rohde&Schwarz	Fluke
1143A.....\$365	6552A.....\$585	8562E.....\$20,039	AMIQ.....\$6,747	2625A.....\$1,328
11667A.....\$325	6574A.....\$1,239	8563E.....\$22,677	CMD55.....\$14,947	2645A.....\$1,364
11792A.....\$1,376	66000A.....\$762	8564E.....\$31,629	CMD57.....\$11,363	5500A.....\$4,650
11974U.....\$4,257	66101A.....\$592	8565E.....\$44,070	CMD80.....\$17,965	5520A.....\$10,432
16442A.....\$1,565	66102A.....\$537	8571BB.....\$1,000	CTS55.....\$4,054	5790A.....\$7,188
16518A.....\$1,600	66103A.....\$429	85719A.....\$689	FSEA20.....\$10,940	6062A.....\$1,550
16522A.....\$3,182	6612B.....\$408	8590L.....\$3,540	FSEA30.....\$21,776	6080A.....\$1,433
16533A.....\$1,916	6621A.....\$1,069	8591C.....\$6,198	FSEB20.....\$19,452	ENI
16557D.....\$5,535	6622A.....\$1,366	8591E.....\$5,667	FSEB30.....\$29,732	240L.....\$894
1660CS.....\$4,074	6623A.....\$1,336	8593E.....\$10,047	FSEK30.....\$39,453	5100L.....\$6,334
1662AS.....\$2,542	6624A.....\$1,792	8594E.....\$7,228	FSEM20.....\$17,601	525LA.....\$2,340
16700A.....\$4,231	6626A.....\$4,010	8595E.....\$7,880	FSEM30.....\$25,649	550L.....\$2,370
16702A.....\$4,862	6629A.....\$2,603	8596E.....\$9,141	SME03.....\$9,659	Anritsu
6717A.....\$9,102	6632B.....\$775	8643A.....\$3,404	SME06.....\$15,612	MS4623B.....\$17,069
3245A.....\$1,599	66332A.....\$981	8644B.....\$11,655	SMI03B.....\$10,698	MS9710B.....\$18,516
33120A.....\$843	6653A.....\$1,068	8645A.....\$13,637	SMT03.....\$5,487	MT8801B.....\$13,825
34401A.....\$487	6654A.....\$1,068	8648A.....\$2,139	SMT06.....\$10,564	Willtron
3458A.....\$3,362	6673A.....\$1,788	8648B.....\$3,518	SMY01.....\$1,914	67xxx.....\$call
346A.....\$664	6674A.....\$1,659	8648C.....\$4,363	SMY02.....\$2,537	68xxx.....\$call
346B.....\$511	6683A.....\$2,396	8648D.....\$4,896	Check Out These BUY PRICES! Options pay even more	
346C.....\$756	6812A.....\$2,253	8662A.....\$6,775	Tektronix	Tektronix
34970A.....\$567	6812B.....\$2,939	8663A.....\$15,639	2712.....\$2,682	TDS784D.....\$10,901
35670A.....\$7,808	6813A.....\$3,121	8664A.....\$17,260	11801B.....\$10,338	TDS794D.....\$22,207
3589A.....\$9,606	6834B.....\$6,175	8665A.....\$15,154	11801C.....\$11,223	TDS820.....\$5,362
3708A.....\$7,505	70911A.....\$7,712	8665B.....\$24,718	1502C.....\$2,428	TLA714.....\$5,584
37702A.....\$3,608	81103A.....\$2,430	8713C.....\$5,623	370A.....\$14,313	TLA7D1.....\$3,504
37718A.....\$9,046	81106A.....\$800	8714C.....\$6,795	371A.....\$16,135	TLA7D2.....\$6,795
41421B.....\$999	8110A.....\$3,162	8714ES.....\$13,329	AM503B.....\$560	TLA7N3.....\$4,994
41422A.....\$1,381	81110A.....\$3,541	8720D.....\$31,990	AWG2021.....\$5,185	TLA7N4.....\$8,116
41425A.....\$587	8114A.....\$3,954	8720ES.....\$33,243	AWG510.....\$7,305	TL5216.....\$8,635
4142B.....\$3,784	8133A.....\$21,733	8722D.....\$45,912	AWG520.....\$14,904	TSG130A.....\$1,127
4156A.....\$17,275	81530A.....\$1,681	8722ES.....\$43,823	AWG610.....\$17,147	VM700A.....\$2,951
4156B.....\$23,728	81531A.....\$1,214	87512A.....\$1,088	CSA803C.....\$7,462	VM700T.....\$8,679
41800A.....\$439	8153A.....\$1,226	8753D.....\$15,237	CTS850.....\$7,773	Gigatronics
4278A.....\$2,512	83050A.....\$8,665	8753E.....\$18,232	DG2020A.....\$4,293	8003A.....\$1,525
4284A.....\$4,622	83206A.....\$4,365	8757D.....\$3,750	GB1400.....\$35,116	80301.....\$309
4338B.....\$1,278	83220E.....\$3,804	8920B.....\$8,237	HFS9003.....\$5,658	80303.....\$391
4352B.....\$30,983	83236B.....\$4,400	8922P.....\$18,516	P6245.....\$446	80304.....\$524
4395A.....\$11,478	83480A.....\$5,253	8922S.....\$14,610	PS2520G.....\$400	80320.....\$329
43961A.....\$1,109	83484A.....\$6,480	8924C.....\$26,190	SD22.....\$2,581	80323.....\$411
4396B.....\$14,772	83485A.....\$6,028	89431A.....\$13,062	SD24.....\$6,346	80324.....\$544
53131A.....\$736	83640A.....\$18,273	89441A.....\$34,986	SD26.....\$4,054	80503.....\$1,090
53181A.....\$674	83640B.....\$22,311	8970B.....\$4,515	ST112.....\$8,849	80504.....\$3,090
53310A.....\$4,891	83650B.....\$30,880	8990A.....\$7,972	ST2400A.....\$22,947	8542C.....\$1,648
5347A.....\$3,009	83711B.....\$9,333	8991A.....\$6,473	TDS220.....\$382	8650A.....\$1,950
5348A.....\$1,950	83712B.....\$11,609	E3631A.....\$474	TDS3032.....\$1,392	ITC
5350B.....\$1,592	83732B.....\$18,492	E3632A.....\$407	TDS3034.....\$2,850	6007.....\$584
5373A.....\$10,593	83752A.....\$11,842	E3633A.....\$657	TDS3054.....\$5,149	30609.....\$510
54522A.....\$4,921	8449B.....\$4,622	E4402B.....\$7,374	TDS340.....\$573	31812.....\$2,601
54602B.....\$786	8481A.....\$330	E4404B.....\$10,157	TDS350.....\$880	40540.....\$949
54610B.....\$1,074	8481D.....\$458	E4406A.....\$16,264	TDS360.....\$1,492	41800.....\$784
54615B.....\$2,443	8482B.....\$367	E4418A.....\$1,214	TDS380.....\$1,941	41945.....\$1,639
54645D.....\$1,713	85024A.....\$733	E4418B.....\$1,612	TDS460A.....\$3,164	41440A.....\$1,107
54845A.....\$14,051	85025D.....\$633	E4419A.....\$2,069	TDS510A.....\$3,376	6000A.....\$4,691
6010A.....\$1,128	85025E.....\$516	E4420B.....\$3,439	TDS520D.....\$4,016	6000FT.....\$4,057
6015A.....\$1,739	85027D.....\$2593	E4421A.....\$5,665	TDS540B.....\$3,168	FB500P.....\$4,027
6030A.....\$1,941	85032B.....\$812	E4422A.....\$4,184	TDS540C.....\$5,592	TBERD1000.....\$3,131
6031A.....\$1,688	85033D.....\$1,272	E4422B.....\$5,864	TDS540D.....\$7,466	TBERD209A.....\$1,921
6032A.....\$1,814	85052D.....\$1,667	E4425B.....\$8,220	TDS640A.....\$2,610	TBERD209SP2.....\$2,201
6035A.....\$2,053	8508A.....\$2,385	E4432A.....\$4,075	TDS640B.....\$8,138	TBERD224.....\$2,498
60501B.....\$604	85107B.....\$54,767	E4432B.....\$8,661	TDS684C.....\$9,193	TBERD2310S10.....\$5,551
60502B.....\$747	8517B.....\$16,246	E4433B.....\$9,528	TDS754D.....\$8,591	TBERD310.....\$5,109
60504B.....\$906	8560E.....\$15,767	E7405A.....\$17,069	TDS784C.....\$8,755	
60507B.....\$1,101	8561E.....\$19,164	E8285A.....\$32,424		
6050A.....\$901	8562A.....\$9,199	E4419B.....\$2,223		
6063B.....\$848	8563A.....\$9,699			
6543A.....\$453				

**GUARANTEED PAYMENT
WITHIN 15 DAYS**
Quantities required are dependent on prior purchases.
Check out the updated list at: www.teklab.cc
email: sellnow@teklab.cc
Phone: 561-334-0600 FAX: 561-334-0655



within this grouping (lines 105-107).

The value of bits 8-11 minus 2 provide the index which picks our target instruction from this list (line 108). We can then determine the second argument by looking at bit 7 and determining if it represents 'w' or 'f' (line 109). Since these instructions all have two arguments, we know that we will need a comma to separate them (line 110.) and finally, we use our list of registers to convert the first argument to a readable register name (line 111.). Once we've passed through this sieve, we populate our main data structure, 'asmist', in line 145. If the address was outside the code space, the hex.value alone is stored in asmist.

4. Perform the second pass.

We now want to enhance our disassembly by labeling all our jumps and jump targets. We do this by executing `hexcodeparser_pass2()`. This function (lines 148-168) walks through the addresses in asmist and looks for GOTO or CALL instructions (line 155.) When it finds one of these, it then converts the argument of this GOTO or CALL into a readable address (line 156) and looks up the details of that address from asmist (line 157.)

If we haven't already discovered this target within some other instruction (line 158), we then increment our count of jump targets and make a note of it (lines 159-160.) We then proceed to give it a unique name based on the count and replace the jump target in the calling instruction. We also replace the label name in the target instruction with our unique name (lines 161-166.) We return the list of targets for use in printing the symbol table later.

5. Create the output.

The last major thing to do is output the disassembly (line 287.) We do this with the `print_listing()` function in lines 171-238. Each address in asmist is handled in sequence and a structure of if-elseif statements (alas, Python does not have a 'case' statement, but this works exactly the same) determines the proper response.

The if statements serve to carve up the addresses into the different spaces such as code, code ID, config word, data etc., and prepares an appropriate header the first time one of these types is encountered.

Lines 214-217 add comments to lines that have a known function. Line 220 actually prints out the asmist details using a formatted print statement. The formatted print statement requires a tuple,

which is a list that cannot be internally modified. We create a list out of the address and the asmist details for that address. We then use the tuple command to turn it into the format needed by the print statement.

Running the Program

Let's take our new tool for a spin. Using a simple PIC 16C84 program written in assembly (see Listing 2a) that sequences some LEDs on PIC port pins, we will feed its hex output (see Listing 2b) to our disassembler. The command line to print to a file would look something like

```
'c:\python\PIC_dis.py test.asm  
> dis_test.txt'
```

depending on where the various files were installed. It is often convenient to run this without the '> dis_test.txt' redirector so that the output goes to the screen for quick debugging.

The output from the disassembler (see Listing 3) looks both similar and different from our original. The layout we have implemented in this version produces something that looks a lot more like the Listing output from an assembler than an .asm file. The code is certainly much more readable than the hex file was! We can determine the major registers in use, we can identify jump targets, and we can view a symbol table. This output is great for learning how problems have been solved in code, or as the basis for running code simulators or In-Circuit Emulators.

What Else Could You Do?

There are a number of exciting features that could be added to the disassembler. It would expand the usefulness of the tool to expand it out to assure compatibility with the entire set of PIC 14-bit instruction microcontrollers. Adding additional print formats to allow the output to be used directly by assemblers would be very handy. With a bit of work, a lot more comments could be added to the output, as well.

It would be an excellent exercise, for readers so-inclined, to turn the code for this article into a class for disassembling PIC 14 bit instructions, or even a generic OO disassembly class. Python also has a number of excellent parsing classes; it would be worth examining them as candidates for enhancement. The code for this article is in the public domain for anyone who would like to take it in that direction or make any other modifications desired. **NV**

Open Channel

by Joseph J. Carr

Let's Be Radio/Electronics Safe ... Please?

Every now and then something happens to remind me that radio and electronics can be a dangerous hobby. Sometimes I read about some chap who is electrocuted erecting an antenna or working on a piece of equipment. In one case, I was present in a broadcasting station when an electrician working on the three-phase 440-VAC panel feeding the transmitter was electrocuted by working the panel "hot" and a wrench slipped and he became — shall we be crude — a 200-ampere "biological fuse."

In another case, a friend of mine suffered serious injuries (arm, leg, and pelvis broken) because he failed to heed warnings about the difficulty of installing deep fringe area all-channel television antennas in a windy seashore location ... and was blown off a roof. Antennas — even television antennas — have a huge "sail area." That means they weigh more under even a slight breeze than they do under zero wind conditions.

Finally, a friend of mine was a professional electronics technician who worked on very large AM BCB and shortwave transmitters (50 KW) for the Voice of America in the 1950s and 1960s. The transmitters he worked on were not in cabinets but in metal "rooms." One day, he opened the access door and walked into the high voltage cage. Someone had disabled the interlocks that prevent accidents, so they could work on the live circuits. To his horror, he saw his companion about to throw the wall switch level that would energize the transmitter, unaware that my buddy was inside the cage.

Fortunately, he was armed with a large adjustable end wrench, which he threw with great force against the wall just above the switch panel. Startled, the rogue turned and noted with dismay that he damn near electrocuted his fellow worker. After that, only temporary interlock jumpers were permitted, and a padlock was placed on the power panel switch handle ... and the only key would be inside the cage with the worker in danger.

Antenna Erection Safety

Safety is not a "given" where antennas are concerned. Antennas are inherently

dangerous to erect if certain precautions are not followed. It is not possible to foresee all of the situations that you might face in erecting an antenna. I would like to give you all possible warnings, but that is not even possible. You're on your own, and must take your own responsibility when installing an antenna. I can, however, give you some general safety guidelines. Knowledge of what you face, some hard-nosed sound judgment, modulated by common sense, are the best tools on any antenna job.

One rule that is an absolute is that no antenna should ever be erected where either the antenna, the feedline, or any part thereof crosses over a power line or can fall into the power line ("pole pig") transformer (Figure 1). EVER! This is a "no kiddie" — don't do it!

Power lines look insulated, but there are often small breaks or weakened spots (especially a couple days or more after original installation) that can bring the antenna into contact — lethal contact — with the hot power line. Every year or so, we hear about an SWL, scanner/monitor buff, or ham radio operator being killed by tossing an antenna wire over a power line. Avoid making yourself into a high power resistor!

And the same rule applies to situations

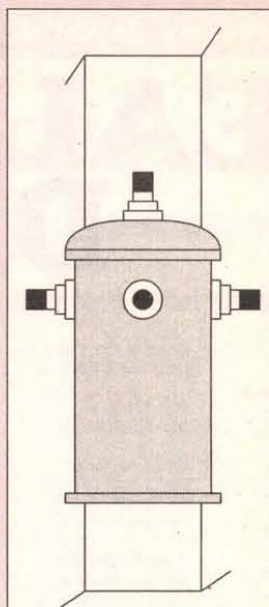


Figure 1
Dangerous power
mains transformer.

where the antenna can fall onto a power line if it falls down or breaks. You have to examine the situation with a critical eye to see if there is any possible way for that antenna, or its support structure, to fall onto a power line if it breaks in any way whatsoever.

On my lot in Virginia, I have a 23-foot mast erected on the back of the house. When I installed it, I made a scale drawing of the back yard showing the path of the power line. The 23-foot fall radius of the antenna was plotted for several possible antenna locations. It should not intersect either the power lines or the cable TV line when it falls. It should also not be in a position to fall over a pedestrian path, a place where children play, or across a public walkway or street (lawsuits are messy). Or, as one chap found out the hard way, it should not be in a position to fall through a window!

Another caution is that you be physically fit to do the work. While the on-the-ground portion of the work is not usually too strenuous, any climbing at all, even on ladders, can be taxing for some people. Antenna materials are deceptively lightweight on the ground, but when you get up on even a small ladder, they are remarkably difficult to handle.

Attempting to manhandle a 22 foot vertical once wiped my back out, and I consider myself fortunate that the pain hit me after I'd dismounted the ladder. Besides, if you could see me, you would wonder why a man my size was on any ladder in the first place.

Before using a ladder, learn how to use a ladder. A lot of homeowners, whether putting up antennas or painting the upstairs windows, fall off ladders that were being used incorrectly.

If the wind blows even a few miles per hour, the danger is magnified considerably. The friend I mentioned previously — who is a large, strong bear of a man — attempted to install a 26-element television "all channel" antenna on the roof of his second story house. It is located on the Chesapeake Bay (at the point where the bay, Hampton Roads, and the Atlantic Ocean converge).

The antenna was easily handled with one hand on the ground and with no wind blowing, but up on the roof, it was a different story. He was on the peak of the roof, when a gust of wind came up suddenly and caught the antenna. It acted like a hang glider, and pulled



SURVEILLANCE

Room Transmitters. . . . from \$30.00
Telephone Transmitters . from \$29.00
UHF Pen Transmitters. . . . \$299.00
Crystal-Controlled
Transmitters. from \$75.00
UHF Telephone Transmitter
& Receiver & Recorder . . . \$299.00

Catalogues \$5.00

And much more — too much to list here!

E-Mail: BitzTechnology@Compuserve.com

QuikSwitch UNIVERSAL REMOTE CONTROL TV A/B SWITCH



- ✓ CONTROLLED WITH ANY REMOTE CONTROL!
- ✓ RUNS A YEAR ON 2 AA's, NEEDS NO A.C.!
- ✓ 100% SOLID STATE, NOTHING TO BREAK!
- ✓ SUPER-HIGH ISOLATION AND SHIELDING!

Thanks to its patented remote-control receiver, QuikSwitch gives virtually any TV/VCR/CABLE/SAT remote the power to switch between A & B video sources! Switching is done simply by holding down any button on any infrared remote for 2 seconds. A button such as "0" or "STOP" is used, one that won't change the TV/VCR/etc. Red & green LEDs indicate A/B status. QuikSwitch is simply the best R.F. A/B switch ever made, both in convenience AND quality! Try one and see!

\$20

2 or more \$18 each

S & H just \$4 per shipment

12 units \$15 each

PATENTS FOR SALE OR LICENSE

These U.S. patents cover ANY type of switch that utilizes the above control method! Multi-function capability for lamp dimmers, ceiling fans, A/V, etc!



Next Day Shipping - 30 Day Money Back Guarantee - One Year Warranty

MILESTONE PRODUCTS 800-831-0184

Email or Fax Orders Welcome - milestone@earthlink.net 614-891-3029



Open Channel Let's Be Radio/Electronics Safe ...

him off the roof, plunging down two stories to the patio below; he fractured his pelvis and busted both a leg and an arm. Expensive TV antenna, I reckon. *Be careful!*

One good rule is to always work under the buddy system. Ask as many friends as are needed to safely do the job, and always have at least one assistant even when you think you can do it alone. Erecting a large antenna — and some small ones — without help is just plain stupid. At least have someone around who can call 911 if you mess up.

Always use quality materials and use good work practices. I generally prefer commercial kits, even for simple wire antenna. Antennas — being potentially dangerous — should always have the best of both goods and workmanship in order to keep quality high. Complex antennas have a lot of metal fittings and fasteners. Make sure that all are tightened properly. This is easy to overlook because some of those fasteners are usually left "finger tight" until the antenna tuning adjustments are made. It is not just the electrical or radio reception workings that are important, but also the ability to stay up in the air and safe.

When planning the antenna job, keep in mind that pedestrian traffic in your yard could possibly affect the antenna system. Wires are difficult to see, and if an antenna wire is low enough to intersect someone's body, then it is possible to cause very serious injury to passersby. In World War II, saboteurs and the Resistance — according to the movies — knocked Nazi motorcyclists off their bikes (and to their doom) using a bit of wire stretched across the road. Even when the person is a trespasser, the courts may hold you liable for injuries caused by an inappropriately designed and installed antenna. Take care for safety not only of yourself, but also of others.

One necessary reminder is that your local government might have some interesting ideas — legal requirements, actually — concerning your antenna installation. The electrical, mechanical, and zoning codes must be observed. There is a great deal of similarity between local codes because most of them are adaptations from certain national standards. But there are enough differences that one needs to consult local authorities. Indeed, you may need a license or building permit to install the antenna in the first place.

One problem that SWLs and scanner monitors in the USA face is that their antennas are not protected by the FCC as are ham antennas. Local governments in the USA have limited rights to regulate ham antennas, only "reasonable" mechanical and electrical standards can be imposed, so it may be illegal to install any antenna.

About 30 years ago, a friend of mine in a radio club found out that his county had an ordinance that said an outdoor antenna must be double its own height plus 50 feet from the nearest property line. He received a summons after a complaint from a neighbor. In a county full of quarter acre home lots, however, that was a ridiculous law. Very few outdoor TV antennas met that strict requirement!

So Hal went to the court house and asked for 50,000 complaint forms. Using a local county directory, he proceeded to fill out the same complaint as he'd received against every homeowner in the area. The county board repealed the law during the next meeting.

Save all paperwork regarding your building permit, including inspection decals or papers, and the original drawings (with the local building inspector's stamps). If a casualty occurs, then your insurance company may elect to not pay off if you have

violated an electrical, mechanical, building, or zoning code. That clause may be overlooked by an enthusiastic antenna builder, but it could prove to be a costly oversight if something happens.

Tower Safety

Still another friend of mine — a chap I worked with in the 1960s — is a professional tower and antenna rigger. His main work is broadcast and commercial towers, but he also does some 100-foot amateur radio towers as well. He is normally quite a conservative fellow when working (except for the time in his youth when he dropped his trousers and defecated from the 1,020-foot level of a local TV tower!), and had some tips to pass along.

First, don't even think about working a tower without using an approved safety belt ... and inspect it before each use to make sure it is in good repair. My friend uses two safety belts. One is the standard type, and the other is one designed to simply hitch him to the tower, and is used as a backup in case the regular one fails.

Second, wear an approved motorcycle crash helmet. It's amazing how many things fall off antennas and can hit workers below in the head.

Third, tether tools with strong twine or small rope. If you drop a tool, the guy below you will need the crash helmet.

Fourth, don't work when tired, or when it is either too hot or too cold for reasonable comfort. It is better to come back another day than to make the kind of mistakes that fatigue produces.

Fifth, wear appropriate comfortable clothing (including shoes or boots).

Finally, if you work on a slip-up tower, then use a safety bar (Figure 2) to prevent the inner section(s) from slipping down while you are on the tower. The safety bar is a hardened steel bar, and is held in place with light but strong chain. It prevents "guillotine" action that severs hands and feet.

After hearing about one situation, I would also suggest keeping one person on the ground as a safety observer. A fellow I read about had a minor heart attack while up on a

tower. Use a handheld radio to keep in contact. If remote, equip the ground observer with a cellular telephone to call for help in case you are injured or become ill.

I was tempted to call this section "having a safe erection," but something told me it wasn't appropriate.

Hearing Safety

Another safety issue regards your ears, or more specifically your hearing. It is a bit less dramatic than electrocution or falling off roofs, but it is nonetheless quite important. I never have a quiet day. Why? Because my right ear has a constant, never-ending ringing that sounds about like a 4 KHz

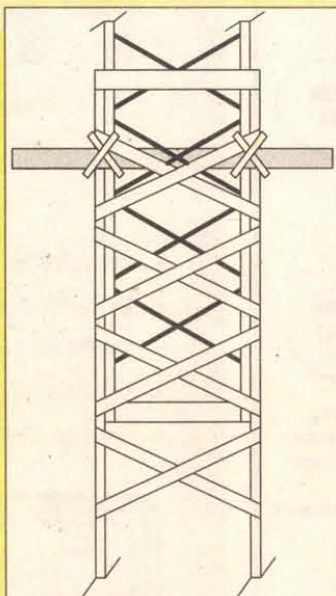


Figure 2
Safety bar on slip-up tower.

2 Great Books by Joseph Carr



SECRETS OF RF CIRCUIT DESIGN

From one of today's most respected electronics authors comes this pragmatic, intermediate-level guide to designing, building, and testing all types of radio frequency circuits. Filled with functional projects that demonstrate the principles of RF circuits, this revision of a bestseller also provides a handy parts list and sources of components.

PRACTICAL ANTENNA HANDBOOK

The most popular book on antennas ever written, widely known as "the antenna builder's bible."



This Third Edition is a work for anyone with an interest in antennas, from the newest of novices to the most experienced engineer. This empowering book gives you all kinds of projects and material that explains why what you did works.

New Book!



"PRACTICAL ELECTRONICS FOR INVENTORS"

Written by Paul Scherz, an inventor and electrical hobbyist, this reference provides beginning hobbyists and inventors with an intuitive grasp of the theoretical and practical aspects of electronics — just the kind of insight you need to get your projects up and running.

Order Today From The Nuts & Volts Bookstore

Send check or money order to Nuts & Volts, 430 Princeland Court, Corona, CA 92879. Include a complete shipping address (no P.O. Boxes, please). Shipping & handling \$4.50. CA residents add 7.75% sales tax. Or, call our toll-free order-only line at 1-800-783-4624 and use your MasterCard or Visa. ALL ORDERS MUST BE PREPAID.

As a paid subscriber to Nuts & Volts, you'll receive 10% off the list price!!
(See page 50 for other titles currently available.)

sinewave. The ringing started about two years ago. It wasn't constant at first, but over several weeks it got real darn annoying. So I went to the doctor who, in turn, referred me to an ENT ("ear, nose, and throat," aka "Otolaryngologist" when he wants to impress himself or charge more money) doctor.

The ENT doc sent me to an audiologist who ran a simple audiogram and found rather bad high frequency hearing loss in that ear. She next ran an evoked potentials test called an "ABR." In this test, they measure the patient's EEG (brain waves), while repetitively providing the same tone to each ear in turn for several minutes. When the EEG waves are signal averaged, the component due to the sound emerges and the rest is filtered out. It was abnormal.

The ENT doc next sent me to have a magnetic resonance imaging (MRI) scan of the brain to rule out an acoustic neuroma tumor. Now that's an experience! It doesn't hurt, but MRIs are aggravating as all get out. The test came back normal. The ENT doc told me "I've got good news and bad news. The good news is that you don't have a tumor." So I asked him about the bad news: "... you don't have a tumor. If there was a tumor, then there's something I could do for you. Without the tumor, you'll just have to live with it."

We discussed my audio history. In many people my age, the cause of ear ringing is 1960s vintage rock music, which we heard live. But that was not the case because I have disdained post-1960 (or so) rock music for many, many years and have never voluntarily listened to it for more than a few milliseconds (I'm a

bluegrass and 50s rock fan). And I never listened to it loud. After further questioning, the doctor believes that my problem is due to my shortwave listening and ham radio hobby.

Yep! Radio! The problem stems from the late 1950s and early 1960s when I was operating every day for several hours instead of doing homework (which explains my high school record!). With the gain up high, listening for a weak signal through earphones, I would frequently tune across some guy who was about a gozillion decibels stronger than signal I was copying. Either that, or the clown across town running a 2,000-watt loudenboomer RF power amplifier into a high gain bandbuster antenna settled right on my frequency without listening first (rude!). I can remember some of those events causing an (almost pleasurable) buzz in my right ear. Those experiences caused damage to the cochlea structure of my inner ear.

I normally don't like to share personal things with my readers, but this story is a "lessons learned" tale that hopefully prevents you from having similar problems. Earphones put a high audio power density into your ear. Even though communications receiver audio output stages tend to be low power (<1 watt in many cases), the power density is high because of the confined area provided by earphones. The high power density makes 40-meters CW like being too close to the bandstand at a rock concert. Avoid using the earphones in a manner that assaults your ears!

I asked the ENT doc how this problem could be prevented. His advice was three-fold:

1. Wear "shooter's earplugs" under the earphones. These ear plugs are used by target shooters to prevent ear damage. They have a little piston plunger inside. The plunger stays open at normal sound levels, so you can hear what's going on around you, but snap shut when a high amplitude sound (like a pistol shot or loudenboomer signal) is received.

2. Wear the earphones a little forward of the ears, so that the ear is not fully covered.

3. Ride the volume control so you can instantly knock down the signal level if it gets louder suddenly.

That second piece of advice struck me hard. It was one of those "slap-palm-of-hand-on-forehead" experiences. My ham radio mentor, the late Mac Parker (W4II), told me exactly the same thing when I was 14 years old. In addition, a number of professional merchant marine radiotelegraphy operators, and a former boss (who was a Chief Radioman in the World War II US Navy) gave me the same advice. But, dumb kid, I didn't follow it.

When I left the ENT doc's office, I asked him: "If you can't get rid of the ringing, will you at least tune it to the bluegrass station?" **NV**

Connections ...

I can be reached by snail mail at P.O. Box 1587, Annandale, VA 22003, or via E-Mail at CARRJJ@AOL.COM.

TEACH ELECTRONICS

EASILY AND EFFECTIVELY

KITS • COURSES • LABS

MODULES • COMPONENTS • VIDEOS

• FREE TECH SUPPORT

FOR EDUCATORS

LOW COST KITS!

TRONIX LABS

TEACHER SAMPLES available!

FREE CATALOG 1-800-422-1100

"Thousands of teachers across the US are currently using these materials. If you need ideas for your program call me — With over 25 years in electronics education, I'll be happy to share my experience with you."

— Gary Gibson, President

Gibson Tech Ed, Inc.
TECHNOLOGY YOU CAN BUILD ON

1-800-422-1100

(email:) brad@littlefishcommerce.com — (fax) 1-800-470-1606


www.GibsonTechEd.com

SAME DAY PROTOS

Modem Gerber files before 9 AM EST.
We ship the boards same day.
Multilayers NEXT DAY.

Service:

- Instant Quotes
- Single / Double / Multi-Layers
- SMOBC and LPI
- Thru Hole or SMT
- Nickel and Gold Plating
- Routing / Scored Panels
- Blind and Buried Vias
- Electrical Testing
- Carbon Ink / Peelable Mask
- UL Approved



CHICAGO CIRCUITS CORPORATION

Manufacturer of Printed Circuit Boards

2685 UNITED LANE

ELK GROVE VILLAGE, IL 60007

E-MAIL: sales@chicagocircuits.com

TEL: (847) 238-1623 • FAX: (847) 238-9160

MODEM: (847) 238-1728

DC Adjustable Power Supplies

UPS, 250va to 3 kva, functional and nonfunctionalemail for list

Power Conditioners, Oneac, TLC,
Teal, Sola, various sizesemail for list

BMI, Dranetz, and RPM
Power Quality Monitors\$750 & up

www.powerqualityinc.com
Email:info@powerquality.org

SURPLUS SALE

1,000,000 WALL TRANSFORMERS



3VDC/100MACX099\$0.75
6VDC/100MACS039\$1.45
9VDC/100MACR314\$1.45
12VDC/200MACS033\$0.99
13.5VAC/400MA...CR574\$1.29
24VDC/500MACR174\$3.40

Min 1000/type -- Call for other types

SURPLUS TRADERS

PO Box 276
Albany, VT 05440
Tel: (01) 514-739-9328
Fax: (01) 514-345-8303
http://www.73.com/w

FREE CATALOG!

NEW! SERIAL LED MODULE



- ✓ Bright attractive highly visible display - super efficient
- ✓ Compatible size, mounting with LCD 2x16 display
- ✓ 4 digits (0.56" tall) plus decimal points
- ✓ Customization available
- ✓ Serial RS-232 and PC interface
- ✓ 80mm wide x 38mm high (3.15" x 1.47")
- ✓ Low power - less than an LCD display with backlight
- ✓ Reasonably priced - \$29 in 100's \$43 each in singles
- ✓ Order a few today for your next project

http://www.Trexon.com

email: speff@trexon.com

Trexon Inc. 905-271-4477 Fax: 905-271-9838

MEMORY

72-PIN SIMM	
8x32 (32MB) EDO	\$82.50
16x32 (64MB) EDO	\$132.00
SDRAM PC-100 DIM	
4x64 (32MB)	\$39.00
8x64 (64MB)	\$63.50
16x64 (128MB)	\$126.00
32x64 (256MB)	\$225.00
CACHE/VIDEO KITS UPGRADE	
1MB Video for P.B. 486	\$35.00
1MB Video for P.B. Pentium	\$18.00
128K Cache for P.B. 486	\$18.00
512K Cache for P.B. 486	\$49.00
256K Cache Module/Pentium	\$25.00
SPECIAL CONTROLLER	
AT90S8515-4PC	\$7.00

We also stock EPROMs, CPU, UPGRADE KITS for other name brand computers and printers.

Visit our website for more details or order by calling directly to our toll free 1-800-586-4900

www.lapazelectronics.com

La Paz Electronics International, Ltd.
PO Box 261095 San Diego, CA 92196
Phone (858) 586-7610 Fax (858) 586-1482

CUSTOM PLASTIC PARTS

- MODELS (WOOD AND RESIN), TO EVALUATE YOUR PARTS BEFORE YOU COMMIT TO MANUFACTURE A MOLD.
- MOLD DESIGN AND BUILDING.



- PRODUCTION OF INJECTION MOLDED PARTS. NO ORDER TOO SMALL OR TOO BIG.
- VERY COMPETITIVE ON HIGH LABOR PARTS.

We can also inject your parts on manual low pressure machines for very small runs or prototypes of parts up to 2 oz. At surprisingly low price.

USA Office: V&V Mach. And Equip. Inc.
Tel. (281) 397-8101, Fax. (281) 397-6220.

Please send blue prints or samples to:
Marketing Tech. S.A. Alamo 93, 4 Piso. Sta. Monica,
Tlal. Edo. De Mexico 54040 Tel. 011 (525) 361-3351.
Fax. 011 (525) 361-5996. ATTN: VICTOR M. MENDOZA.

PLEASE VISIT OUR WEBSITE
WWW.VANDYMACHY.COM

SECURETEK

DIRECT FROM MANUFACTURER
"WE WILL BEAT ANY COMPETITOR'S PRICE"

WORLD SMALLEST
WIRELESS VIDEO CAMERA
(BLACK & WHITE OR COLOR)
TRANSMITS VIDEO UP TO 1000FT.

- WE ALSO CARRY:
- COVERT VIDEO CAMERAS
- COVERT SURVEILLANCE PRODUCTS
- CUSTOM MADE VIDEO SYSTEMS
- IN HOUSE ENGINEERING DEPT.

DISTRIBUTOR
PROGRAM
AVAILABLE



CALL FOR CATALOG:
SECURETEK
7152 SW. 47TH ST.
MIAMI, FL 33155
TEL. 305.667.4545
FAX 305.667.1744
www.securetek.net

IC PROGRAMMERS

ADVANTECH EETOOLS NEEDHAM DATA IO BP MICRO
XELTEK SYSTEM GENERAL ICE TECHNOLOGY CHROMA

- 1295 Advantech Labtool-48
- 895 Needham EMP-30
- 869 EETOOL Topmax
- 650 Xeltex SuperPro III
- 629 ICE Tech Micromaster LV
- 469 Xeltex SuperPro F
- 419 Needham EMP-20
- 419 EETOOL Megamax
- 379 Xeltex SuperPro LX
- 299 EETOOL ChipMax
- 279 Xeltex Micromaster II
- 209 Needham EMP-10

Gang Programmers 4 TO 8 Sockets
CALL Advantech Labtool-848 8XGang
1085 EETOOL TopMax W/8XGang
689 Needham SA-20 8X Gang
589 EETOOL MegaMax4G 4XGang

General Device Instruments

Sales 916-393-1655 Fax 916-392-4949
Order Only Toll Free 800-760-3820

WWW.GENERALDEVICE.COM
WWW.LABTOOL.COM



WE CARRY
THE BEST
SELECTION
IN THE
WORLD!

Smart Cards in BASIC

PROGRAM SMART CARDS IN BASIC!
Complete system! Program your own smart card applications in easy to use BASIC!
Smart Card Tool Kit \$79.00

- Security Systems, Time Cards, Emulation, Access Control for Home, Office, Auto, Computers, Robotics Programming, Interface with any application!

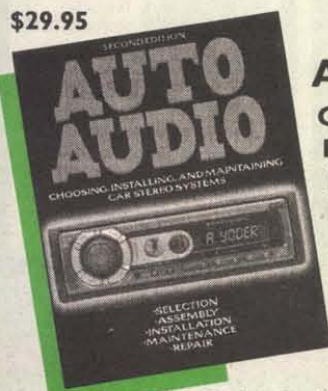
Tool Kit comes complete with:

- CyberMouse SmartCard Reader/Writer
- Developer Software Package
- Documentation on CD-ROM
- Technical manual in printed form
- 3 Blank Smart Cards Ready to Program

VISA • MasterCard • American Express
To Order Call 1-800-773-6698

Send Money orders to: Worldwyde Com,
33523 Eight Mile Rd #A3-261, Livonia, MI 48152
Visit us online **http://www.worldwyde.com**

\$29.95



AUTO AUDIO CHOOSING, INSTALLING, AND MAINTAINING CAR STEREO SYSTEMS

SECOND EDITION

by Andrew Yoder

One of the bestselling car stereo books ever, this is the be-all, end-all guide to maintaining a complete automobile audio system. Whether you're a serious audiophile or tinkerer, and whether your dream is a boombox on wheels, or just a serviceable car stereo system that sounds good, this book has all the answers. In this fully illustrated, break-it-down-to-basics guide, one of America's most popular consumer electronics writers shows you how to:

- Save hundreds of dollars on car and truck audio equipment selection, purchase, installation, upgrade, maintenance, and repair
- Design and install a better-than-professional system customized to your tastes
- Create your own plan or duplicate one of numerous case studies
- Tweak your system for peak performance
- Avoid mistakes and discover solutions with real-life stories
- Simplify finding and correcting problems with an indispensable troubleshooting guide

CAR STEREO SPEAKER PROJECTS ILLUSTRATED 20 COMPLETE PROJECTS FOR EVERY TYPE OF VEHICLE

by Dan Ferguson

Want to almost phone in ultimate, high-end, custom auto speakers? Talk about simple — this heavily illustrated, step-by-step guide puts leading-edge auto speakers within anyone's grasp. Speakers are, of course, the pivotal ingredient in any sound system, and this book makes it possible for you to create the ultimate custom sound to enhance your ride. Written by Dan Ferguson, the author of two previous books and many articles on speaker-building, this clear, complete guide removes the confusion from building your own auto speakers, while adding more fun. This book helps you:

- Plan the ultimate speaker system for your particular vehicle
- Design, build, and install speakers that put recording-studio-quality sound on the road
- Save serious bucks on custom car speakers
- Follow fully illustrated step-by-step instructions at every stage of the project
- Learn where to get high-end tools and parts
- Sit back with pride and enjoy fantastic sound while driving
- Even create your own custom, personalized speaker faceplates!



\$29.95

For more great titles, check out the Nuts & Volts Book Store
ad on page 50! Plus, find out how you can get a 10% discount!

2.4 GHz Wireless Transmitter & Receiver



\$89-\$159
per pair

- Microwave 2.3 GHz to 2.5 GHz
- **NEW!!** 8 Channel Version
- Audio, Video (NTSC + PAL)
- Frequency Development Kit Available

MATCO

OEM Sales 630-350-0299
General Sales 847-605-1020
www.mat-co.com

Build Your Electronics Library At A Price You Can Afford!

Check out the Great Deals at the Nuts & Volts Bookstore!!

(See ad page 50.)

As a paid subscriber, you'll get 10% off the listed price!!



MC2000-074
Vesta Technology
www.vestatech.com

8k or 32k EPROM
22 DIO / 5 A/D \$59 @ 1
2 x RS232- \$39 @ 1000
RTC \$189 DevKit
Timers w/ Basic,
Interrupts LCD, Keypad,
Battery pack
and Carrier board

Fast, compiled Basic w/IDE
easy I/O & resident debug

(303) 422-8088

**SWITCHES — LEDs — MOTORS —
SPEAKERS — POWER SUPPLIES —
CONVERTERS — CHEMICALS — WIRE —
OTHER ELECTRONIC PARTS — All types —
All sizes — Commercial to Spec Grade**

Full Size Toggle Switch, 1/2" Dia., as low as 36¢
Mini Toggle Switch, 1/4" Dia., as low as 30¢
Sub-Mini Toggle Switch, 1/8" Dia., as low as 32¢
Rocker Switches, as low as 20¢
Push Button Switch, 1/4" Dia., as low as 29¢
Surplus Small and Mini Motors, as low as 50¢
Mini Speakers, as low as \$1.00
3mm LED — Red, Green, Yellow, as low as 15¢
5mm LED — Red, Green, Yellow, as low as 15¢

Let us quote on your specific LED needs

AC-DC Converters, 7 outputs, 1000 mA \$4.00

Chemicals, see catalog

WIRE: Hook-Up, Lead, Speaker & Telephone

CALL OR FAX FOR QUOTES

OR CATALOG

DEMARE ELECTRONICS

P.O. Box 7215, Algonquin, IL 60102

Toll Free 877-655-6433

Fax 847-854-4434

Got Dial Tone?

Telecom Hardware/Software Developers
STOP using your phone lines to test and demonstrate
your telecom devices. Our affordable telephone line
simulators offer authentic USA dial tone, busy signals
and ringing. Supports high speed analog modems too!



RING-IT! TELCO SIMULATOR
• Caller-ID
• LED display
• Audio Output Jack
• Real 20Hz Ring
• \$325 (\$169.95 kit avail)

PARTY-LINE TELCO SIMULATOR
• Six Extensions
• Caller-ID
• Distinctive Ringing
• CPC Disconnect
• \$425 (\$199.95 kit avail)



Digital Products COMPANY

134 Windstar Circle
Folsom, CA 95630 USA
Tel: 916-985-7219
Fax: 916-985-8460

http://www.digitalproductsco.com

PRINT to VIDEO!

Tiny BOB-II module superimposes up to
308 characters on NTSC/PAL video or
generates video automatically. Fast
2.4-19.2kbps RS-232 serial interface.
Simple to control; like a printer. Many
powerful applications:

Home Automation - MATV
Video Inspection & Testing
Surveillance - CCTV - ATV
Remotely Piloted Vehicles
Gaming - Racing - Sports
Process/Experiment Monitor
Robotics - Electronic Signs

BOB-II-NTSC only \$79.95



DECADE ENGINEERING

5504 ValView Dr. SE, Turner, OR 97382

Tel: 503.743.3194 Fax: 503.743.2095

Information & Ordering: www.decadenet.com

GetToner.com

Ink Jets - Toners - Fax Ribbons

Guaranteed Lowest Prices on
Compatibles or We'll Match the
Price and Give you 10% Additional
Compatibles for:

- HP • Lexmark
- Canon • Brother
- Epson • Apple
- and MORE

FREE SHIPPING • NO MINIMUM

www.GetToner.com
1-800-933-8211

Press-n-Peel Transfer Film

PC Boards in Minutes

8.5" x 11" Shts.
• Or Photocopy
• Use standard
household iron

1. LaserPrint*
2. Press On**
3. Peel Off
4. Etch



Use Standard Copper Clad Board
20 Shts \$30/ 40 Shts \$50/ 100 Shts \$100
Visa/MC/PO/CK/MO \$4 S&H/Foreign Add \$7

Techniks Inc.

P.O. Box 463, Ringoes NJ 08551

ph. 908.788.8249 fax 908.788.8837

www.techniks.com

Visit Our E-Store On-Line!

PC BOARD SERVICES

PCB Design Layout
Thru Hole
SMT

PCB FABRICATION

In-house Prototypes
Single and Double Side
Plate Thru Hole


ASSEMBLY

Thru Hole
Small Project Specialists

Serving Engineers and Hobbyists
for 16 Years

MIDLAND TECHNOLOGIES
800-726-8871 Voice
406-586-0300 FAX

New! ActiveWire™ USB Simple USB Interface



- Internet Browser Script-able
- 24 MHz CPU core with USB
- Firmware downloadable via USB
- 16 bit parallel I/O
- Expandable add-on boards
- New firmware and scripts available from website

\$59 plus shipping

ActiveWire, Inc.

www.activewireinc.com

ph(650) 493-8700 fx(650) 493-2200

QUALITY KITS

#1 Source for Electronic Kits

Great selection of Hi-Fi AUDIO Kits,
PSUs, Transmitters, Oscilloscopes,
PIC Programmers, and much more.

Toll Free Order Line:

1-888-464-5487

Secure On-Line Ordering

www.qkits.com

Call 613-544-6333 for free catalog

North American Kit Distributor

49 McMichael St., Kingston, ON

K7M 1M8, CANADA

RS485/422/232/TTL



ASC24T \$45
Converters
Repeaters
Fiber Optics
Digital I/O
Multidrop RS232
Custom Units
Auto TX Enable

Extensive Interface Product Line

RS232 "Extension Cords"

Up to 115.2 Kbps, 4000 ft.++

Large Multidrop Networks.

Isolated Units. Smart Units.

Remote Relay "Extension Cords"

Call the RS485 Wizards at:

(513) 874-4796

RES R.E.Smith

www.rs485.com

Fast / Economical / Easy CIRCUIT BOARDS

As-Low-As **\$80.00** Per Lot



- Next Day Delivery
- 2-Sided, plated thru
- Order over the Internet

For Complete Details and
Instructions Log on:

www.pcbexpress.com



13626 South Freeman Rd., Mulino, OR 97042
(503) 829-9108 Fax (503) 829-5482

\$209.95 plus \$8.50 S&H 5.6" COLOR LCD TFT NTSC VIDEO MODULE



screen area 4.5" x 3.3" Resolution is 960 (hor.)
x 234 (ver.) = 224,640

Miller Engineering, P.O. Box 282,
New Canaan, CT 06840-0282
Tel. (203) 595-0619 Fax (203) 322-6116
www.microstru.com/lcd.html

Visa/MC accepted, personal checks must clear first

Cable TV Remotes Blow-Out Sale

We carry all models

10pc.	50pc.	100pc.
\$3.75	\$3.50	\$3.25

300pc.	500pc.	1kpc.
\$3.00	\$2.75	\$2.50

Rebellion-3 125ch. Converter

12pc.	50pc.	100pc.
\$50.00	\$48.00	\$46.00

Globaltech 1-(800)-582-5116

View Our On-Line Display Catalog at:

www.globaltechdistributors.com

SURVEILLANCE

UHF TRANSMITTERS

- ROOM Battery & Mains • TELEPHONE
- RECEIVERS • TELEPHONE RECORDER
- VEHICLE TRACKING SYSTEM

DISPLAYS ON WEB SITE PRICE SURVEILLANCE

P.O. BOX 6856, TALLAGH,
DUBLIN 24, IRELAND

Tel: +353-1-451-7653

Fax: +353-1-451-7706

E-Mail: crystal@pricesurveillance.com

www.PRICESURVEILLANCE.com

PCB EXPRESS, INC.

"PROTOTYPE TO PRODUCTION"

S/SIDED: 5-days, 10 Pcs. \$275.00
 D/SIDED: 5-days, 5 Pcs. \$300.00
 D/SIDED: 5-days, 10 Pcs. \$350.00
 4-LAYERS: 5-days, 5 Pcs. \$750.00
 4-LAYERS: 7-days, 10 Pcs. \$850.00
 6-LAYERS: 5-days, 5 Pcs. \$950.00
 6-LAYERS: 7-days, 10 Pcs. \$1,175.00
 (Up to 30 sq. inch each, includes Tooling)

"SERVICES" - UL Approved
 SMOBC, LP1 mask & Legend
 Photoplotting, Electrical Testing
 Thru hole/SMT, Gold/Nickel Plating
 Routing and Scored Panel, Instant Quotes

PH: (888) 427-2920, Fax (847) 427-1949

E-Mail: cir1920@aol.com

LOWEST COST & FAST DELIVERY

VIDEO PRODUCTS



CNL-100 \$49 BX-120-P \$59 SX-800 \$79

- 430 TV Lines Resolution
- 9-14 VDC Operation
- Infrared Sensitive
- SX-800 has Audio Output
- A-300 Camera Enclosure also available

MATCO, INC.

Schaumburg, IL
 1-800-719-9605 • 1-847-619-0852 FAX
 E-Mail - info@mat-co.com
 Website - www.mat-co.com

10&14 Hour Telephone

Recorders Starting at \$69



Times based on a 180 taps
 14 Hour \$89-S/H
 120 Tape included!

Automatically starts recording when the phone is picked up and stops when you hang up. Records both sides of the conversation!
 Printed catalog \$3 (free with order)

Visit our Online Catalog

www.mscelectronics.com

MSC Electronics

PO BOX 461 Jessup, MD 20794

(301) 497-1600

FAX (301) 497-1925

No Checks • US & Canada Only

EPS EPROMS AS LOW AS 25¢

27C256	27C040	27C1024	87C51
27C512	27C400	28F010	87S1
2732A	27C4096	28F020	87S5
27C32	574000	28F040	MC88HC70
27C128	574200	8749H	5C8A
27C64	27C402	8748H	PIC16C56
2718	27C020	8741	PIC16C54
2708	27C210	8742	PIC16C622
27C512-90	27C010	8744	GAL16V8
			GAL22V10

STATIC RAM PROCESSOR

HM628128	8255
62256	8254
6264	80C31
6116	

- Many more parts in stock
- All major brands
- All guaranteed

E-Mail: eproms@aol.com

TEL: (818) 774-9444 • FAX: (818) 774-0822

WE BUY EXCESS INVENTORY

FREE SAMPLE COPY! ANTIQUE RADIO CLASSIFIED

Antique Radio's Leading Monthly Magazine

Articles - Classifieds - Ads for Parts & Services. Also: Ham Equip. - Books - Telegraph - 40's, 50's & 60's Radios - Early TV - Auction Reports & more...

1-Year: \$39.49 (\$57.95 by 1st Class)
 6-Month Trial - \$19.95. Foreign - Write.

A.R.C., P.O. Box 802-G23
 Carlisle, MA 01741

Call: 978-371-0512 - Fax: 978-371-7129
 Web: www.antiqueradio.com

SINGLE SIDED PCB'S DOUBLE SIDED PCB'S

9¢ 14¢

* 9¢ PER SQUIN, \$100 SET UP, SMOBC, ONE OUNCE COPPER, PC 75, 1/16", ONE SOLDER MASK AND ONE SILK SCREEN. PHOTO PLOT \$50.
 * 14¢ PER SQUIN, \$150 SET UP, PTH, ONE OUNCE COPPER, FR4 1/16", TWO SOLDER MASK AND ONE SILK SCREEN. PHOTO PLOT \$75.

LOWEST PRICE IN THE INDUSTRY FOR PROTOTYPES DELIVERED IN 5 WORKING DAYS.

PLEASE VISIT OUR WEB SITE FOR MORE INFORMATION AND OTHER PRICE EXCEPTIONS WWW.VANDVMACHY.COM

V&V MACHY & EQUIP. INC.

V&V MACHY AND EQUIP. INC. (HOUSTON TX. OFFICE) PH. (281) 397 8101 FAX (281) 397 6220
 MARKETING TECH. S.A. (MEXICO PLANT) PH. 011 525 3613351, FAX 011 525 3615996

PIC MICRO TOOLS

PROGRAM PIC'S IN BASIC!

B2 compatible Plus can be used within MPLAB IDE. Includes FREE Proto board! Pic n' Basic Pro Compiler \$129.00

ALLPIC Plus Programmer
 Program PIC - Scenix - Atmel
 Serial EEPROMS Only \$99.00

PIC & Scenix Prototyping Boards
 New design makes it easier to prototype PIC & Scenix micros than any other prototyping boards! Starting at \$9.95

New! Experimenter - Lab Board
 Several models available! Built in Graphics LCD, Servos, Button Matrix, EEPROM, Solderless Bread Boards. From Beginners to Professionals! PIC & Scenix! Kits Starting at \$49.95

VISA • MasterCard • American Express

To Order Call 1-800-773-6698

Send Money orders to: Worldwyde.Com,

33523 Eight Mile Rd #A3-261, Livonia, MI 48152

Visit us online http://www.worldwyde.com

ASSEMBLY & ENGINEERING

Producible designs since 1970

Contract Engineering

Embedded Microprocessors
 PCB Layout and Packaging Design
 Analog Including RF to 1 GHz
 Instrumentation
 A/D and D/A

Contract Assembly

High-Speed Fuji Surface Mount
 Through hole
 Turn-key or Kit
 Run sizes one through thousands
 Test and burn-in available

Bilocon Corp.
 800-736-5927
 425-353-2276
 www.bilocon.com

Stereo Microscopes
 Surface mount Assy. & inspection.
 All sizes of PC boards & instruments
 Photo & Video adapters for many.
 New with 5 year warranty.
 Catalog available.



Seabird Technical Ph 650/ 367-8320

3580 Haven Avenue
 Redwood City, CA 94063
 Jllittle@netwizards.net

CONTROL • MEASURE • INPUT

MODEL 40-\$109

- RS-232 Interface
- 28 lines digital I/O
- Eight analog inputs
- PWM output
- Three stepper ports

MODEL 100-\$279

- 12-bit 100KHz A/D • Four analog outputs
- Three timer counters • 24 digital I/O



PRAIRIE DIGITAL, INC.

920 SEVENTEENTH ST., INDUSTRIAL PARK
 PRAIRIE DU SAC, WI 53578
 TEL: (608) 643-8599 • FAX: (608) 643-6754



TOGGLE SWITCH SUPERMARKET WHOLESALE PRICES

FERTIK'S

5400 ELLA ST., PHILA., PA 19120

LARGE VARIETY • FREE LIST

PH/FAX **215-455-2121**

CABLE CONVERTS

TV86/3 86/CH TV86/3V/A

TRIVISON 550/3 \$37.95

VIEW MASTER 2600

125 CHANNEL UNITS

TRI 860/3 10 LOT \$49.95

TRI 860/3V/A 10 LOT \$59.95

V/MASTER 3800/3V/A

FOSS WAREHOUSE DIS

289 SCHENCK ST

N TONAWANDA NY 14120

800-473-0506

800-488-0525 FAX

716-694-6400 716-693-4322 FAX

E/M FOSS@BUFFNET.NET

WEB PAGE: WWW.FOSSW.COM

NO DISCRAMBERS ONLY CABLE CONVERTS

GPS Units from

Communications Surplus

Trimble SVeeSix-CM3

6 Chan Differential Module &

Magnet Mt. Antenna \$49.95

Rockwell MicroTracker LP

5 Chan NMEA Differential OEM

Module \$59.95

Call 713-526-8000 Or

1-877-878-6GPS Or Fax 713-522-6309

Email @ commsurplus@ev1.net

or www.commsurplus.com

DEGREE ON A DISK!

EM FORMULARY

500+ formulas, conversions,

and tables. Electronics,

science, math. Practical,

educational, and easy to use.

Internet Special \$19.95 +

tax/ship. Order online, more

info and sample screen at

our web site.

ELECTRO SCIENCE APPLICATIONS

(562) 989-1190

www.esap.com

SMARTCARD

DEVELOPMENT KIT

INCLUDES: UNIVERSAL

PROGRAMMER, POWER

SUPPLY, DB9 CABLE

DEVELOPMENT SOFTWARE,

4 BLANK BASIC SMARTCARDS.

KIT \$200.00 + SHIPPING

EXTRA CARDS \$20.00 EACH

OR 8/\$100.00

SOFTWARE INCLUDED.

POSSIBLE APPLICATIONS INCLUDE:

IDS, COMPUTER SECURITY, SECURE

DATA, MEDICAL RECORDS, ETC.

NOT FOR USE WITH DSS TV


Call TONY at

WIZARD ENGINEERING

1-419-385-3100

ADVERTISER INDEX

Abacom Technologies	54	Matrix Multimedia	84
ActiveWire, Inc.	78	Metric Equipment Sales, Inc.	84
Advanced Transdata Corporation	36, 59	microEngineering Labs	66
All Electronics Corporation	85	Micromint	21
Allison Technology Corporation	83	Midland Technologies	78
Alltronics	57	Milestone Products	74
Andromeda Research	92	Miller Engineering	78
Antique Radio Classified	79	Motron	56
Baylin Publications	71	Mouser Electronics	13
Bilcocon Corp.	79	Mr. Nicd	67
Bitz Technology	74	MSC Electronics	79
BNC/Telulex Div.	23	MVS	19
C & S Sales, Inc.	27	Netcom	11
C and H Sales Company	15	Parallax, Inc.	9, Back Cover
Carl's Electronics	67	PCB Express, Inc.	79
CEI Cable Wholesalers	26	Picard Industries	10
Chicago Circuits Corporation	76	Pioneer Hill Software	84
Circuit Etching Technics	20	Polaris Industries	7
Circuit Specialists, Inc.	94	Power Quality, Inc.	77
Communications Surplus	79	Prairie Digital, Inc.	79
Corporate Systems Center	2, 95	Price Surveillance	78
Cunard Associates	40	Pulsar, Inc.	22
Decade Engineering	78	Quality Kits	78
Demar Electronics	78	Ramsey Electronics, Inc.	42
DesignNotes.com	18	Ray's Robotic Racers	41
Digital Products Company	78	R.E. Smith	78
Earth Computer Technologies	61	Resources Un-Ltd.	31
ECD	78	Roger's Systems Specialist	86
EDS	58	Saelig Company	24
E.H. Yost & Co.	67	Sam's Electronics	64
Electro Mavin	18	Scott Edwards Electronics, Inc.	83
Electro Science Applications	79	Seabird Technical	79
Electronix Corp.	56	Securetek	77
Electronix Express	41	Shreve Systems	17
EMAC, Inc.	40	Skycraft Parts & Surplus, Inc.	40
ExpressPCB	64	Square 1 Electronics	21
EPS	79	SuperCircuits	26
Fertik's	79	Surplus Traders	77
Foss Warehouse Distributors	79	Techniks, Inc.	78
Fusion Electronic Security	87	Technological Arts	22
Gateway Electronics, Inc.	60	Teklab, Inc.	72
General Device Instruments	77	Ten-Tec Inc.	8
GetToner.com	78	Test Equipment Connection	61
Gibson Tech Ed Inc.	76	The End Connection	79
Globaltech Distributors	78	The RF Connection	66
Halted Specialties Co.	3	Timeless Products	52
H.T. Orr Computer Supplies	61	Timeline	59
Information Unlimited	63	Trexon, Inc.	77
Inkjet Southwest	62	Unicorn Electronics	64
Intronics, Inc.	20	USI Corp.	40
Intuitive Circuits LLC	10	V&V Mach. & Equipment, Inc.	77, 79
J-Works, Inc.	14	Velleman	37
La Paz Electronics International	77	Vesta Technology, Inc.	78
Lemos International Co., Inc.	13	Viking Systems International	14
Levy Latham	41	Visitect, Inc.	58
Linear Systems	13	Weeder Technologies	19
Lynxmotion, Inc.	92	Western Test Systems	38-39
M2L Electronics	59	Worldwyde	77, 79
Matco, Inc.	78-79		



Got
something
to sell?

Try the classifieds!!

TYPE or PRINT your **ELECTRONICALLY RELATED** ad copy **CLEARLY** (not all caps) on a separate piece of paper. Spell out words when submitting handwritten copy. Calculate the number of words and multiply it by the appropriate rate (see RATE PER WORD section). Include any charges for bold and/or CAPPED words, any artwork costs that would be applicable, and/or costs for boxing your ad (explained below). Choose the appropriate classification for your ad(s) to appear in (see below). If no classification is indicated, it will be placed in Misc. Electronics or wherever we deem most suitable. **Enclose your name, address, phone number, and Nuts & Volts account number from your mailing label** (if available) for identification purposes. Include full payment — **CLASSIFIEDS RUN ON A PRE-PAID BASIS ONLY** — and mail your completed order to:
NUTS & VOLTS MAGAZINE, 430 Princland Ct., Corona, CA 92879.

RATE PER WORD

The ad rate for current **PAID** subscribers is **60¢** per word. All others pay **\$1.20** per word. There is a **\$9.00** minimum charge per ad per insertion.

WORDS IN BOLD AND/OR ALL CAPS

Words to be set in bold or CAPS are each **10¢** extra PER WORD. **BOLD CAPS** are **20¢** extra per word. The first two words of each ad are bold capped at no charge. Indicate bold words by underlining. Words normally written in caps (e.g., IBM) and accepted abbreviations such as VAC or MHz are NOT charged as all cap words. Use a two-letter abbreviation for states.

PHOTOS, DRAWINGS, AND BOXES

A photo or drawing may be run at the top of your classified ad for an additional **\$10.00** (1" depth max.) for camera-ready art. No wording is allowed in this area. To **BOX** your ad, include an additional **\$50.00** for copy-only ads, or **\$75.00** for ads with art or photos.

FAXING IN AD COPY

You may fax in ad copy or changes before the closing date (5:00pm on the **5th**) at 909-371-3052 using MasterCard or Visa. Include credit card expiration date, the name that appears on the card, a daytime phone number, and your Nuts & Volts account number. Ads without credit card information will not be listed as received until payment is received in full. **WE DO NOT CALL OR FAX BACK VERIFICATION OR QUOTES OF FAXED-IN ADS.** For verification of faxed-in ads, please call 909-371-8497.

DEADLINE

Prepaid ads received by 5:00pm on the **closing date (5th of the month)** will appear in the following month's issue. Ads postmarked through the **5th**, but received after the closing date, will be placed in the next available issue. No cancellations or changes after the 5th. Cancellations and changes must be submitted in writing.

IMPORTANT INFORMATION

All classified ads are running copy only. No special positioning, centering, dot leaders, extra space, etc. is allowed. All advertising in Nuts & Volts is limited to **electronically related items ONLY**. All ads are subject to approval by the publisher. We reserve the right to reject or edit any ad submitted. We do not take ad copy or changes over the phone. We do not bill for classified ads. Repeat ads or ads run in multiple classifications within the same issue are allowed. Paid subscribers may run ads at the **60¢** rate only through their subscription expiration date. **NO REFUNDS.** Credit only. No credit for typesetting errors will be issued unless you clearly print or type your ad copy.

Choose a category for your ad from the classifications listed below.

- | | |
|----------------------------------|---------------------------------|
| 10. Ham Gear For Sale | 120. Components |
| 20. Ham Gear Wanted | 125. Microcontrollers |
| 30. CB/Scanners | 130. Antique Electronics |
| 40. Music & Accessories | 135. Aviation Electronics |
| 50. Computer Hardware | 140. Publications |
| 60. Computer Software | 145. Robotics |
| 70. Computer Equipment Wanted | 150. Plans/Kits/Schematics |
| 80. Test Equipment | 155. Manuals/Schematics Wanted |
| 85. Security | 160. Misc. Electronics For Sale |
| 90. Satellite Equipment | 170. Misc. Electronics Wanted |
| 95. Military Surplus Electronics | 175. BBS & Online Services |
| 100. Audio/Video/Lasers | 180. Education |
| 110. Cable TV | 190. Business Opportunities |
| 115. Telephone/Fax | 200. Repairs/Service |

Product/Category INDEX

Find what
you need
FAST

AMATEUR RADIO & TV

Alltronics	57
Communications Surplus	79
Decade Engineering	78
Gateway Electronics, Inc.	60
Gibson Tech Ed Inc.	76
Lemos International Co., Inc.	13
Motron	56
Ramsey Electronics, Inc.	42
The RF Connection	66
Ten-Tec Inc.	8

ASSEMBLY SERVICES

Bilocon Corp.	79
---------------	----

BATTERIES/CHARGERS

Cunard Associates	40
E.H. Yost & Co.	67
Globaltech Distributors	78
Mr. NiCd	67
Power Quality, Inc.	77

BUSINESS OPPORTUNITIES

BUYING ELECTRONIC SURPLUS

C and H Sales Company	15
Earth Computer Technologies	61
Metric Equipment Sales, Inc.	84
Roger's Systems Specialist	86
Skycraft Parts & Surplus, Inc.	40
Timeline	59

CABLE TV

CEI Cable Wholesalers	26
Foss Warehouse Distributors	79
Sam's Electronics	64
Timeless Products	52
Worldwide	77, 79

CB/SCANNERS

USI Corp.	40
-----------	----

CCD CAMERAS/VIDEO

Circuit Specialists, Inc.	94
Decade Engineering	78
Fusion Electronic Security	87
Matco, Inc.	78-79
MSC Electronics	79
Polaris Industries	7
Ramsey Electronics, Inc.	42
Resources Un-Ltd.	31
Seabird Technical	79
Securetek	77
SuperCircuits	26
Timeline	59
USI Corp.	40

CIRCUIT BOARDS

Chicago Circuits Corporations	76
Cunard Associates	40
ECD	78
ExpressPCB	64
PCB Express, Inc.	79
Pulsar, Inc.	22
V&V Mach. & Equipment, Inc.	77, 79

COMPONENTS

Chicago Circuits Corporation	76
------------------------------	----

Communications Surplus	79
Circuit Etching Technics	20
ECD	78
Electronix Express	41
EPS	79
Fertik's	79
La Paz Electronics International	77
Linear Systems	13
Pulsar, Inc.	22
Skycraft Parts & Surplus, Inc.	40
Unicom Electronics	64
Visitec, Inc.	58

COMPUTER

Hardware

ActiveWire, Inc.	78
Allison Technology Corp.	83
Corporate Systems Center	2, 95
Earth Computer Technologies	61
Electro Mavin	18
General Device Instruments	77
Halted Specialties Co.	3
La Paz Electronics International	77
Roger's Systems Specialist	86
Shreve Systems	17
Techniks, Inc.	78
The End Connection	79

Software

Electro Science Applications	79
Electronix Corp.	56
Globaltech Distributors	78
Matrix Multimedia	84
Pioneer Hill Software	84

Microcontrollers / I/O Boards

Abacom Technologies	54
Advanced Transdata Corporation	36, 59
EMAC, Inc.	40
Intuitive Circuits LLC	10
La Paz Electronics International	77
microEngineering Labs	66
Micromint	21
MVS	19
Parallax, Inc.	Back Cover
Prairie Digital, Inc.	79
Ray's Robotic Racers	41
R.E. Smith	78
Scott Edwards Electronics, Inc.	83
Square 1 Electronics	21
Technological Arts	22
Trexon, Inc.	77
Vesta Technology, Inc.	78
Worldwide	77, 79

Printers/Printer Supplies

GetToner.com	78
H.T. Orr Computer Supplies	61
Inkjet Southwest	62

DESIGN/ENGINEERING SERVICES

Bilicon Corp.	79
Chicago Circuits Corp.	76
DesignNotes.com	18
Electro Science Applications	79
ExpressPCB	64
Midland Technologies	78
Prairie Digital, Inc.	79
Pulsar, Inc.	22
V&V Mach. & Equipment, Inc.	77, 79

EDUCATION

EMAC, Inc.	40
Gibson Tech Ed Inc.	76
Matrix Multimedia	84

EVENTS/SHOWS

KITS

Alltronics	57
C & S Sales, Inc.	27
Digital Products Company	78
Earth Computer Technologies	61
Electronix Express	41
EMAC, Inc.	40
Gateway Electronics, Inc.	60
Gibson Tech Ed Inc.	76
Information Unlimited	63
Inkjet Southwest	62
Miller Engineering	78
Quality Kits	78
Ramsey Electronics, Inc.	42
Scott Edwards Electronics, Inc.	83
Ten-Tec Inc.	8
USI Corp.	40
Velleman	37
Weeder Technologies	19
Worldwide	77, 79

LASERS

Information Unlimited	63
Resources Un-Ltd.	31
Unicom Electronics	64

MISC./SURPLUS

All Electronics Corporation	85
C and H Sales Company	15
Communications Surplus	79
Demar Electronics	78
EPS	79
Gateway Electronics, Inc.	60
GetToner.com	78
Halted Specialties Co.	3
Levy Latham	41
Linear Systems	13
PCB Express, Inc.	79
Picard Industries	10
Power Quality, Inc.	77
Resources Un-Ltd.	31
Shreve Systems	17
Skycraft Parts & Surplus, Inc.	40
Surplus Traders	77
Timeline	59
Unicom Electronics	64
Viking Systems International	14
Visitec, Inc.	58
Weeder Technologies	19

PROGRAMMERS

Advanced Transdata Corporation	36, 59
Andromeda Research	92
General Device Instruments	77
Intronics, Inc.	20
M2L Electronics	59
microEngineering Labs	66
Worldwide	77, 79

PUBLICATIONS

Antique Radio Classified	79
Baylin Publications	71
Mouser Electronics	13
Netcom	11
Square 1 Electronics	21

RF TRANSMITTERS/RECEIVERS

Abacom Technologies	54
Matco, Inc.	78-79
Securetek	78

ROBOTICS

Lemos International Co., Inc.	13
-------------------------------	----

Lynxmotion, Inc.	92
SuperCircuits	26

SATELLITE

Baylin Publications	71
Worldwide	77, 79

SECURITY

Bitz Technology	74
Decade Engineering	78
Fusion Electronic Security	87
Information Unlimited	63
Lemos International Co., Inc.	13
Matco, Inc.	78-79
Motron	56
MSC Electronics	79
Polaris Industries	7
Price Surveillance	78
Securetek	77
SuperCircuits	26
Visitec, Inc.	58

SOLAR EQUIPMENT

STEPPER MOTORS

Alltronics	57
------------	----

TELEPHONE

Bilicon Corp.	79
BNC/Telulex Div.	23
Carl's Electronics	67
Digital Products Company	78
Globaltech Distributors	78
Weeder Technologies	19

TEST EQUIPMENT

Allison Technology Corp.	83
BNC/Telulex Div.	23
C & S Sales, Inc.	27
C and H Sales Company	15
Circuit Specialists, Inc.	94
DesignNotes.com	18
Digital Products Company	78
EDS	42
Intronics, Inc.	47
J-Works, Inc.	59
Levy Latham	81
Metric Equipment Sales, Inc.	46
Pioneer Hill Software	46
Power Quality, Inc.	78
Prairie Digital, Inc.	79
Price Surveillance	78
Saelig Company	24
Seabird Technical	79
Teklab, Inc.	72
Test Equipment Connection	61
Western Test Systems	38-39
Worldwide	77, 79

TOOLS

Advanced Transdata Corporation	36, 59
C & S Sales, Inc.	27
The RF Connection	66

WIRE/CABLE & CONNECTORS

Roger's Systems Specialist	86
The RF Connection	66

control that is very easy to use. An optional steering wheel mounted remote control is available to operate both the navigation system and a Blaupunkt car audio system.

Blaupunkt's TravelPilot technology has been proven in over 300,000 car navigation systems already sold by Blaupunkt and under license by several of the world's most respected auto makers.

The new DX-N is both flexible and expandable. With optional interface modules, it can be connected to on-board VCRs, DVD players, and video games. Additional video displays can also be mounted for viewing maps or video by rear seat passengers. [The ultimate accessory for the back seat driver.]

Like all TravelPilot systems, the DX-N uses a clear, pleasant-sounding voice to provide precise turn-by-turn directions to the driver over the car audio system. The video display supplements the voice guidance system by displaying directional symbols, a moving-map display, and additional information like estimated time of arrival, and distance to next turn. It is also used to display set-up and system functions.

Destinations can be entered for a town center, street address, or intersection, or selected from a large list of points of interest, such as gas stations, restaurants, airports, hospitals, parks, theaters, shopping centers, etc. In addition to programming a single destination, the driver can program "tours" of multiple destinations — perfect for a salesperson. When faced with traffic or road work, the driver can press the "congestion" button, and the DX-N will suggest an alternate route.

The Blaupunkt TravelPilot DX-N uses an advanced 32-bit RISC processor for fast access speeds, rapid route calculation, and outstanding graphics display. Its navigation resources include an integrated eight-channel GPS receiver, directional gyroscope, and speed sensor input. With map matching plus the speed and gyro inputs, the system is accurate to within 15 feet. It allows the DX-N TravelPilot system to continue navigating when GPS satellites are blocked by buildings, terrain, or trees, and to negotiate closely spaced turns without getting confused.

The route guidance software considers the type of road and probable speeds in planning a route. The driver can choose the fastest or the shortest route, and select a stopover point. The driver can also effect the route selection by noting known blockages. Points of interest can be selected by name, by category, or by distance from either the current location or from the current destination. For example: 'find the nearest restaurant,' or 'find a restaurant near the destination.'

The Blaupunkt TravelPilot DX-N has a suggested retail price of \$1,999.00. Maps and travel data for the entire US are provided on nine regional CD-ROMs which cost \$229.95 each.

About Blaupunkt

Blaupunkt, the mobile electronics division of The Robert Bosch Corporation, designs and manufactures high-quality and high-performance car audio and navigation products for sale worldwide. For Blaupunkt dealer locations and product information, call **(800) 950-BLAU** [2528] or visit the company's web site at www.blaupunkt.com.

Print Visual Basic Source in Color and Export It to Word Processors

Jn-Software has released VBCodePrint v. 6.13, a Microsoft Visual Basic add-in that saves system development and maintenance time and money by enhancing

source code printing. VBCodePrint's main window is a dockable floating toolbar that integrates fully with Visual Basic, and can be used to set options, preview source code, print it without previewing, export the formatted output to Rich Text Format (RTF) ready to be incorporated into word processors, or view the help file.

VBCodePrint's color-coded printing lets users specify the font attributes and colors for comments, identifiers, keywords, line numbers, strings, procedure headings, and page headers and footers. This color coding, combined with source code indenting and line numbering, make it quicker and easier for software developers to write and maintain Visual Basic programs.

Using an Explorer-like selection control, you can print any combination of procedures, components, and projects. These selections can be saved and restored for later printing. The program's WYSIWYG preview screens let you look at the formatted source code with unlimited zooming, multi-page thumbnails, and side-by-side page previews.

Users have total control over page layout, including paper source, orientation, borders, margins, headers, and footers. You can even print in multiple columns. Line spacing can be set to .5, single, 1.5, or double-spacing. With the proper printer drivers, the output can be scaled, and print quality can be adjusted from draft through high quality.

Contract programmers can reduce clients' maintenance costs by using these more informative printouts, and they can reduce clients' down-time by being more speedy when responding to service calls. Companies with in-house programming staffs can save training time because the easy-to-read printouts make it easier to get a new maintenance programmer up to speed. Cross-training becomes simpler and less costly, and communications between programmers and system analysts are facilitated.

VBCodePrint requires Visual Basic 6, costs \$25.00 (US), and may be purchased securely online at www.jn-software.com. Earlier versions of VBCodePrint, supporting earlier versions of Visual Basic, are available. VBCodePrint and SQLPrint may be purchased together for \$39.00 (US). You can download a fully-functional, 30-day trial version of either program from the same web site. For more information, contact

Jn-Software

PO Box 3139

Wokingham, Berkshire, RG41 2FZ England.

Phone: **+44 118 9780421**

Fax: **+44 118 9780421**

E-mail: jnahil@jn-software.com

Internet: www.jn-software.com

Links to sample screen shots, as well as a preview of the VBCodePrint output, are located on

www.jn-software.com/

About Jn-Software

UK-based Jn-Software specializes in marketing development tools that increase the productivity of Microsoft Visual Basic and SQL Server developers. In addition to VBCodePrint, Jn-Software offers SQLPrint, a Windows development tool that makes it easy to produce professional looking documents for Microsoft SQL Server dictionary objects. Later this year, Jn-Software will release VBAPrint, a program that offers the same functionality as VBCodePrint for programmers who develop applications using VBA in Microsoft Office2000.

specified.

The amplifier in Figure 3b is very interesting. The Darlington input stage has a reasonable current (10mA) through Q2, and the emitter follower configuration has negative feedback to reduce distortion. The second stage (Q3), however, is a disaster. First, its bias current is one-tenth that of Q2 and there is no negative feedback, so Q3 will distort signal levels that are faithfully reproduced in Q2. Q3's bias current should be at least Q2's. Second, the stage has no power gain. Its voltage gain, when driving a 50 ohm receiver, is only 2. The reactance of C10 at 160kHz is 10 kilohms; the input impedance of Q3 is about 2.5 kilohms. Thus the input coupling attenuates the input voltage by a factor between 4 and 5, and the whole second stage looks like a voltage attenuator. When impedance levels are considered, the story is much worse. The impedance mismatch between the first stage (whose output is a few ohms) and the input to the second stage (10 kilohms) produces an additional 30dB mismatch loss.

The second (500kHz) broadcast band filter is not very effective for low BCB stations. A seventh order 0.1dB Chebyshev filter has about 40dB of attenuation at 1.5 times the band-edge frequency (if the bandedge is specified at 0.1dB). The first (300kHz) filter will provide at least 40dB of attenuation for all frequencies above 450kHz, but the second filter has less than 20dB of attenuation at 540kHz. Most interference filters use zeros to get good close-in suppression. The column also switches millihenries and microhenries in some places, and the Toko part numbers are actually Digi-Key's catalog numbers for the Toko parts. The filter values depend not only on bandedge frequency, but also on the impedance level, which was not specified. The impedance level must be matched at both the filter input and the filter output; any mismatch alters the resonator Q (as in the signal generator example above) and affects the filter's performance. Even if the impedances match, some filters cannot be cascaded.

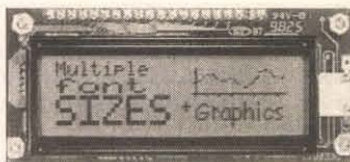
On another note, Carr's band definitions are loose. The band definitions have precise decade ranges: LF is 30kHz to 300kHz, MF is 300kHz to 3MHz, and HF is 3MHz to 30MHz. In fact, there is a whole series of systematically named decade bands that goes from ELF (3Hz to 30Hz), SLF, ULF, VLF, LF, MF, HF, VHF, UHF, SHF, to EHF. I think these definitions were set in a 1959

Serial in, graphics out. Almost too easy.

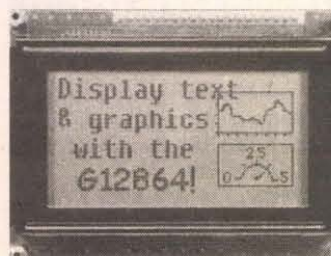
These serial displays take RS-232 at 2400 or 9600 baud and produce stunning text and graphics on a supertwist LCD screen. See our complete line at www.seetron.com. All models are in stock for immediate delivery.

G12032 120x32-pixel LCD \$99.00

Same size as 2x16 text LCD
Editable font(s) in 4 sizes
Up to 6 screens in EEPROM
Easy terminal protocol



(3.2 x 1.4 in.)



(3.7 x 2.8 in.)

G12864 128x64-pixel LCD \$199.00

Large, sharp LCD.
Editable font(s)
Up to 14 screens in flash
Separate text, graphics layers
DB9 connector built in
AC adapter jack built in
Easy terminal protocol

www.seetron.com

Scott Edwards Electronics, Inc. ph 520-459-4802 fx 520-459-0623 nrv@seetron.com

Write in 66 on Reader Service Card.

Geneva radio convention. Modern usage tends to refer to the top of the UHF band and above by microwave band designations (such as L, C, and K). Practical usage also merges the bottom bands. A VLF receiver should cover at least something in the 3kHz to 30kHz band, but lower frequency receivers are usually referred to as ELF-VLF receivers. The moniker may be short for the range ELF-SLF-ULF-VLF, or it may reflect the limited utility of the SLF and ULF bands — too much power line noise, too difficult to radiate, and too little bandwidth. The military likes the ELF band (which is below the power line frequencies) because it reaches submerged submarines, and the military can justify huge transmitting antennas and small bandwidths in the interests of national defense.

In spite of the above comments, I enjoyed both articles. The design issues are subtle, and many commercial products have similar flaws. None of these problems prevent the designs from working, but they do impact the design's performance or its reproducibility.

Gerald Roylance
Mountain View, CA

IR "resistor" ble Program at Electronix Express Web Site

Dear Nuts & Volts:

As a subscriber to Nuts & Volts, I wanted to pass along something really helpful I found at the web site of one of your advertisers.

Electronix Express has a Tech Tips section, and in there I found a nifty little program for picking 1% resistors to set the gain in op-amp

circuits. It may not sound like much, but if you've ever tried finding the best pair of 1% resistors by trial and error, you'll appreciate how useful it is.

You can download the program from:
http://www.elexp.com/t_find_r.htm

Jim Stewart

Point of Patent-Pending Pedaler is Powering Picture

Dear Nuts & Volts:

Thank you very much for presenting our new product, the patent-pending Pedaler exer-

cise system, in your Aug. 2000 issue.

It seems, however, that the major concept was missed in the text. That is, with the TV Pedaler, you have to keep pedaling or the TV screen gets scrambled.

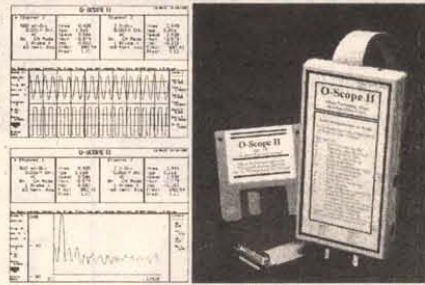
There is also a PC Pedaler that works the same way, but with your computer. If you stop pedaling, the screen gets scrambled, but no data is lost. This is the motivating concept of the system. Our toll free number is 1-877-602-PEDAL.

David Delman, MD
D Squared Technologies, Inc.

Digital Storage Oscilloscopes From \$99.00

ATC modules turn your PC into a full-function DSC, spectrum analyzer, logger, & DVM. Units DC to 50MHz. O-Scope II now in Windows 3.1, 95/98, NT and DOS.

O-Scope Ip \$189.
O-Scope II \$349.
Specialty probes call.



ATC is a stocking distributor for Pico Technology LTD which offers scope modules to 100MSPS, resolutions from 8 to 16 bit.

Pico offers PC based data loggers from 1 to 22 channels, 8 to 16 bit and the Enviromon environmental monitoring system.

Pico products - call

The DFA-5, low cost differential amplifier, cuts through common mode noise problems to reveal low voltage signals. With gains from 1X to 1000X and band widths from 20KHz to 1.2MHz, DFA-5 is the test accessory to help you work with signals from 5 Volts to 5 microVolts. Only \$129.00.

NEW
DFA5

Serial Port Problems ???
Check out Serial !! Our lowcost serial channel analyzer only \$99.00.

Allison Technology Corporation

2006 Finney Vallet Rd., TX. 77471 U.S.A.

800-980-9806 or 281-239-8500

<http://www.atcweb.com> atc@accesscomm.net

NEW BOOK!



Practical Electronics for Inventors gives you information you need, in a format you can work with. Packed with hand-drawn illustrations, this learn-as-you-go guide shows you what a particular device does, what it looks like, how it compares with similar devices, and how it is used in applications. Written by Paul Scherz, an inventor and electrical hobbyist, this reference provides beginning hobbyists and inventors with an intuitive grasp of the theoretical and practical aspects of electronics — just the kind of insight you need to get your projects up and running. Starting with a light review of electronics history, physics, and math, the book provides an easy-to-understand overview of all major electronic elements: Basic passive components • Resistors, capacitors, inductors, transformers • Discrete passive circuits • Current limiting networks, voltage dividers, filter circuits, attenuators • Discrete active devices • Diodes, transistors, thyristors • Microcontrollers • Rectifiers, amplifiers, modulators, mixers, voltage regulators. Along with coverage of integrated circuits (ICs), digital electronics, and various input/output devices, Practical Electronics for Inventors takes you through reading schematics, building and testing prototypes, purchasing electronic components, and safe work practices. You'll find all this — and more — in the guide that's destined to spur you on to new levels of creativity.

Order Today From The Nuts & Volts Bookstore

Send check or money order to Nuts & Volts, 430 Princland Court, Corona, CA 92879. Include a complete shipping address (no P.O. Boxes, please). Shipping & handling \$4.50. CA residents add 7.75% sales tax. Or, call our toll-free order-only line at 1-800-783-4624 and use your MasterCard or Visa. ALL ORDERS MUST BE PREPAID.

Software for learning & designing

This new range of products, from Matrix Multimedia in the UK, includes resources and tools to help you learn about electronics and helping you to design electronic products and systems.

A complete course in electronics: Made up of 3 CD ROMs: Electronic Circuits & Components, Digital Electronics, and Analog Electronics.

A complete course in programming the PICmicro series of microcontrollers: the PICtutor CD ROM and development board. Comprehensive tutorials, assembler / send package, and flexible development board.

A course in Filter design: Filters CD ROM.

A complete Electronics CAD suite: CADPACK includes software for schematic capture, circuit simulation, circuit animation and even PCB layout.

A scalable digital logic simulator: Digital Works allows complex digital logic circuits to be built and tested on-screen for learning logic design and

	Student	Institution	10 user
each program / CD ROM	\$50	\$99	\$300
PICtutor CD + development board	\$149	\$300	

CD ROMs now available from all Velleman distributors

Complete product descriptions available at:
www.matrixmultimedia.co.uk

or order immediately at:
Bright Future
6540 Cedarview Court,
Dayton Ohio 45459-1214
Tel: (937) 438 5373 Fax: (937) 438-3229

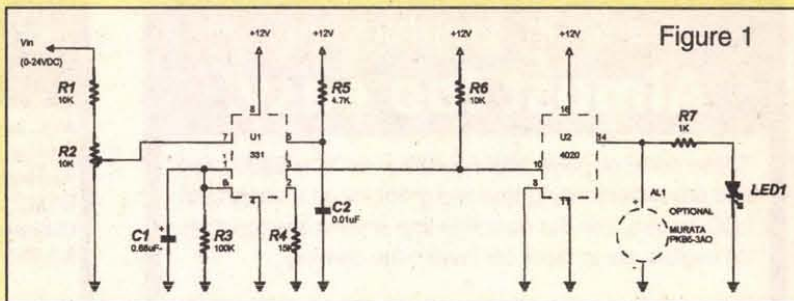


VOLTAGE-CONTROLLED FLASHER

by Dennis Eichenberg

There are certainly abundant analog and digital voltmeters available to provide accurate voltage measurements. But oftentimes, a very simple visual voltage indicator is all that is required. The voltage-controlled flasher shown in Figure 1 performs this task admirably. The LED is off when the input voltage is 0 volts and flashes progressively faster as the input voltage is raised until the LED is on continuously. A quick glance to the LED will indicate the relative voltage level.

The heart of the circuit is the 331 voltage-to-frequency converter U1. It is very linear, extremely stable, operates on a single supply, is very efficient, and inexpensive. The output frequency of U1 is $V_{in}/7.209 \times R4/R3 \times 1/R5C2$. A voltage divider comprised of R1 and R2 is used to scale the input voltage as desired for U1. R2 can be adjusted to precisely provide the desired flash rate. The output of U1 is divided by the 4020 binary ripple counter U2. A division of 2^{10} was found to be appropriate for this application. The output of U2 drives LED1 via current limiting resistor R7.



A Murata PKB5-3A0 piezo-electric alarm AL1 can be connected to the output of U2 as shown if an audible indication of voltage level is desired. NV

VOLTAGE-CONTROLLED FLASHER PARTS LIST

No.	Description
U1	Voltage-to-Frequency Converter, 331
U2	Binary Ripple Counter, CMOS, 4020
LED1	LED, Red, RadioShack No. 276-041
R1,6	Resistor, 10K, 1/4 watt
R2	Potentiometer, 10K, 1/4 watt
R3	Resistor, 100K, 1/4 watt
R4	Resistor, 15K, 1/4 watt
R5	Resistor, 4.7K, 1/4 watt
R7	Resistor, 1K, 1/4 watt
C1	Capacitor, 0.68 uF, 25 WVDC
C2	Capacitor, 0.01 uF, 25 WVDC

Turn Your Multimedia PC into a Powerful Real-Time Audio Spectrum Analyzer

Features

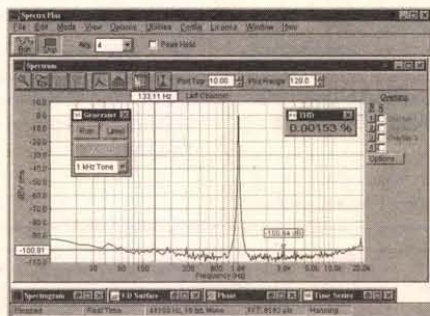
- 20 kHz real-time bandwidth
- Fast 32 bit executable
- Dual channel analysis
- High Resolution FFT
- Octave Analysis
- THD, THD+N, SNR measurements
- Signal Generation
- Triggering, Decimation
- Transfer Functions, Coherence
- Time Series, Spectrum Phase, and 3-D Surface plots
- Real-Time Recording and Post-Processing modes

Applications

- Distortion Analysis
- Frequency Response Testing
- Vibration Measurements
- Acoustic Research

System Requirements

- 486 CPU or greater
- 8 MB RAM minimum
- Win. 95, NT, or Win. 3.1 + Win.32s
- Mouse and Math coprocessor
- 16 bit sound card



Priced from \$299

(U.S. sales only – not for export/resale)

DOWNLOAD FREE 30 DAY TRIAL!

www.spectraplus.com

PHS Pioneer Hill Software
24460 Mason Rd.
Poulsbo, WA 98370
a subsidiary of Sound Technology, Inc.

Sales: (360) 697-3472

Fax: (360) 697-7717

e-mail: pioneer@telebyte.com



Spectra Plus
FFT Spectral Analysis System

Metric
Equipment Sales, Inc.

800-432-3424

Fax: 510-264-0886

www.metricsales.com

RENT • BUY • SELL
Yes, we will buy your surplus equipment!

Scopes, Meters, Analyzers, Power Supplies, Signal Generators, Counters, Recorders and more

Hewlett-Packard, Tektronix, Fluke, Dranetz, TTC, Anritsu, Wavetek, Keithley, and more

Test & Measurement Instruments

**Over 7000 Models • 6-Month Warranty
Save 30-90% • 5-Day Free Trial**



CIRCUIT BOARDS. Low-cost, precision-made PC boards from your CAD program files (no photoplots required). Single and double-sided with contour routing. Ideal for RF/analog/digital prototypes. Full details at <http://www.pcbmilling.com> E-Mail: feedback@pcbmill.com FAX: 703-818-0071.

TEST EQUIPMENT kits. If you liked Heathkit, you will love Technology Systems, 4 Prospect Pl., Torrington, CT 06790.

200+ ELECTRONIC PROJECTS. Secure WEB ordering @ www.matcopublishing.com/plans.htm or send \$1 (refundable) for catalog. MATCO-5A, POB 509, Roseville, MI 48066-0509.

SMART CARD applications CD-ROM \$50. Blank smart cards \$20 or 8/\$100. Tony 419-385-3100.

MANUALS — SCHEMATICS WANTED

MY TEKTRONIX oscilloscope 2445 needs repair. Who can supply me the service manual or photocopies? Fax 011-590-52-0289.

MISCELLANEOUS ELECTRONICS FOR SALE



SOLAR-POWERED FAN HAT. Baseball type hat with solar powered fan. Great for sports fans, golfers, etc. Available in red or blue. \$19 plus \$2.00 shipping. CA residents add 7.75% sales tax. Visa/MC/Disc/Amex OK. H.T. Orr Computer Supplies, 249 Juanita Way, Placentia, CA 92670. 714-528-9822, 1-800-377-2023, FAX 714-993-6216.

HIGH QUALITY TOOLS AND STAINLESS STEEL HARDWARE. European and American screwdrivers, nutdrivers, pliers, hexkeys, balldrivers, and more! Wiha, Bondhus, and Knipex. Stainless cap screws, machine screws, nuts, washers, U-bolts, and eyes. Free catalog. Robert Mink Import-Export, Box 6437V, Fair Haven, NJ 07704. Telephone or fax 732-758-8388. E-Mail: w2tv@compuserve.com



ANAHEIM WIRE PRODUCTS. DISTRIBUTOR OF ELECTRICAL WIRE AND CABLE since 1973. Items available from our stock: Hook up wire, Automotive primary wire, GXL, SXL, Plenum cable, Teflon wire, Multi-conductor cable, Irradiated PVC, SO-CORD, Mil-Spec wire, Building wire, Welding cable, Battery cable, Telephone wire, Shrink tubing, Cable ties, Connectors. Wire cut & strip to specs. If interested, please call 1-800-626-7540, FAX: 714-563-8309. Visa/MC/Amex. SEE US ON THE INTERNET: <http://www.anaheimwire.com> OR E-Mail: info@anaheimwire.com

NUCLEAR ELECTRONICS (NIM, CAMAC), PMTs, optics, high vacuum, and high voltage components and equipment. Guaranteed quality at reasonable cost. OE Technologies, Box 703, La Madera, NM 87539. Ph: 505-583-2482, Fax: 505-583-9190, E-Mail: oetech@newmexico.com <http://www.oetech.com>

FREE FLYER on DBS, cable TV, phones, credit cards, schematics, health items. Bill 1-800-879-9657.

HARD-TO-FIND parts: big screen screens, keypads, picture tubes, flybacks, tuners, CRT sockets, & modules for all TVs. 912-272-6561. Scarborough TV, 1422 Old River Road, East Dublin, GA 31027.

TUBES \$2.98, surplus electronic components. SASE brings list. DNF, 6690 7 Mile Rd., South Lyon, MI 48178, www.dnfinet.com

MISCELLANEOUS ELECTRONICS WANTED

WANTED: BALANCING machines & vibration analyzing equipment manufactured by the following: Spectral Dynamics, Hofmann, Bentley Nevada, Schenck, IRD Mechanical, Gishott. Contact Mike Park at E.T. Balancing, 12823 Athens Way, Los Angeles, CA 90061. 310-538-9738, FAX: 310-538-8273.

WANTED: TI55A Sci. calculator in good working order, will pay. Hugh M. Adams, hughmadams@msn.com 1011 Hondo Ave., Apt. D, Fort Walton Beach, FL 32547-3823, 850-864-2414.

WANTED: TUBES, radios, transmitters, receivers, gyros, bearings, connectors, relays, lamps, synchros. Hyness Company, 709B Delair Road, Monroe Twp., NJ 08831. Phone: 609-395-1116, FAX 609-395-1117.

CASH PAID FOR ICs. Military or commercial integrated circuits, transistors, diodes, any semiconductors. **ELECTRONIC SURPLUS, INC.**, 5363 Broadway, Cleveland, OH 44127. 216-441-8500 or fax 216-441-8503, since 1946. www.electronic-surplus.com

ALL ELECTRONICS CORPORATION

QUALITY Parts
FAST Shipping
DISCOUNT Pricing

CALL, WRITE, FAX or E-MAIL For A Free 96 Page CATALOG. Outside the U.S.A. send \$3.00 postage.

Special Quantity Purchase Nickel-Metal Hydride AA "Flat-Top" Cells

Panasonic # HHR-11AA0 1.2 Volt, 1100 mAh "flat-top" rechargeable AA cells for use in battery packs. Nickel-metal Hydride cells have approximately double the capacity of Nickel Cadmium cells and can be charged and discharged up to 500 times (under ideal conditions). These cells are specifically for use in packs; they do not have the raised button found on most replaceable batteries. 0.55" diameter X 1.95" long. Large quantity available. Two styles:

REGULAR-FLAT TOP

CAT # NMH-110

\$1.50 each 40pcs \$1.25 • 120pcs \$1.00
800pcs 85¢ each

SOLDER-TABBED

CAT # NMH-110T

\$1.75 each 40pcs \$1.50 • 120pcs \$1.25
800+ \$1.00 each

12 Vdc 90 mm High-Efficiency Fan with Integrated Heat Sink

Panaflo # FBA06A12H Designed for hi-efficiency CPU cooling, this beautifully engineered 12 Vdc brushless fan is built into a circular aluminum heatsink.

The heatsink and mounting plate are milled from a single block of aluminum with many slots and holes creating lots of surface area for maximum heat dissipation. The unit is 3.55" in diameter x 1.6" high. The mounting plate is 2.54" x 2.12".

CAT # CF-75 \$22.50 each

12 VDC 2.5 Amp Switching Power Supply

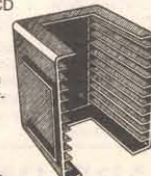
Plug-in-wall regulated switching power supply. Ideal for cameras, scanners, cell phones, computers or any devices sensitive to power fluctuations. Input: 100 - 240 Vac. 6 foot output cord has a coax DC power plug (2.1mm id, 5.5mm od). Tip positive. Ferrite snap-bead for EMI suppression. Compact, 3.23" x 2.23" x 1.38" UL, CSA, CE.



CAT # PS-1225 \$10.00 each 10 for \$9.25 each 100 for \$8.50 each

Modular CD Racks

Organize your CDs or CD ROMs with these high-impact, black plastic CD storage racks. Slots for 12 jewel cases. Each 12 CD module can interlock vertically and horizontally with other modules. Can be free-standing or wall mounted.



CAT# CDR-3 \$2.00 each 10 for \$17.50

Laser Level

Accurate and easy to use for short and long distance leveling. Center the bubble, and anything that intersects the beam is at exactly the same height. Use it to match heights in large rooms or across buildings. Set and align electrical and plumbing fixtures, cabinets and shelves. Rugged, black anodized aluminum housing with pocket clip. Locking push button switch to prevent unintended actuation. Includes two AAA batteries.

CAT # LL-1 \$16.95 each

Phone Line Privacy Protector

Ora Electronics # MP-700 Protects modem, fax and voice transmissions from interception. Prevents eavesdropping of phone conversations. The first device to answer or access a line secures the line. All of the others are denied access until the first device hangs-up. Easy to use. Installs in seconds between phone line and wall jack. Note: You need one unit for each instrument sharing a line.

CAT # TLM-20

\$1.50 each 10 for \$12.50 100 for \$90.00

25 Amp (Used) Solid-State Relay

Crouzet/ Gordos # G280D25-49 Control Voltage: 3 - 8 Vdc Load: 25 A, 24-280 Vac 2.25" x 1.75" x 1" metal-backed epoxy package. Screw terminals. Back-to-back (dual) SCR output for severe inductive loads. False turn-on immunity and positive turn-off at high dv/dt. Removed from equipment. "Like-new" condition. Although input is marked 3-8 Vdc, will operate at 12 Vdc. UL, CSA, CE.

CAT # SSRLY-2503U

\$11.00 each 10 for \$100.00

40 RPM 115 Vac Motor

Cramer Co # 105VA150-E 40 RPM, 115 Vac gear motor. 1.83" diameter x 1.18" body. Mounting ears on 2.1" centers. 0.25" diameter x 1" long shaft. Prepped with a 1.25" long pin through the hole in the drive shaft. Pin is removable. 4" long pigtail leads. UL, CSA.

CAT # ACM-108



\$2.50 each

ORDER TOLL FREE 1-800-826-5432
Shop ON-LINE www.allelectronics.com

MAIL ORDERS TO:
ALL ELECTRONICS CORP.
P.O. BOX 567 • VAN NUYS, CA 91408-0567


FAX (818) 781-2653 • INFO (818) 904-0524
E-MAIL allcorp@allcorp.com

NO MINIMUM ORDER • All Orders Can Be Charged to Visa, Mastercard, American Express or Discover • Checks and Money Orders Accepted by Mail • Orders Delivered in the State of California must include California State Sales Tax • NO C.O.D. • Shipping and Handling \$5.00 for the 48 Continental United States • ALL OTHERS including Alaska, Hawaii, P.R. and Canada Must Pay Full Shipping • Quantities Limited • Prices Subject to change without notice.

MANUFACTURERS - We Purchase EXCESS INVENTORIES... Call, Write, E-MAIL or Fax YOUR LIST.

WANTED: AVIONICS test equipment, IFR, 600A, 401L, others, Collins, King, Sperry, North Atlantic, Litton INUs LTN series, rate and tilt tables, air data test sets, 941-625-3222 P, 941-625-0494 F, E-Mail: avionics@afcon.net

WANTED: MILITARY capacitors, resistors, transistors, diodes, ICs, semi's, etc. Please fax/E-Mail excess lists & RFQs 818-769-1002 fax 818-769-1084. electmatind@earthlink.net & http://www.militarycomponents.com



WANTED: EXCESS ELECTRONIC COMPONENTS, BOARD-LEVEL COMPONENTS; MILITARY COMPONENTS; ICs, MEMORY, TRANSISTORS, DIODES, CAPS, RELAYS, ETC. CALL LPS 562-439-2453 FAX 562-439-0453.

IMMEDIATE CASH for Platinum, Palladium, Gold, and Silver in any form (thermocouple, labware, electronic, medical, gold filled, optical, contacts). Also rare earth and exotic metals (Indium, Gallium, Germanium, Tantalum, Rhodium, etc.). Ship material without prior notification for fast reliable service at competitive prices. Samples welcome for free assay and quote. No shipment too small. Payment guaranteed and made as requested in cash, check, or bullion. All transactions confidential. Individual dealer 25 years, John, D & Y Trading, PO Box 36A, Williamstown, NJ 08094. 609-601-trade, E-Mail: metals@D-YTrading.com

DEC EQUIPMENT WANTED!!! We are buying DEC systems, boards, terminals, drives and peripherals. Also Scientific Micro Systems (SMS), DSD, Datability, Dialog, other DEC compatibles, and Computer Output Microfilm (COM) units. Please call for a quote or fax us your equipment list. We buy, sell, and trade. **KEYWAYS, INC.**, 937-847-2300 OR fax 937-847-2350.

Subscribe to Nuts & Volts 1800 783-4624 / www.nutsvolts.com

Roger's Systems Specialist

(800)366-0579
(661)295-5577
fax(661)295-8777



24895 Avenue Rockefeller
Valencia California 91355


"We Have Great Connections"
Computer • Telecommunications
Network • Audio • Video

Place an **Order** on
our Newly Updated
WebSite
and receive a
FREE mouse!

www.rogerssystems.com

PRINTER CABLES

Bi-Directional Shielded
Used to attach printers to IBM
compatible PCs



CC-PR6-1284 (6ft.).....\$4.50
CC-PR1-1284 (10ft.).....\$6.50
CC-P15-1284 (15ft.).....\$8.50
CC-PR2-1284 (25ft.).....\$15.00
IEEE 1284 DB25 male to Centronics 36 male

USB CABLES

CC-USB-6...(6ft.) USB (A - A/M/M).....\$5.00
CC-USB-AB6...(6ft.) USB (A - B/M/M).....\$5.00
CC-USB-AB10...(10ft.) USB (A - B/M/M).....\$6.00
CC-USB-AB15...(15ft.) USB (A - B/M/M).....\$8.00
CC-USB-X6...(6ft.) USB (A - A/M/F).....\$6.00
CC-USB-X10...(10ft.) USB (A - A/M/F).....\$6.00



CC-USB-PP \$25⁰⁰

USB to Parallel Printer

IEEE-1394 FIREWIRE



\$5⁰⁰

FW-6X4-6 6ft 6pin x 4pin.....\$5⁰⁰
FW-4X4-10 10ft 4pin x 4pin.....\$12⁰⁰

PCI to 1394 Card
Driver • 6pin to 4pin cable
MGI Software included

\$89.00

IO-100

\$20.00 min. order required
Add \$4.50 shipping for prepaid orders
Prices subject to change without notice
All major credit cards accepted
Special offers only valid on items in stock
Call for quantity discount
No out of state checks accepted

S-VGA Extensions

male/female
black colored pvc

CC-VGA-4C 6FT.....\$6.00
CC-VGA-5C 10FT.....\$8.00
CC-VGA-25CX 25FT.....\$16.00
CC-VGA-50CX 50FT.....\$25.00
CC-VGA-100CX 100FT.....\$44.00

S-VGA Switch Box Cable

male/male
black colored pvc

CC-VGA-3C 6FT.....\$6.00
CC-VGA-9C 10FT.....\$8.00
CC-VGA-11C 25FT.....\$16.00
CC-VGA50MM 50FT.....\$25.00
CC-VGA100MM 100FT.....\$44.00

These premium VGA cables are made with 75 ohm coaxial cables. They are triple shielded to support extremely high bandwidth and unsurpassed protection against interference. Furthermore, our premium cables are Plug-N-Play ready and are compatible with the latest technology.

ADD ON CARDS



Call for more information
on any of these cards!!

CA-PPGA-S1 PPGA Celeron CPU Slot 1 adaptor.....\$10.00
IO-386 ISA 8bit Single Parallel IEEE Card.....\$12.00
IO-400 PCI 32bit Single Parallel IEEE Card.....\$33.75
SD-884 16bit ISA Sound Card ESS Chip.....\$14.00
USB-PCI USB x PCI Add on Card.....\$27.00
VD-466 S-VGA SIS 4MB PCI Video Card.....\$31.00
VD-488 Savage4 32MB AGP 12bit 3D Video Card.....\$99.00

Multi-PC Controller

w/keyboard & mouse emulation
Easy to select by push button

HD15-S-VGA
PS/2 KEYBOARD
PS/2 MOUSE



CC-PS2-VGA6 Cable Kit
with this item \$12⁰⁰

DS-HD2-66EM 2-WAY \$49⁰⁰
DS-HD4-66EM 4-WAY \$69⁰⁰

USB HUB

4-port USB hub with power & cable
Full compliance w/USB spec. Rev 1.0.
LED indicator for fault or dummy USB port.
Transmission for 5 meter cable segment.
Plug & Play capability for outside
peripherals.
Support UHCI and OHCI spec.
One year factory warranty!



TM-USB-4HUB

\$39⁰⁰

Electronic CPU Switch

DS-102-KMMP5

\$99⁰⁰ kit

Includes:
One MiniView KVM switch
2 Sets of Premium Grade
KVM Cables
One PS2 to AT keyboard adapter
One PS2 to Serial mouse adapter
One User Guide
Features:
Keyboard & mouse emulation for error
Free PC booting
No external power required
Works virtually with any operating system
Fully hot pluggable



SLOT FAN

Extends your computer life.

Ball Bearing

Takes up only one of the PCI/ISA slots.
Special designed turbine fan gives you
great performance and quietness.



\$12⁰⁰

TM-FAN-SLOT

**CPU's-Motherboards-HardDrives
Memory-SCSI Adaptors-SCSI Cables
CD burners-CD's & Rewritable CD's
And Much Much More!!!!**

BBS & ONLINE SERVICES

WANTED: MILITARY capacitors, resistors, transistors, diodes, ICs, semi's, etc. Please fax/E-Mail excess lists & RFQs 818-769-1002 fax 818-769-1084. electmatind@earthlink.net & http://www.militarycomponents.com

EDUCATION

MAGICIAN IS available to solve your RF problem. I will teach you in my laboratory how to do it. Young engineers and technicians are welcome. SMT prototyping up to 3GHz for customers. Minaret Radio, John Horvath ph: 909-943-3676.

BUSINESS OPPORTUNITIES

WANTED: MILITARY capacitors, resistors, transistors, diodes, ICs, semi's, etc. Please fax/E-Mail excess lists & RFQs 818-769-1002 fax 818-769-1084. electmatind@earthlink.net & http://www.militarycomponents.com



COUNTER-SURVEILLANCE=\$250 HR! Electronic eavesdropping is unbelievably widespread! Are you sure you're safe? Learn how others (without prior experience) earn \$250 HR in the fascinating field of COUNTER-SURVEILLANCE! For FREE catalog call: **1-800-732-5000**. HTTP://WWW.SPY-CITY.COM

REPAIRS — SERVICES

PRINTED CIRCUIT design by professional with 30+ years: conventional, multilayer, downhole, fine line. Prototype and production fabrication. Reverse engineer existing 2-layer board. Toll free 877-236-3223. www.circuit-applied-tech.com

(E)PROM PROGRAMMING done quickly and economically. One day turn around typical. Simple copy \$3 per device. Also prototyping, design, and consulting services available. Call or send SASE to: **Luzer Electronics, 4023 North Bayberry, Wichita, KS 67226. 316-687-2127, FAX 316-687-3103.**

WANTED: MILITARY capacitors, resistors, transistors, diodes, ICs, semi's, etc. Please fax/E-Mail excess lists & RFQs 818-769-1002 fax 818-769-1084. electmatind@earthlink.net & http://www.militarycomponents.com

CIRCUIT BOARDS for projects, prototypes, short runs. From your artwork. Low rates. Atlas Circuits 704-735-3943. www.pcbatlas.com

WELD ALUMINUM WITH PROPANE! EZ, INEXPENSIVE, STRONG. DETAILS: WEEKS, 36 CAROLINA ST., TAYLORS, SC 29687. 1-800-547-WELD(9353) FAX 864-244-6349. http://www.durafix.com

AMATEUR ROBOTICS

by Robert Nansel

NOTEBOOK

Planes, Trucks, and Ferries

My journey to this year's GEAR began further from Seattle than that of anyone else, all the way from Pittsburgh, PA. Shoshana, Yonatan, and I first flew to Bozeman, MT so my folks could get their twice-yearly fix of their grandson. We spent a pleasant week in their log home on the Jefferson river just outside of Three Forks, and gathered our strength for the marathon of driving to come. Aside from our normal luggage and baby support paraphernalia, I had brought with me on the plane Jiffy, a camp stove, a mug, a lantern, and a laptop computer — just part of the bare minimum to survive camping at GEAR. I borrowed the rest (tent, sleeping bag, ice chest, and a pickup truck to haul everything) from various family members.

The trip from Three Forks to Seattle is an easy 11 hours, but I had never driven it with an 18-month-old baby and a pregnant wife, and we weren't driving directly to Seattle, anyway. I wanted to swing southwest to Portland first to see Marvin and Coreen Green. Marvin is a good friend, a gifted amateur robot builder, and an old GEAR stalwart, but his anniversary vacation plans

wouldn't allow him to attend this year.

I've also got relatives near Portland who haven't met my son and wife, plus a couple of writer friends I would like to catch up with. And I could go to Powell's Technical bookstore, too. Any one of these was good enough reason to drive to Portland. A no-brainer.

More like brainless.

It was a 14-hour drive with just two rest stops between Coeur d'Alene, ID, and Portland. The three of us were crammed in the front of the pickup, and the person driving could shift gears only if the passenger held Yonatan's legs out of the way. (Yonatan liked to amuse himself by kicking the gearshift, which was okay when cruising, but potentially disastrous when driving in town.)

Murphy Strikes

It is a well-observed thermodynamic phenomenon that the entropy (some say perversity) of the universe tends toward a maximum, at least in the parts I visit, so I should not have been surprised that both entropy and perversity stalked us the whole trip. When I arrived in Portland, I called Marvin's number only to discover from Coreen that he'd been called away at the last minute on an

emergency to Minneapolis to nurse an ailing web server.

We had a short visit with Coreen, saw everyone else we intended, and paid our respects to the Pacific Ocean and Powell's.

The Seattle segment of the trip started well enough, if a little frenetic: Thursday afternoon stop at REL to get more camping supplies, zip over to Jam Juree to eat Thai food with more writer friends, head north to




Bill Harrison of Sine Robotics brought this Hexapod II (Professional Edition), a sharp looking kit with excellent performance from Lynxmotion (www.lynxmotion.com).

www.cctvco.com
E-MAIL: SALES@CCTVCO.COM
1-800-323-8746

MONITOR \$93.00 BLACK & WHITE 12" 1000 LINES ECL - 1202 MANY SIZES AVAILABLE	BLACK & WHITE BULLET CAMERA \$79.00 WATERPROOF 420 LINES .1 LUX ECL - 377	4 CHANNEL RECIEVER \$135.00 2.4 GHZ WITH POWER SUPPLY ECL - 2400SR	SAMSUNG \$58.00 STR960 960 HOUR TIME LAPSE RECORDER DIAMOND-HEAD SYSTEM ON SCREEN DISPLAY TIME DATE ALARM AUDIO INPUT (RCA) POWER SOURCE 110 VAC (FREE VOLT)
DIGITAL COLOR CAMERA \$99.00 DIGITAL COLOR (DSP) 350 LINES 2 LUX ECL - 552	MINI DIGITAL COLOR CAMERA \$78.00 350 LINES ECL - 554 2 LUX METAL HOUSING	2.4 GHZ VIDEO TRANSMITTER \$89.00 500' + 4 CHANNELS ECL - 2400MT 2.5" L x 1.5" W x .5" H	OUTDOOR ALUMINUM HOUSING & BRACKET \$45.00 WITH HEAT SHIELD ECL - 6018 13" ADJUSTABLE P/T ECL - 205
BLACK & WHITE CAMERA \$69.00 420 LINES .1 LUX ECL-375	BLACK & WHITE MICRO BOARD CAMERA \$34.00 420 LINES 32MMX32MM .1 LUX ECL - 11P PINHOLE LENS	COLOR MICRO BOARD CAMERA \$87.00 DIGITAL (WITH DSP) 350 LINES 32 MM X 32 MM 2 LUX + PINHOLE LENS ECL - 454P	QUAD SEQUENTIAL OR FULL SCREEN \$125.00 FREEZE FRAME MODE 18V ADAPTER INCLUDED REAL TIME 3/4 QUAD ECL - 4000
PIR CAMERA \$96.00 HIDDEN (COVERT) 420 LINES .1 LUX WORKING PIR			
2.4 GHZ VIDEO TRANSMITTER \$89.00 500' + 4 CHANNELS ECL - 2400MT 2.5" L x 1.5" W x .5" H			
BLACK & WHITE MINE DOME \$59.00 3.5" x 420 LINES .1 LUX ECL - 372			
PLASTIC WALL BRACKET \$4.50 7" ADJUSTABLE P/T ECL - 206			
MINI METAL BRACKET \$5.00 SWIVEL HEAD CAMERA MOUNT ECL - 203AL			

We Have **MONTHLY SPECIALS!**


Phone or Fax us to be placed on our mailing list
1-800-323-8746
 Fax (305)635-3175



Doug Kelly examines one of Bill Harrison's small robots. This 'bot is made mostly from hobby shop plywood. It uses rubber bands and plywood pulleys for speed reduction.



Gene Elliot is ramming up the drag half of a sand mold, the first step in the process of casting aluminum — right in the camp ground! He's using Petrobond, an oil-based casting sand that's much easier to use than ordinary "green" (moist) sand.



Jeff Bronk and his daughter Anna look over Bill's robot. This view shows the triangular bumper used for wall following.

Echo Lake to stay the night with one of those friends, swoop back downtown for a mid-morning meeting the next day, back north at noon to buy food for GEAR, then get lost in Seattle traffic on the way to the Mukilteo ferry. Somewhere in all this it began to rain, though it was supposed to clear up by Friday evening.

We had to wait an hour and a half to catch the ferry, so it was after dinner by the time we got to South Whidbey Island. Bill Harrison of Sine Robotics had arrived the day before, and the rest of the campers arrived that afternoon. I was the last one to show. I unpacked the truck and set up camp while Shoshana kept Yonatan from finding too many mud puddles. Since Shoshana was four months pregnant, and Yonatan was adept at finding mud and as exuberant about it as a puppy (with about as much common sense), we had decided ahead of time that Shoshana and the boy would not be camping — not this year, at least.

They were to head back to Seattle to stay with a friend of hers.

An important note for next year: Be sure to check that the tent I borrow has its rain fly and stakes; I got all the way to South Whidbey Island before I discovered these things were missing. The stakes I could live without (there was barely a breeze), but I looked up at the clearing sky, pondered the probabilities, and borrowed a tarp to pinch hit as a rain fly. Thus weather-proofed, I waved as Shoshana and Yonatan drove away.

High GEAR

Aside from Bill Harrison and his wife and two daughters, that first night we had as fellow GEAR campers Ron Nucci and his wife Nancy and their son Peter, Jeff Bronk and his daughter Anna, Doug Kelly (from whom I borrowed the tarp), and Gene Elliot and his wife Val.

Bill brought a trailer and Gene came in a Winnebago. The two of



Here Gene is striking off excess sand from the drag. The pattern being molded is a medallion made especially for GEAR. The resulting casting will be awarded to the best robot built during the campout.



Bill Harrison and his daughter Isa demonstrating a no-solder servo modification.

them spent most of that first night at the picnic table talking about the funny-looking jeep Bill uses to tow his trailer. It was an antique called a "Willy," though this particular one was special because it was a two-wheel drive rather than the more common four-wheel-drive (and, thus, impossible to get parts for).

The rest of us were gathered around the campfire trying to get our minds into camping mode, but most of us were still mentally at work and spoke of IPOs, stock options, difficult co-workers, and software development management. (This last sounded like an oxymoron to me since I hear managing programmers is like herding cats; maybe it should be called software development survival.)

That first night, GEAR seemed different to me. First of all, it was going to be shorter — we were starting on Friday rather than Thursday. In the Seattle Robotics Society, the purpose of GEAR had always been to tear us away from our quotidian world of jobs, telephones, and computers, to let us connect in ways we could not during the brief SRS meetings on the third Saturday of every month. I was newsletter editor for the SRS in the early 90s, when the SRS was growing rapidly. I always had a bunch of announcements to make at meetings, and after the

meetings, when I really wanted to talk more in depth with folks who'd presented some cool ideas or gadgets, I'd be besieged with other people wanting more information or to give me their membership dues.

GEAR was supposed to give us time to relax and just be Human Beings instead of Human Doings, to loosen our creativity. This time, aside from the talk of work, there were cellular telephones and laptops at GEAR. I worried we might never get to a relaxed state of creativity in just two nights, and the phones and laptops only increased my apprehension.

Are We Relaxed Yet?


As the sky darkens, we slip into the right groove. Jeff Bronk begins to talk about the '332 SIG of the SRS. Jeff is a member of the quadrumvirate that has labored for more than a year to produce hobbyist-friendly 68332 boards. I will be reviewing these boards in depth in this column in coming months, but let me just say now that I'm really excited about the work of the '332 SIG. Their professed goal is to make available boards with the power and flexibility of a 32-bit processor, but with the simplicity and low cost of an eight-bit processor. Marvin Green's BotBoard II is their inspiration.

Jeff is keen on wooing amateur roboticists into using high-level languages such as C++ for their robots. With their '332 hardware, they stand a good chance, since efficient free-ware compilers are readily available for the '332. With its TPU — a sort of super-duper programmable timer I/O unit — the '332 is a robot builder's dream chip, and if anything can wean us gearheads from assembly language, it's this.

I drink my beer and finish my veggie sandwich, as Jeff and the others talk about the possibilities of the



Preparing the cope half of the mold. The sprue hole has been cut, and Gene is cleaning up the pour hole on the opposite side. Note the white parting powder on the drag. The clay pattern has already been removed.



Bill and Isa demonstrating an experimental method of molding a silicone rubber tire on a robot wheel.

If you have suggestions, questions, or comments about amateur robotics topics or, if you want to come to High GEAR, you can reach me at:

Robert Nansel
Box 228
Ambridge, PA 15003

E-Mail:
bnansel@nauticom.net



The drag and cope clamped together for the pour, Gene pours the molten aluminum from his miniature crane ladle. On the right is the home-made crucible furnace he used to melt the aluminum, and on the ground is the lid to the furnace. The stubby pipe projecting from the furnace is the tuyere, the air inlet to which is attached a hair dryer. The furnace burns nothing but plain old charcoal, and the whole setup is quieter and cleaner than any of the camp fires in the campground.



After filling the medallion mold, Gene pours the excess aluminum into ingot molds. "You always melt more aluminum than you need, so you gotta have someplace safe to pour what's left over."



Bill Harrison checking out the brains of Catalina, the robot Isa and he built entirely at GEAR.

'332. Then there is a spirited discussion of the merits of machine vision systems, with Ron Nucci leading the charge for non-traditional vision. He believes we should think of video cameras more as fine-resolution sensor arrays than vision systems. He is also excited about work he's doing with RAD Robot, in particular, a sort of brain transplant board to convert a RAD from an RC toy into a serious experimental robot. I relax into the lawn chair and smile. This is the stuff I came for.

Ron and I talk into the night, long after the others have all gone to bed. As it turns out, we are both stay-at-home dads, and we both aspire to make a difference in amateur robotics. Ron tells me more about his RAD Robot plans, about a robot navigation approach using something called LPS — Local Perceptor Space. I know little about this, but it appears to be a faster and less memory-intensive way of keeping track of obstacles and landmarks than occupancy grids. In a lull in our conversation, Ron nudges one of the logs with his boot, sending a flurry of firefly sparks skyward and drawing my gaze up to the blazing

stars above. Ron says, "Cool."

Demo Day

Saturday. Between them, Bill and Gene have worked out a schedule of alternating tech demonstrations throughout the day. Bill shows a simple no-solder servo hack, then Gene demonstrates how to ram up a sand mold for casting aluminum. Gene had earlier (anonymously) called park ranger Richard Ambrose to see if there would be any problem if Gene were to operate his charcoal-fired crucible furnace in the park.

This wasn't a question that had ever arisen before, but it must have given Ranger Rick nightmare visions of choking clouds of black smoke and rivers of molten metal running down the Hobbit trail, so he politely refused to allow such activity. This only means that the casting demo will be done covertly, disguised to look as innocent pattering around a campfire (of which there are many, all much smokier than Gene's demo turns out to be).

While Gene stokes the furnace, we head back to Bill's table where he has assembled the two servos he and

his daughter Isa have just hacked into the beginnings of a robot. Bill has been inspired by my Jiffy design, and though he doesn't have any peanut butter jar lids, he has a whole bunch of Gator-Aid lids. He and Isa will use these — along with tape, oversized pipe cleaners, a BASIC Stamp clone, and tongue depressors — to build a robot caterpillar.

Back at Gene's campsite, the metal is hot enough to pour. The furnace is quiet, barely audible beyond the bushes shielding Gene's site from the ranger's eyes. No visible smoke. The big moment comes when Gene removes the crucible from the furnace and quickly makes his pour. In a few minutes, the casting solidifies and cools enough to shake it out the sand mold.

The petrobond sand, smokes just a little from the heat, but even this quickly dissipates. I'm impressed. This is much less work than I remembered from casting aluminum in green sand in college. I recall we spent most of our effort then getting the sand to just the right moisture content, but with the oil-based petrobond sand you just don't have to worry about this. The sand is ready to go whenever you are.

The casting turns out great. It's a commemorative medallion Gene designed especially for GEAR, and he awards it to Bill and Isa, the only ones who built a complete robot during the campout. I designed Jiffy for just this, but decided I'd have a better time talking to folks rather than building a robot, so no medallion for Jiffy.

To finish off the afternoon, Bill gives a demo of a different kind of casting process, this time with silicone rubber. He shows how to make simple, cheap robot wheels. First, you use a hole saw to cut disks of hobby shop plywood or expanded PVC (sold under the "Sintra" brand name), then you put them in home-made molds (also made of plywood) to mold silicone tires onto the rims of the disks. The process works, though some of the tires delaminate in spots. Bill goes right to work roughening up the rims of the next batch of wheels so the silicone will adhere better.

Is it Time to Eat?

More people have shown up for the traditional GEAR Saturday potluck dinner. I greet old friends from the SRS: Frank Haymes, Dick Martin, and Ron Provine, and meet a couple new people. There's a buzz about GameBoy video cameras, which are being remaindered at Toys-R-Us for

\$10.00.

Ron Provine shows me one he's just picked up. This coming year, there will be many more attempts at integrating video cameras with robots, to which I say, "Bully!"

Ron Provine also speaks with me of his interests in educational robots and kids. He's worked with a lot of grade school and middle school kids and is very high on Atmel processors since they give good performance and don't cost much.

Dick Martin, when he isn't making cryptic comments about "fuzzy hypercube phase space mapping" (I'm not making this up), enthuses about the prospects of using byte-code interpreter languages like Python and jPython (Python written in Java) for robotics. I know a little about Python but haven't tried it. Dick says Python programs read more like good pseudocode than C. I figure it's worth looking at.

A couple hours before dinner, I retire to my campsite to chop onions, tomatoes, peppers, and garlic for a pot of vegetarian chili. Randy Carter shows up and we chat about his latest project, a giant scoreboard for Robot Sumo events, while I wrestle with my campstove. The stove works great for boiling water, but it appears to have only three settings: "too hot," "hotter still," and "call Gene quick, it's time to melt metal." I manage to keep the chili from scorching by turning the stove on for just a minute or so at a time (and repeating this process about 20 times).

More Casting!

After dinner, Gene graciously conducts another aluminum casting demo, proving it really is as simple as it seemed the first time. While the casting cools, a group of us head down the Hobbitt trail to the beach to catch sunset over Puget Sound. I bring Jiffy along so I can see how well it does on wet beach sand (no problem).




The drag has been removed, revealing a perfect casting.



The hot casting just after shaking it out of the mold. The protruding wires on top and bottom show where vent holes were poked in the sand to allow gasses to escape while the molten metal was poured. The sprue, still attached to the left side of the medallion, provided a reservoir of liquid metal to feed the casting, keeping it from shrinking away from the mold and producing voids. With a little hacksawing and filing to remove the sprue and flashing, the medallion will be done.



Dick Martin (right) discusses the finer points of "fuzzy hypercube phase space mapping" with Frank Haymes (left). I have no idea what the heck Dick was talking about, but I swear it was about fuzzy hypercubes. Or something.



Jiffy making tracks in wet sand on the beach at twilight. Just two seconds after I snapped this picture, Jiffy was nearly swamped by a wave I hadn't seen coming. I picked Jiffy up just in time.



Jiffy on the right, Catalina on the left, and the medallion Gene awarded to Bill and Isa for building Catalina in the middle. Catalina was inspired by my Jiffy design, though Bill used Gator-Aid lids for wheels instead of peanut butter jar lids. Catalina's wheels are purposely mounted off-center to make for interesting motion.

We climb back up to camp in the fading light, thankful the trail is so well marked. The second medallion turns out as perfect as the first.

The non-campers trickle away leaving us hardcore GEAR-heads to speculate around the campfire one last evening. We talk for quite a while about Disney and animatronics. I've never been to any of the Disneys, but I enjoy listening to the aficionados.

I talk some about what the writer's life is like and even a little about the novel I'm working on. As the night before, Ron Nucci and I stay up way too late. I talk a bit about nanotechnology (one of my interests) and Ron tells me more about LPS.

Toward midnight, I spot a satellite crossing the sky. Ron can't see it at first, so he turns off his Coleman lantern. He spots it when I tell him it's

passing between two stars immediately above the shadow of one of the giant Douglas firs that surround us. The light of the satellite pulses slowly, and I conclude it must be a spent Russian booster tumbling end-over-end.

The tumbling booster climbs higher in the sky, and just as I begin to lose track of it, a brilliant meteor streaks from east to west. Its briefly glowing trail covers a third of the sky, maybe more beyond the circle of trees, and the meteor itself goes out in a fireball, though it's much too high to make a sound. Ron and I both say, "Cool!" A good omen, we think.

Saddling Up

Sunday morning all of the tent campers (except me) pack up and are

gone by 10:30. Neither Bill nor Gene are awake yet, so I have time to write a few thoughts and to miss Shoshana and Yonatan. They are supposed to rejoin me before 11 o'clock, but this supposes that Shoshana will have dragged herself out of bed at 7:30 in order to catch an early ferry.

To my delight, they show up right on time. I give them both big hugs and kisses, and tell them about the amazing experiences of the last two days. About this time Bill and Isa are up, then Gene. Gene tells me that he hopes we all do GEAR again next year.

He'd like to see the SRS come up with more contests where the emphasis is on writing software for a common robot platform — racing eproms in effect, rather than motors. This is an idea I've long thought about, so maybe we can get some-

thing going.


Wrapping Up

I hope from the photos and text you get a feel for what attending a GEAR is like. Next time, I 'spose I'll just fly straight to Seattle and skip the arduous road trip. Or maybe I'll organize an Eastern GEAR more accessible to all you east-coast robot builders.

If anyone would like to set one up, particularly if you are part of an organized amateur robotics club, drop me a note, and maybe I can give a hand.

We're already planning next year's GEAR in Seattle, and if it or other regional GEAR events as may arise turn out half as well as this years, then they will be great fun indeed. **NV**

Build Your Own Intelligent Robot, We Make It Easy!



At Lynxmotion we cater to the beginner. All of our kits are easy to assemble, requiring only common hand tools in the construction process. The detailed assembly manuals include 2D and 3D exploded view diagrams. The kits can be controlled or programmed in an easy to follow BASIC programming language. The technology is here, the costs are affordable, the support is available, join in and become a robot builder!

Lynxmotion, Inc.
104 Partridge Road
Pekin, IL 61554-1403
www.lynxmotion.com



Visit our website or ask for our free catalog!

Tel: 309-382-1816
Fax: 309-382-1254
sales@lynxmotion.com
tech@lynxmotion.com

EPROM+
A device programming system
for design, repair and field service

◆ EXCEPTIONAL POWER FOR THE PRO
◆ EASY-TO-USE FOR THE NOVICE

Here's what you get: A rugged, portable programming unit including the power pack and printer port cable both of which store inside the case. A real printed user and technical manual which includes schematic diagrams for the programming unit plus diagrams for all technology family adapters*. Comprehensive, easy-to-use software which is specifically designed to run under DOS, Windows 3.1, 95 and 98 on any speed machine. The software has features which let you READ, PROGRAM, COPY and COMPARE plus much more. You have full access to your system's disk including LOADING and SAVING chip data plus automatic processing of INTEL HEX, MOTOROLA S-RECORD and BINARY files. For detailed work the system software provides a full screen buffer editor including a comprehensive bit and byte tool kit with more than 20 functions.

Broad device support: Including FIRST GENERATION EPROMS (2708, TMS2716*, 25XX etc.) SECOND GENERATION EPROMS (2716-27C080)(8 MEG), 40 and 42 PIN EPROMS* (27C1024-27C160)(16 MEG) EPROMS (2816-28C101) PLUS ER5901, FLASH EPROMS (28F29C, 29EE, 29F)(32 MEG), NVRAMS (12,20,X2210)(12) 8 PIN SERIAL EPROMS* (24, 25, 35, 93, 95, 80011A) PLUS ER1400/MS8657* BIPOLAR PROMS* (74S/82S), SERIAL FPGA CONFIGURATORS (17CXXX) MICROS* (874X, 875X, 87C5X, 87C5X, 88C) ATME1 MICROS* (89S, 90S)(AVR) PIC MICROS* 8, 18, 28, 40 PIN (12CXXX, 16C5X, 6X, 7X, 8X PLUS FLASH & 17C) MOTOROLA MICROS* (68705P1/1/3/R3, 68HC705C8/C9/12/P9, 68HC711E9/D3)

\$289

Includes step-by-step tutorial plus explanation of EPROM fundamentals \$5.00 SHIPPING + \$5.00 C.O.D.
1 YEAR WARRANTY - 30 DAY MONEY BACK GUARANTEE VISA • MASTERCARD • AMEX
*REQUIRES SNAP-IN ADAPTER (ORDER FACTORY DIRECT OR BUILD YOURSELF)

ANDROMEDA RESEARCH, P.O. BOX 222, MILFORD, OHIO 45150

(513) 831-9708 FAX (513) 831-7562

website - www.arlabs.com

email - arlabs@worldnet.att.net

MADE IN THE U.S.A.

New Product News



NEW LINE OF MATV FILTERS

PAR Electronics, Inc., announces their new line of MATV filters.

Single channel attenuators and channel elimination filters are available for all VHF/UHF channels. The filters are housed in ABS UV stable housings suitable for indoor/outdoor mounting.

Applications include headend channel leveling and elimination. Not

suitable for adjacent channel. All filters are AC/DC passive. Pricing starts at \$24.00.

For more information, contact:

PAR ELECTRONICS, INC.
P.O. BOX 645
DEPT. NV
GLENNVILLE, NC 28736
828-743-1338 FAX: 828-743-1219
EMAIL: par@parelectronics.com
WEB: <http://parelectronics.com>



"NON-CONTACT" INFRARED THERMOMETERS

Brighton Electronics, Inc., introduces their five new state-of-the-art "non-contact" infrared thermometers. These new temperature devices bring accuracy, ease-of-use, and safety to any industry.

Measurements of hot, cold, or moving objects can be taken at a safe distance. With the laser pointer, the operator is assured of precise accurate measurements in a response time of less than one second.

The SIR812 and SIR815 each have laser pointers, wide temperature ranges, operation lock function, data hold function, C/F selectable function, and a belt attachable carrying case.

The SIR802 and SIR805 have all the same functions as the SIR812 and SIR815, but without the laser pointers.

The SIR10 is Brighton's "gun" style infrared "non-contact" thermometer. The SIR10 has all the same functions as the SIR815, yet has an easy-to-use grip gun-style handle, adjustable emissivity, and K-type probe input compatibility.

are available. Thermometers come standard with data hold functions, min/max and status display functions, C/F selectable, and auto power off.

Each thermometer comes with a temperature probe, operation manual, and carrying case.

Brighton Electronics also offers seven specialty thermometers. These models include digital pocket thermometers, pocket dial thermometers, freezer/refrigerator spirit filled and dial thermometers, meat thermometers, candy/deep fry thermometers, and furnace/oven thermometers. Each thermometer is of the highest quality stainless steel and carries a one-year warranty.

For more information, contact:

BRIGHTON ELECTRONICS, INC.
9615 S.W. ALLEN BLVD., STE. 105
DEPT. NV
BEAVERTON, OR 97005
1-877-276-3761
503-644-1434 FAX: 503-643-8619
EMAIL: chris@brighton-electronics.com

HANDHELD DIGITAL STORAGE OSCILLOSCOPE/COMPONENT CURVE TRACER

Allison Technology Corporation announces the HH972, a handheld digital storage oscilloscope and in-circuit component curve tracer. The HH972 provides two useful test instruments in one package the size and weight of a digital voltmeter and at a price more in line with that of a DVM than an oscilloscope or a component curve tracer.

Features include: oscilloscope mode, with full auto-ranging; curve tracer mode, displays I/V curves for in-circuit component testing; wide 5MHz bandwidth (digital sampling @ 20 MS/sec); lightweight, just over 12 oz.; low cost; power internal 9V battery or AC wall adapter; high contrast back-lit LCD 150 x 100 dot display with wide angle visibility; 280V true RMS AC, $\pm 400V$ DC maximum input voltage; display of amplitude, time, and resistor value; easy-to-use keypad control, hold key to freeze the display; test leads included; and optional stand with rechargeable battery.

The HH972 is well-suited for a wide variety of applications. Its small size and powerful digital storage oscilloscope capabilities make it a natural choice for both bench and field service applications. Its low cost also



makes it suitable for educational and hobby use.


The HH972 digital storage oscilloscope is available now for just \$259.00. The optional ST972 stand with rechargeable battery is \$69.00.

For more information, contact:

ALLISON TECHNOLOGY CORP.
2006 FINNEY VALLEY
DEPT. NV
ROSENBERG, TX 77471
1-800-980-9806
281-239-8500 FAX: 281-239-8006
EMAIL: atc@atcweb.com
WEB: <http://www.atcweb.com>

Showcase your New Products here!
Send all press releases or information/photos to:

Nuts & Volts Magazine
New Product News
430 Princeland Court,
Corona, CA 92879
or E-Mail to
newproducts@nutsvolts.com



TB-22 BREAKOUT BOARD

Industrologic, Inc., announces their TB-22 50-pin header screw terminal breakout board and cable assembly.

The TB-22 is based on the Opto-22 compatible (industry standard) 50-pin header connector present on industrial digital I/O boards, and can be used to quickly and easily connect to the logic level signals present on these boards.

The TB-22 board owes its compact size to having been designed specifically for the industry standard digital I/O connections, plus its

convenient 2.75 by 4 inch size and four mounting holes allows for easy panel mounting or DIN rail mounting.

Unlike most breakout boards of this style, each TB-22 comes complete with an 18-inch ribbon

cable to immediately connect it to an industry standard I/O board, making the TB-22 assembly an exceptional value in a breakout board.

The TB-22 breakout board and included cable are available for \$49.00 in single quantities.

For more information, contact:

INDUSTROLOGIC, INC.
3201 HIGHGATE LN.
DEPT. NV
ST. CHARLES, MO 63301
314-707-8818
EMAIL: info@industrologic.com
WEB: www.industrologic.com

High Performance Auto Ranging DMM

New to our DMM line up and possibly (probably) the best DMM value anywhere! Includes: Analog Bar Graph! Auto-Ranging! Data Hold! Temperature Probe! Frequency Test! Continuity Test! AND MORE!

Features:
Data Hold: Freezes reading for easy checking
Auto Ranging: For easy precise range settings
Range Hold Control: allows for manual selection of your test range
3-1/4 Digit LCD Display: Reads up to 3260.
Easy to read display.
Function Dial: Easy to use to select measurement type or turn unit off.
4 Jack Plug-ins: Safety design with different capacities for different functions.
Diode, Continuity Check Push-Button: For toggling between diode check and continuity check.
Low Battery Indicator: Advises you when it's time to change battery.
Extra Long 44" Test Leads: Helps get to hard to reach places.
Screw-On Alligator Clips: Convert one or both probe tips to alligator clips.
Fuse-Protected Circuitry
Built-In Stand: Makes one hand operation easier.
Shock Absorbing Rubber Carrying Case: with convenient probe storage clips and hanging tab.
Helps protect the DMM from damage if accidentally dropped.

Measures:
DC Volts: up to 1000V
AC Volts: up to 750V
AMPS: up to 20 Amps (AC & DC)
Resistance: up to 30M ohm
Continuity Check: with audible signal (signal sounds if resistance is less than 20 ohms. Display reads actual resistance).
Frequency: (1KHz to 300KHz) displays both digital and bar graph reading.
Transistor hFE Test: Display shows approximate hFE value based on test condition of 100uA base current and Vce of approx. 3V.
Temperature Test: Measures from 0° to 1832° F (probe supplied).
Diode Test: Tests if diodes are shorted or open.

Specifications:
Accuracy:
Vdc: ±1.0% reading +5 digits
Vac: ±1.5% reading +8 digits
Adc: ±1.2% reading +5 digits
Aac: ±1.5% reading +5 digits
Resistance: ±3.0% reading +5 digits
Frequency: ±3.0% reading +5 digits
Temperature: ±1.0% reading +6 digits

Input Impedance: 10Mohm (Vdc/Vac) over 100Mohm on 300 mVdc range
Requires two AAA batteries sold separately.

#CSI9903

ONLY \$29.95

NOW IN STOCK!

2GHz RF Field Strength Analyzer

Frequency Range: 100KHz to 2.0GHz
Narrow Band FM (NFM)
Wide Band FM (WFM)
AM and Single Side Band (SSB) Modulated Signals May Be Measured
PLL Tuning System for Precise Frequency Measurement and Tuning
LED Backlight LCD (192x192 dots)
Built-In Frequency Counter
Hand-Held and Battery Operated
All Functions are Menu Selected
RS232C for PC Interface and Printer

#3201

See the web site for details

ONLY \$1589

Removable Hard Drive Rack

For IDE/Ultra DMA Hard Drives

This product can be used with any 3-1/2" IDE hard drive up to 1" high. It includes an electronic keylock for safe removal and insertion. Made of ABS 707 fireproof plastic. Use this product to protect sensitive hard drive data, take your hard drive between work and home or even set up different users with their own hard drives that they physically insert every time they use a PC. Other models available from C.S.I. include RH10 series and RH20 series, which are interchangeable within the same interface design (IDE or SCSI). Other Models are Available. See www.web-tronics.com under "hard drive and accessories" for more details and pictures.

We Sold Over 14,000 in 1998!

ONLY \$14.95 any qty.

RH-10C-IDE

Removable Hard Drive Rack with Auto Door and Cooling Fan

- Auto door on the outer frame
- ABS material of outer frame, High efficiency cooling fan
- Worldwide patent pulling function handle
- CE Approved
- Coating iron bottom cover
- For IDE interface
- For 1" high 3.5" HDD
- Not compatible with our RH10 & RH20 series. Compatible with our RH17-IDE model.

ONLY \$18.95 any qty.

#MR-27

Details at www.web-tronics.com**Auto-Temp Solder Station with Ceramic Element**

- With Ceramic Heating Element for More Accurate Temp Adjustment
- 3 Conductor Grounded Power Cord
- 250°C-480°C (470°F-900°F)
- Fast Heating Feature

SR-976 Extra Tip Options Available. See Web!

For More Info See www.web-tronics.com

ONLY \$39

CTRL - D to bookmark this site

www.web-tronics.com

Don't forget the dash

Circuit Specialists Inc.

- Easy to Navigate
- Includes a Search Engine That Really Works
- New Items Added Constantly

In Business Since 1971


CCD B&W Board Cameras

- ASIC CCD Area Image Sensor
- Extremely Low Power Consumption
- 0.5 Lux Min Illumination
- Built-In Electronic Auto Iris for Auto Light Compensation

Detailed Specs on the Web

VM1030PA-B 30mmx30mmx25mm, Pinhole lens, 12V \$39.00 any qty.
VM1030A 30mmx30mmx26mm, Standard lens, 12V \$39.00 any qty.
VM1035A 42mmx42mmx25mm, Standard lens, 12V with back light compensation \$49.00 any qty.
VMCB21 44mmx38.5mmx28mm, with 6 infra-red LEDs, 12V \$49.00 any qty.
VM1036A 32mmx32mmx25mm, Standard lens, 12V, reverse mirror image feature \$49.00 any qty.

Detailed Specs on the Web



LOWER PRICES

Bullet CCD Cameras B&W and Color

- Smart Rugged Metal Housing
- Extremely Low Power Consumption
- 12 Volt
- CCD Area Image Sensor for Long Camera Life
- Built-In Electronic Auto Iris for Auto Light Compensation
- No Blooming, No Burning
- 0.1 Min Lux Illumination (B&W) (1 Lux Min Lux Illumination (color))

VMBLT1020 B&W, 21mm(D)x55mm(L) \$49.00 any qty.
VMBLT1020W B&W Weatherproof, 21mm(D)x58.5mm(L) \$79.00 any qty.
VMBLTJC19BW COLOR! Weatherproof, 17mm(D)x88mm(L) \$139.00 any qty.

Detailed Specs on the Web




LOWER PRICES

COLOR CCD Mini Board Cameras

- Low Power Consumption
- 1 Lux Illumination
- Built-In Electronic Auto Iris for Auto Light Compensation
- Internal Synchronization
- 12Volts
- 400 TV Lines

VM3010PA 33mmx33mmx18mm, Pinhole lens \$99.00 any qty.
VM3011-A 45mmx40mmx24mm, Standard lens, single board \$89.00 any qty.
VM3010-A 33mmx33mmx32mm, Standard lens \$99.00 any qty.

Detailed Specs on the Web



PRICE REDUCTION

new! 3-1/2 Digit JUMBO Digital Panel Meters Check these LOW PRICES!

- 21mm Figure Height
- 5 Volt Common Ground or 9V Independent Power Supply Versions Available
- Voltage Divider Resistors included and max. Measured Range Selectable by Soldering a Selection Joint
- Easy Bezel Snap-In Design (84mm x 41mm rectangular hole typical)
- "0" Reading for "0" Voltage Input
- High Quality SMD Production Method
- Dual Slope Integration A-D Converter System ±0.5% Accuracy

PM-1028A LCD 9V Independent Power Supply Version 1/\$12.95 10/\$10.89 100/\$7.99 250/\$6.25
PM-1028B LCD 5V Common Ground Power Supply Version 1/\$13.95 10/\$11.84 100/\$8.89 250/\$7.15
PM-1029A LED 9V Independent Power Supply Version 1/\$14.95 10/\$12.50 100/\$9.95 250/\$7.89
PM-1029B LED 5V Common Ground Power Supply Version 1/\$15.95 10/\$13.40 100/\$10.79 250/\$8.65

NOW IN STOCK!

AS LOW AS \$6.25

**Our Most Sophisticated DMM We Sold Over 700 Last Year!**

With RS-232 Interface & Software, 3-1/4 Digit, 4000 Count, Auto-Ranging with Analog Bargraph

- True RMS Mode
- 10MHz Frequency Counter
- Time Mode with Alarm, Clock, and Stop Watch
- Dual Display
- 10 Location Memory
- Min, Max, Avg and Relative Mode
- Decibel Measurement
- Cap and Ind. Measurement
- Temperature Mode (C/F)
- K Type Temperature Probe Included
- Pulse Signal for Logic & Audible Test
- Continuity/Diode Test
- Logic Test
- Auto Power OFF/"Keep ON" Mode
- Fused 20A Input with Warning Buzzer
- Back Light
- Data Hold/Run Mode
- Safety Design UL1244 & VDE-0411
- Protective Holster
- Silicon Test Leads



NOW ONLY \$129

Reg. \$169

More Details on our Web Site

PROTEK 506

3000 Series Digital R/O Bench Power Supplies

♦ Low Cost Single Output ♦ 3 Amps

High stability digital read-out bench power supplies featuring constant voltage and current outputs. Short-circuit protection and current limiting protection is provided. Highly accurate LED accuracy and stable line regulation make the 3000 series the perfect choice for lab and educational use.



Line Regulation: 2×10^{-4} +1ma
LED Accuracy: Voltage: ±1% +2 digits
Current: ±1.5% +2 digits
Wave Line Noise: ±1mVrms
Dimensions: 291mm x 158mm x 136mm



CSI3003: 0-30V/0-3amp
Digital R/O Bench PS,
1x10⁻⁴+5mV Load Regulation
\$99.00 5/\$89.00

AS LOW AS \$89

new! O'Scope Offer

30MHz! ONLY \$299! ONLY \$299
Take Advantage of this low price!

- Dual Channel
- Dual Trace
- Vert Trigger
- 1 Year C.S.I. Warranty!



#OSC-1030

Manufactured for CSI by a leading O.E.M. manufacturer. See our website for detailed specifications!

new! Hot Air SMD Rework Station

WOW! ONLY \$489
Similar Systems Cost 100% More!

ONLY \$489



For technicians, service/repair depots and assembly rework. We also stock a selection of nozzles for QFP, SOP & PLCC devices (see our website for selection details). Hot Air temperature variable from 100°C to 400°C (212°F to 754°F) power consumption: 275W max. Auto cooling feature cools system after shut off to extend service life of heating elements and handle. One year limited warranty from C.S.I. Comes with QFP Nozzle (0.68" x 0.68")

new! 2.4 GHz A/V Sender/Receiver System

- Wireless FM transmission of video (color or B/W) and sound (stereo or mono) up to 150 meters (line of sight)
- Directional Antenna Design optimizes performance
- Use with remote cameras or any input (satellite TV, cable etc.) where wireless transmission is desired. View on a TV set.
- Performance through walls varies depending on construction methods etc.
- Each set includes a plug-in power supply for the transmitter & receiver.
- 7 segment LED displays channel (1-4) on receiver & transmitter.

See more detailed specifications at www.web-tronics.com in the CCD camera section.

CSIHTR2400 Includes One Transmitter & One Receiver with Power Supplies \$139.00 \$109.00
CSIHTR2400TX Extra Transmitter/Each Receiver will Monitor up to 4 Transmitters \$89.00



CLONE, TEST OR REPAIR ANY HARD DRIVE

"THE MOST COMPLETE HARD DRIVE WORKSTATION WE'VE SEEN!" BOB ROSENBLUM, DIGITAL VIDEO, INC.

DRIVE SERVICE STATION

Copy entire hard drives with ease. Drive duplicators are essential tools for dealers and system builders. Don't spend hours installing and formatting drives. Do it instantly with the Pro. Set up any SCSI or IDE drive with your original software. Connect blank drives to the Pro and press start. You'll copy entire drives faster and more accurately than is possible on any PC. With our combination IDE and SCSI model, you can even copy data between different interfaces. All models include both 2.5" and 3.5" interface adapters. The Pro also supports SCA and Wide SCSI drives.

Choose the Pro, and you'll also have an entire factory drive test and repair system for under \$1000. The Pro gives

BUY MANUFACTURER DIRECT: \$995

408 330-5525

you the ability to copy, reformat, repair, translate, and test any hard drive. Use the Pro to put any hard drive through its paces. A full factory final test and performance analysis is performed. Complete test and repair reports are sent to any standard printer.

The Pro will also reassign and eliminate drive defects. Here's how it works: First, a precise media analysis system scans the disk for errors. Defects are mapped out, and effectively "erased." The error correcting system then "trains" the drive to permanently avoid defective areas. Data is stored only on the safe

areas of the disk. Capacity is reduced by an insignificant amount, and the drive works flawlessly once again. Get the technology used by major repair shops and data recovery centers. The Pro repairs all disk defects caused by normal wear. Drives with mechanical damage may not be repairable.



CORPORATE SYSTEMS CENTER

3310 WOODWARD AVE., SANTA CLARA, CA 95054
WWW.DRIVEDUPLICATORS.COM

Call today for high volume multi-drive copiers and CD Duplicators
 Sold and intended for backup purposes only. Copyright laws must be observed.

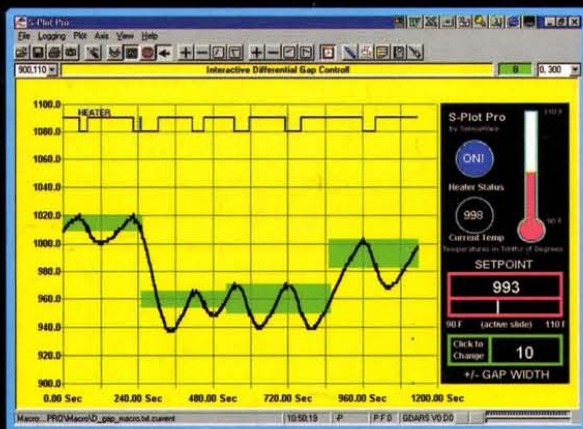
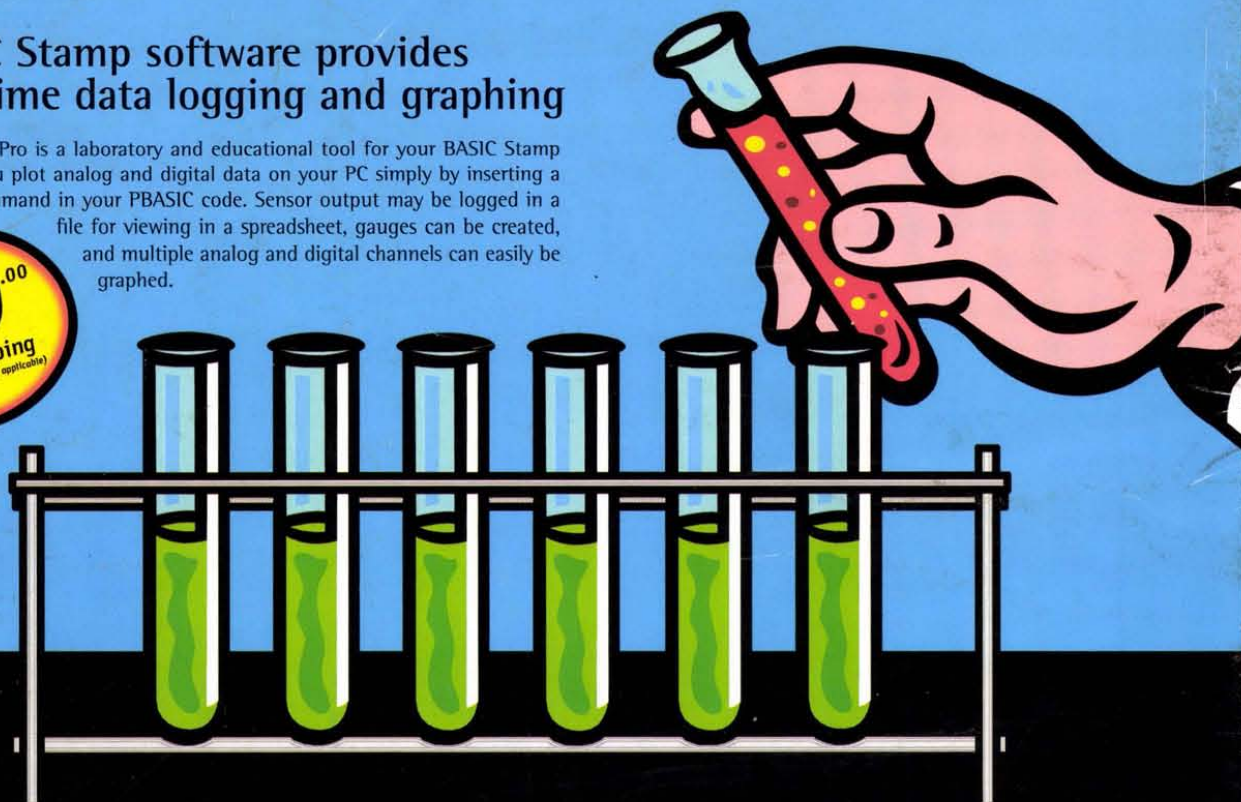
STAMP PLOT PRO

BASIC Stamp software provides real-time data logging and graphing

Stamp Plot Pro is a laboratory and educational tool for your BASIC Stamp that lets you plot analog and digital data on your PC simply by inserting a DEBUG command in your PBASIC code. Sensor output may be logged in a file for viewing in a spreadsheet, gauges can be created, and multiple analog and digital channels can easily be graphed.

\$59⁰⁰
plus shipping
(and sales tax where applicable)

#27909



Order Stamp Plot Pro (#27909) or download a free demo of Stamp Plot Pro (w/ 30-day trial period) from www.parallaxinc.com

To use Stamp Plot Pro, connect your BASIC Stamp to your favorite sensor and DEBUG the results to the BASIC Stamp Windows editor. Open Stamp Plot Pro, and the data is graphed and logged to a file. Stamp Plot Pro easily graphs multiple analog and digital channels, verifies data integrity, saves plots to a file, logs comma-delimited data, and supports the creation of visual charts and gauges using text-based macros.

The Stamp Plot Pro CD includes a single user license, BASIC Stamp Activity Board examples, help files in Adobe's PDF format, and a complete BASIC Stamp II tutorial.

PARALLAX

Order online or call Parallax
Toll-free 888.512.1024 (Mon-Fri 7 a.m. to 5 p.m. PST)
BASIC Stamp and the Parallax logo are registered trademarks of Parallax, Inc.

Write in 194 on Reader Service Card.

NUTS & VOLTS MAGAZINE
430 PRINCELAND COURT
CORONA, CA 92879-1300

